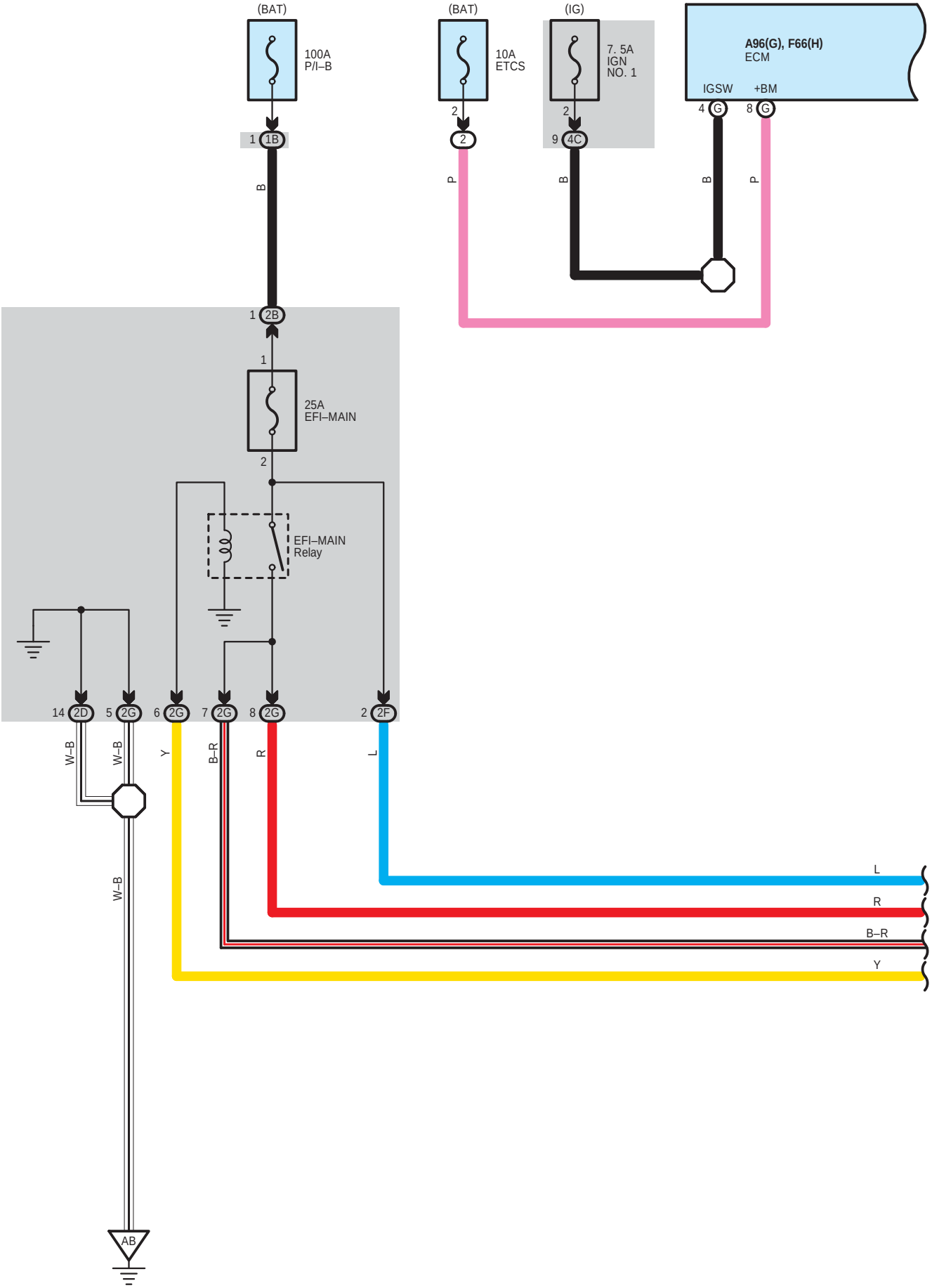
(BAT)
100A
P/I–B
1 1B
B
1 2B
1
25A
EFI–MAIN
2
EFI–MAIN
Relay
14 2D
5 2G
6 2G
7 2G
8 2G
2 2F
W–B
W–B
Y
B–R
R
L
W–B
AB
(BAT)
10A
ETCS
2
2
P
(IG)
7. 5A
IGN
NO. 1
2
9 4C
B
A96(G), F66(H)
ECM
IGSW
+BM
4 G
8 G
B
P
L
R
B–R
Y

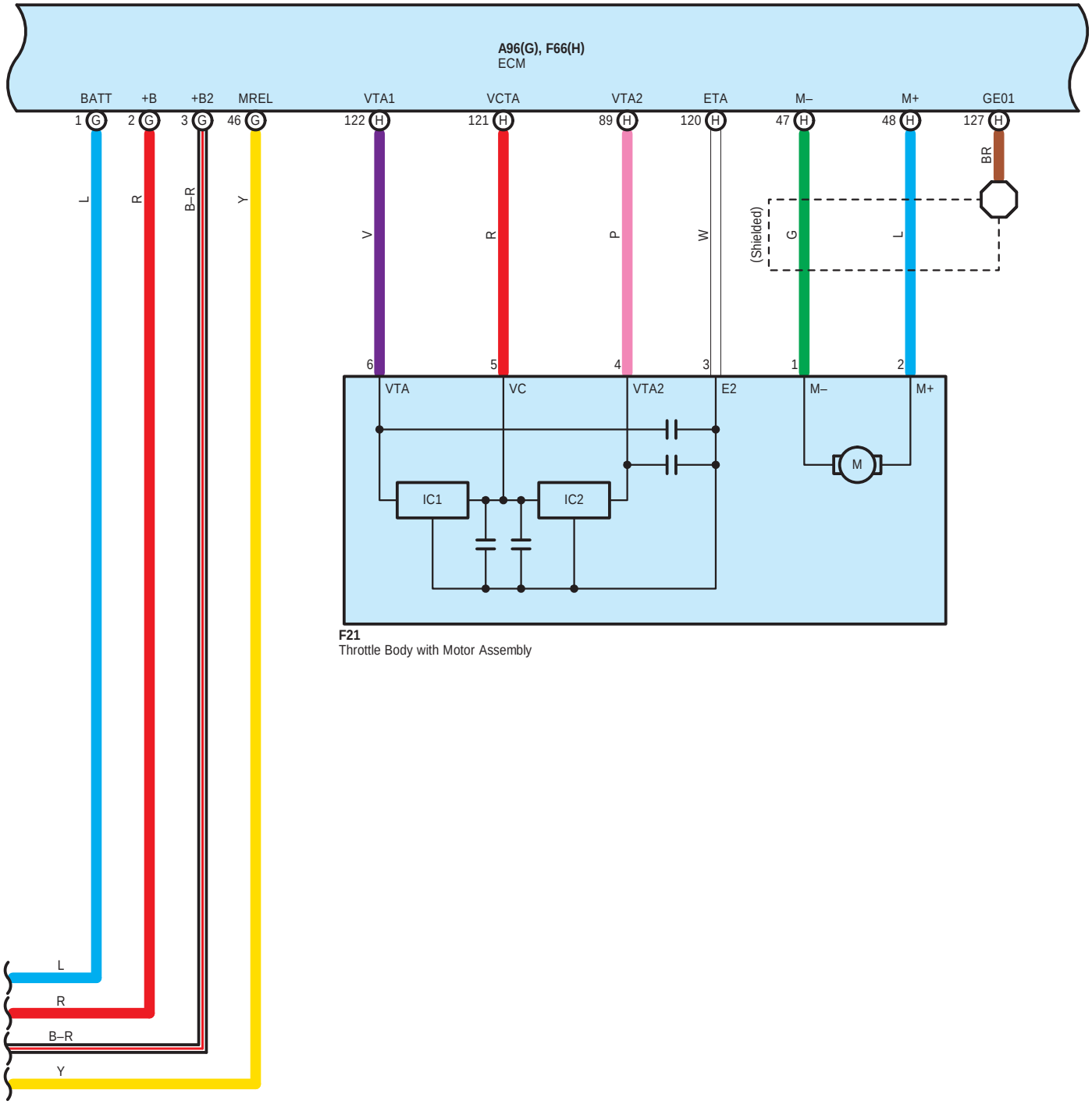
A96(G), F66(H)
ECM
BATT
+B
+B2
MREL
VTA1
VCTA
VTA2
ETA
M–
M+
GE01
1 G
2 G
3 G
46 G
122 H
121 H
89 H
120 H
47 H
48 H
127 H
L
R
B–R
Y
V
R
P
W
(Shielded)
G
L
BR
6
5
4
3
1
2
VTA
VC
VTA2
E2
M–
M+
IC1
IC2
M
F21
Throttle Body with Motor Assembly
L
R
B–R
Y

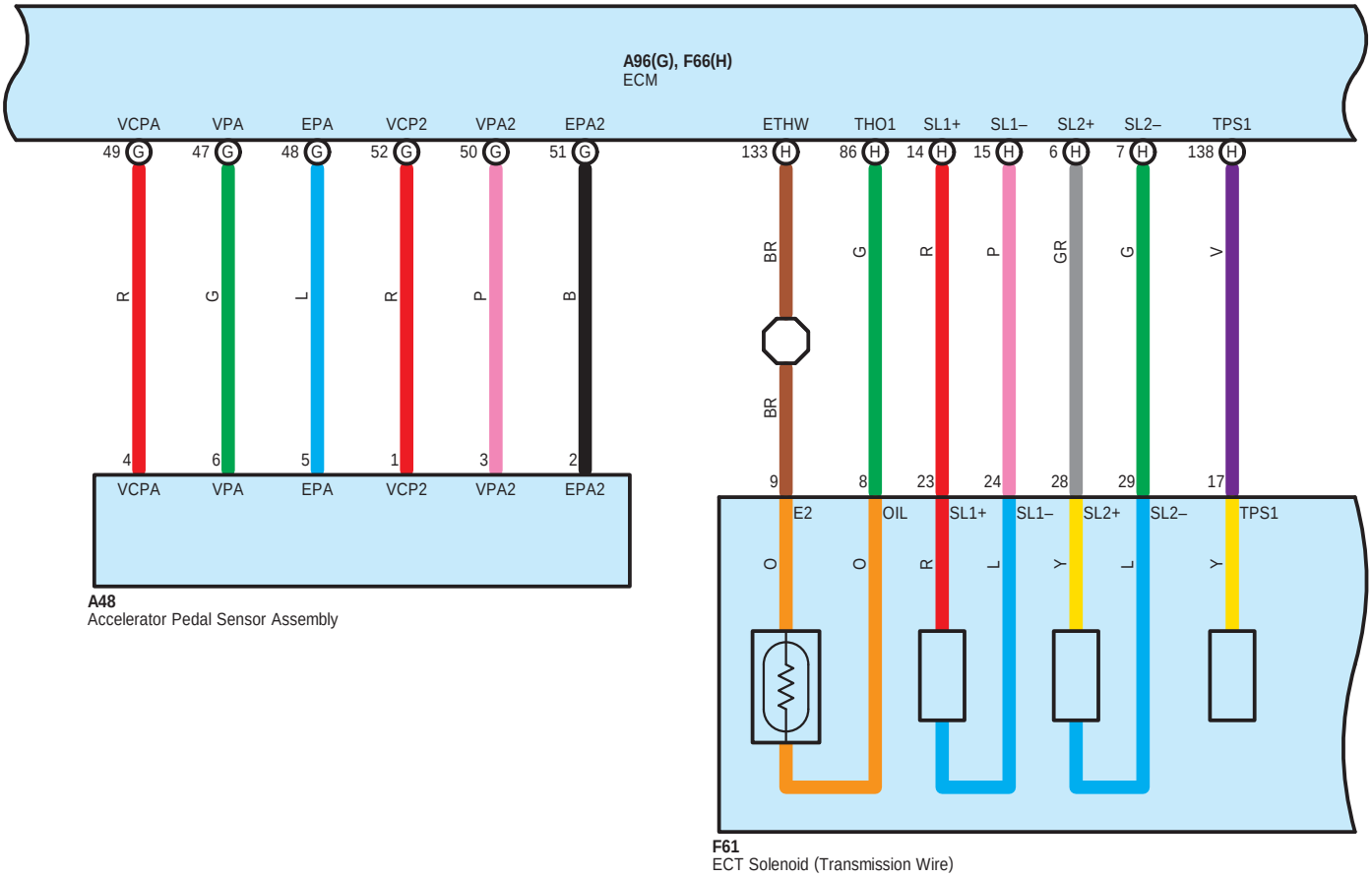

A48
Accelerator Pedal Sensor Assembly

F61
ECT Solenoid (Transmission Wire)

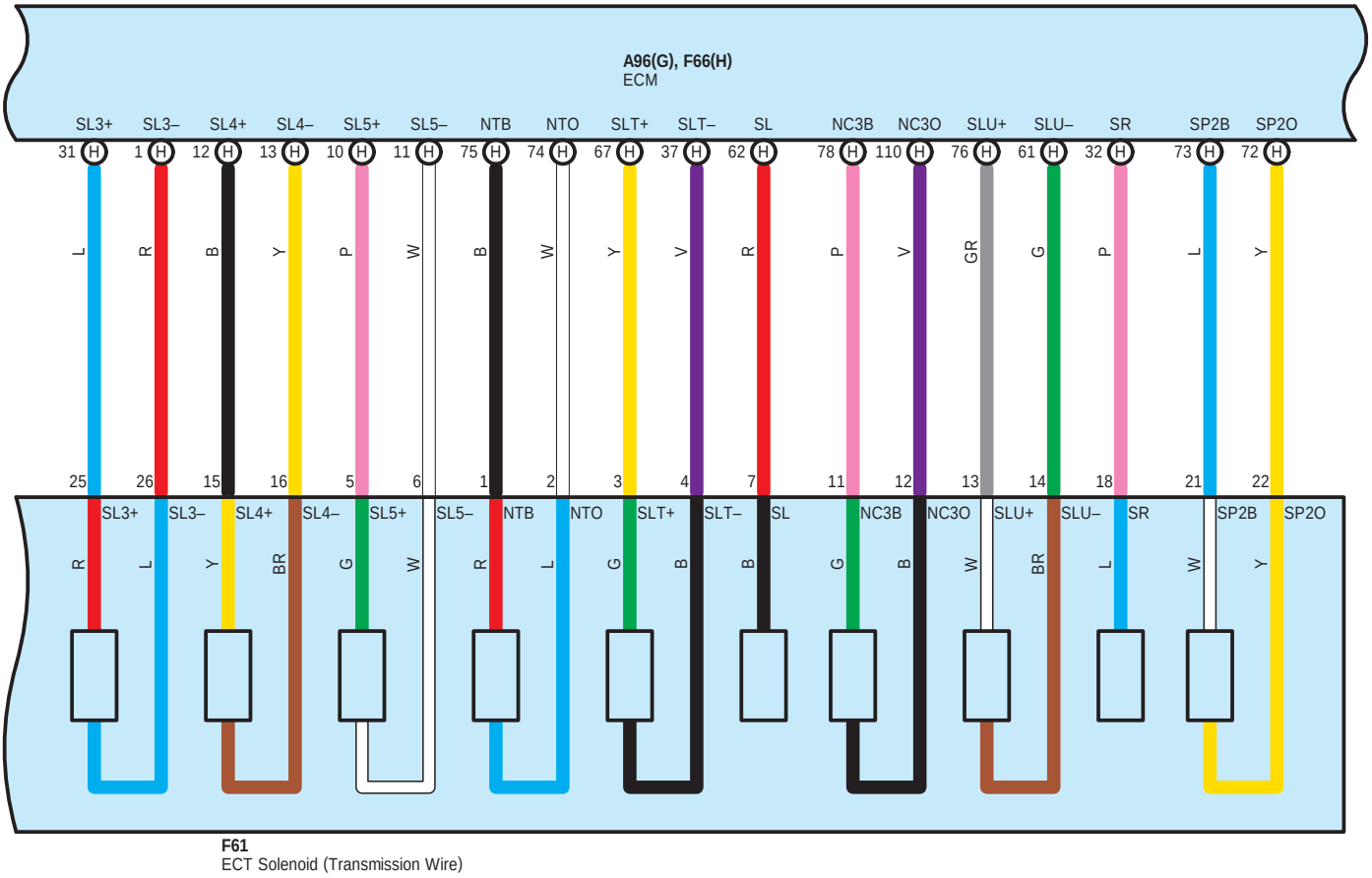
A96(G), F66(H)
ECM
SL3+ SL3– SL4+ SL4– SL5+ SL5– NTB NTO SLT+ SLT– SL NC3B NC3O SLU+ SLU– SR SP2B SP2O
31 1 12 13 10 11 75 74 67 37 62 78 110 76 61 32 73 72
L R B Y P W B W Y V R P V GR G P L Y
25 26 15 16 5 6 1 2 3 4 7 11 12 13 14 18 21 22
SL3+ SL3– SL4+ SL4– SL5+ SL5– NTB NTO SLT+ SLT– SL NC3B NC3O SLU+ SLU– SR SP2B SP2O
R L Y BR G W R L G B B G B W BR L W Y
F61
ECT Solenoid (Transmission Wire)

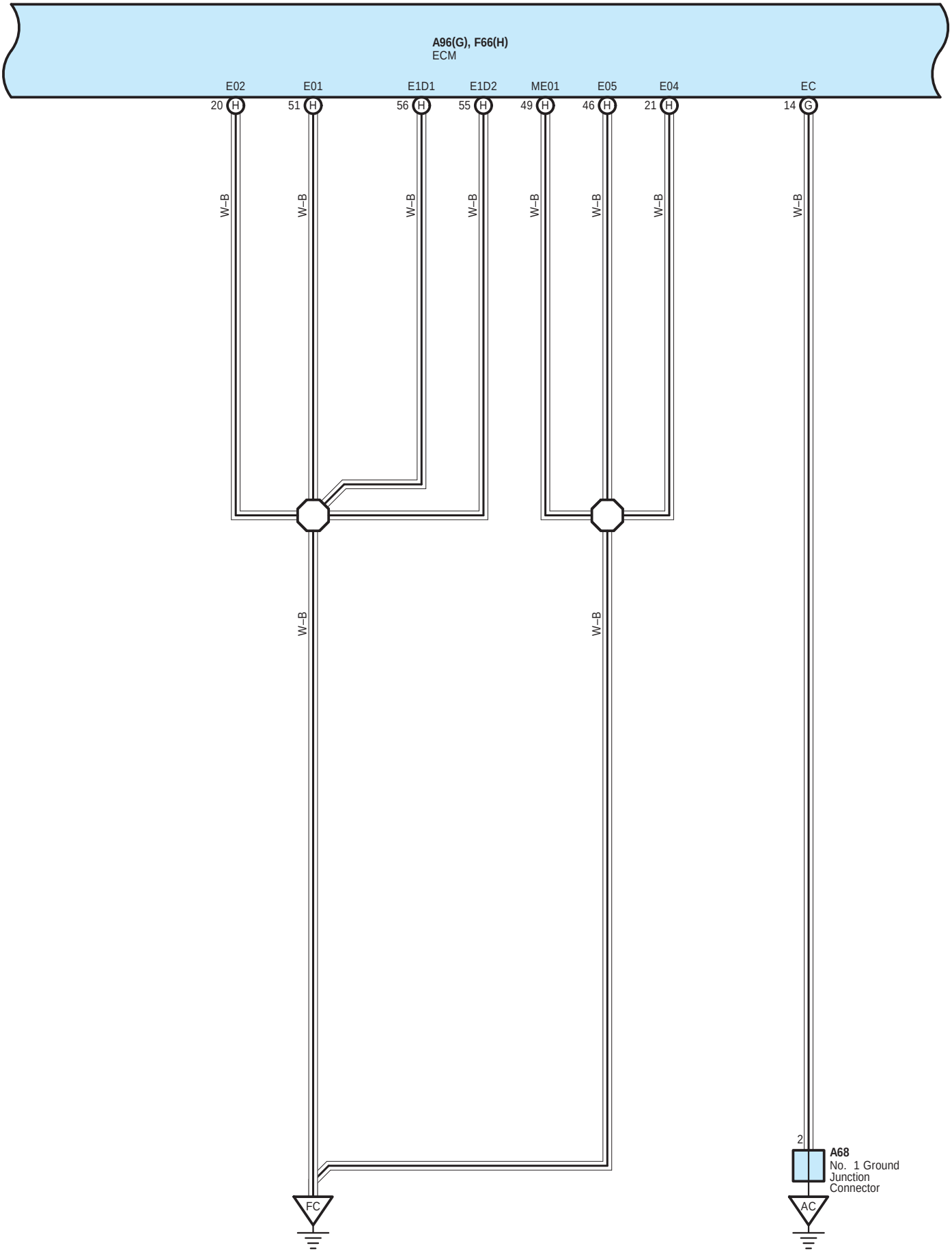
A96(G), F66(H)
ECM
E02
E01
E1D1
E1D2
ME01
E05
E04
EC
20 H
51 H
56 H
55 H
49 H
46 H
21 H
14 G
W–B
W–B
W–B
W–B
W–B
W–B
W–B
W–B
W–B
W–B
2
A68
No. 1 Ground
Junction
Connector
FC
AC

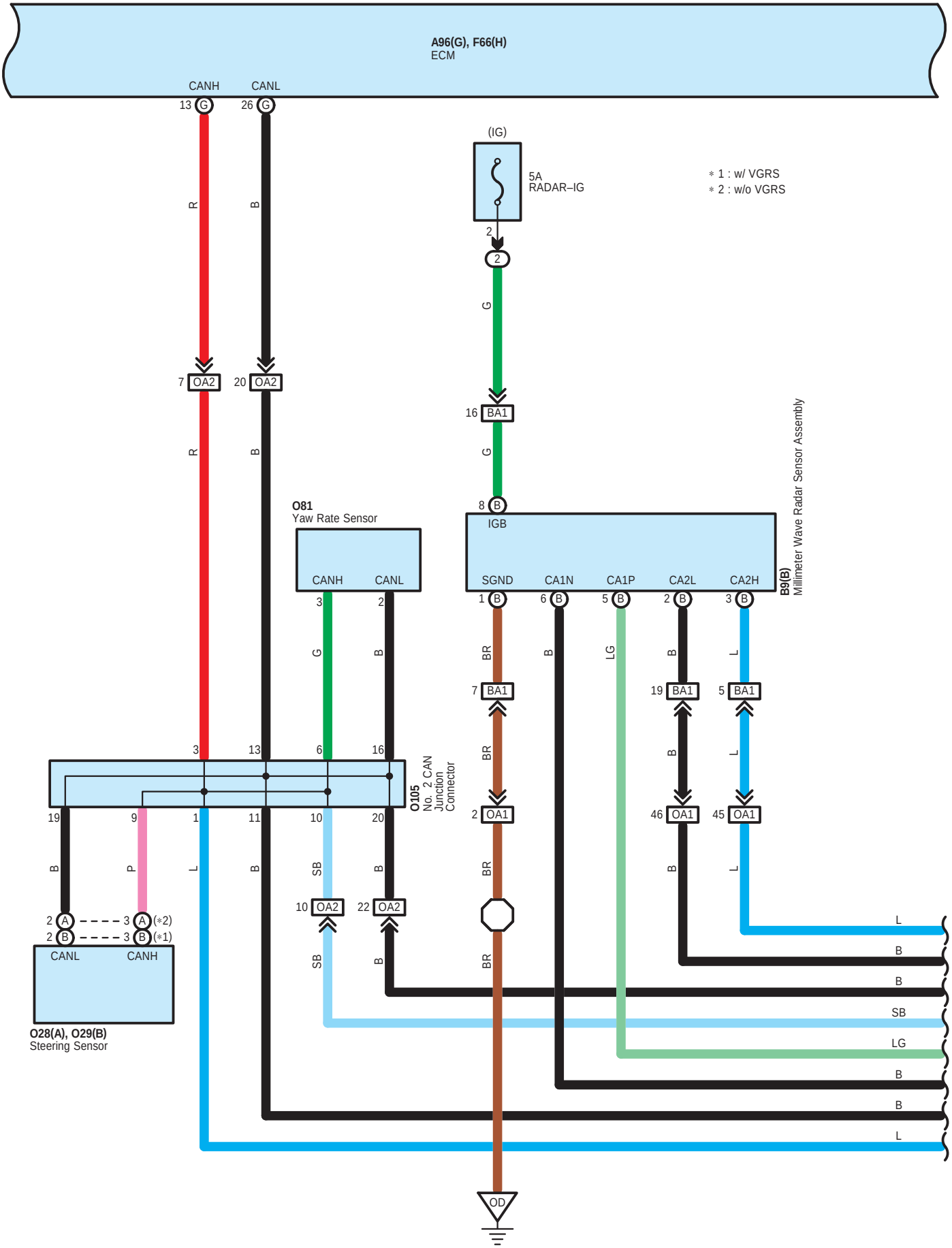
A96(G), F66(H)
ECM
CANH
CANL
13 G
26 G
(IG)
5A
RADAR–IG
∗ 1 : w/ VGRS
∗ 2 : w/o VGRS
7 OA2
20 OA2
16 BA1
8 B
IGB
O81
Yaw Rate Sensor
CANH
CANL
SGND
CA1N
CA1P
CA2L
CA2H
B9(B)
Millimeter Wave Radar Sensor Assembly
7 BA1
19 BA1
5 BA1
2 OA1
46 OA1
45 OA1
O105
No. 2 CAN
Junction
Connector
10 OA2
22 OA2
2 A
3 A (∗2)
2 B
3 B (∗1)
CANL
CANH
O28(A), O29(B)
Steering Sensor
OD

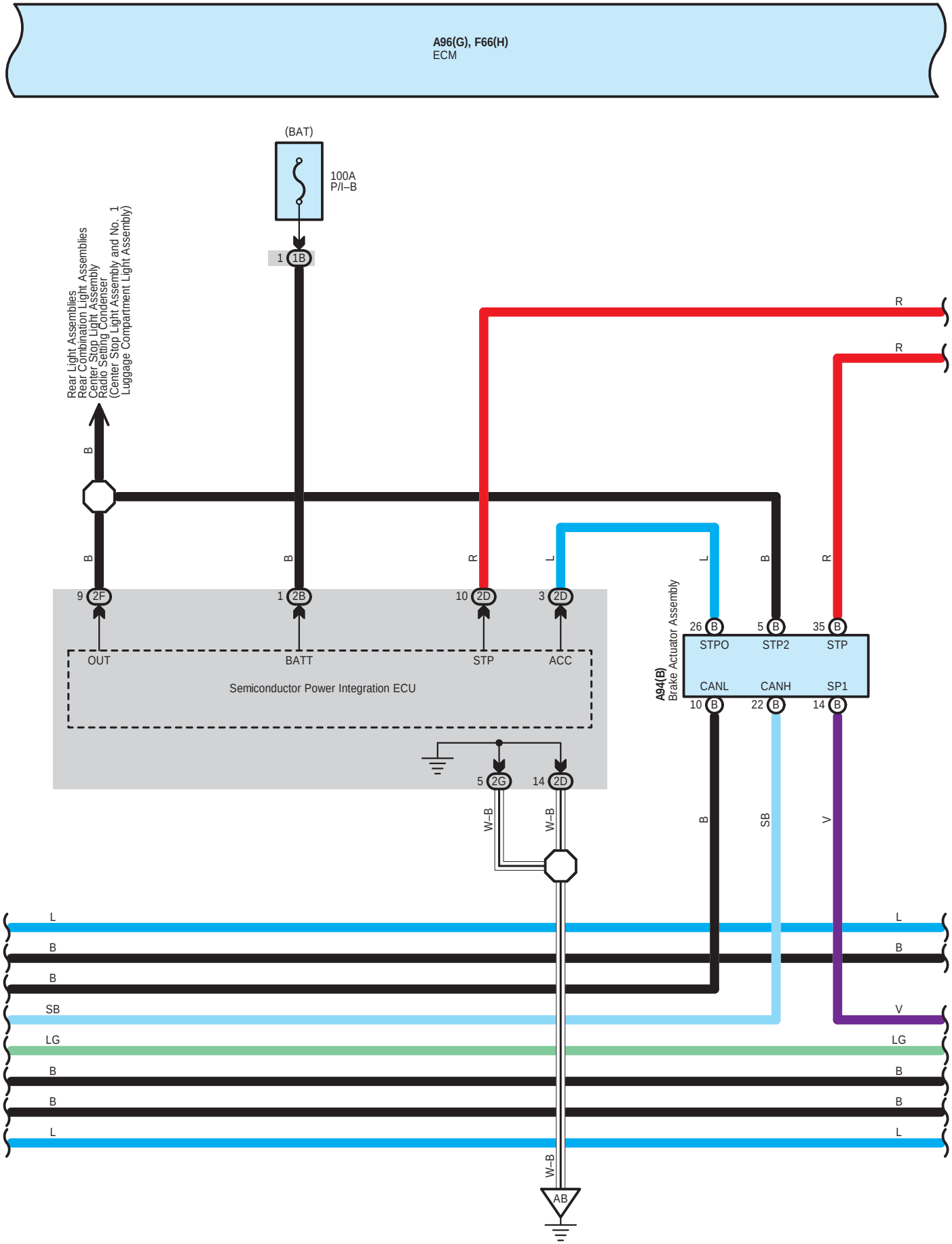
A96(G), F66(H)
ECM
(BAT)
100A
P/I–B
1 1B
Rear Light Assemblies
Rear Combination Light Assemblies
Center Stop Light Assembly
Radio Setting Condenser
(Center Stop Light Assembly and No. 1
Luggage Compartment Light Assembly)
B
B
B
R
L
L
B
R
R
9 2F
1 2B
10 2D
3 2D
OUT
BATT
STP
ACC
Semiconductor Power Integration ECU
5 2G
14 2D
W–B
W–B
A94(B)
Brake Actuator Assembly
26 B
5 B
35 B
STPO
STP2
STP
CANL
CANH
SP1
10 B
22 B
14 B
B
SB
V
L
B
B
SB
LG
B
B
L
L
B
B
V
LG
B
B
L
W–B
AB

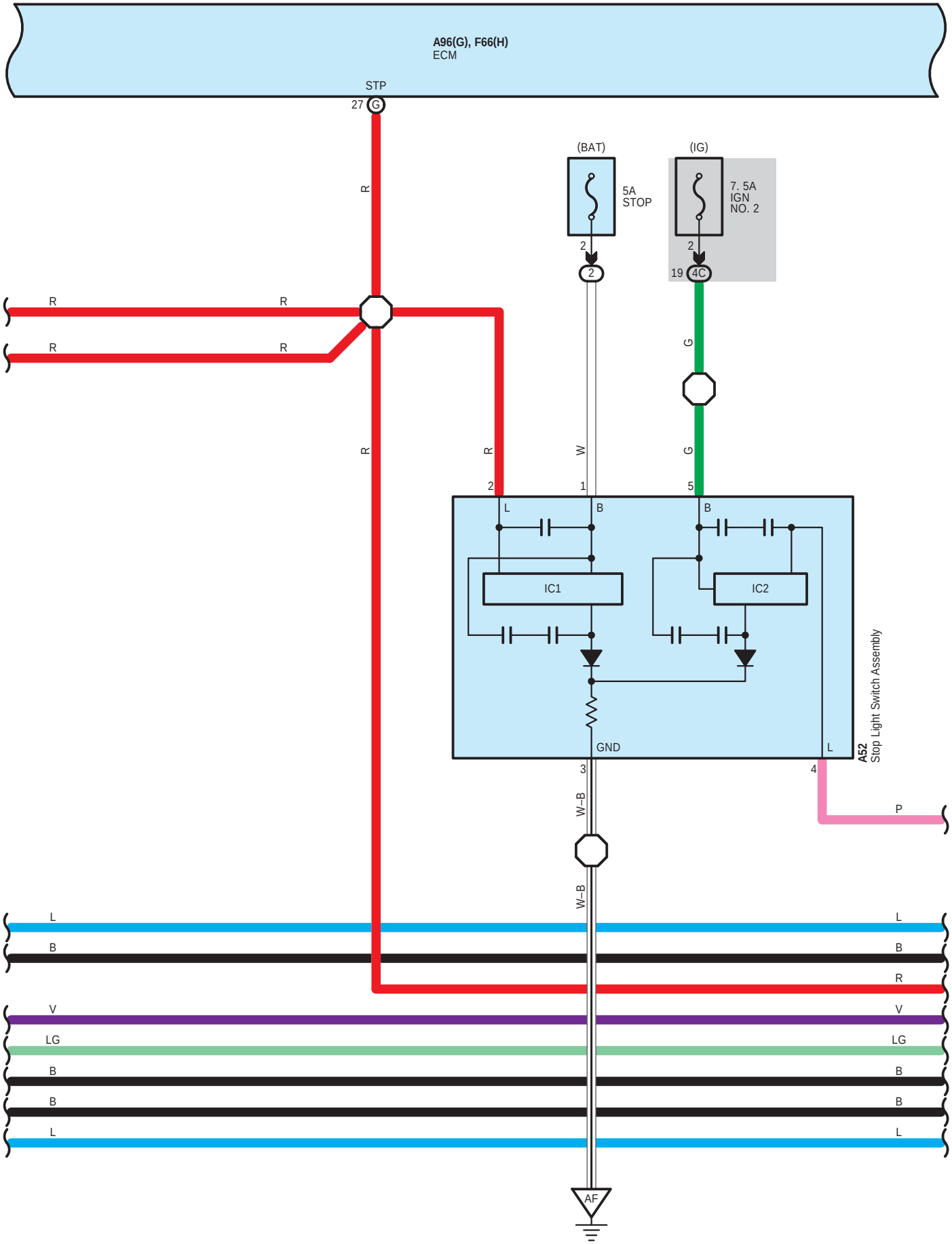
A96(G), F66(H)
ECM
STP
27 G
(BAT)
5A
STOP
(IG)
7. 5A
IGN
NO. 2
2
19 4C
R
G
W
IC1
IC2
GND
A52
Stop Light Switch Assembly
W–B
P
L
B
V
LG
AF

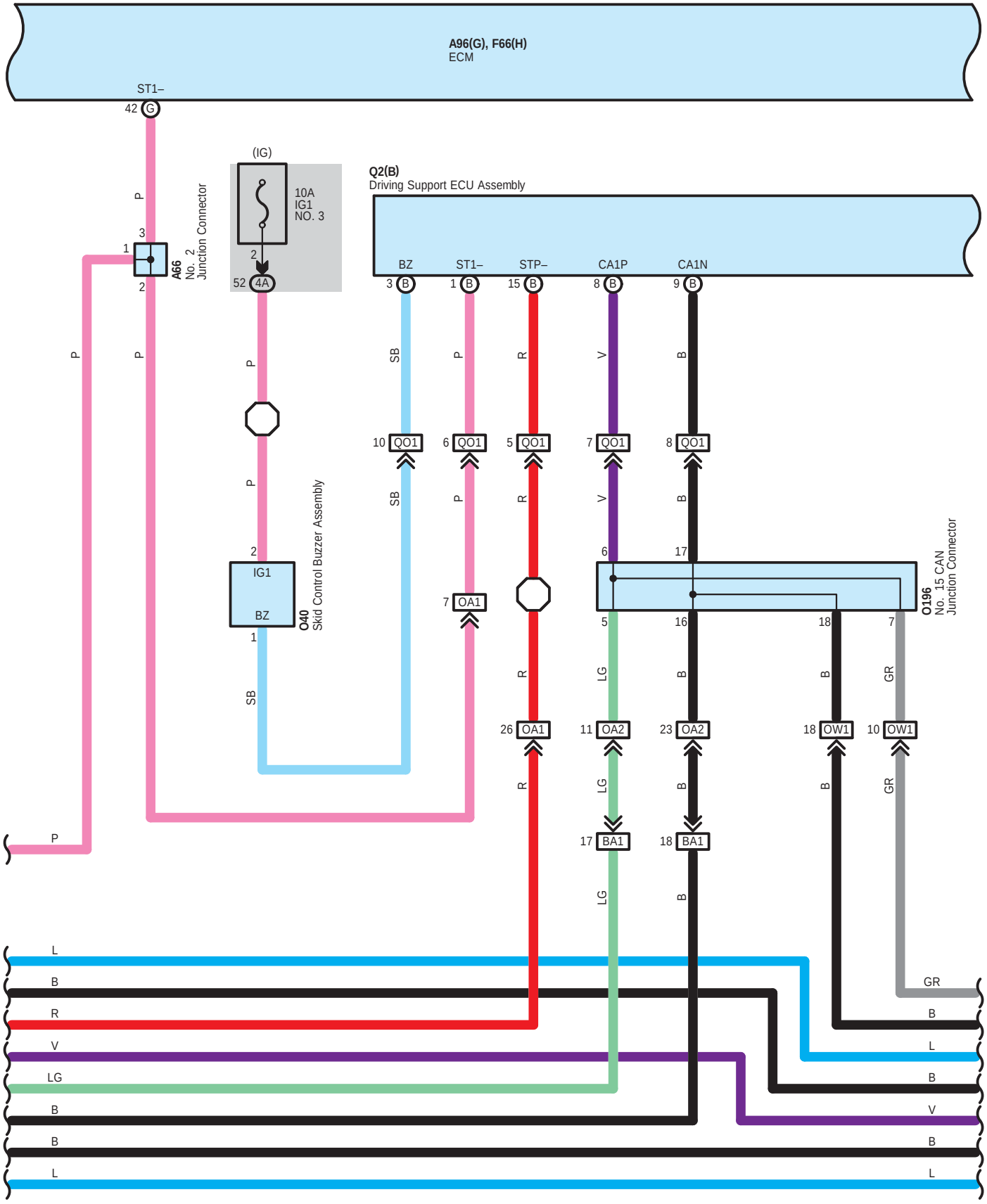
A96(G), F66(H)
ECM
ST1–
42 G
(IG)
10A
IG1
NO. 3
52 4A
A66
No. 2
Junction Connector
Q2(B)
Driving Support ECU Assembly
BZ
ST1–
STP–
CA1P
CA1N
3 B
1 B
15 B
8 B
9 B
10 QO1
6 QO1
5 QO1
7 QO1
8 QO1
IG1
BZ
O40
Skid Control Buzzer Assembly
7 OA1
O196
No. 15 CAN
Junction Connector
26 OA1
11 OA2
23 OA2
18 OW1
10 OW1
17 BA1
18 BA1
P
SB
R
V
B
LG
GR
L

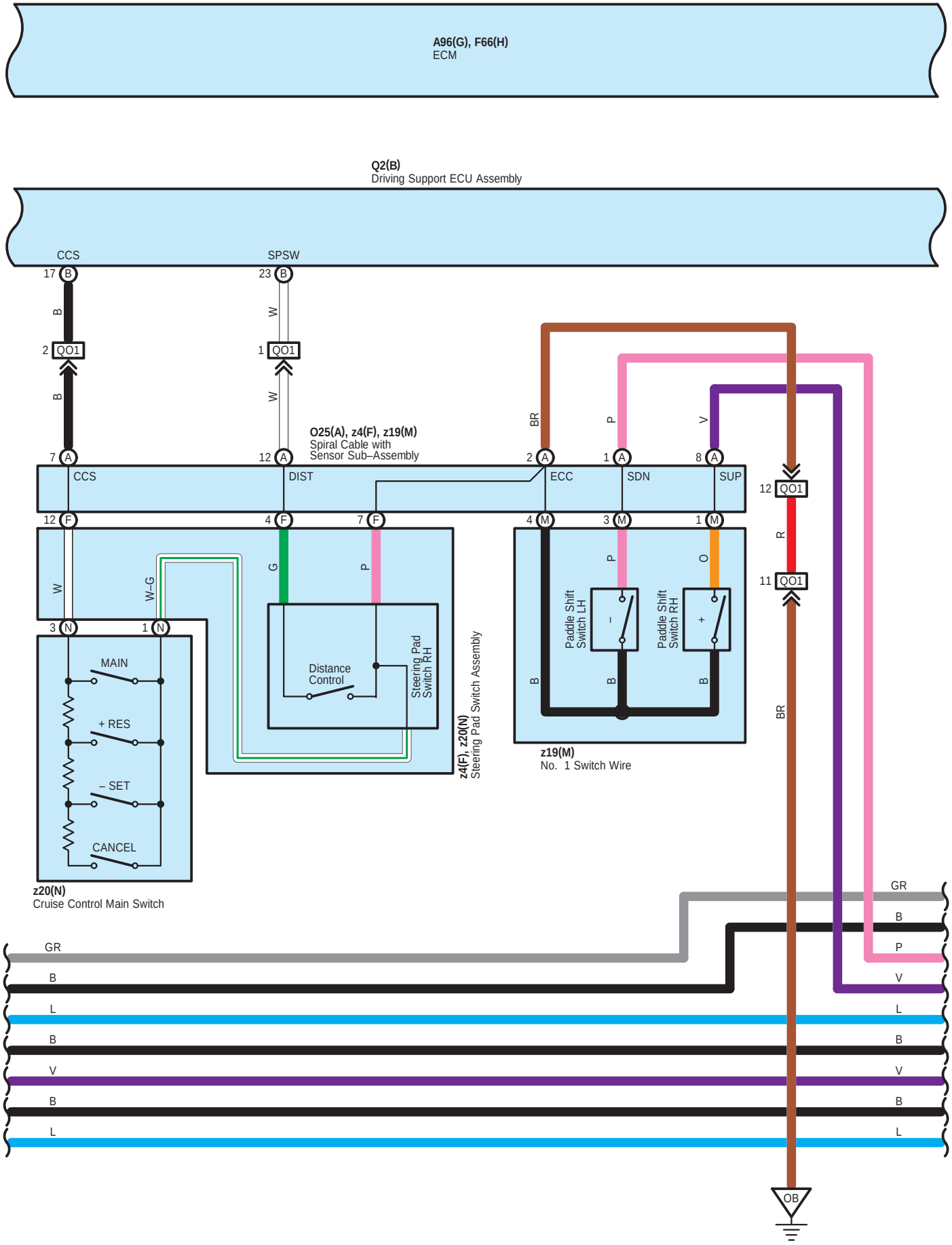
A96(G), F66(H)
ECM
Q2(B)
Driving Support ECU Assembly
CCS
SPSW
17 B
23 B
B
W
2 QO1
1 QO1
B
W
O25(A), z4(F), z19(M)
Spiral Cable with
Sensor Sub–Assembly
BR
P
V
7 A
12 A
2 A
1 A
8 A
CCS
DIST
ECC
SDN
SUP
12 QO1
12 F
4 F
7 F
4 M
3 M
1 M
R
W
W–G
G
P
P
O
11 QO1
3 N
1 N
MAIN
+ RES
– SET
CANCEL
Distance
Control
Steering Pad
Switch RH
z4(F), z20(N)
Steering Pad Switch Assembly
Paddle Shift
Switch LH
Paddle Shift
Switch RH
B
B
B
BR
z19(M)
No. 1 Switch Wire
z20(N)
Cruise Control Main Switch
GR
B
L
B
V
B
L
GR
B
P
V
L
B
V
B
L
OB

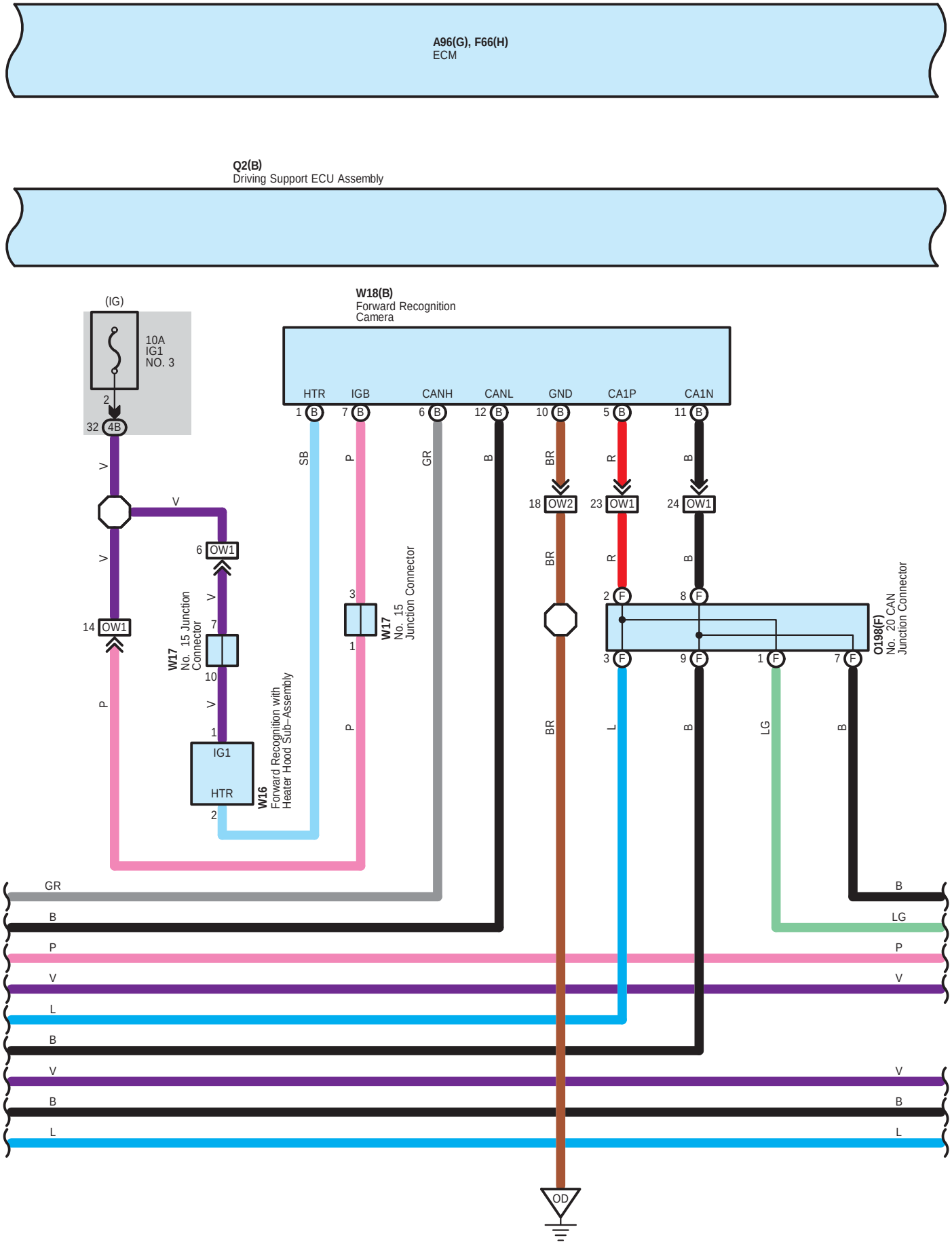
A96(G), F66(H)
ECM
Q2(B)
Driving Support ECU Assembly
(IG)
10A
IG1
NO. 3
2
32 4B
W18(B)
Forward Recognition
Camera
HTR
IGB
CANH
CANL
GND
CA1P
CA1N
1 B
7 B
6 B
12 B
10 B
5 B
11 B
SB
P
GR
B
BR
R
B
18 OW2
23 OW1
24 OW1
6 OW1
14 OW1
W17
No. 15 Junction
Connector
3
1
W17
No. 15
Junction Connector
2 F
8 F
3 F
9 F
1 F
7 F
O198(F)
No. 20 CAN
Junction Connector
IG1
HTR
W16
Forward Recognition with
Heater Hood Sub-Assembly
GR
B
P
V
L
B
V
B
L
LG
OD

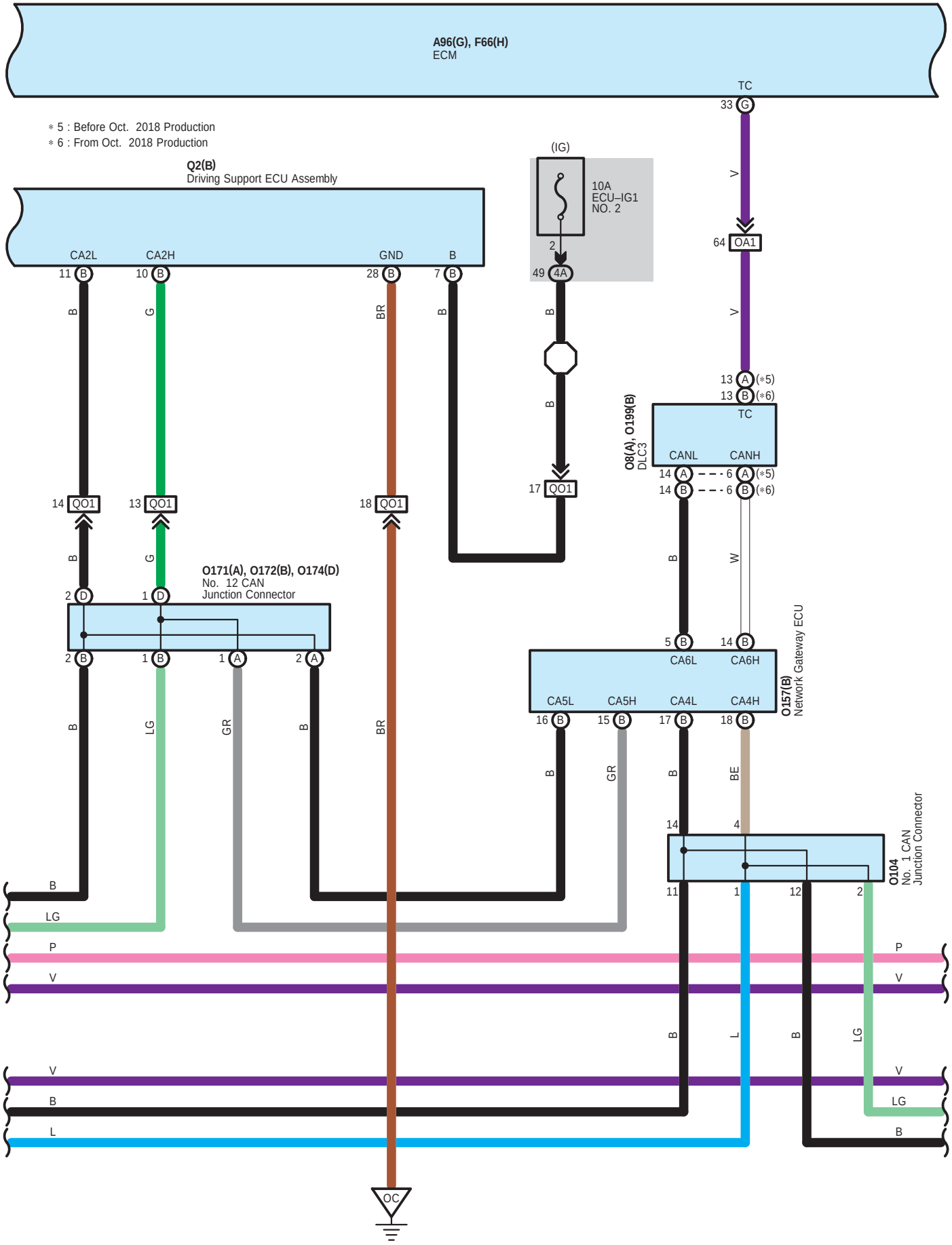
A96(G), F66(H)
ECM
TC
33 G
∗5 : Before Oct. 2018 Production
∗6 : From Oct. 2018 Production
Q2(B)
Driving Support ECU Assembly
(IG)
10A
ECU–IG1
NO. 2
2
49 4A
64 OA1
CA2L
CA2H
GND
B
11 B
10 B
28 B
7 B
13 A (∗5)
13 B (∗6)
TC
O8(A), O199(B)
DLC3
CANL
CANH
14 A
14 B
6 A (∗5)
6 B (∗6)
17 QO1
14 QO1
13 QO1
18 QO1
O171(A), O172(B), O174(D)
No. 12 CAN
Junction Connector
2 D
1 D
2 B
1 B
1 A
2 A
5 B
14 B
CA6L
CA6H
CA5L
CA5H
CA4L
CA4H
16 B
15 B
17 B
18 B
O157(B)
Network Gateway ECU
14
4
O104
No. 1 CAN
Junction Connector
11
1
12
2
B
LG
P
V
L
OC

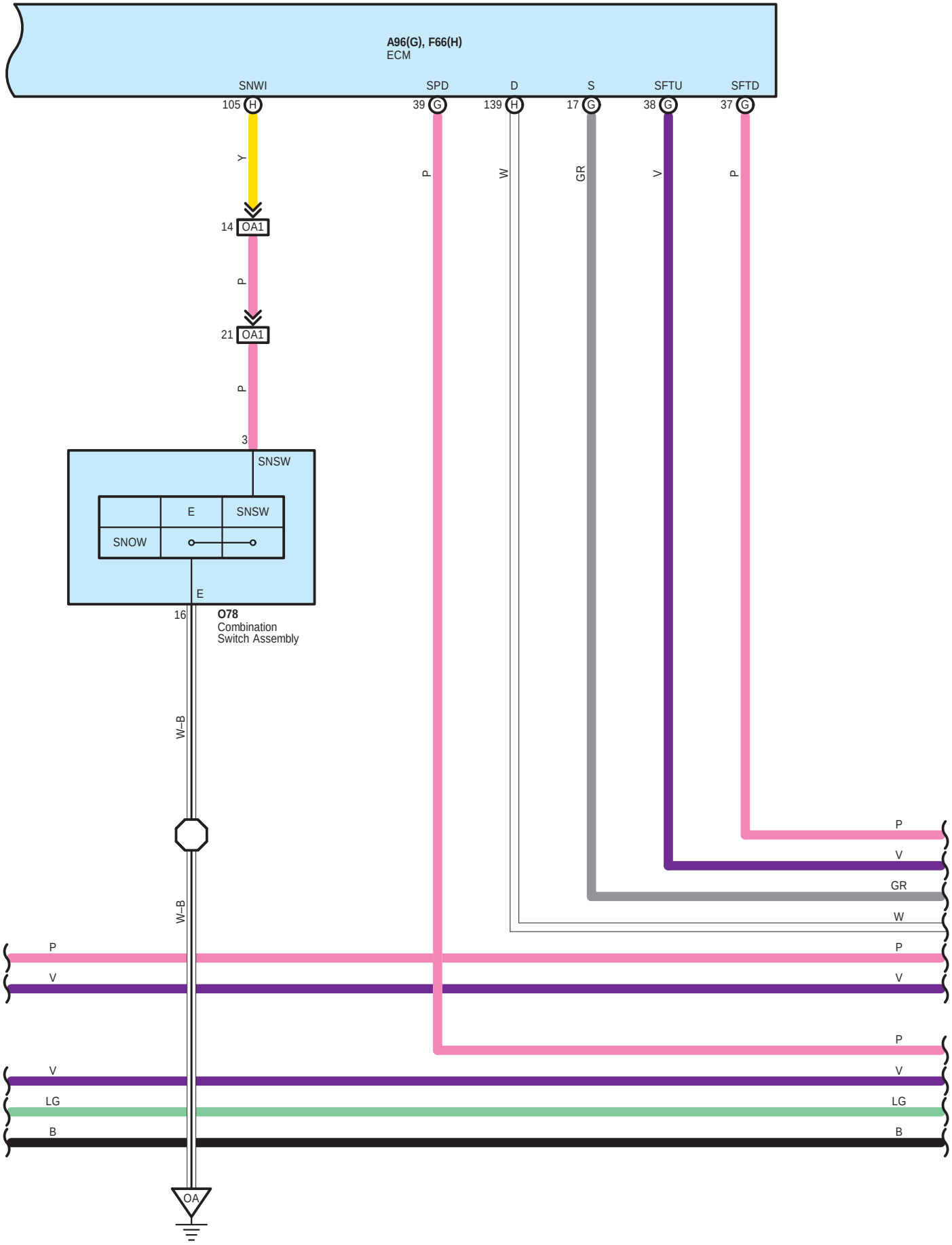
A96(G), F66(H)
ECM
SNWI
SPD
D
S
SFTU
SFTD
105 H
39 G
139 H
17 G
38 G
37 G
Y
P
W
GR
V
P
14 OA1
P
21 OA1
P
3
SNSW
E
SNSW
SNOW
E
16
O78
Combination
Switch Assembly
W–B
W–B
P
V
GR
W
P
V
P
V
V
LG
B
LG
B
OA

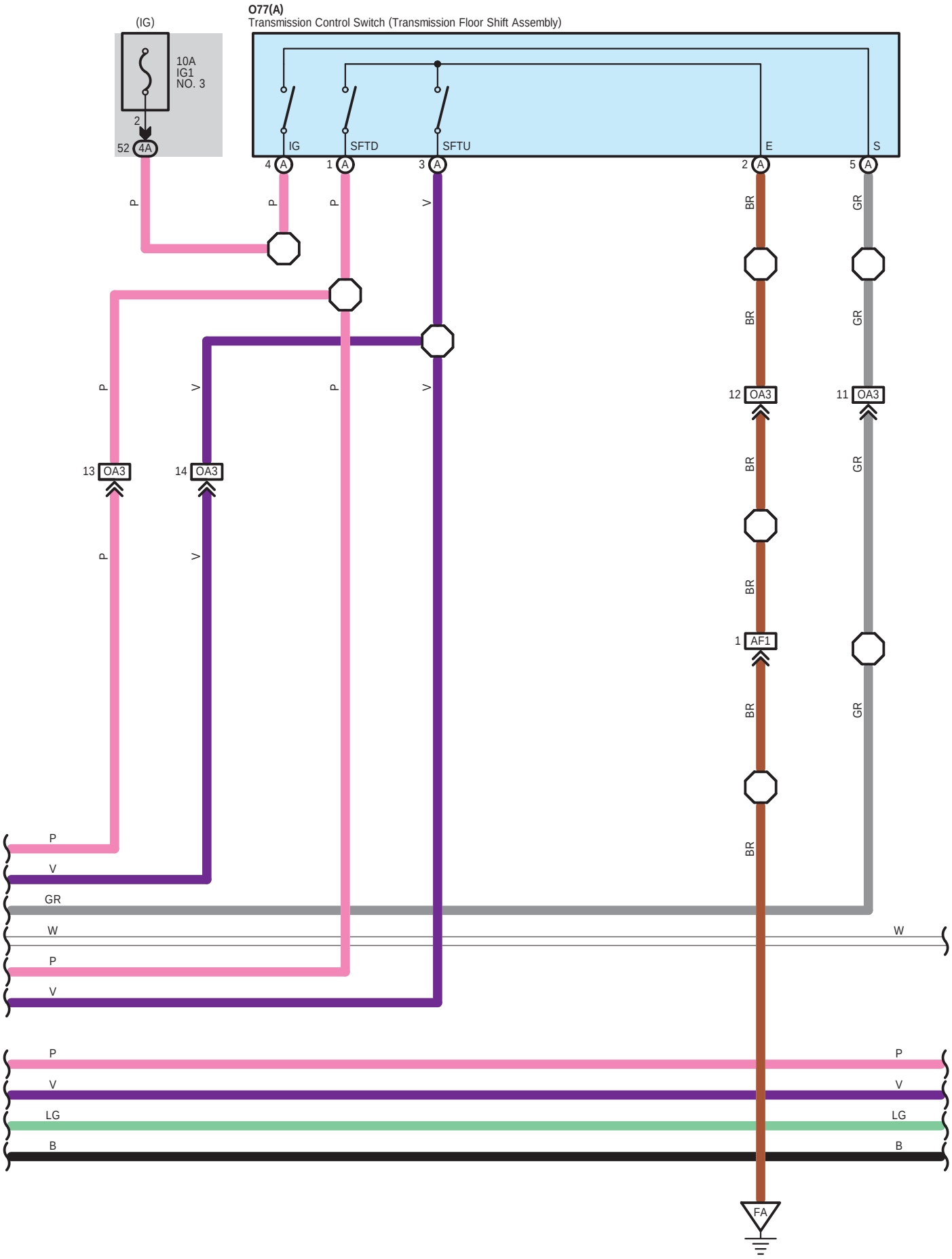
O77(A)
Transmission Control Switch (Transmission Floor Shift Assembly)
(IG)
10A
IG1
NO. 3
2
52 4A
IG
SFTD
SFTU
E
S
4 A
1 A
3 A
2 A
5 A
P
V
BR
GR
12 OA3
11 OA3
13 OA3
14 OA3
1 AF1
W
LG
B
FA

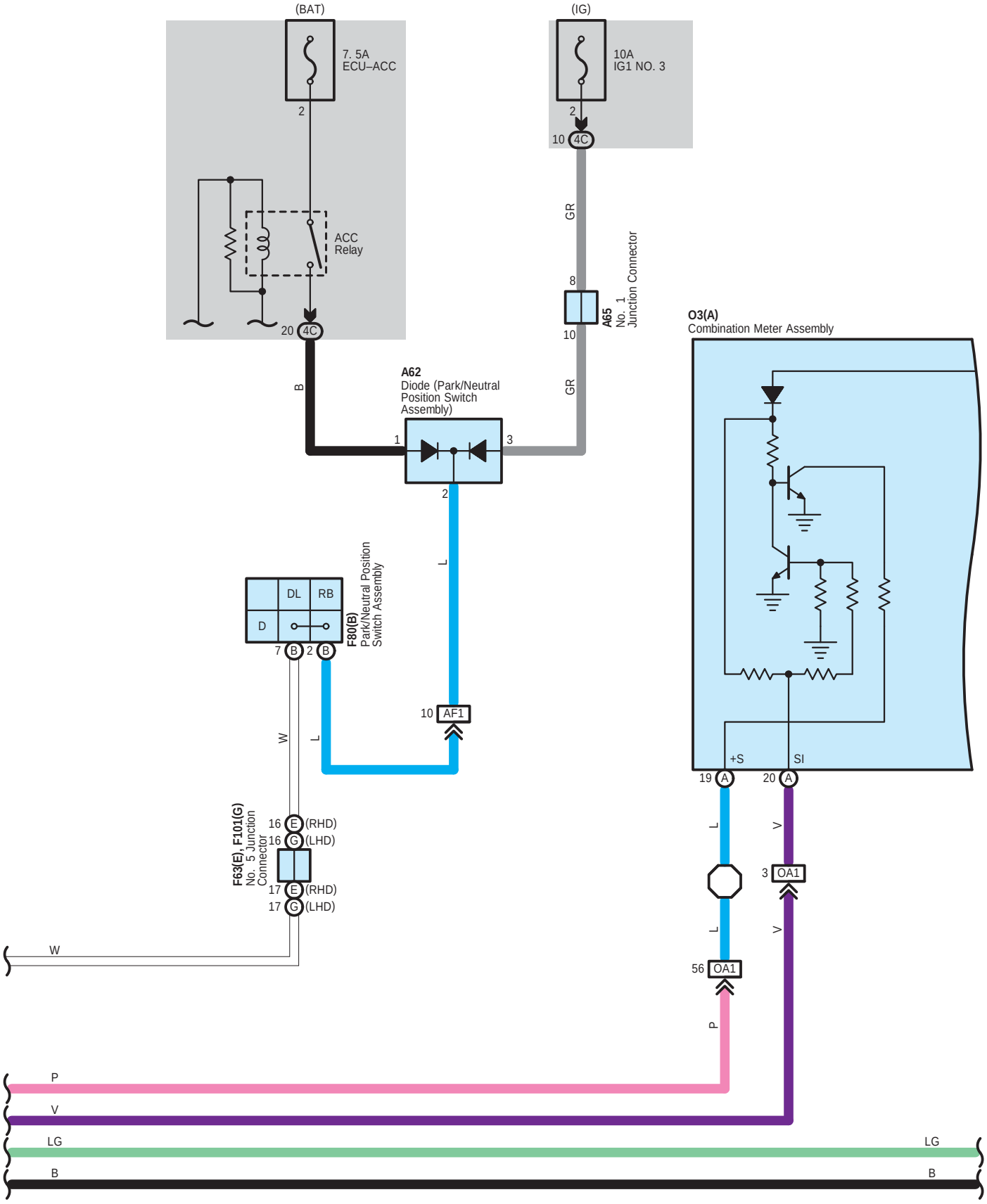
(BAT)
7. 5A
ECU–ACC
2
ACC
Relay
20
4C
B
(IG)
10A
IG1 NO. 3
2
10
4C
GR
8
A65
No. 1
Junction Connector
10
GR
A62
Diode (Park/Neutral
Position Switch
Assembly)
1
3
2
L
F80(B)
Park/Neutral Position
Switch Assembly
DL
RB
D
7
B
2
B
10
AF1
W
L
F63(E), F101(G)
No. 5 Junction
Connector
16
E
(RHD)
16
G
(LHD)
17
E
(RHD)
17
G
(LHD)
W
O3(A)
Combination Meter Assembly
+S
SI
19
A
20
A
L
V
3
OA1
L
V
56
OA1
P
P
V
LG
LG
B
B

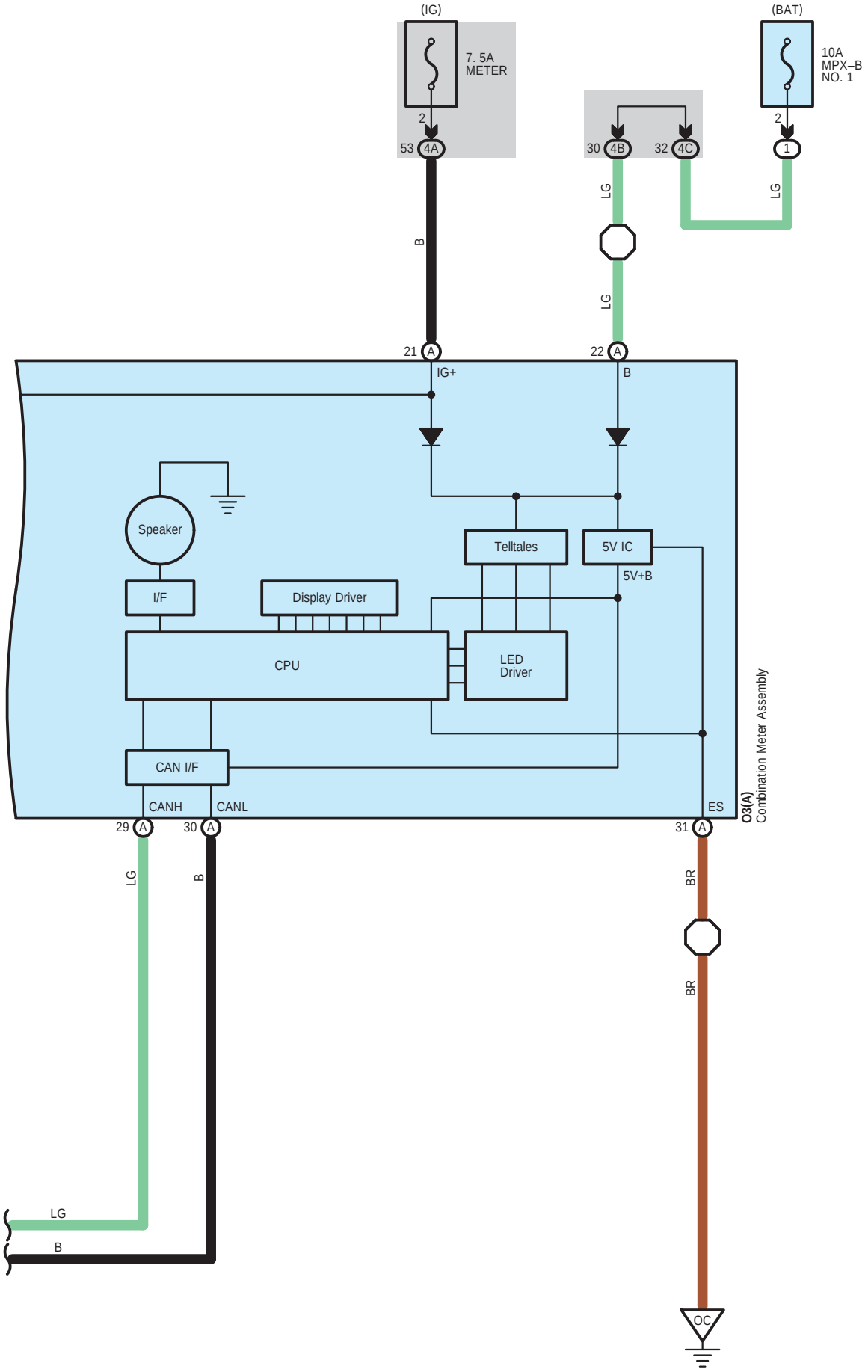
(IG)
7. 5A
METER
2
53 4A
(BAT)
10A
MPX–B
NO. 1
2
1
30 4B
32 4C
LG
LG
LG
B
21 A
22 A
IG+
B
Speaker
Telltales
5V IC
5V+B
I/F
Display Driver
CPU
LED
Driver
CAN I/F
CANH
CANL
ES
29 A
30 A
31 A
O3(A)
Combination Meter Assembly
LG
B
BR
BR
LG
B
OC

A48
Black



90980-12831

A52
White

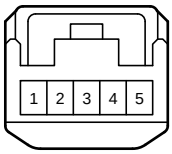

90980-12366

A62
Gray

90980-11071

A65
White

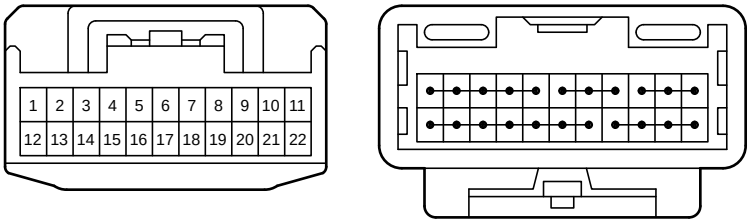

90980-12372

A66
White

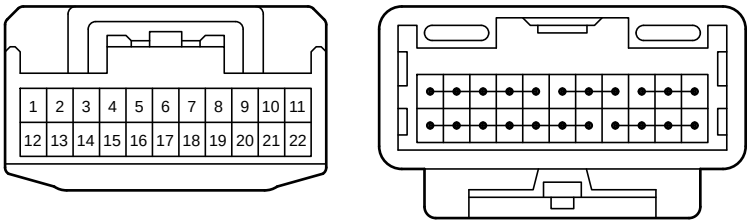

90980-12372

A68
White

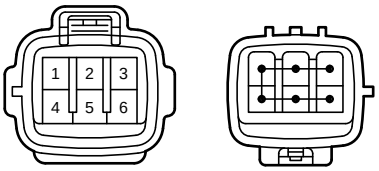

90980-11194

A94
Black

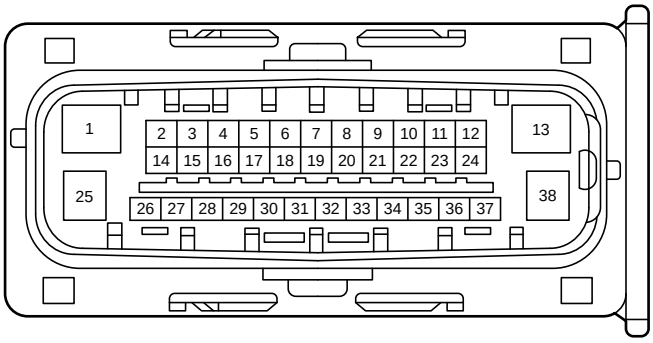

90980-12B01

A96
Black

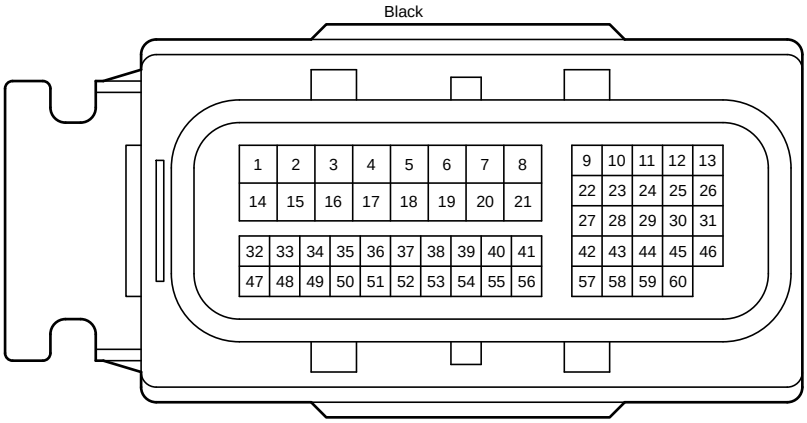

90980-12931

B9
Black

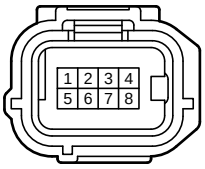

90980-12520

F21
Black

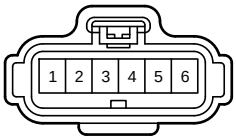

90980-11858

F61
Gray

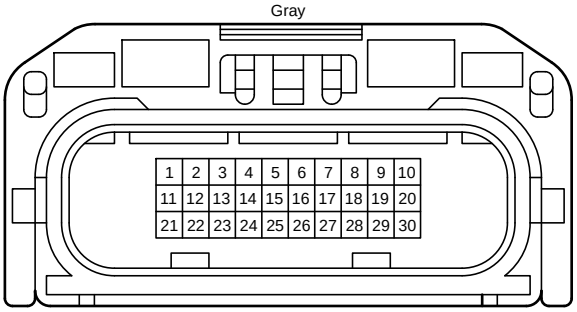

90980-12712

F63
Blue

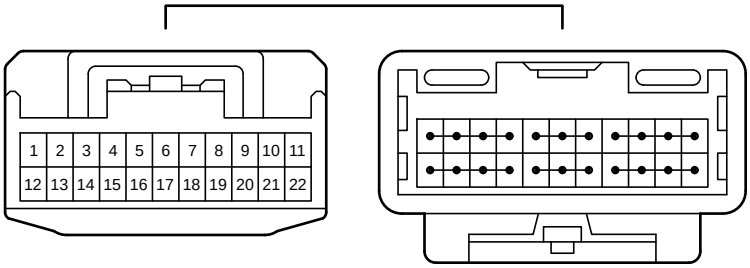

90980-12372
(From Aug. 2016 Production)

F63
Black

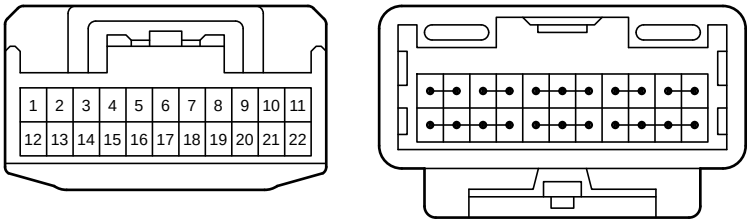

90980-12372
(Before Aug. 2016 Production)

F66
Black

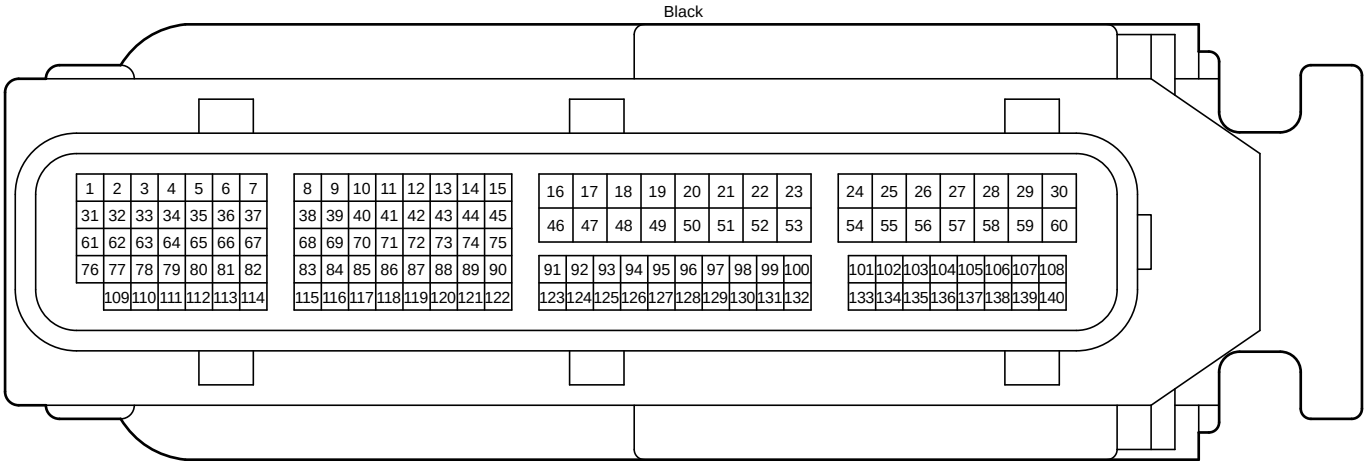

90980-12836

F80
Black

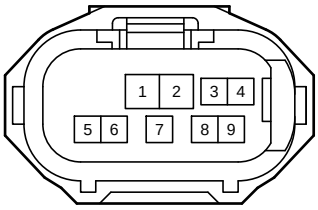

90980-12A23

F101
Black

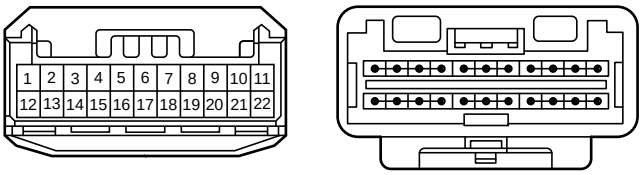

90980-12B54

O3
Black

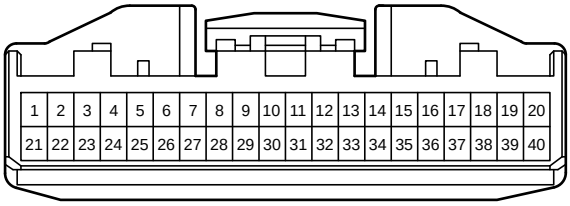

90980-12557

O8
White

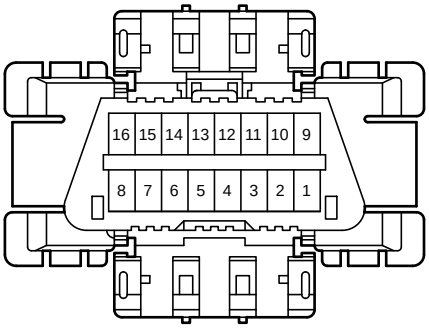

90980-11665

O25
Black

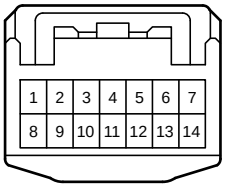

90980-12370

O28
Black



90980-12551

O29
White

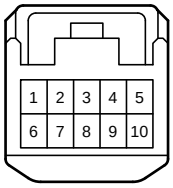

90980-12368

O40
Blue

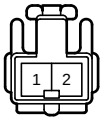

90980-10860

O77
White

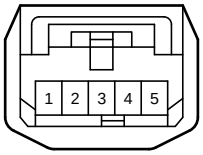

90980-12954

O78
Black



90980-12553

O81
Black



90980-12303

O104
White

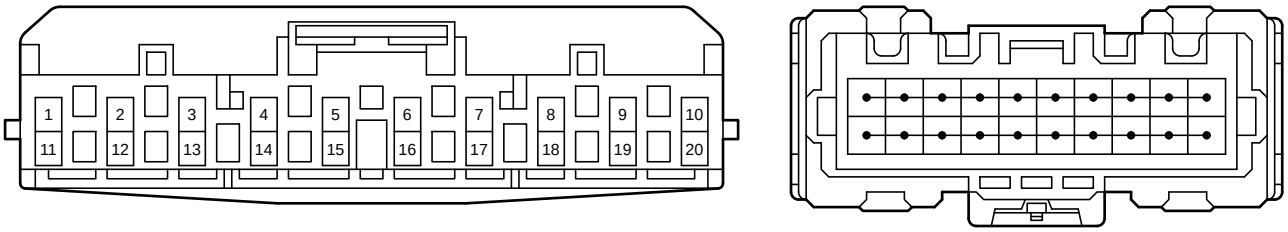

90980-12A58

O105
White

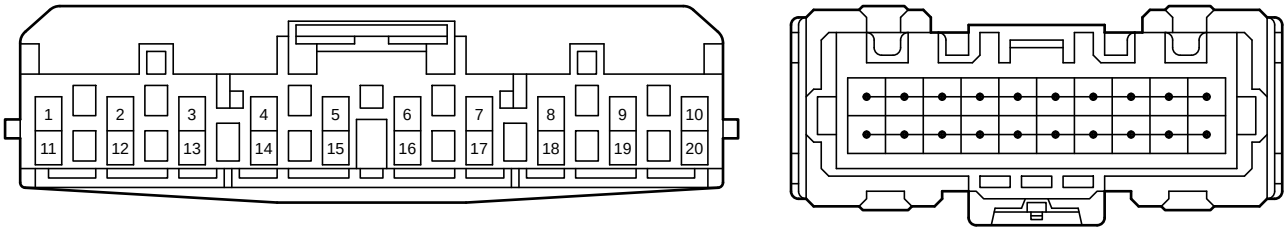

90980-12A58

O157
Black

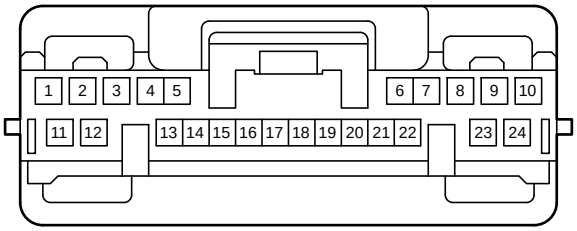

90980-12912

O171
White

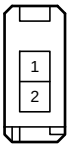

90980-12827

O172
White

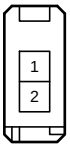

90980-12827

O174
White

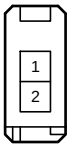

90980-12827

O196
Black

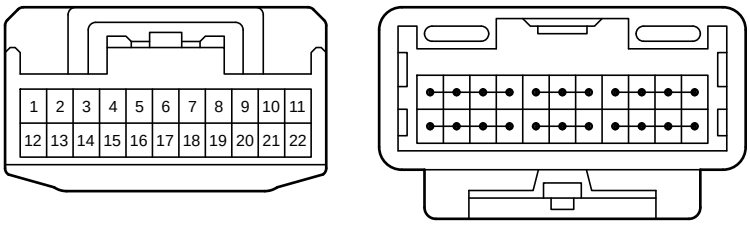

90980-12372

O198
White

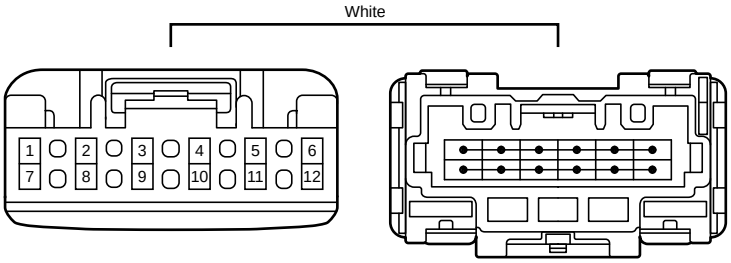

90980-12C68

O199
White

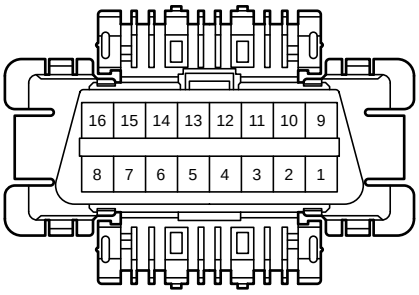

90980-12D97

Q2
White

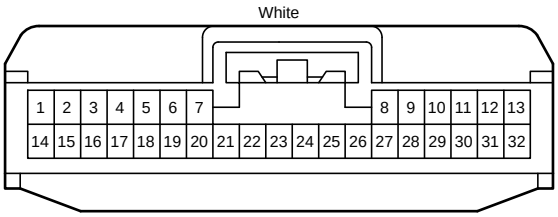

90980-12422

W16
White

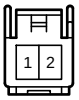

90980-12063

W17
White

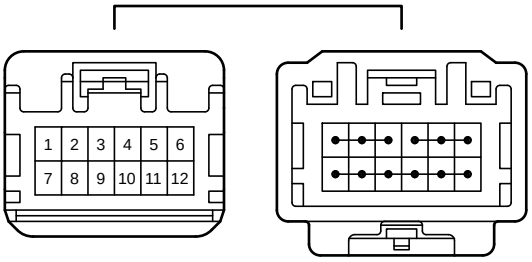

90980-12737

W18
Gray

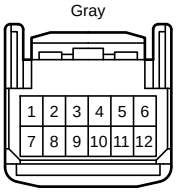

90980-12552

z4
Black

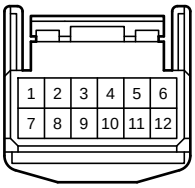

90980-12559

z19
White

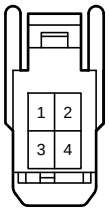

90980-12360

z20
Black

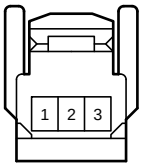

90980-12695
(w/ Pre-Collision System)

z20
White

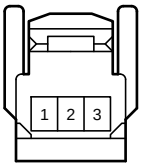

90980-12695
(w/o Pre-Collision System)

1B
White

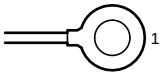

2B
Black

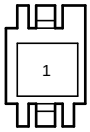

82660-30D50

2D
White

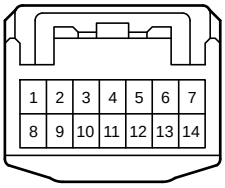

90980-12370

2F
White

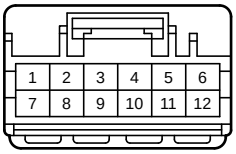

90980-12A56

2G
White

90980-12A54

4A
White

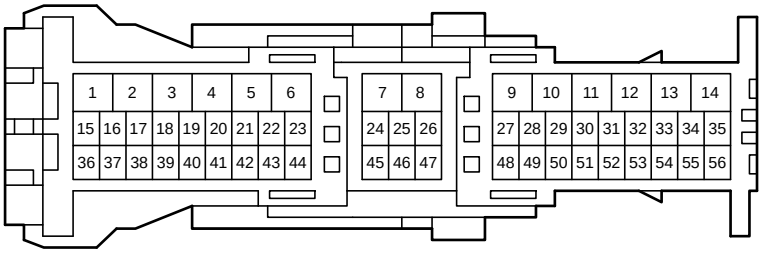

90980-12943

4B
White

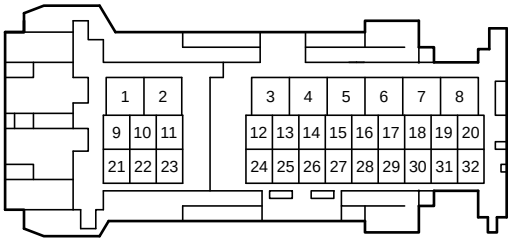

90980-12A48

4C
White

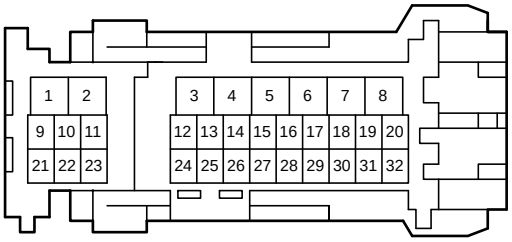

90980-12A47

AF1
White

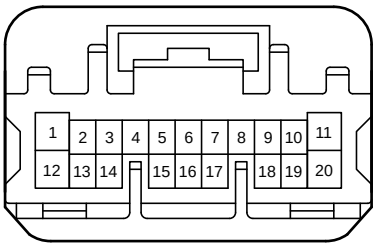

90980-12741

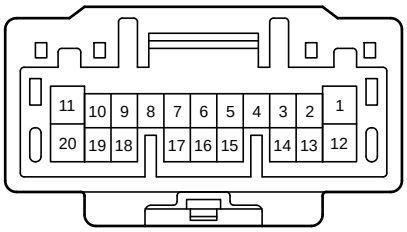

90980-12740

BA1
White

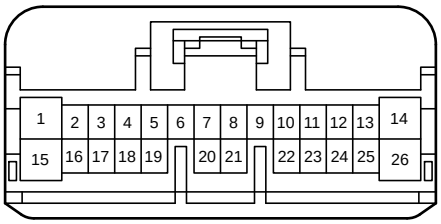

90980-12771

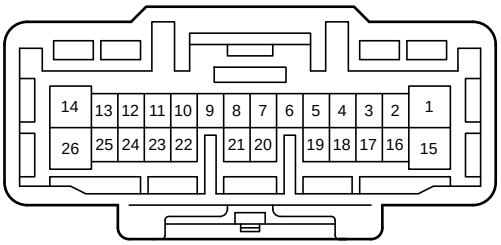

90980-12770

OA1
White

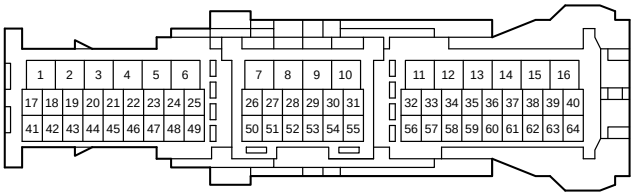

90980-12774

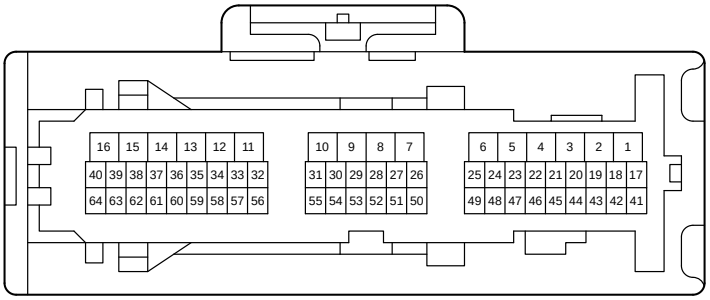

90980-12798

OA2
White

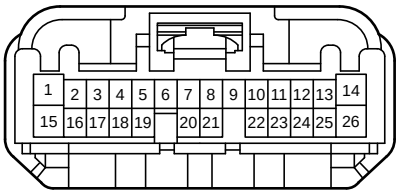

82824-24090

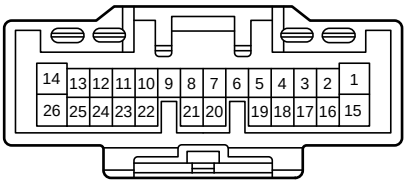

82824-24080

OA3
White

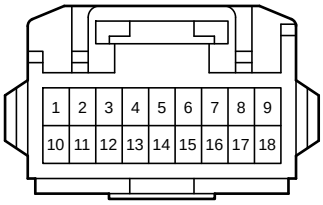

82824-53070

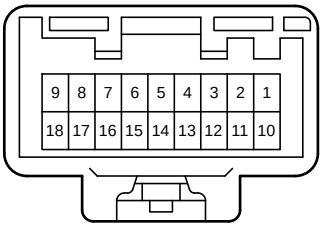

82824-53060

OW1
White

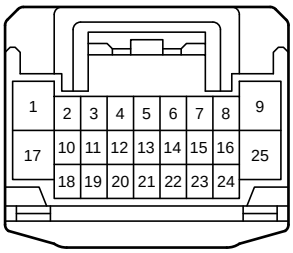

90980-12414

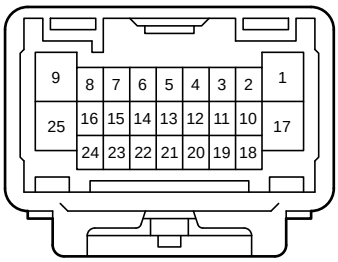

90980-12413

OW2
White

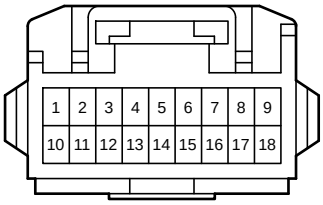

82824-53070

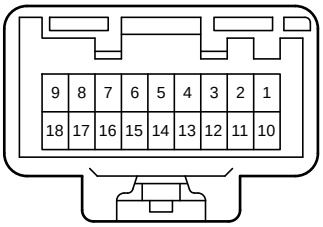

82824-53060

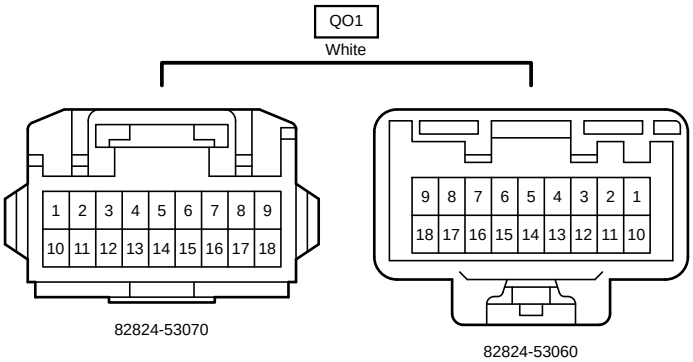
QO1
White
1 2 3 4 5 6 7 8 9
10 11 12 13 14 15 16 17 18
82824-53070
9 8 7 6 5 4 3 2 1
18 17 16 15 14 13 12 11 10
82824-53060