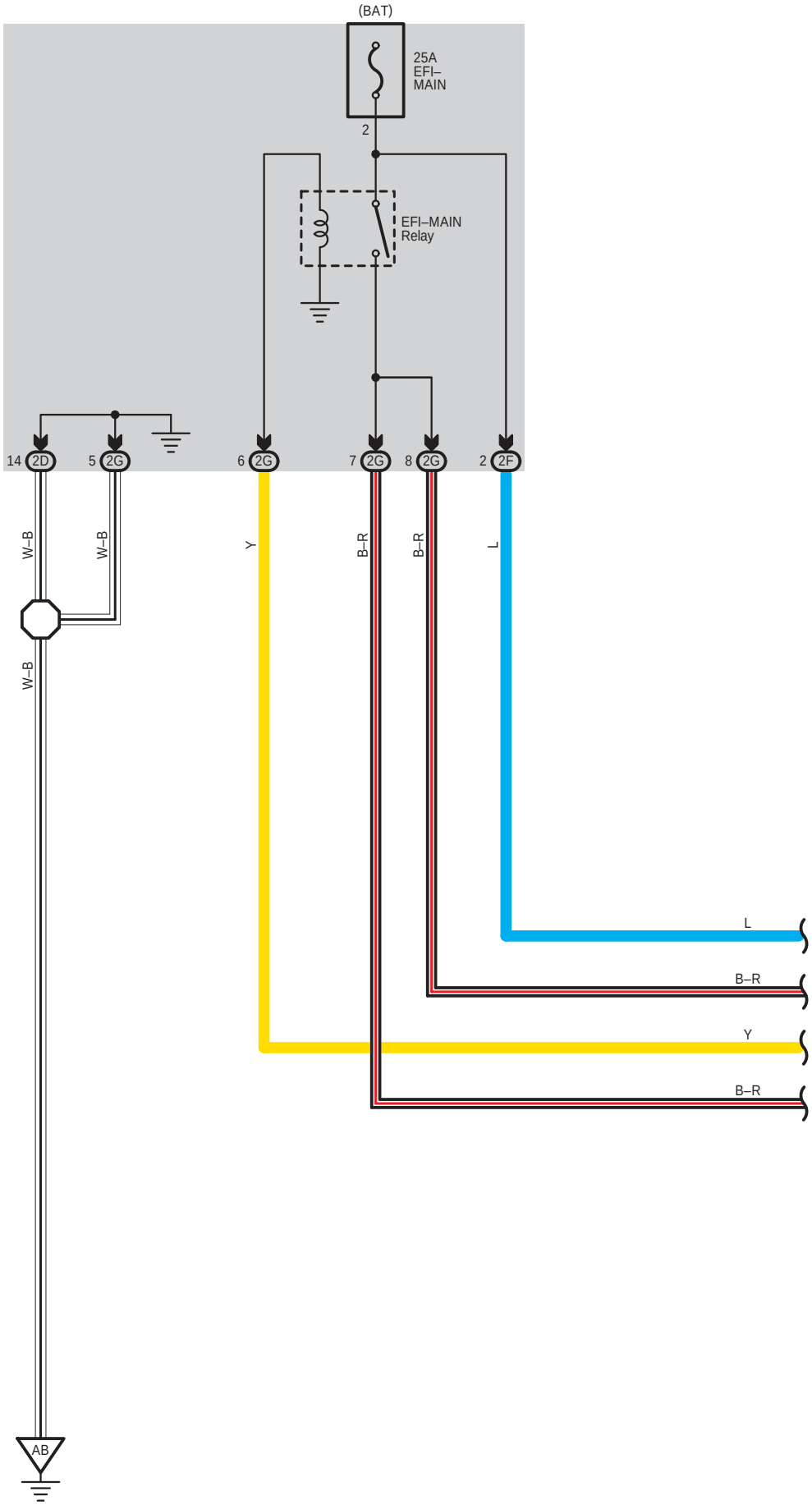
(BAT)
25A
EFI–
MAIN
2
EFI–MAIN
Relay
14 2D
5 2G
6 2G
7 2G
8 2G
2 2F
W–B
W–B
W–B
Y
B–R
B–R
L
L
B–R
Y
B–R
AB

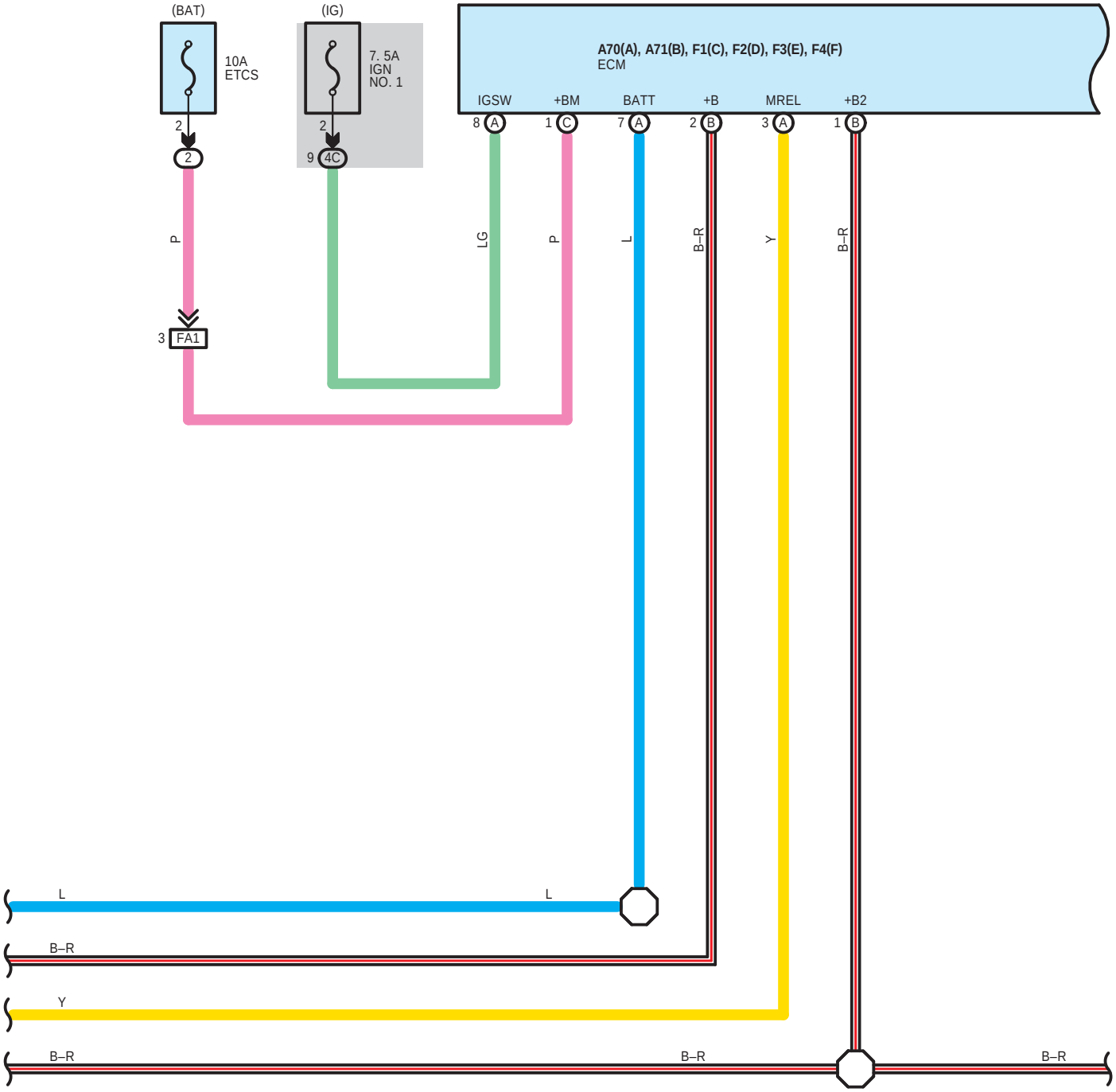
(BAT)
10A
ETCS
2
2
P
3
FA1
(IG)
7. 5A
IGN
NO. 1
2
9
4C
A70(A), A71(B), F1(C), F2(D), F3(E), F4(F)
ECM
IGSW
+BM
BATT
+B
MREL
+B2
8 A
1 C
7 A
2 B
3 A
1 B
LG
P
L
B–R
Y
B–R
L
L
B–R
Y
B–R
B–R
B–R

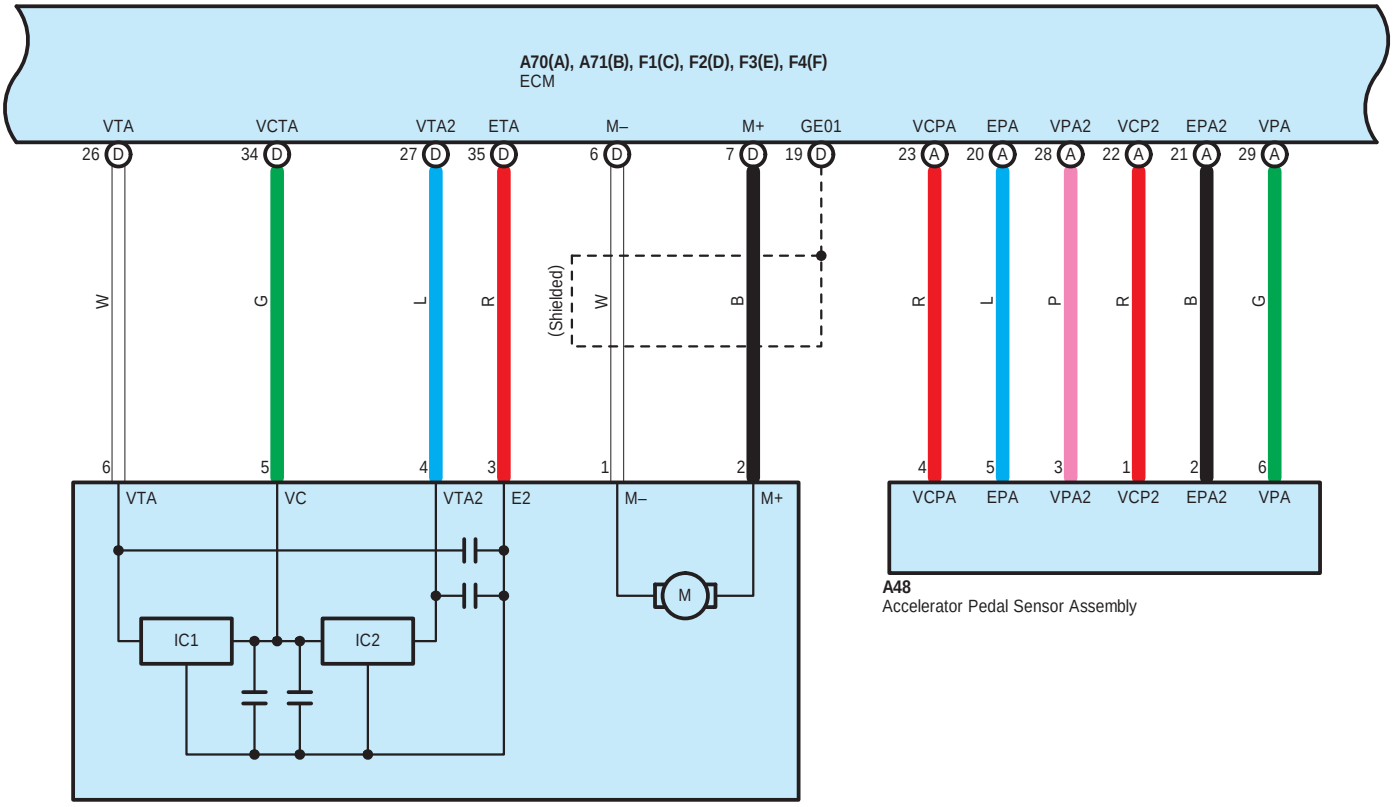
A70(A), A71(B), F1(C), F2(D), F3(E), F4(F)
ECM
VTA
VCTA
VTA2
ETA
M–
M+
GE01
VCPA
EPA
VPA2
VCP2
EPA2
VPA
26 D
34 D
27 D
35 D
6 D
7 D
19 D
23 A
20 A
28 A
22 A
21 A
29 A
W
G
L
R
(Shielded)
W
B
R
L
P
R
B
G
6
5
4
3
1
2
4
5
3
1
2
6
VTA
VC
VTA2
E2
M–
M+
IC1
IC2
M
VCPA
EPA
VPA2
VCP2
EPA2
VPA
A48
Accelerator Pedal Sensor Assembly
F21
Throttle Body with Motor Assembly

B–R
B–R

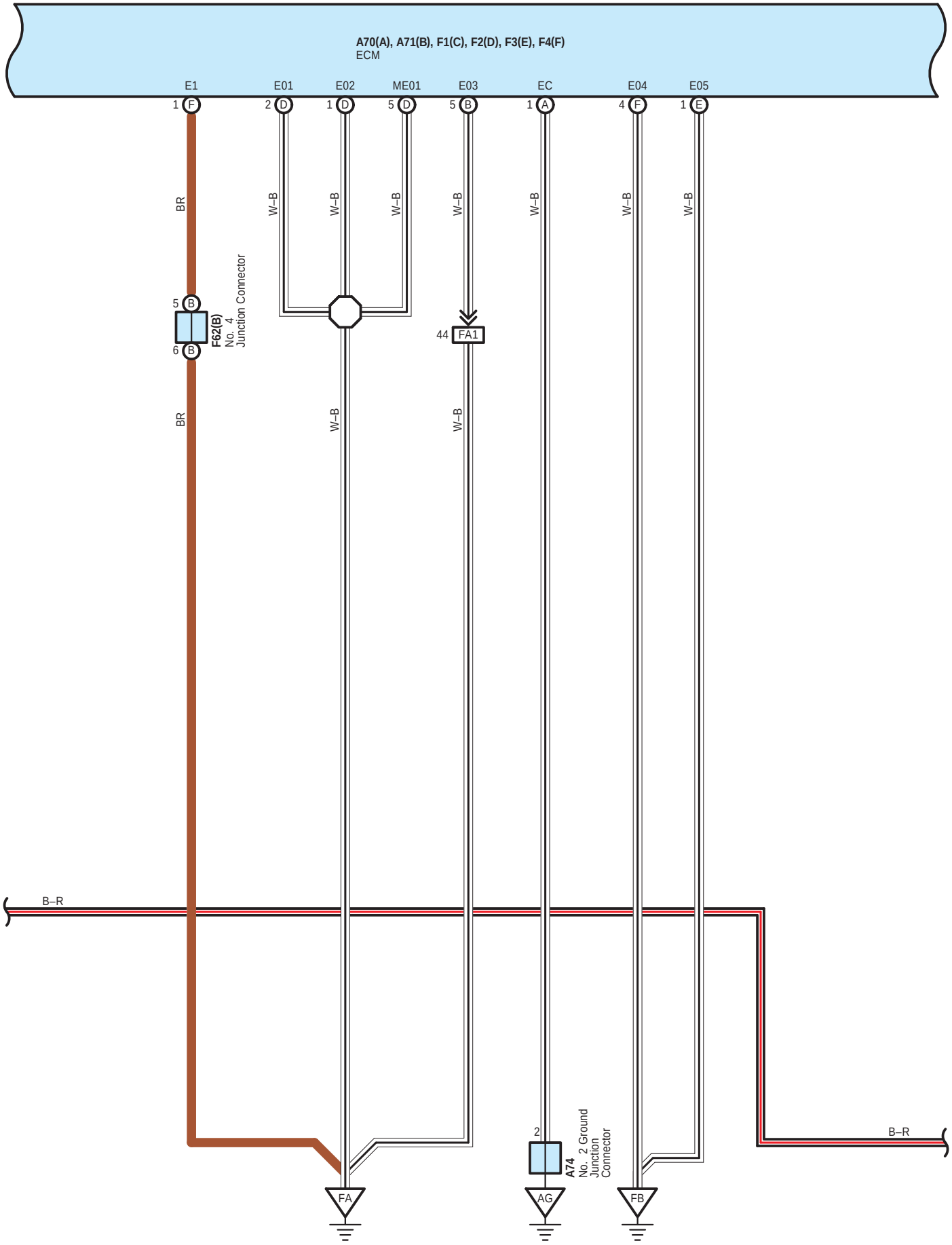
A70(A), A71(B), F1(C), F2(D), F3(E), F4(F)
ECM
E1
E01
E02
ME01
E03
EC
E04
E05
1 F
2 D
1 D
5 D
5 B
1 A
4 F
1 E
BR
W–B
W–B
W–B
W–B
W–B
W–B
W–B
5 B
6 B
F62(B)
No. 4
Junction Connector
44 FA1
BR
W–B
W–B
B–R
2
A74
No. 2 Ground
Junction
Connector
B–R
FA
AG
FB

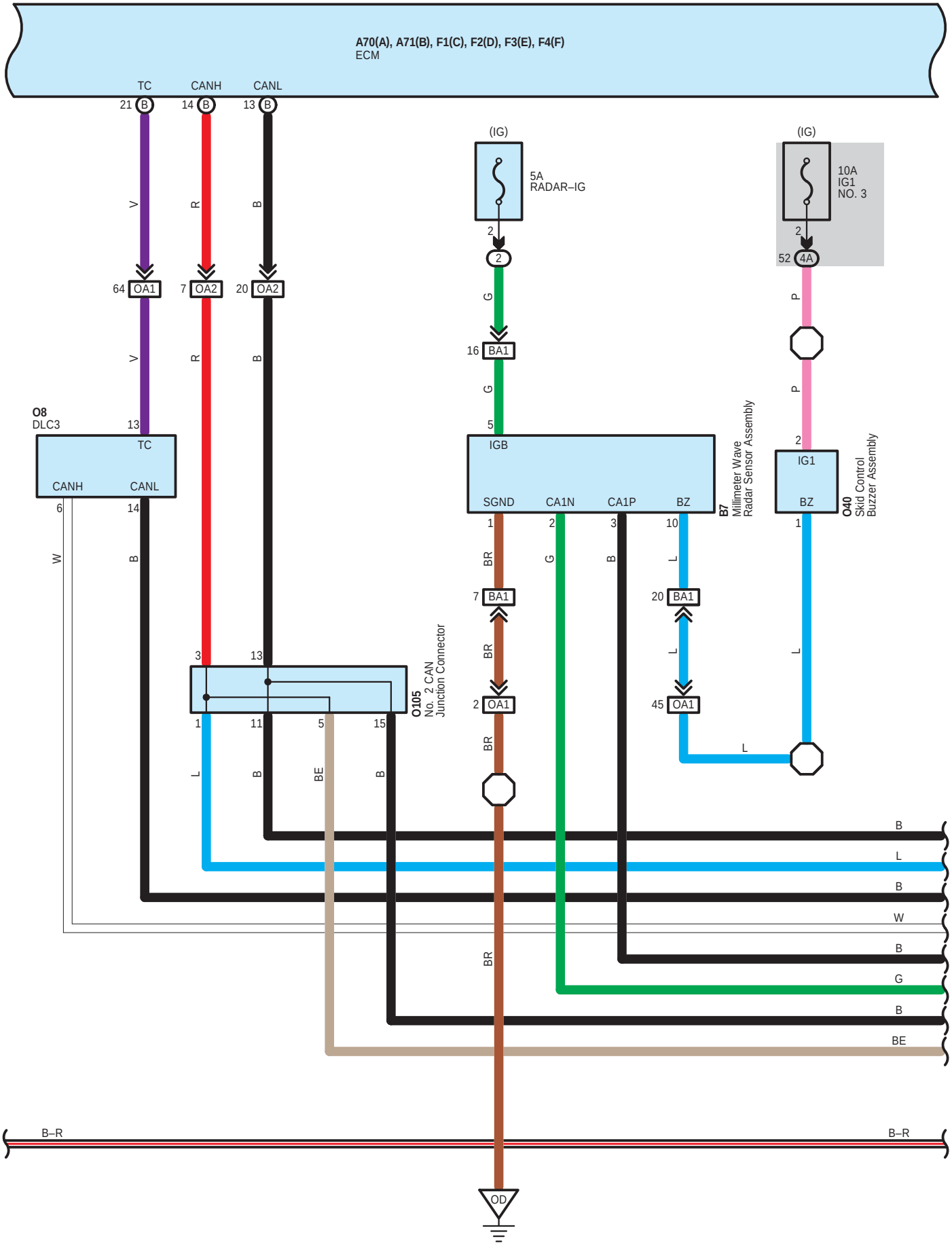
A70(A), A71(B), F1(C), F2(D), F3(E), F4(F)
ECM
TC
CANH
CANL
21 B
14 B
13 B
(IG)
5A
RADAR–IG
10A
IG1
NO. 3
52 4A
64 OA1
7 OA2
20 OA2
16 BA1
O8
DLC3
IGB
SGND
CA1N
CA1P
BZ
B7
Millimeter Wave
Radar Sensor Assembly
IG1
O40
Skid Control
Buzzer Assembly
O105
No. 2 CAN
Junction Connector
45 OA1
B–R
OD

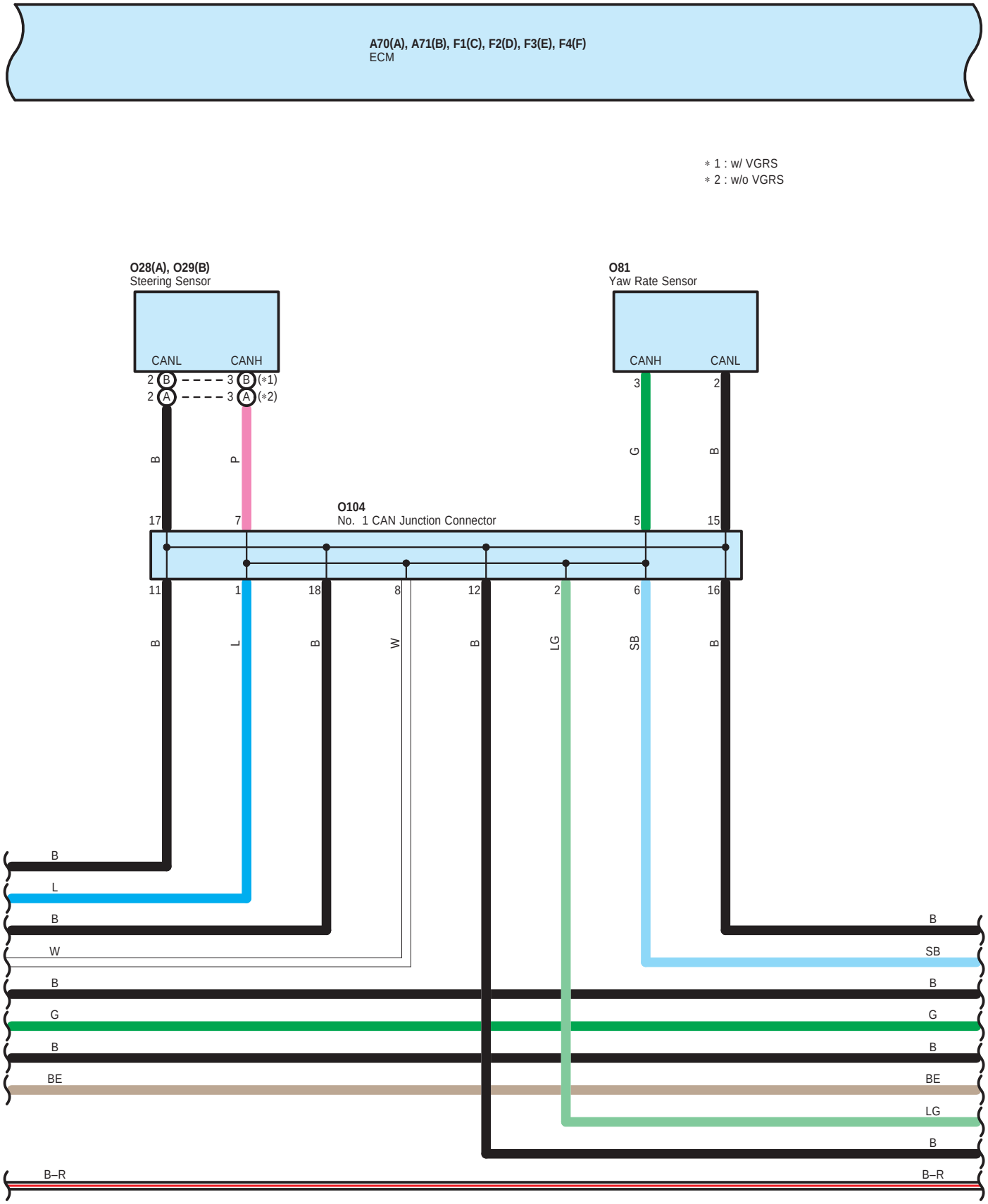
A70(A), A71(B), F1(C), F2(D), F3(E), F4(F)
ECM
* 1 : w/ VGRS
* 2 : w/o VGRS
O28(A), O29(B)
Steering Sensor
CANL
CANH
2 B
3 B (*1)
2 A
3 A (*2)
O81
Yaw Rate Sensor
CANH
CANL
3
2
O104
No. 1 CAN Junction Connector
17
7
5
15
11
1
18
8
12
2
6
16
B
P
G
B
B
L
B
W
B
LG
SB
B
B
L
B
W
B
G
B
BE
B–R
B
SB
B
G
B
BE
LG
B
B–R

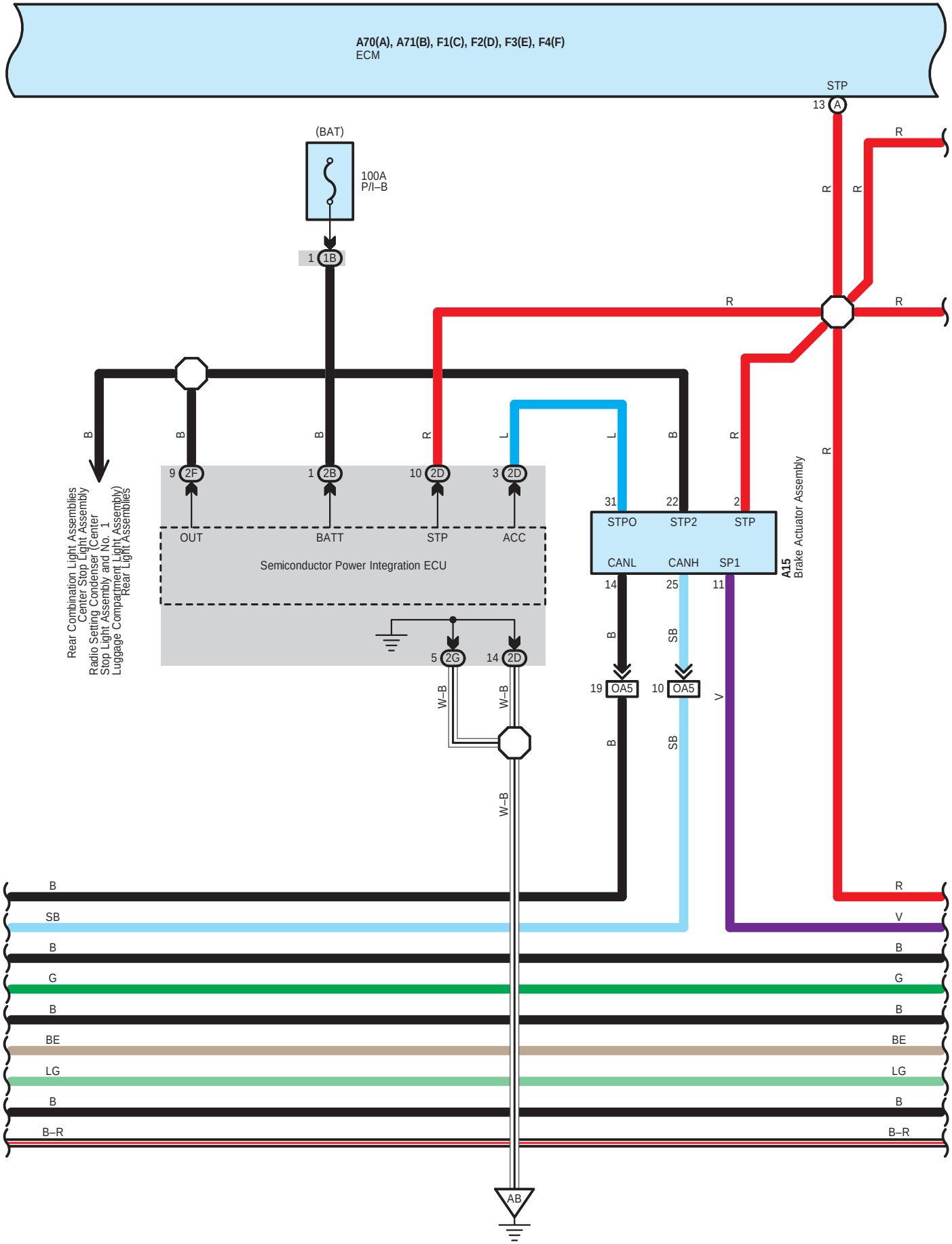
A70(A), A71(B), F1(C), F2(D), F3(E), F4(F)
ECM
STP
13 A
(BAT)
100A
P/I–B
1 1B
R
B
L
9 2F
1 2B
10 2D
3 2D
OUT
BATT
STP
ACC
Semiconductor Power Integration ECU
Rear Combination Light Assemblies
Center Stop Light Assembly
Radio Setting Condenser (Center Stop Light Assembly and No. 1 Luggage Compartment Light Assembly)
Rear Light Assemblies
31
22
2
STPO
STP2
STP
CANL
CANH
SP1
14
25
11
A15
Brake Actuator Assembly
5 2G
14 2D
W–B
19 OA5
10 OA5
SB
V
G
BE
LG
B–R
AB

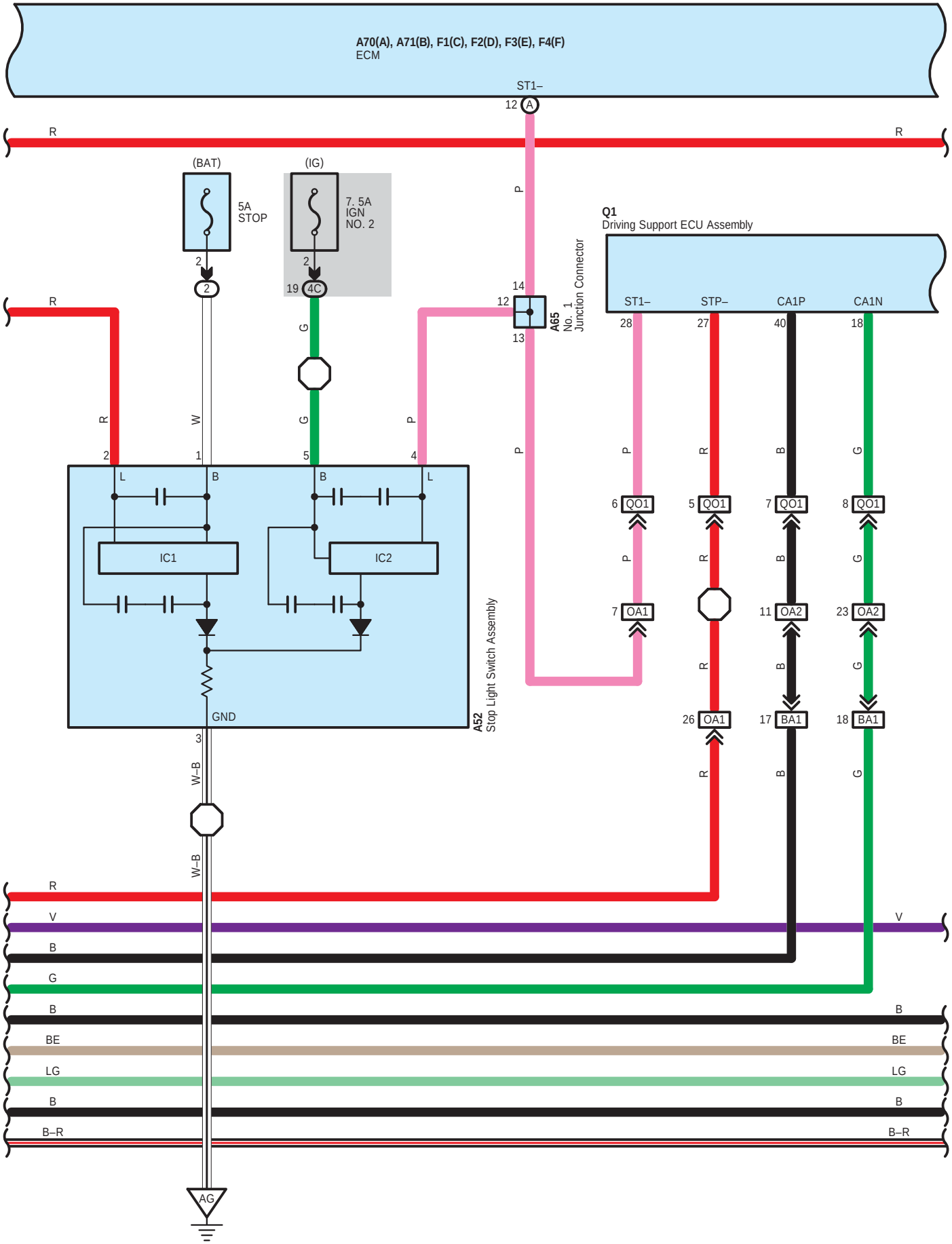
A70(A), A71(B), F1(C), F2(D), F3(E), F4(F)
ECM
ST1–
12 A
(BAT)
5A
STOP
(IG)
7. 5A
IGN
NO. 2
19 4C
Q1
Driving Support ECU Assembly
ST1–
STP–
CA1P
CA1N
A65
No. 1
Junction Connector
IC1
IC2
GND
A52
Stop Light Switch Assembly
QO1
OA1
OA2
BA1
AG

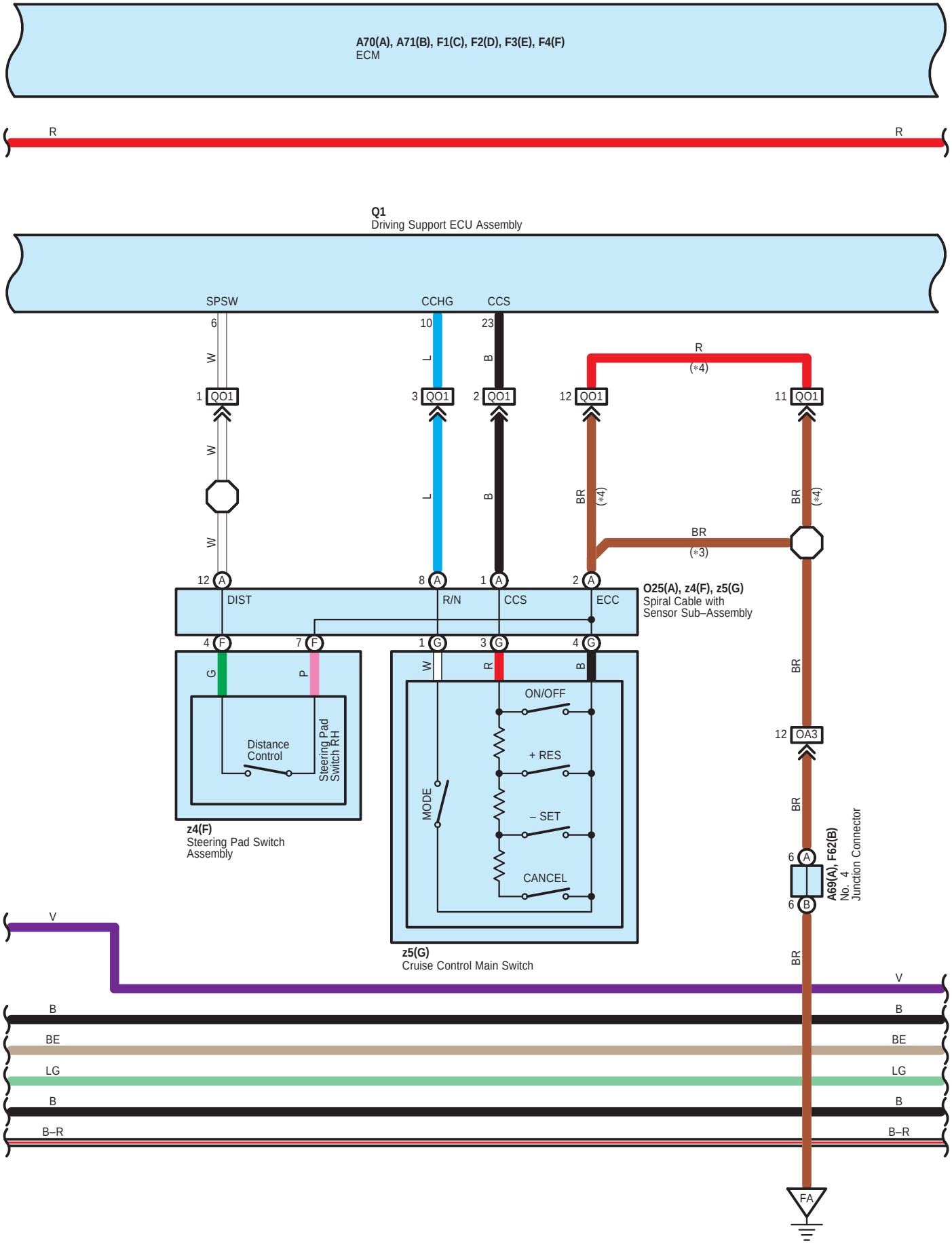
A70(A), A71(B), F1(C), F2(D), F3(E), F4(F)
ECM
R
R
Q1
Driving Support ECU Assembly
SPSW
CCHG
CCS
6
10
23
W
L
B
1 QO1
3 QO1
2 QO1
12 QO1
11 QO1
R
(*4)
BR
(*4)
BR
(*3)
12 A
8 A
1 A
2 A
DIST
R/N
CCS
ECC
O25(A), z4(F), z5(G)
Spiral Cable with
Sensor Sub–Assembly
4 F
7 F
1 G
3 G
4 G
G
P
W
R
B
Distance
Control
Steering Pad
Switch RH
ON/OFF
+ RES
– SET
CANCEL
MODE
z4(F)
Steering Pad Switch
Assembly
z5(G)
Cruise Control Main Switch
12 OA3
6 A
6 B
A69(A), F62(B)
No. 4
Junction Connector
V
B
BE
LG
B
B–R
FA

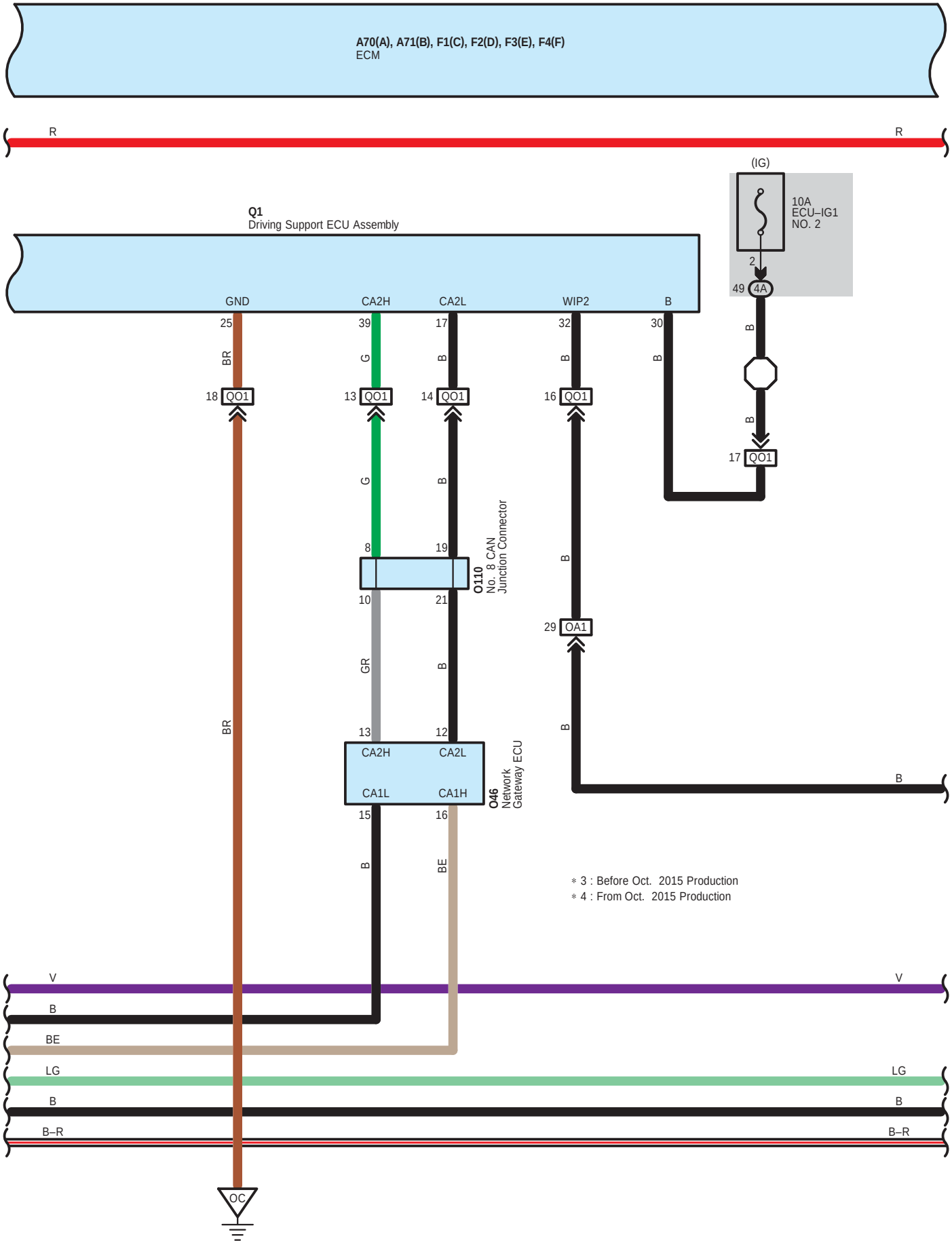
A70(A), A71(B), F1(C), F2(D), F3(E), F4(F)
ECM
R
R
(IG)
10A
ECU–IG1
NO. 2
2
49
4A
Q1
Driving Support ECU Assembly
GND
CA2H
CA2L
WIP2
B
25
39
17
32
30
BR
G
B
B
B
18
QO1
13
QO1
14
QO1
16
QO1
17
QO1
G
B
B
8
19
10
21
O110
No. 8 CAN
Junction Connector
29
OA1
GR
B
BR
13
12
CA2H
CA2L
CA1L
CA1H
15
16
O46
Network
Gateway ECU
B
BE
B
∗ 3 : Before Oct. 2015 Production
∗ 4 : From Oct. 2015 Production
V
V
B
BE
LG
LG
B
B
B–R
B–R
OC

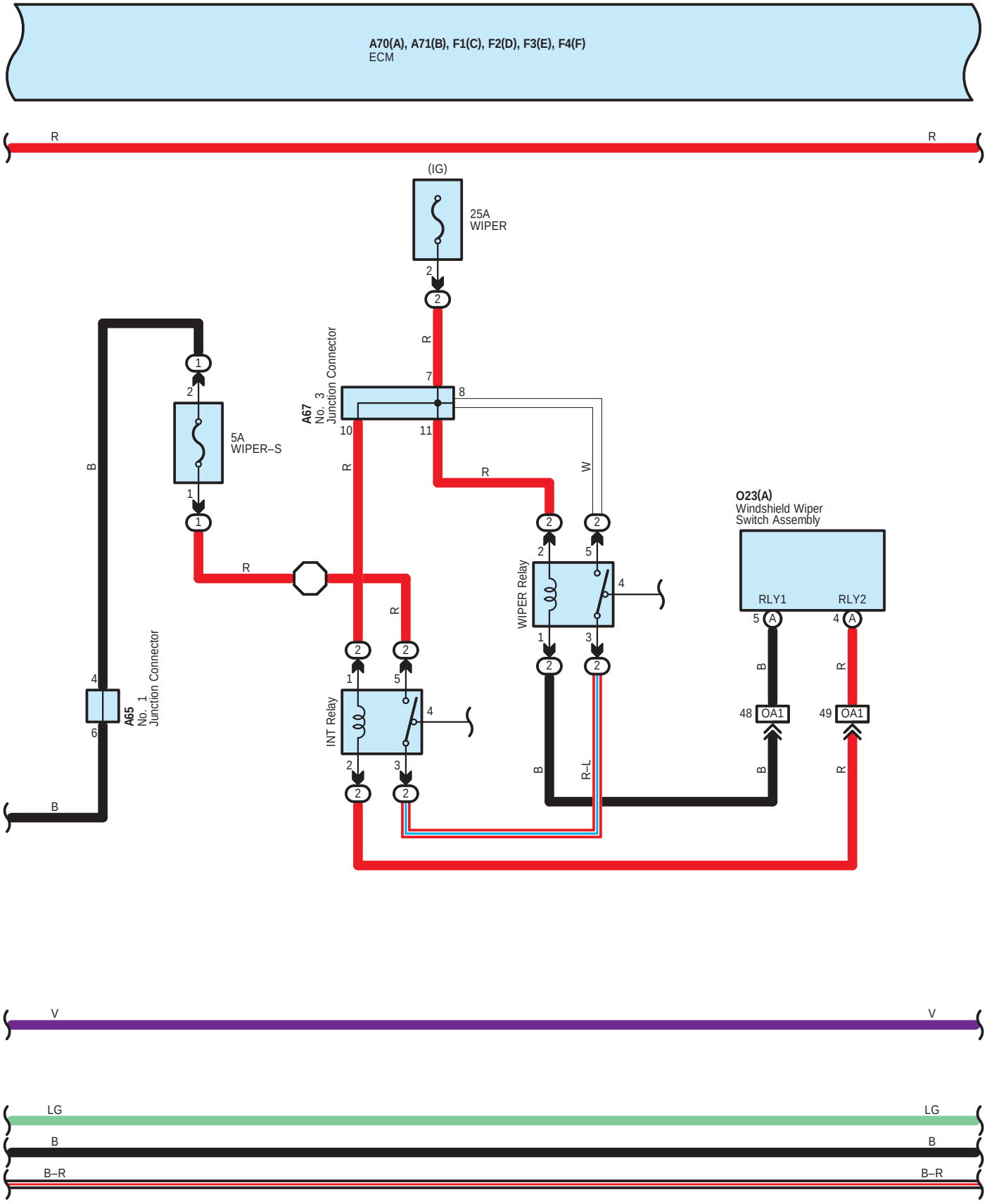
A70(A), A71(B), F1(C), F2(D), F3(E), F4(F)
ECM
R
R
(IG)
25A
WIPER
5A
WIPER–S
A67
No. 3
Junction Connector
A65
No. 1
Junction Connector
WIPER Relay
INT Relay
O23(A)
Windshield Wiper
Switch Assembly
RLY1
RLY2
OA1
OA1
B
B
V
V
LG
LG
B
B
B–R
B–R

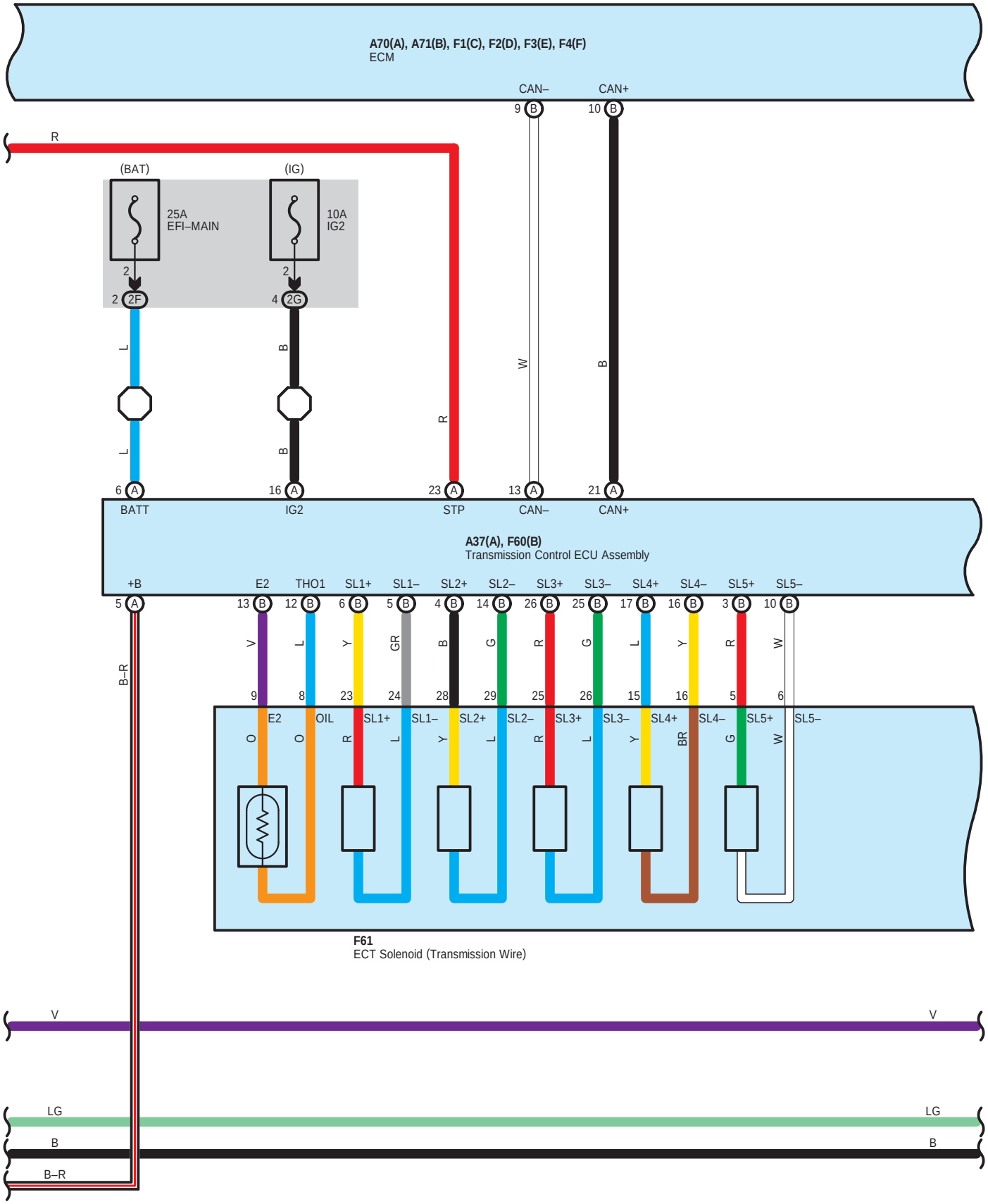
A70(A), A71(B), F1(C), F2(D), F3(E), F4(F)
ECM
CAN–
CAN+
9 B
10 B
R
(BAT)
(IG)
25A
EFI–MAIN
10A
IG2
2
2 2F
4 2G
L
B
W
6 A
16 A
23 A
13 A
21 A
BATT
IG2
STP
CAN–
CAN+
A37(A), F60(B)
Transmission Control ECU Assembly
+B
E2
THO1
SL1+
SL1–
SL2+
SL2–
SL3+
SL3–
SL4+
SL4–
SL5+
SL5–
5 A
13 B
12 B
6 B
5 B
4 B
14 B
26 B
25 B
17 B
16 B
3 B
10 B
V
GR
Y
G
BR
B–R
9
8
23
24
28
29
25
26
15
16
5
6
OIL
O
F61
ECT Solenoid (Transmission Wire)
LG

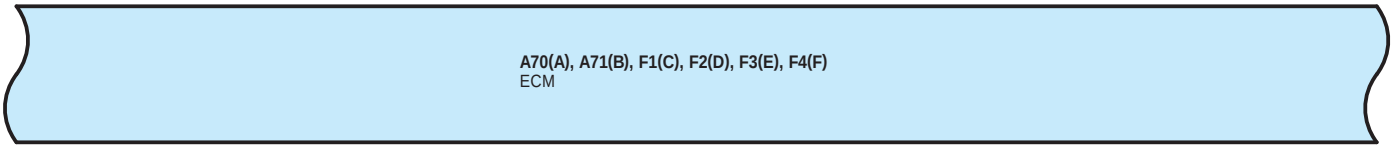
A70(A), A71(B), F1(C), F2(D), F3(E), F4(F)
ECM

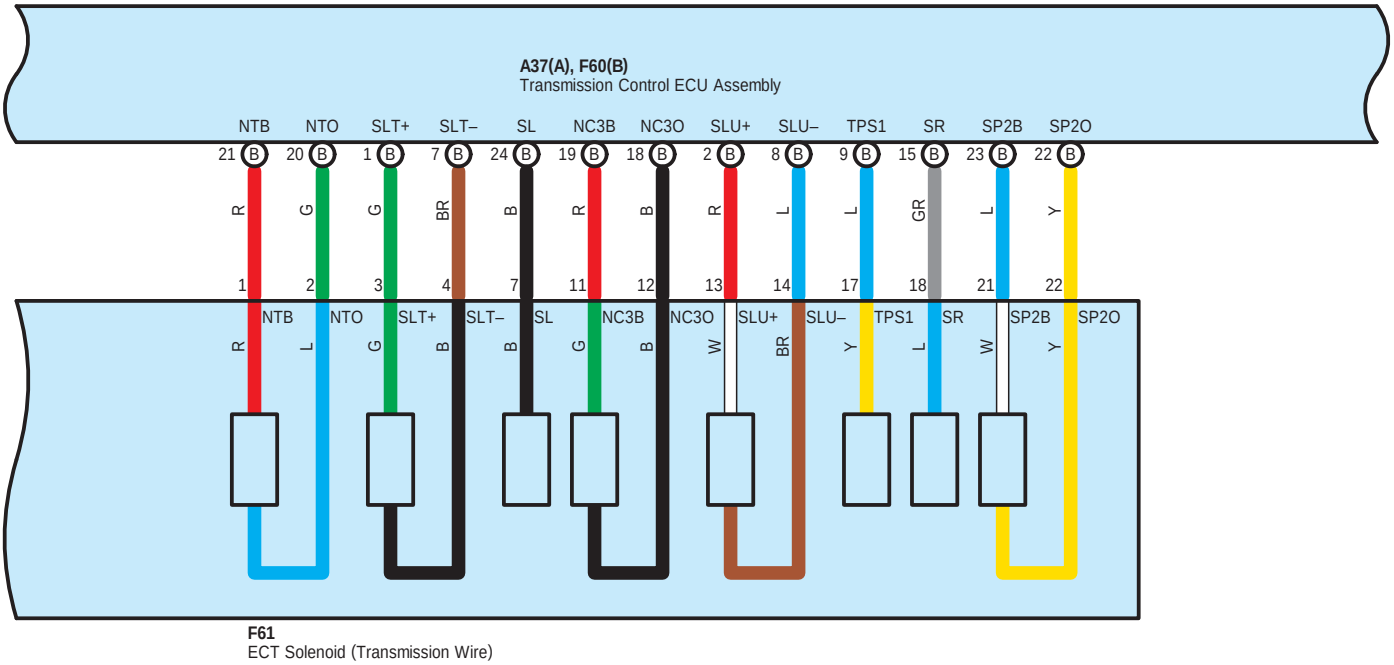
A37(A), F60(B)
Transmission Control ECU Assembly
NTB NTO SLT+ SLT– SL NC3B NC3O SLU+ SLU– TPS1 SR SP2B SP2O
21 B 20 B 1 B 7 B 24 B 19 B 18 B 2 B 8 B 9 B 15 B 23 B 22 B
R G G BR B R B R L L GR L Y
1 2 3 4 7 11 12 13 14 17 18 21 22
NTB NTO SLT+ SLT– SL NC3B NC3O SLU+ SLU– TPS1 SR SP2B SP2O
R L G B B G B W BR Y L W Y
F61
ECT Solenoid (Transmission Wire)
V
V
LG
LG
B
B

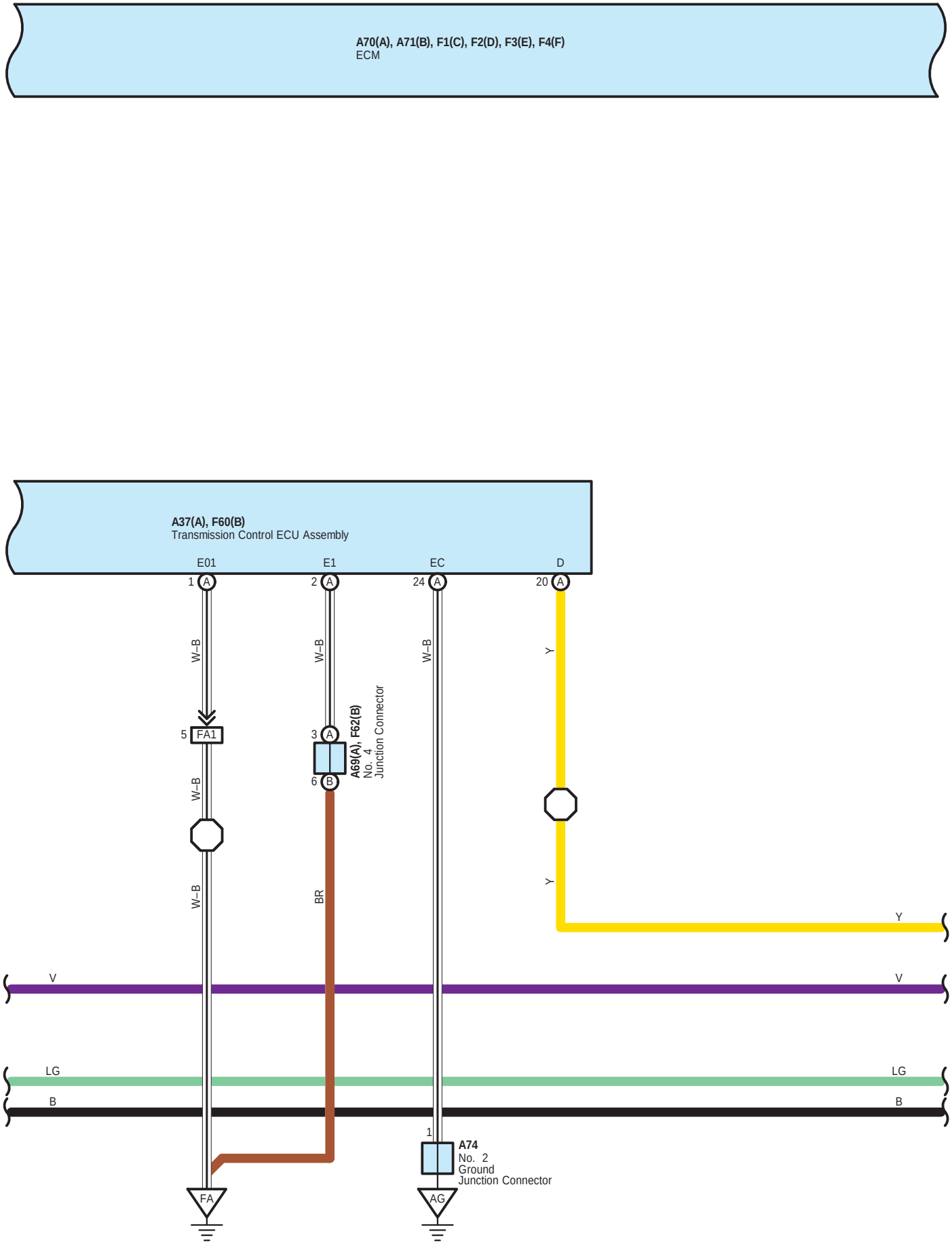
A70(A), A71(B), F1(C), F2(D), F3(E), F4(F)
ECM
A37(A), F60(B)
Transmission Control ECU Assembly
E01
E1
EC
D
1
2
24
20
W–B
W–B
W–B
Y
5
FA1
3
6
A69(A), F62(B)
No. 4
Junction Connector
W–B
W–B
BR
Y
Y
V
V
LG
LG
B
B
1
A74
No. 2
Ground
Junction Connector
FA
AG

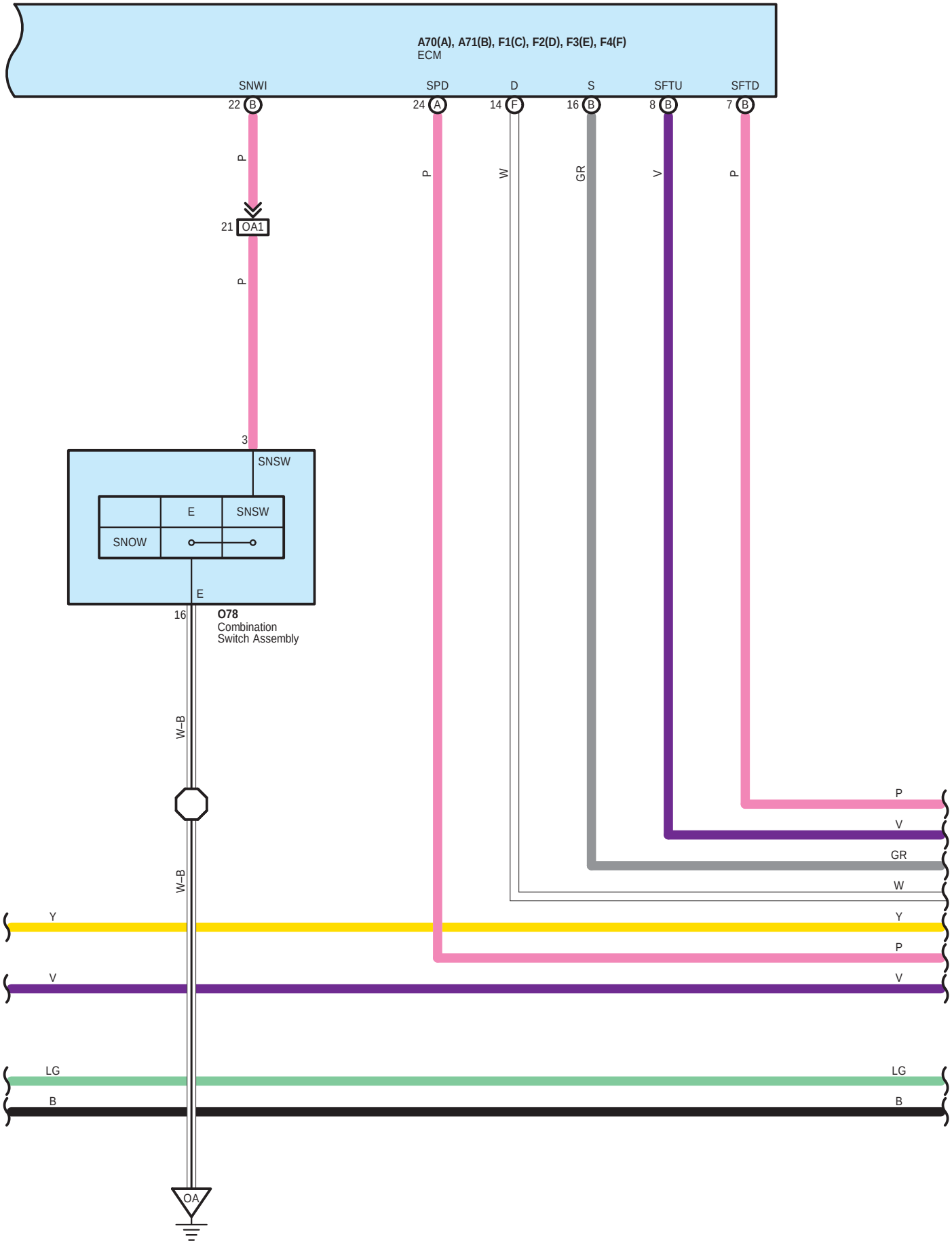
A70(A), A71(B), F1(C), F2(D), F3(E), F4(F)
ECM
SNWI
SPD
D
S
SFTU
SFTD
22 B
24 A
14 F
16 B
8 B
7 B
P
P
W
GR
V
P
21 OA1
P
3
SNSW
E
SNSW
SNOW
E
16
O78
Combination
Switch Assembly
W–B
W–B
P
V
GR
W
Y
Y
P
V
V
LG
LG
B
B
OA

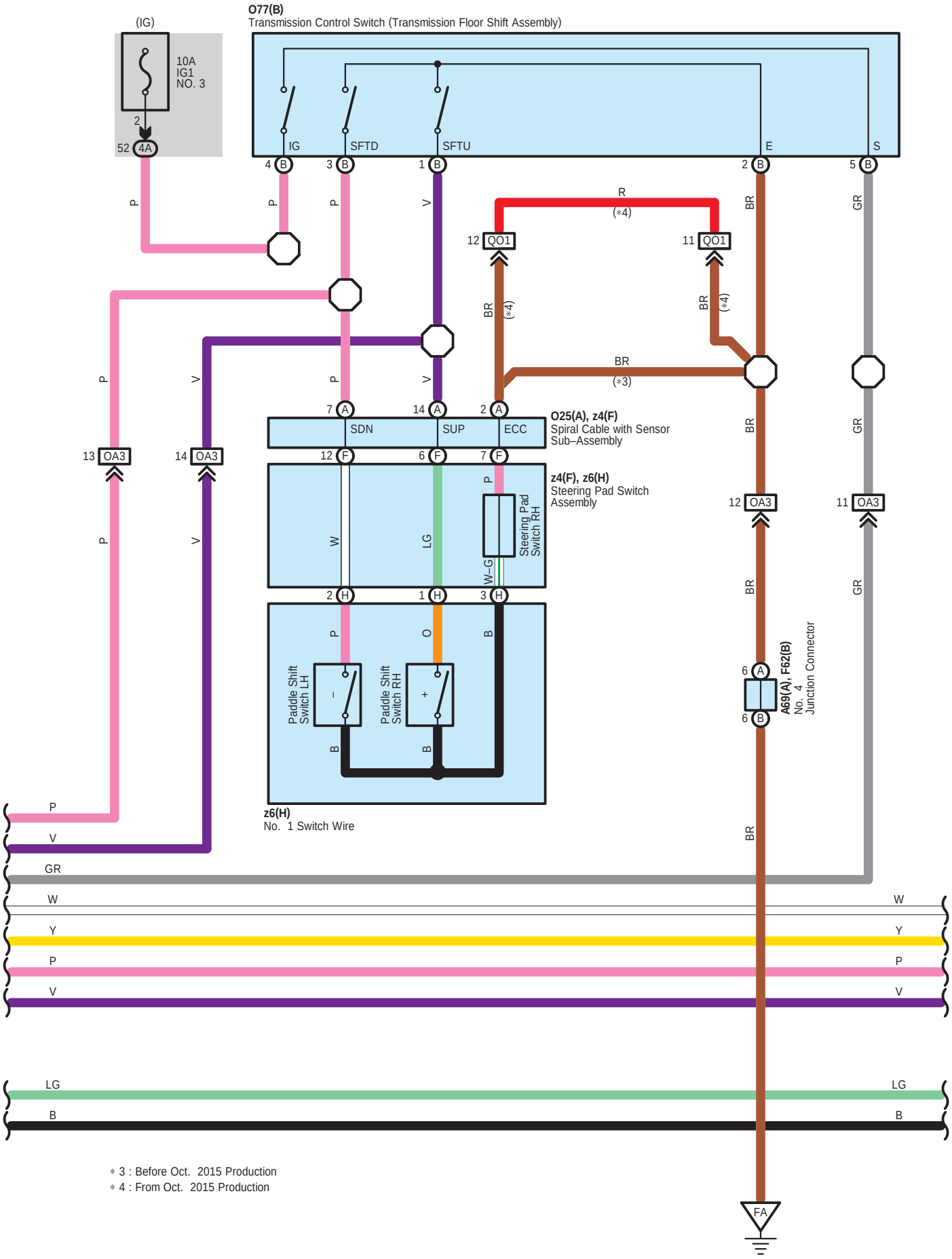
O77(B)
Transmission Control Switch (Transmission Floor Shift Assembly)
(IG)
10A
IG1
NO. 3
52 4A
IG
SFTD
SFTU
E
S
R
(*4)
12 QO1
11 QO1
BR
(*3)
O25(A), z4(F)
Spiral Cable with Sensor
Sub–Assembly
SDN
SUP
ECC
13 OA3
14 OA3
12 OA3
11 OA3
z4(F), z6(H)
Steering Pad Switch
Assembly
Steering Pad
Switch RH
W–G
Paddle Shift
Switch LH
Paddle Shift
Switch RH
A69(A), F62(B)
No. 4
Junction Connector
z6(H)
No. 1 Switch Wire
FA
* 3 : Before Oct. 2015 Production
* 4 : From Oct. 2015 Production

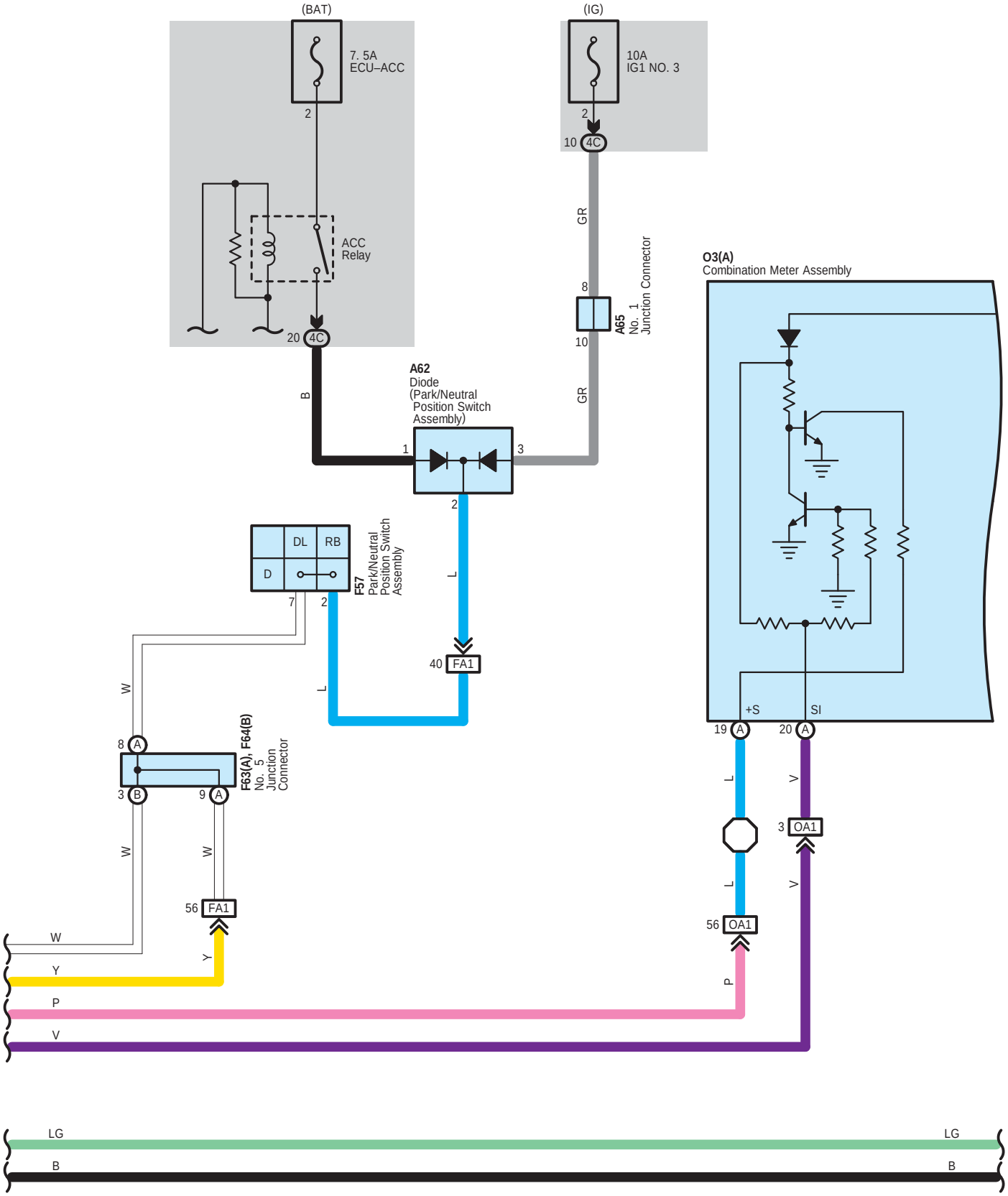
(BAT)
7. 5A
ECU–ACC
2
ACC
Relay
20 4C
B
(IG)
10A
IG1 NO. 3
2
10 4C
GR
8
10
A65
No. 1
Junction Connector
GR
A62
Diode
(Park/Neutral
Position Switch
Assembly)
1
3
2
L
DL
RB
D
7
2
F57
Park/Neutral
Position Switch
Assembly
L
40 FA1
W
8 A
3 B
9 A
F63(A), F64(B)
No. 5
Junction
Connector
W
W
56 FA1
Y
W
Y
P
V
O3(A)
Combination Meter Assembly
+S
SI
19 A
20 A
L
V
3 OA1
L
V
56 OA1
P
LG
B
LG
B

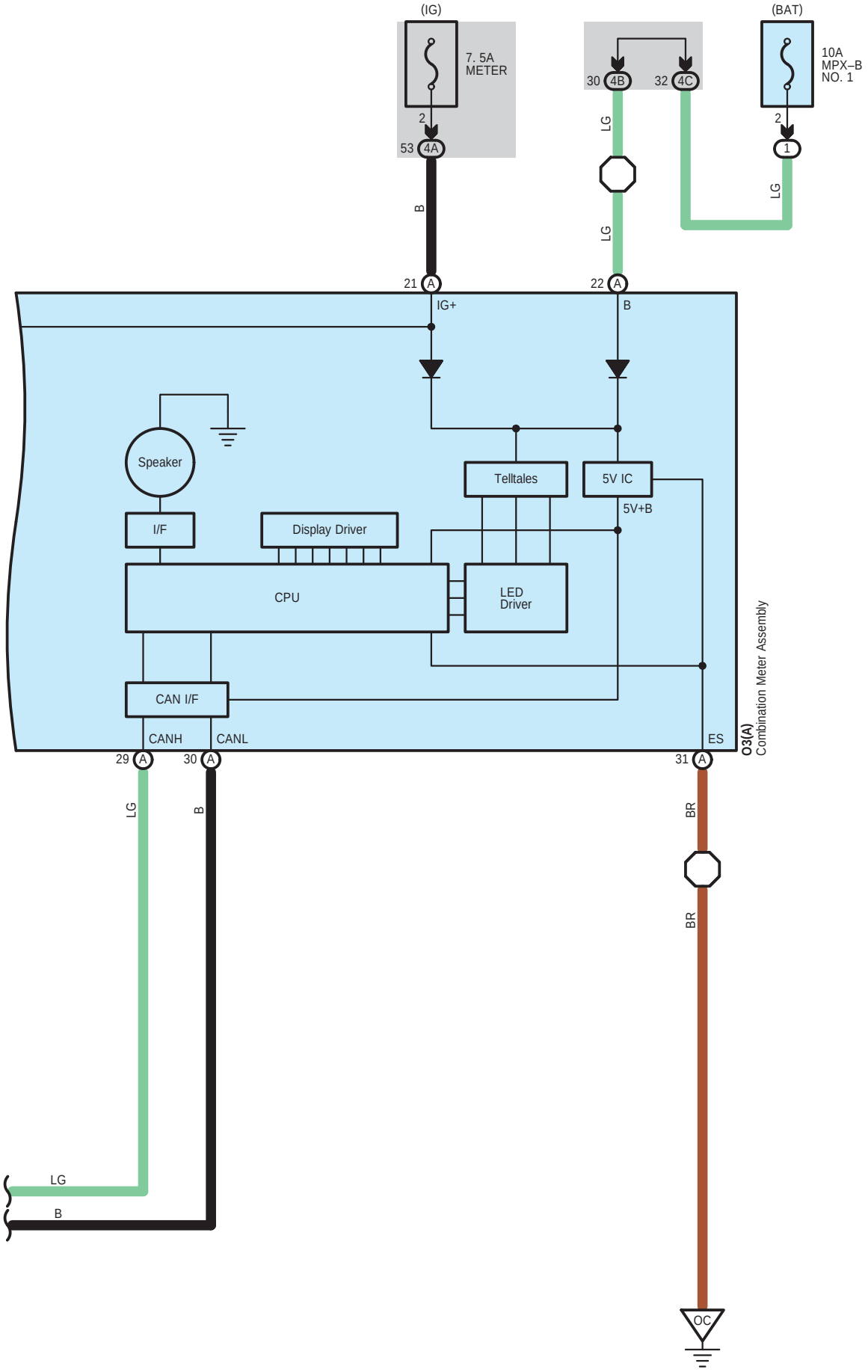
(IG)
7. 5A
METER
2
53 4A
B
21 A
IG+
30 4B
32 4C
LG
LG
22 A
B
(BAT)
10A
MPX–B
NO. 1
2
1
LG
Speaker
I/F
Display Driver
CPU
Telltales
5V IC
5V+B
LED
Driver
CAN I/F
CANH
CANL
ES
O3(A)
Combination Meter Assembly
29 A
30 A
31 A
LG
B
BR
BR
LG
B
OC

A15
Black

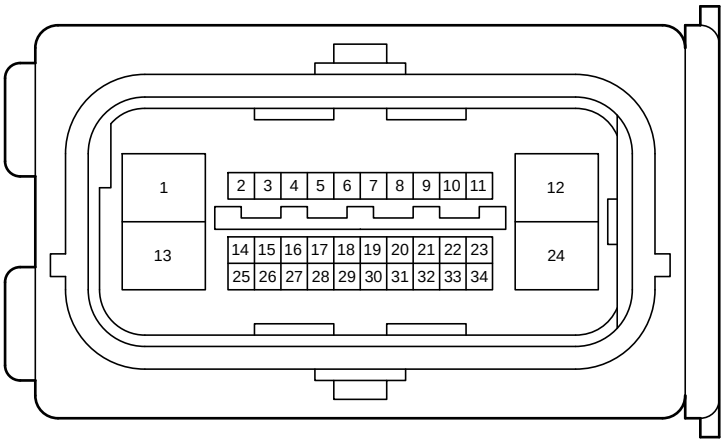

90980-12686

A37
Black

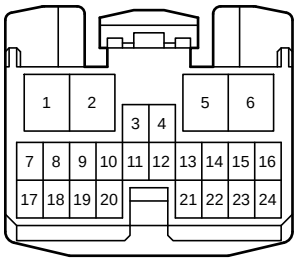

90980-12560

A48
Black



90980-12831

A52
White

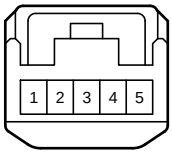

90980-12366

A62
Gray

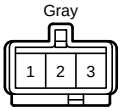

90980-11071

A65
White

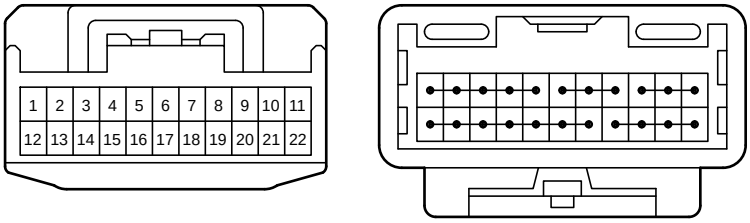

90980-12372

A67
White

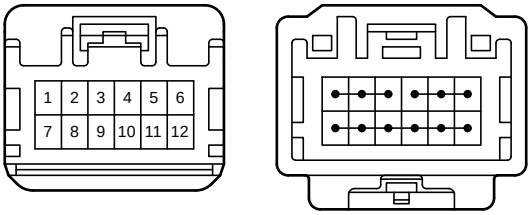

90980-12737

A69
Gray

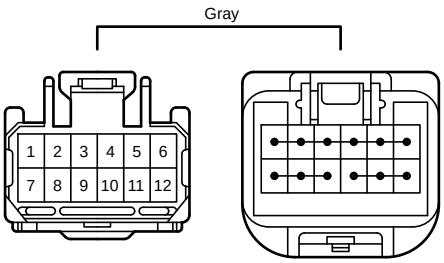

90980-11661

A70
White

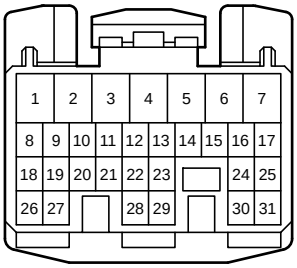

90980-12525

A71
White

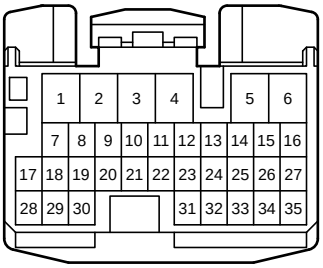

90980-12529

A74
White

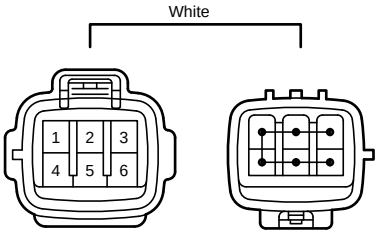

90980-11194

B7
Black

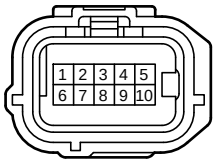

90980-12380

F1
White

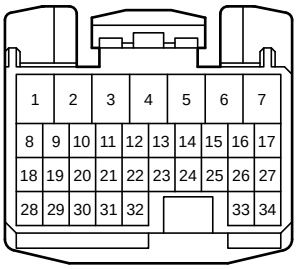

90980-12527

F2
White

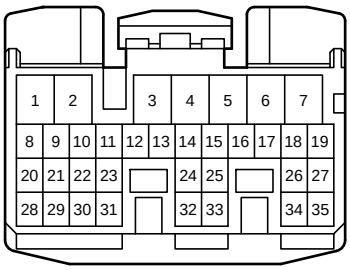

90980-12528

F3
White

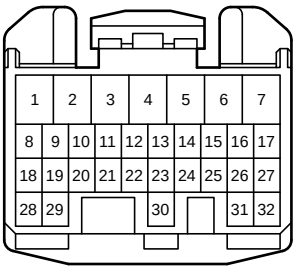

90980-12526

F4
White

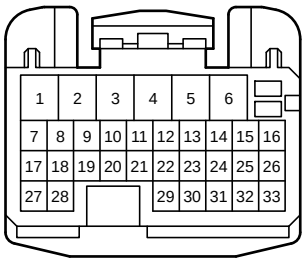

90980-12700

F21
Black

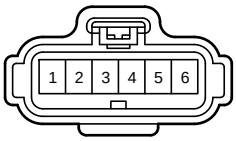

90980-11858

F57
Gray

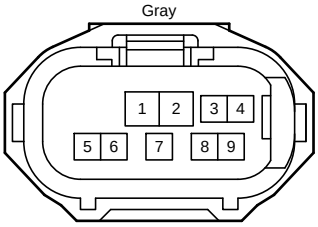

90980-12A23

F60
Black

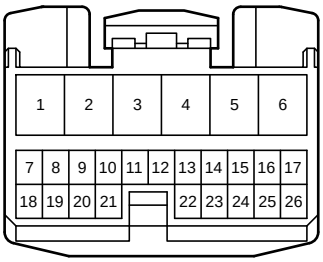

90980-12561

F61
Gray

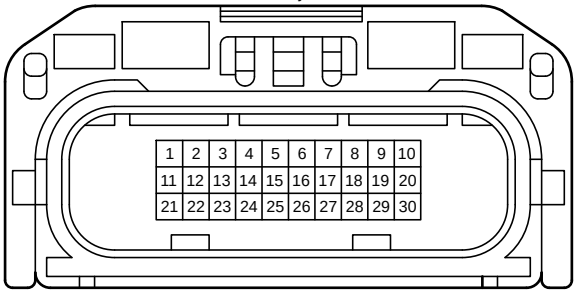

90980-12712

F62

Gray

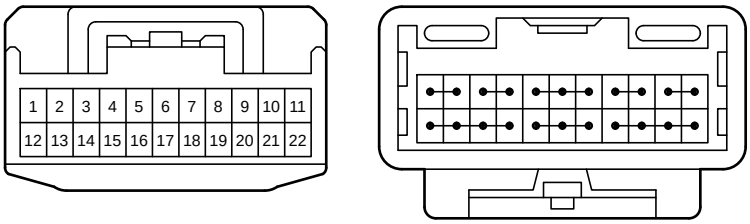

90980-11661

F63

Blue

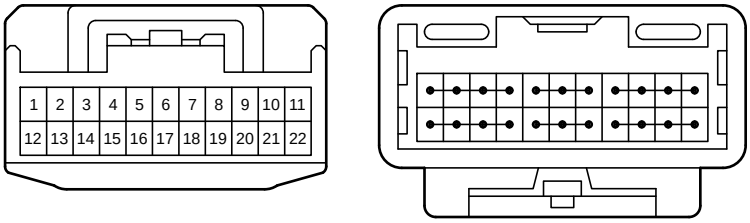

90980-12372
(From Aug. 2016 Production)

F63

Black

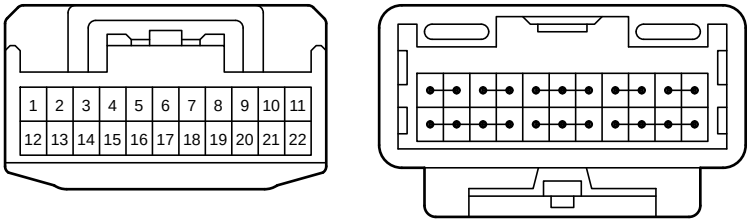

90980-12372
(Before Aug. 2016 Production)

F63

Blue

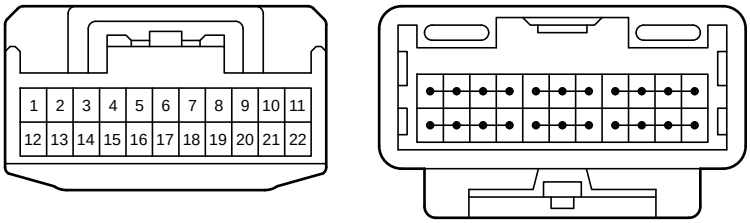

90980-12372
(From Aug. 2016 Production)

F63
Black

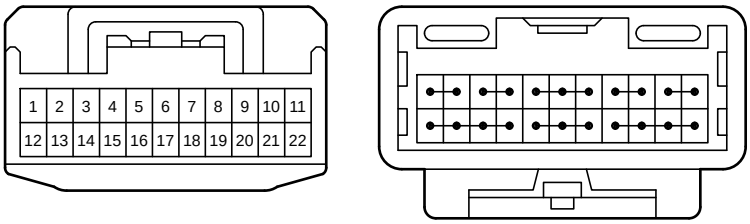

90980-12372
(Before Aug. 2016 Production)

F64
Black

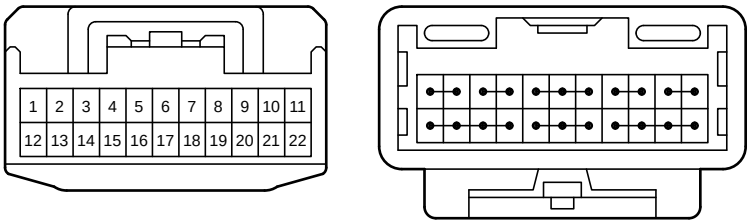

90980-12372

O3
Black

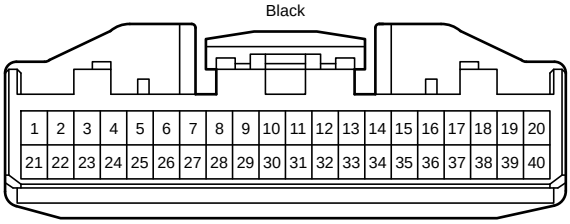

90980-12557

O8
White

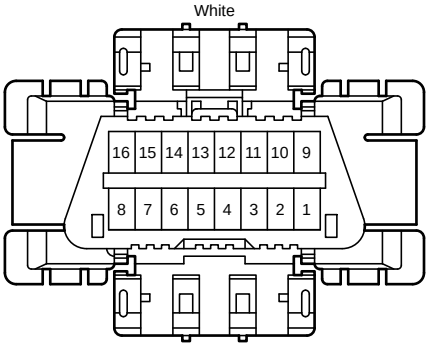

90980-11665

O23
White

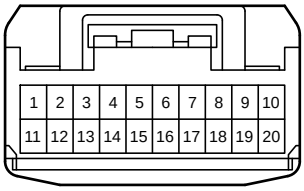

90980-12460

O25
Black

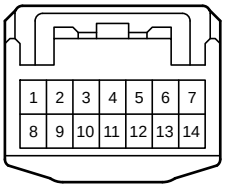

90980-12370

O28
Black

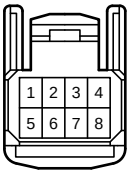

90980-12551

O29
White

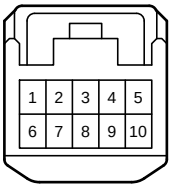

90980-12368

O40
Blue

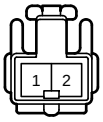

90980-10860

O46
White

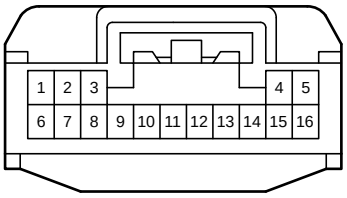

90980-12423

O77
White

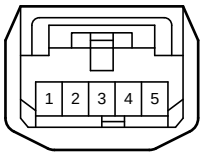

90980-12954

O78
Black



90980-12553

O81
Black



90980-12303

O104
White

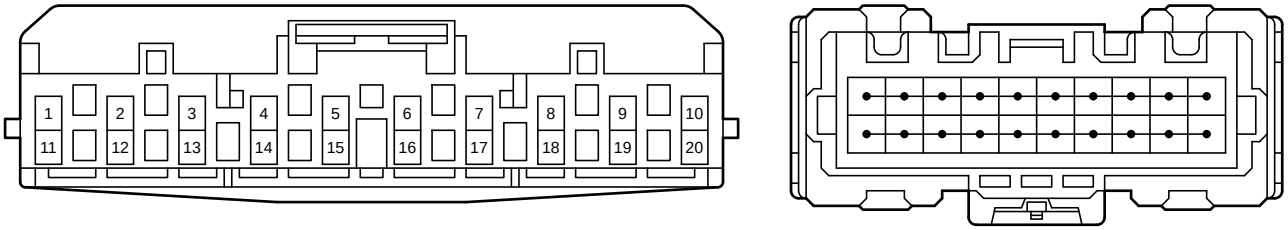

90980-12A58

O105
White

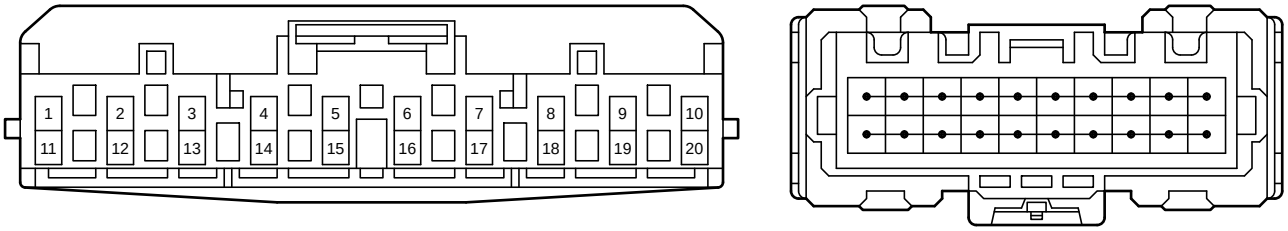

90980-12A58

O110
Black

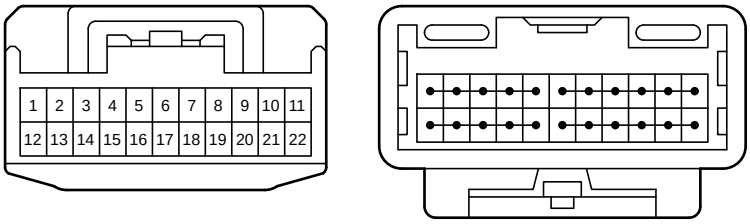

90980-12372

Q1
White

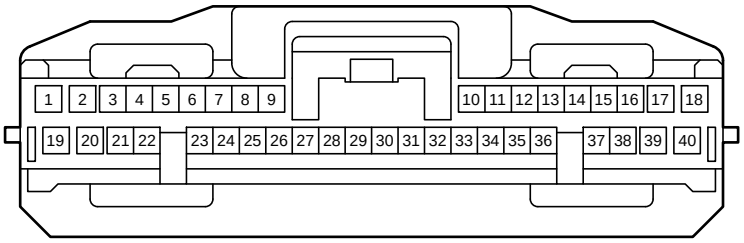

90980-12708

z4
Black

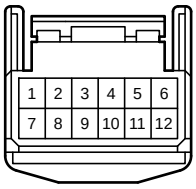

90980-12559

z5
White

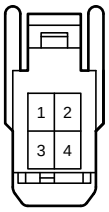

90980-12360

z6
White

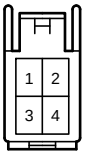

90980-12211

1B
White

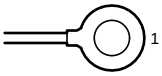

2B
Black

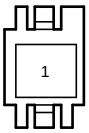

82660-30D50

2D
White

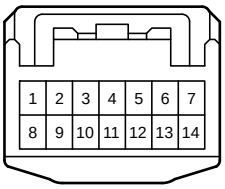

90980-12370

2F
White

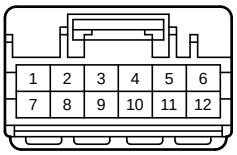

90980-12A56

2G
White

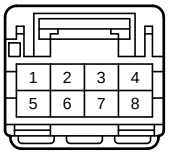

90980-12A54

4A
White

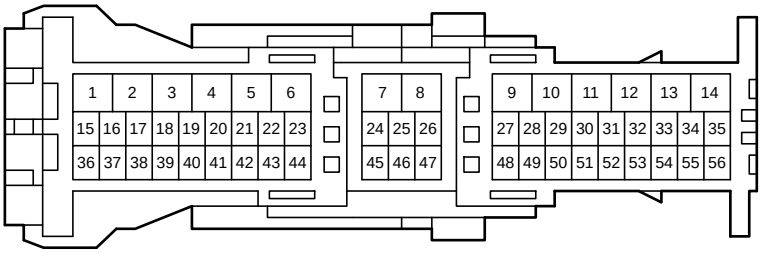

90980-12943

4B
White

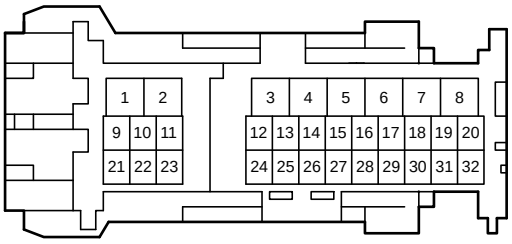

90980-12A48

4C
White

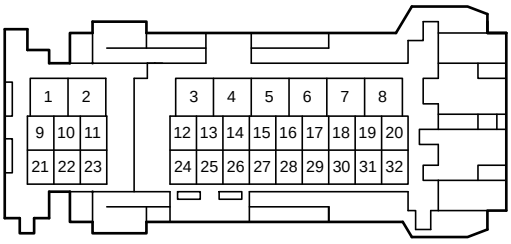

90980-12A47

BA1
White

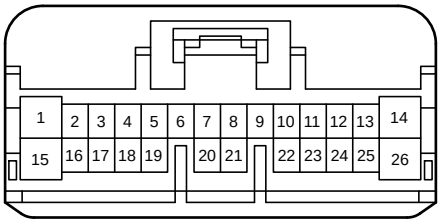

90980-12771

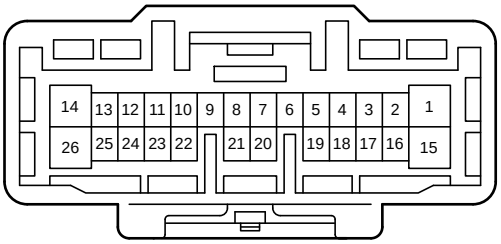

90980-12770

FA1
White

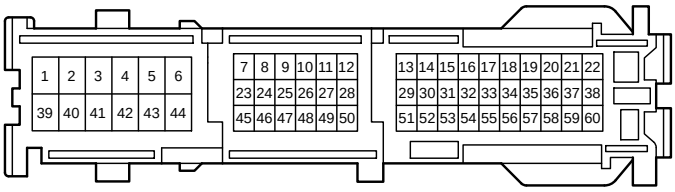

90980-12501

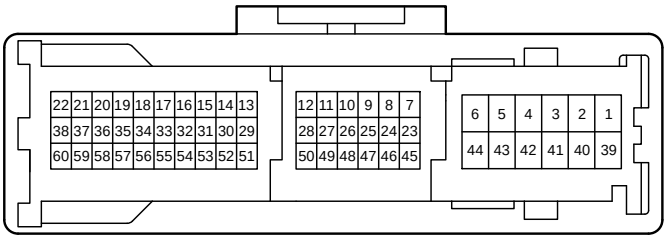

90980-12514

OA1
White

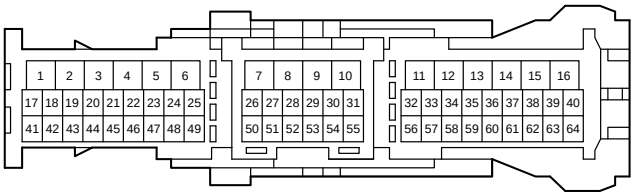

90980-12774

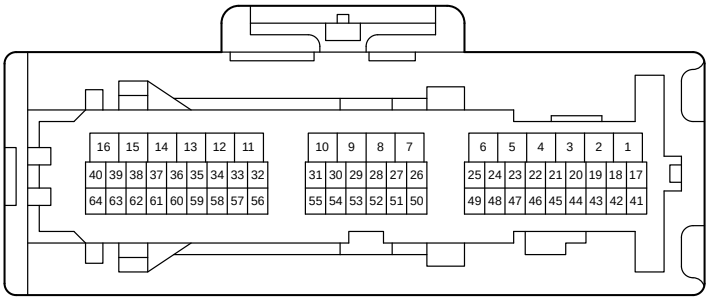

90980-12798

OA2
White

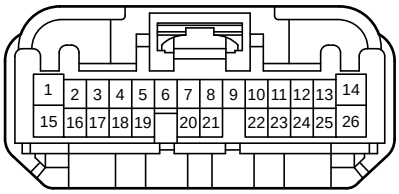

82824-24090

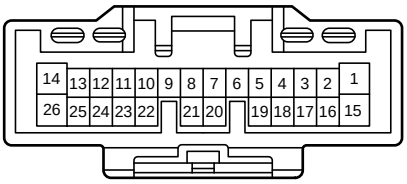

82824-24080

OA3
White

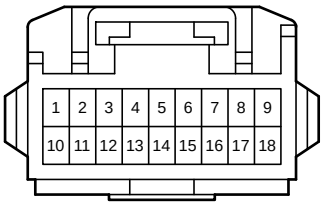

82824-53070

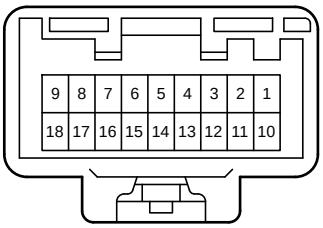

82824-53060

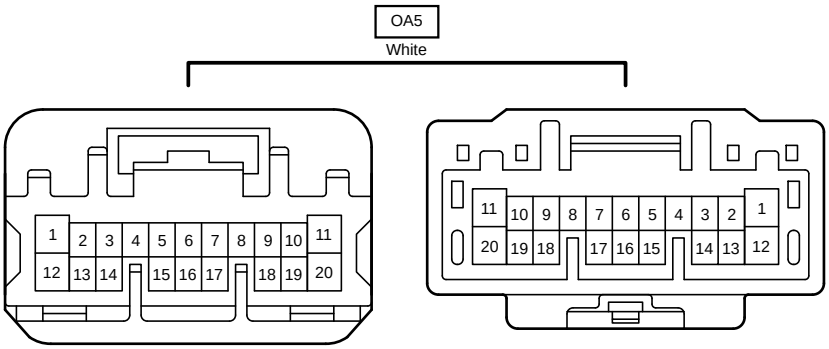

90980-12741

90980-12740

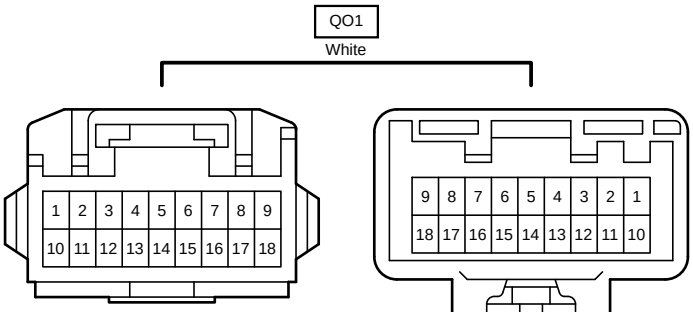

82824-53070

82824-53060