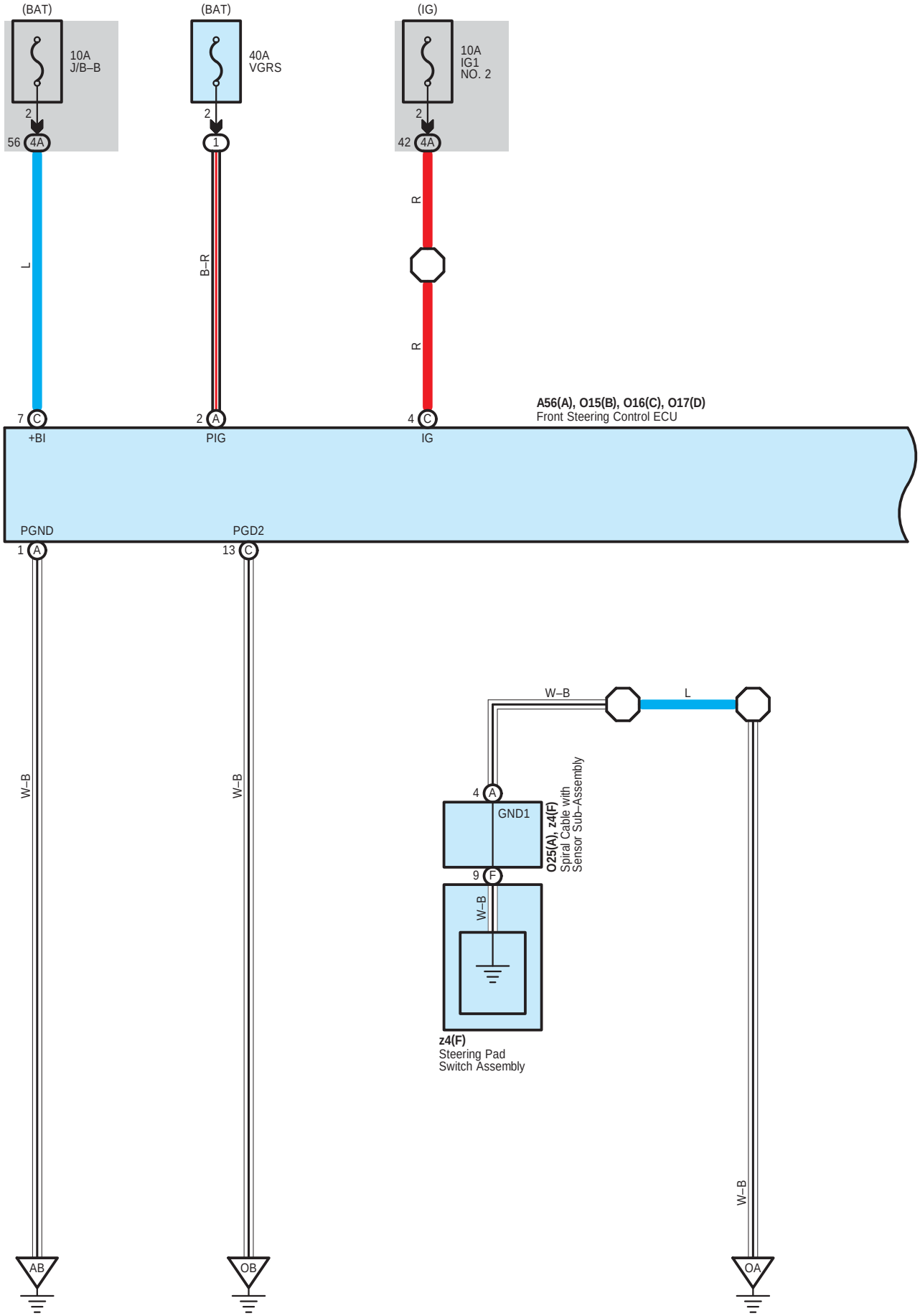
(BAT)
10A
J/B–B
2
56 4A
L
(BAT)
40A
VGRS
2
1
B–R
(IG)
10A
IG1
NO. 2
2
42 4A
R
R
A56(A), O15(B), O16(C), O17(D)
Front Steering Control ECU
7 C
+BI
2 A
PIG
4 C
IG
PGND
1 A
PGD2
13 C
W–B
W–B
W–B
L
4 A
GND1
O25(A), z4(F)
Spiral Cable with
Sensor Sub–Assembly
9 F
W–B
z4(F)
Steering Pad
Switch Assembly
W–B
AB
OB
OA

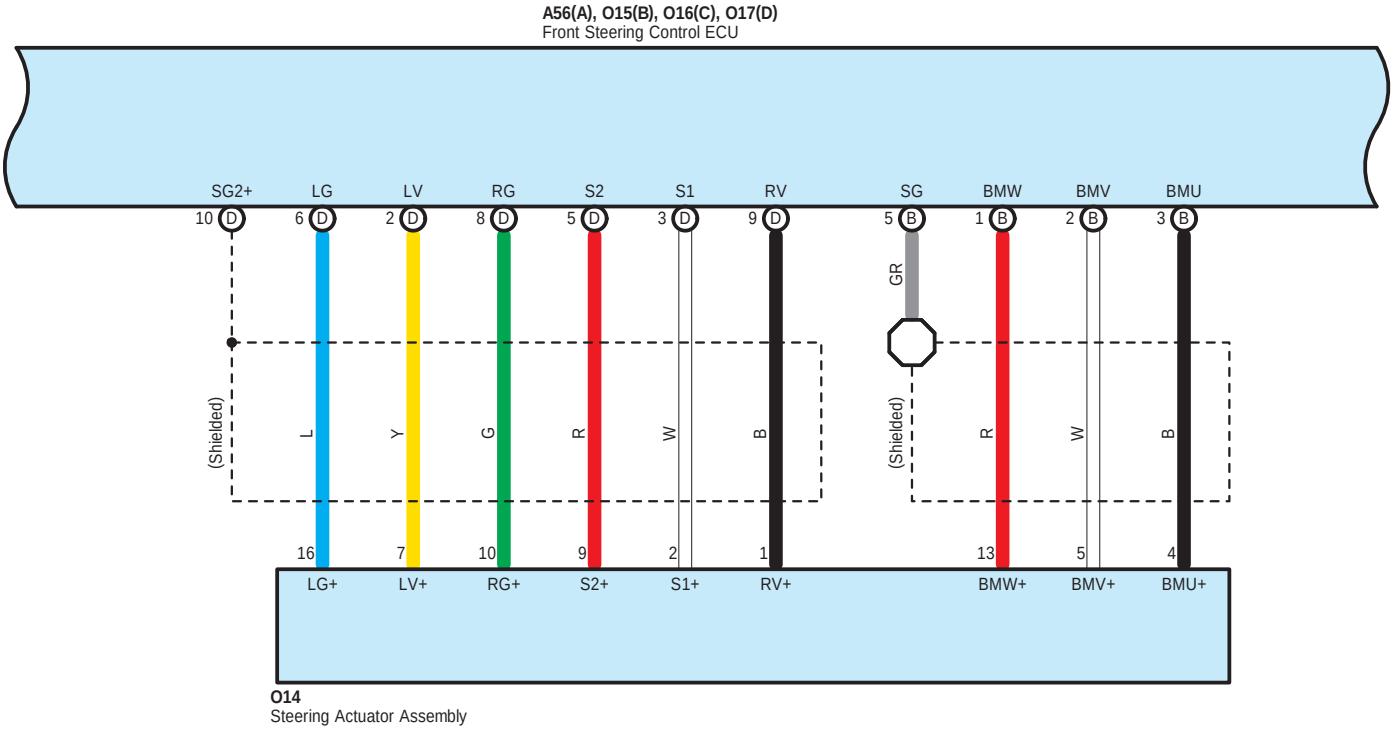
A56(A), O15(B), O16(C), O17(D)
Front Steering Control ECU
SG2+
LG
LV
RG
S2
S1
RV
SG
BMW
BMV
BMU
10 D
6 D
2 D
8 D
5 D
3 D
9 D
5 B
1 B
2 B
3 B
GR
(Shielded)
L
Y
G
R
W
B
(Shielded)
R
W
B
16
7
10
9
2
1
13
5
4
LG+
LV+
RG+
S2+
S1+
RV+
BMW+
BMV+
BMU+
O14
Steering Actuator Assembly

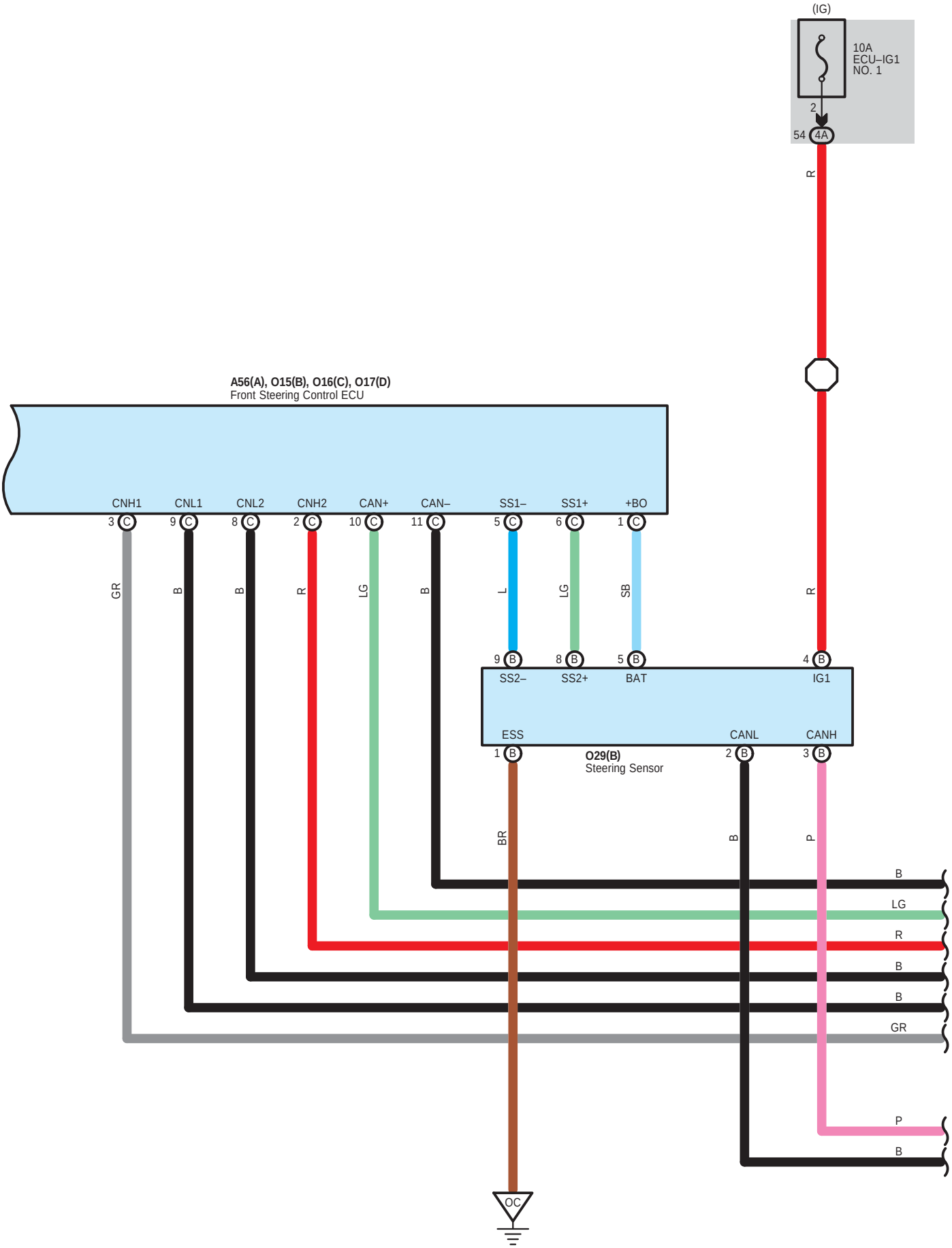
(IG)
10A
ECU–IG1
NO. 1
2
54 4A
R
A56(A), O15(B), O16(C), O17(D)
Front Steering Control ECU
CNH1
CNL1
CNL2
CNH2
CAN+
CAN–
SS1–
SS1+
+BO
3 C
9 C
8 C
2 C
10 C
11 C
5 C
6 C
1 C
GR
B
B
R
LG
B
L
LG
SB
R
9 B
8 B
5 B
4 B
SS2–
SS2+
BAT
IG1
ESS
CANL
CANH
1 B
O29(B)
Steering Sensor
2 B
3 B
BR
B
P
B
LG
R
B
B
GR
P
B
OC

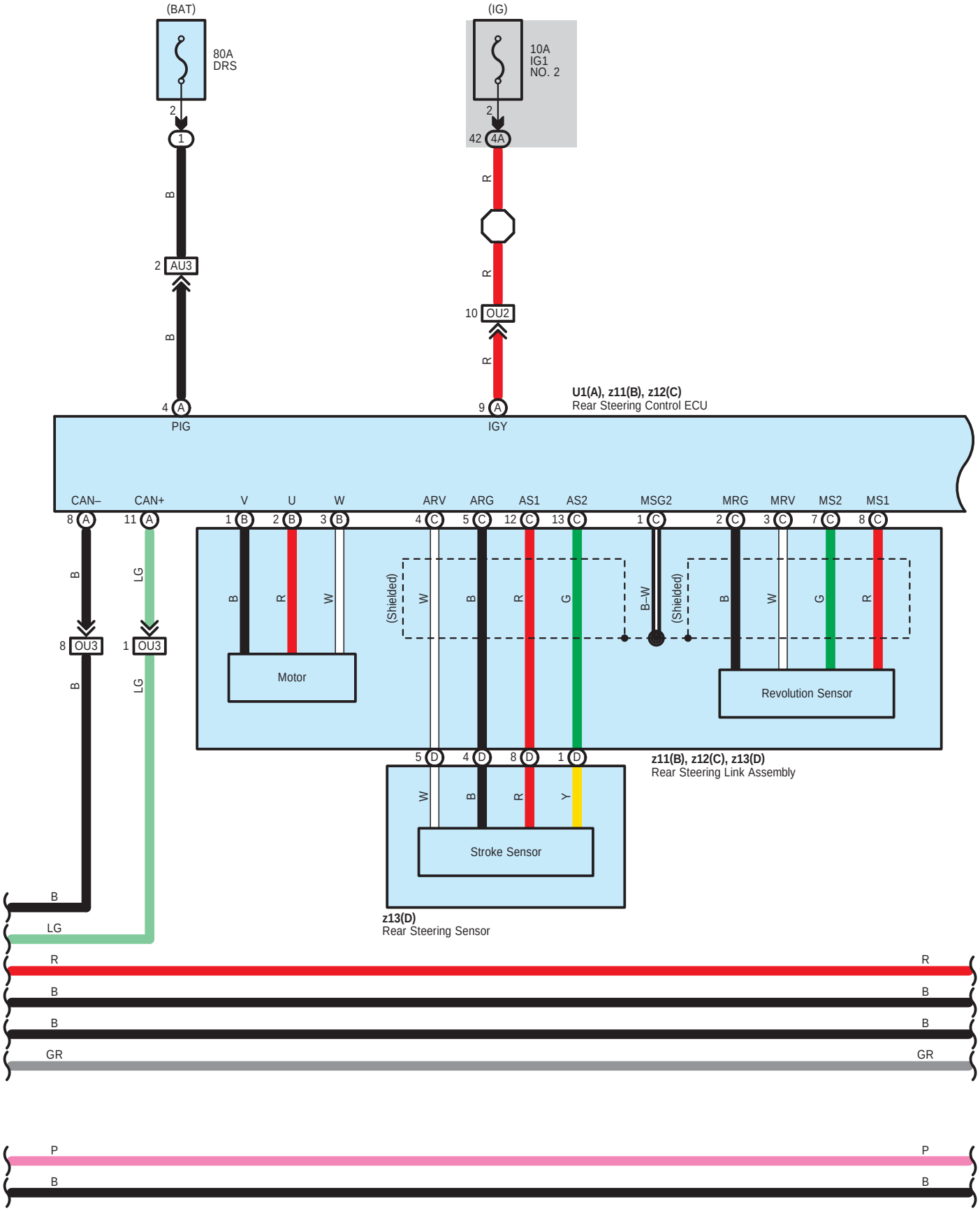
(BAT)
80A
DRS
(IG)
10A
IG1
NO. 2
AU3
OU2
U1(A), z11(B), z12(C)
Rear Steering Control ECU
PIG
IGY
CAN–
CAN+
V
U
W
ARV
ARG
AS1
AS2
MSG2
MRG
MRV
MS2
MS1
OU3
Motor
(Shielded)
B–W
Revolution Sensor
z11(B), z12(C), z13(D)
Rear Steering Link Assembly
Stroke Sensor
z13(D)
Rear Steering Sensor

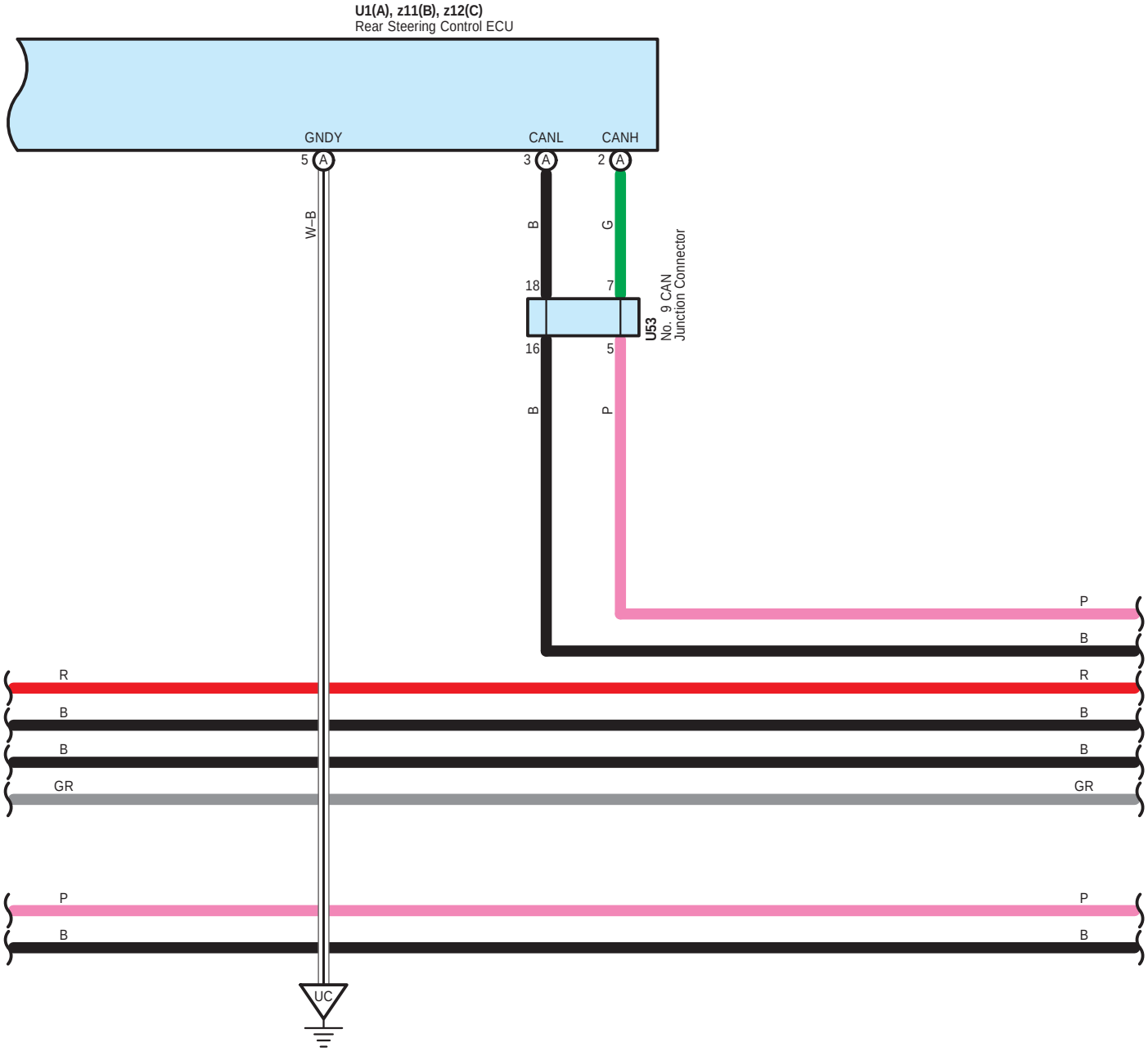
U1(A), z11(B), z12(C)
Rear Steering Control ECU
GNDY
CANL
CANH
5 A
3 A
2 A
W–B
B
G
18
7
U53
No. 9 CAN
Junction Connector
16
5
B
P
P
B
R
R
B
B
B
B
GR
GR
P
P
B
B
UC

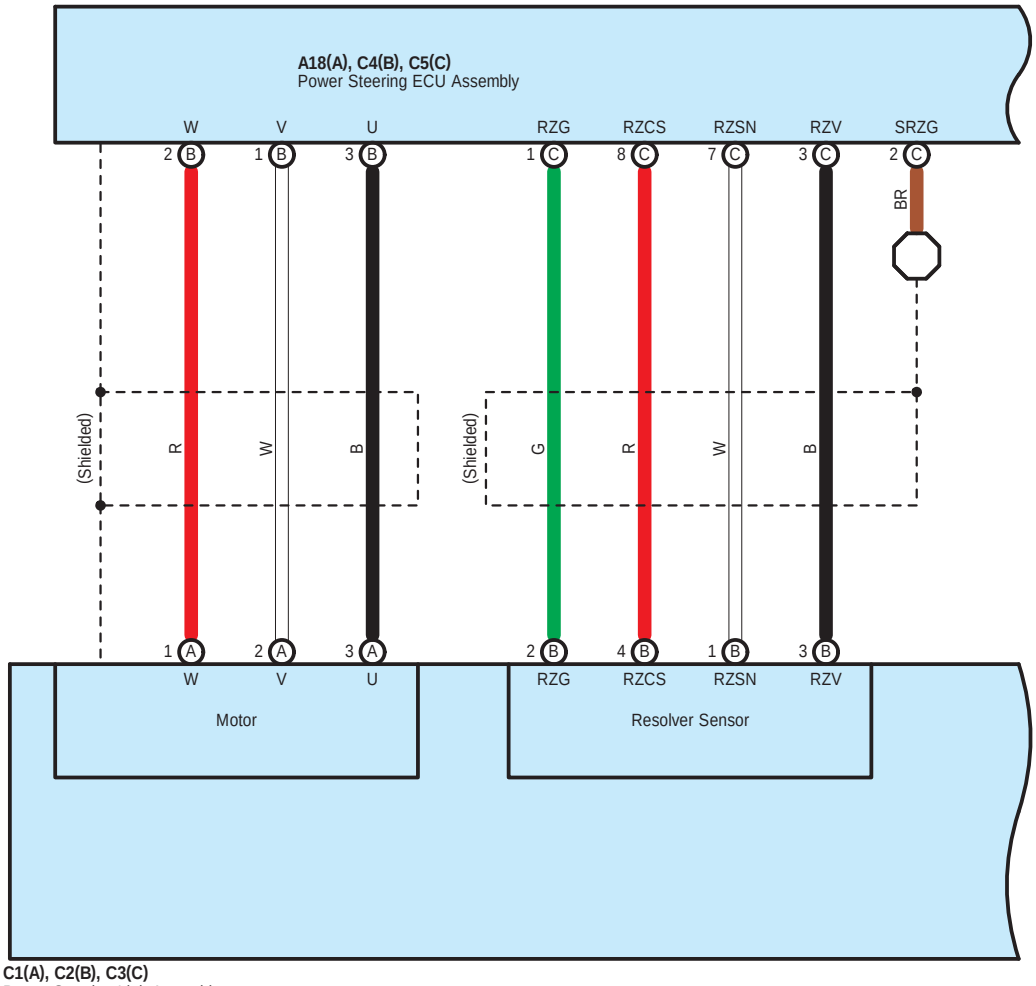

C1(A), C2(B), C3(C)
Power Steering Link Assembly



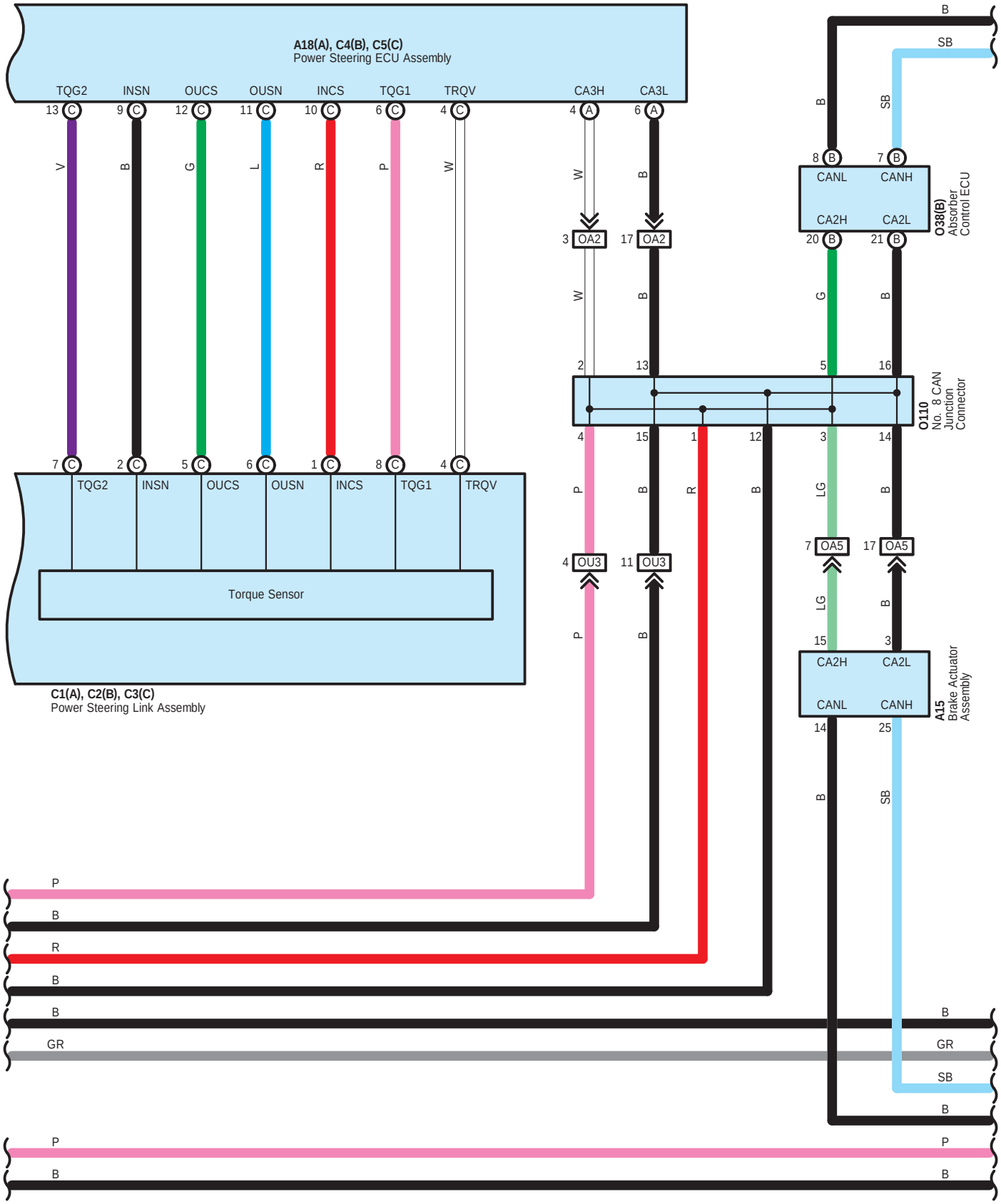
A18(A), C4(B), C5(C)
Power Steering ECU Assembly
TQG2
INSN
OUCS
OUSN
INCS
TQG1
TRQV
CA3H
CA3L
13 C
9 C
12 C
11 C
10 C
6 C
4 C
4 A
6 A
V
B
G
L
R
P
W
W
B
3 OA2
17 OA2
W
B
2
13
4
15
1
12
P
B
R
B
4 OU3
11 OU3
P
B
7 C
2 C
5 C
6 C
1 C
8 C
4 C
TQG2
INSN
OUCS
OUSN
INCS
TQG1
TRQV
Torque Sensor
C1(A), C2(B), C3(C)
Power Steering Link Assembly
B
SB
B
SB
8 B
7 B
CANL
CANH
CA2H
CA2L
O38(B)
Absorber
Control ECU
20 B
21 B
G
B
5
16
3
14
LG
B
O110
No. 8 CAN
Junction
Connector
7 OA5
17 OA5
LG
B
15
3
CA2H
CA2L
CANL
CANH
A15
Brake Actuator
Assembly
14
25
B
SB
P
B
R
B
B
GR
B
GR
SB
B
P
B
P
B

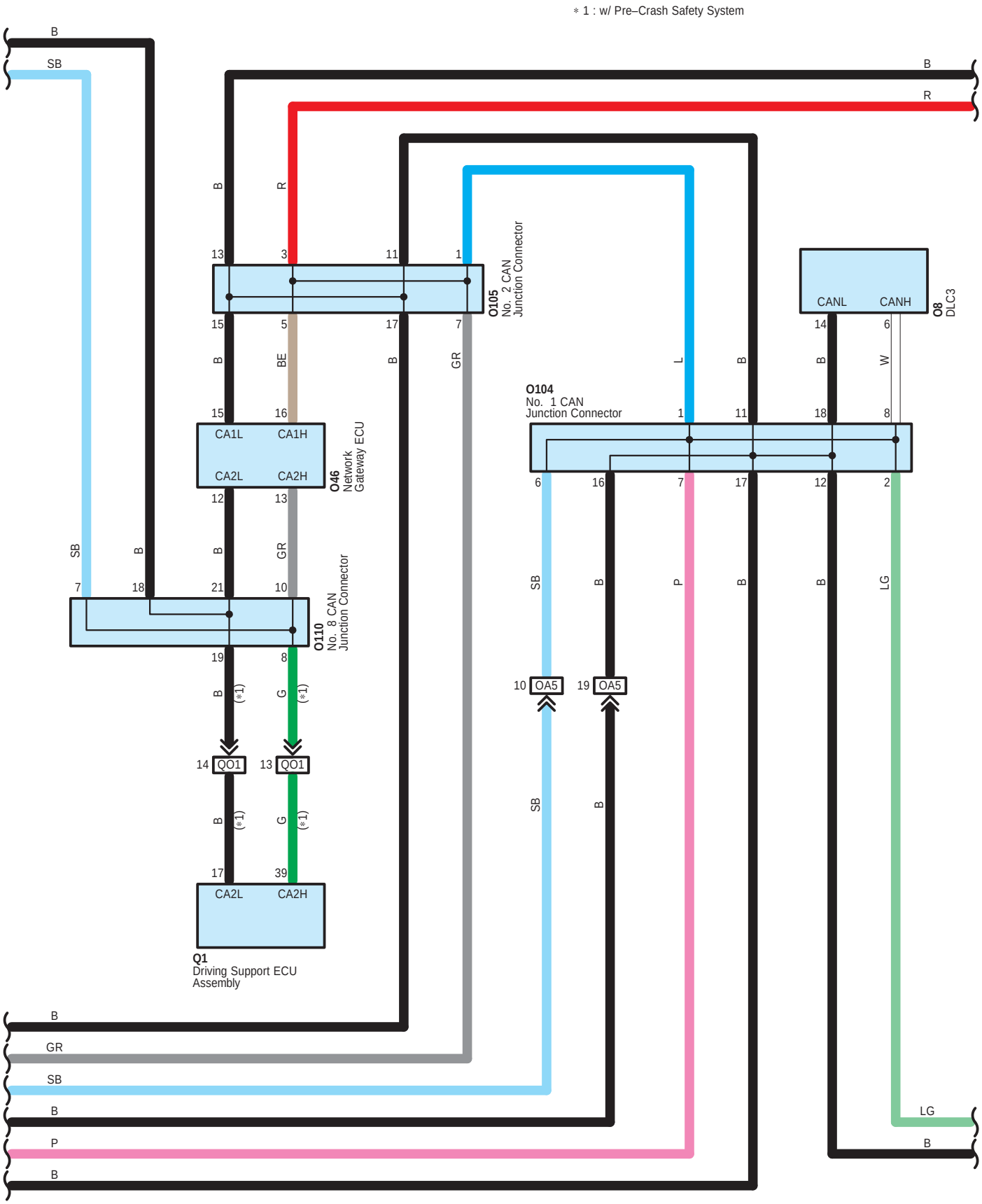
* 1 : w/ Pre–Crash Safety System
O105
No. 2 CAN
Junction Connector
O104
No. 1 CAN
Junction Connector
O8
DLC3
CANL
CANH
O46
Network
Gateway ECU
CA1L
CA1H
CA2L
CA2H
O110
No. 8 CAN
Junction Connector
QO1
OA5
Q1
Driving Support ECU
Assembly

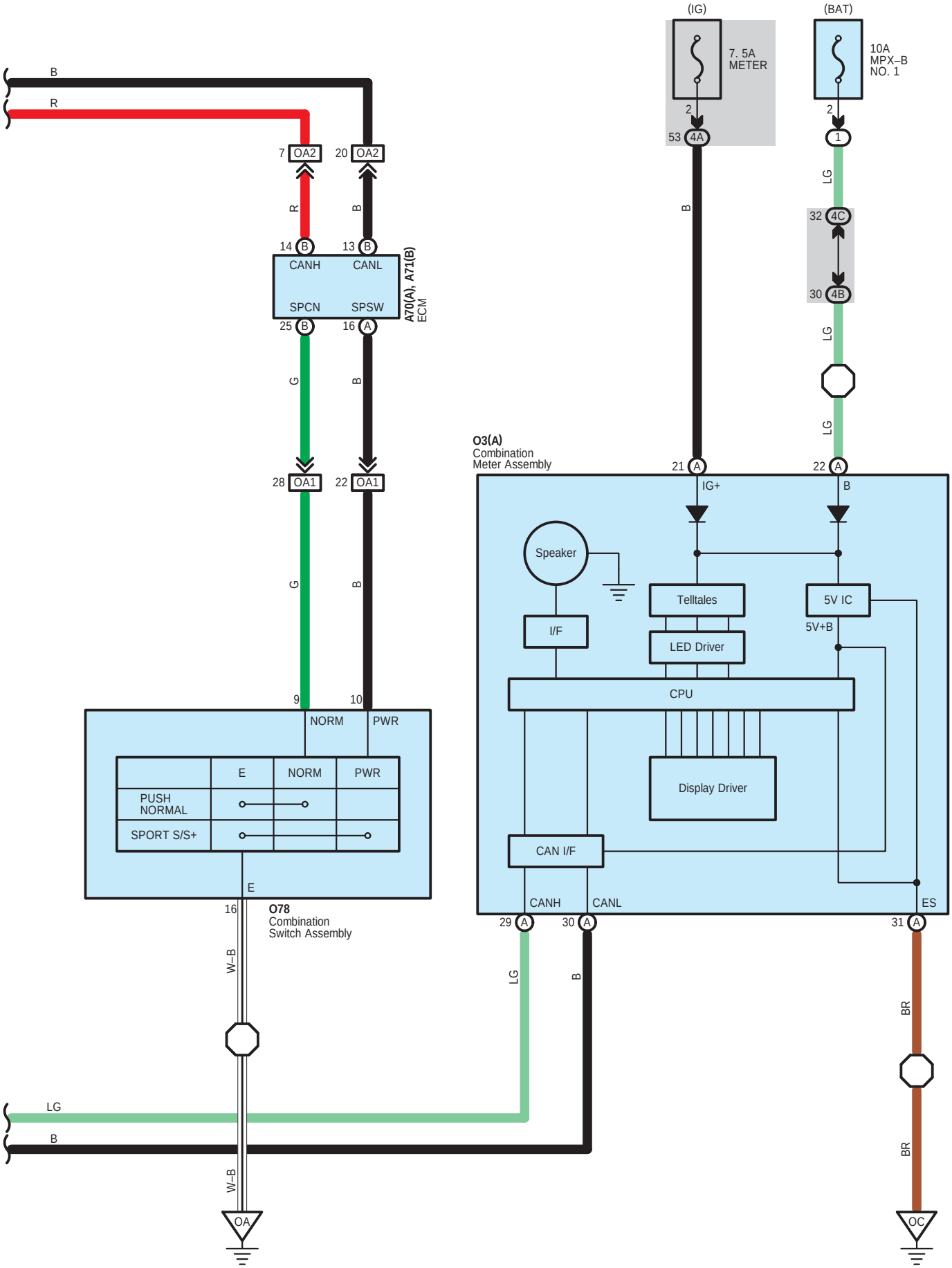
(IG)
7. 5A
METER
(BAT)
10A
MPX–B
NO. 1
B
R
7 OA2
20 OA2
14 B
13 B
CANH
CANL
SPCN
SPSW
A70(A), A71(B)
ECM
25 B
16 A
28 OA1
22 OA1
9
10
NORM
PWR
E
PUSH
NORMAL
SPORT S/S+
16
O78
Combination
Switch Assembly
W–B
LG
OA
53 4A
2
1
32 4C
30 4B
O3(A)
Combination
Meter Assembly
21 A
22 A
IG+
Speaker
Telltales
5V IC
5V+B
I/F
LED Driver
CPU
Display Driver
CAN I/F
29 A
30 A
31 A
ES
BR
OC

A15
Black

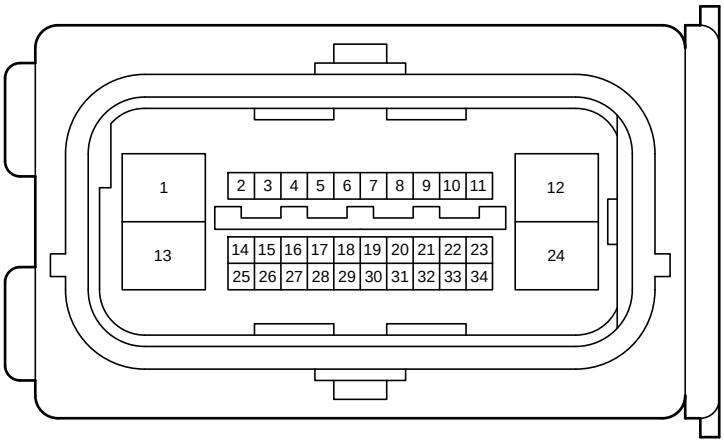

90980-12686

A18
Black

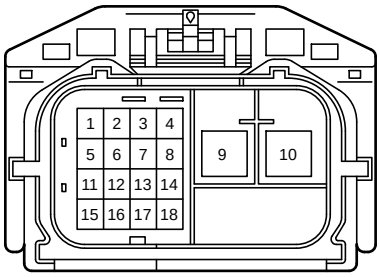

90980-12573

A56
White

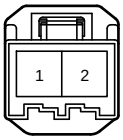

82824-30590

A70
White

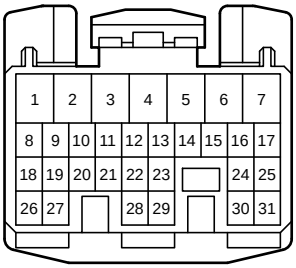

90980-12525

A71
White

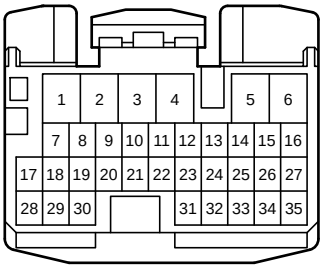

90980-12529

C1
Gray

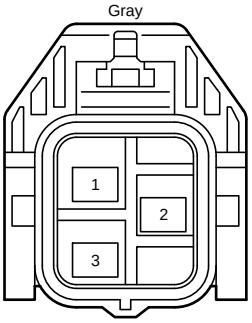

90980-12648

C2
Gray

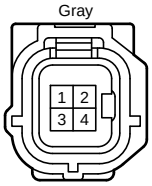

90980-12495

C3
Gray

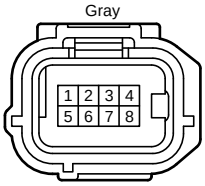

90980-12520

C4
Black

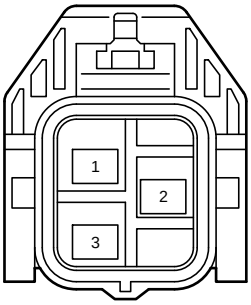

90980-12648

C5
Black

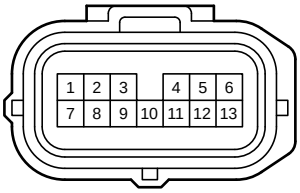

90980-12326

O3
Black

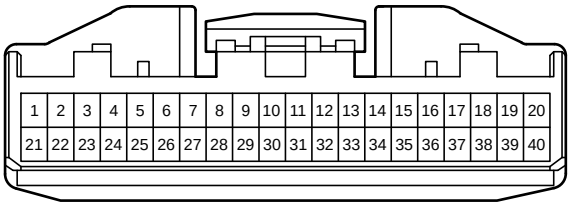

90980-12557

O8
White

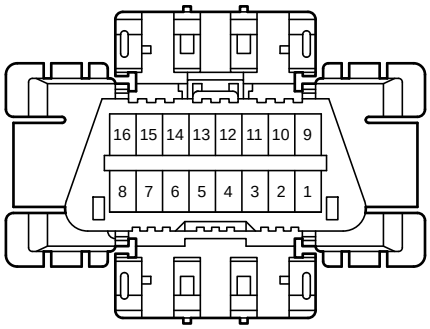

90980-11665

O14
White

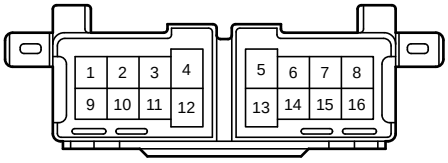

90980-11547

O15
White

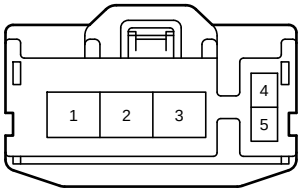

82824-30570

O16
White

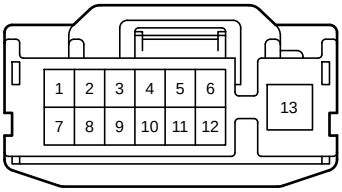

82824-30580

O17
White

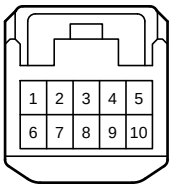

90980-12368

O25
Black

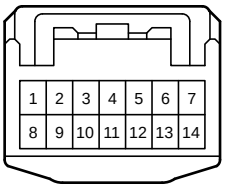

90980-12370

O29
White

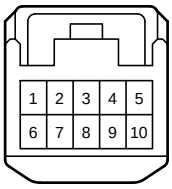

90980-12368

O38
Black

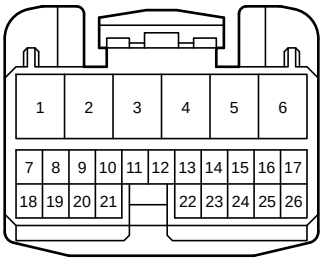

82824-50310

O46
White

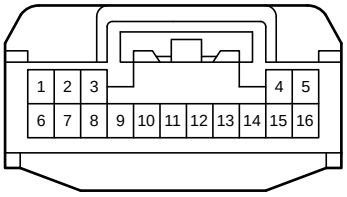

90980-12423

O78
Black



90980-12553

O104
White

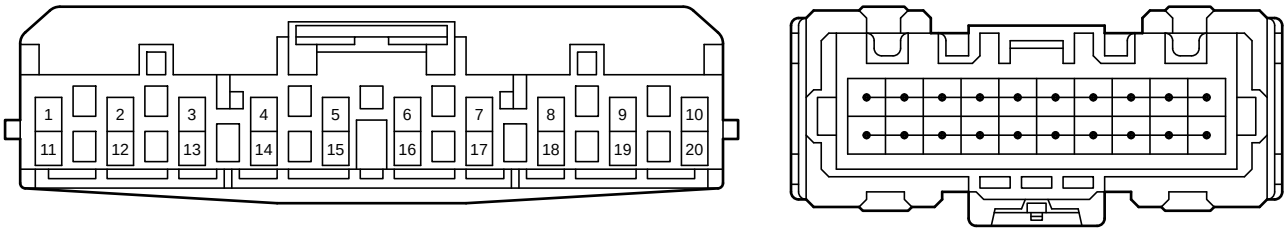

90980-12A58

O105
White

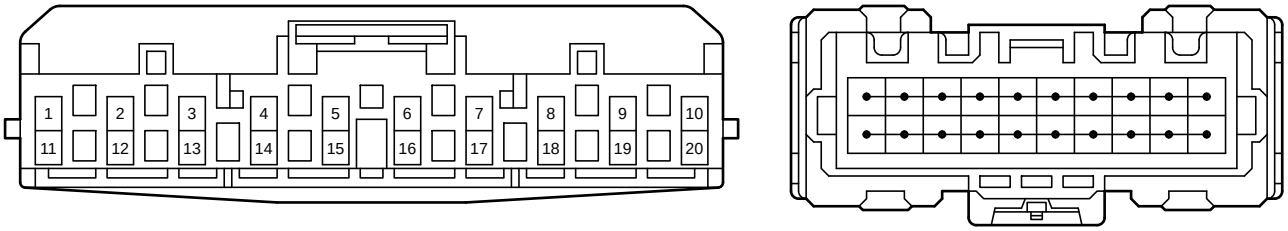

90980-12A58

O110
Black

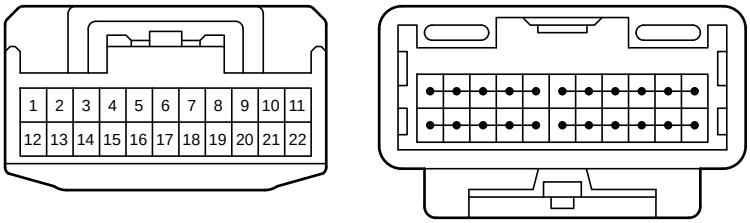

90980-12372

Q1
White

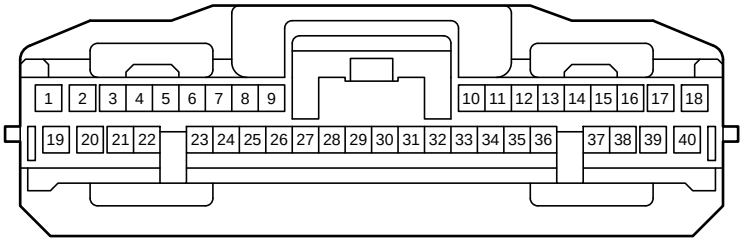

90980-12708

U1
Black

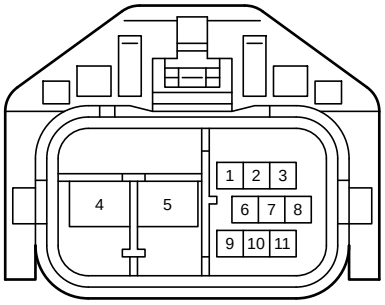

90980-12483

U53
White

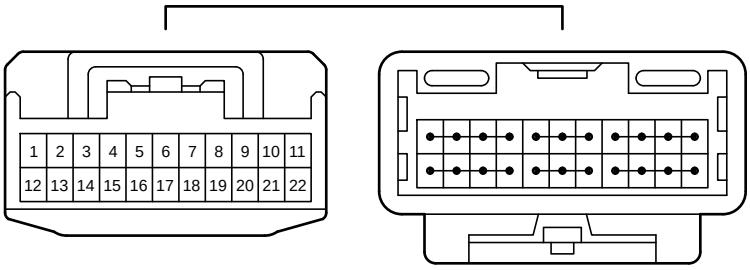

90980-12372

z4
Black

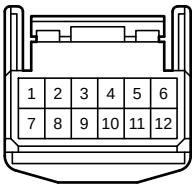

90980-12559

z11
Black

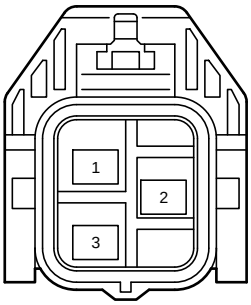

90980-12648

z12
Black

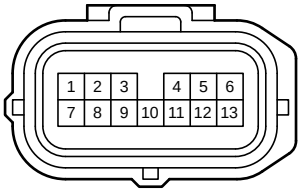

90980-12326

z13
White

90980-12519

4A
White

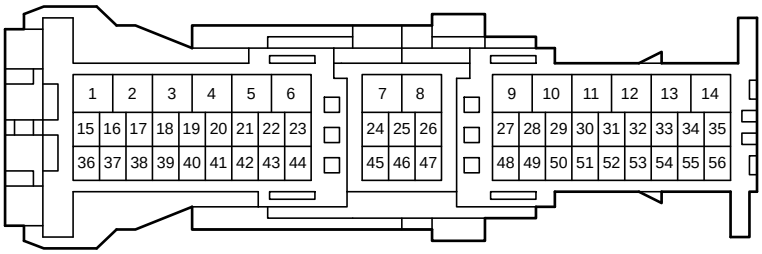

90980-12943

4B
White

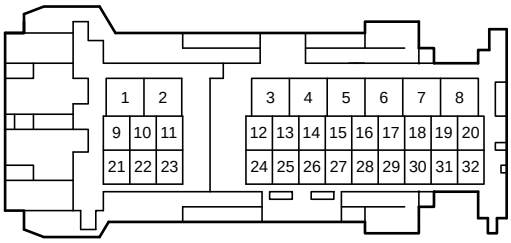

90980-12A48

4C
White

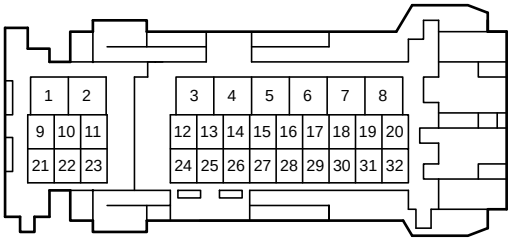

90980-12A47

AU3
White

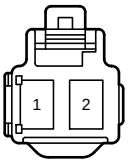

90980-10903

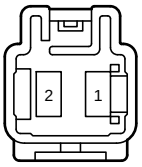

90980-10958

OA1
White

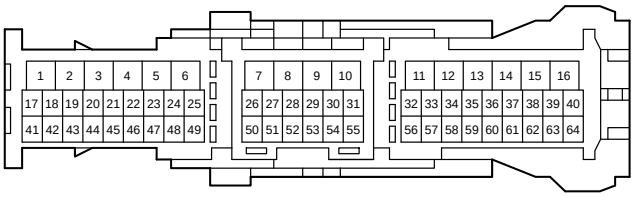

90980-12774

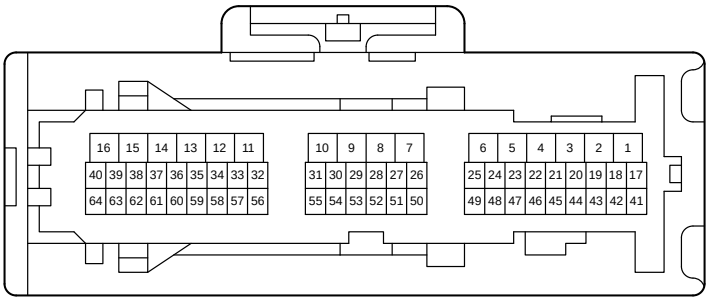

90980-12798

OA2
White

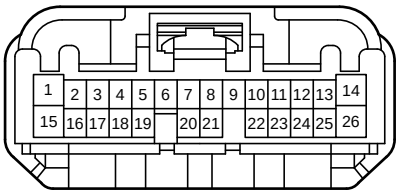

82824-24090

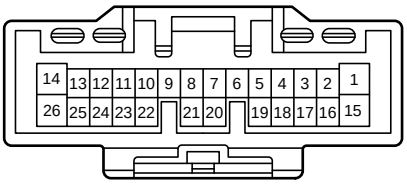

82824-24080

OA5
White

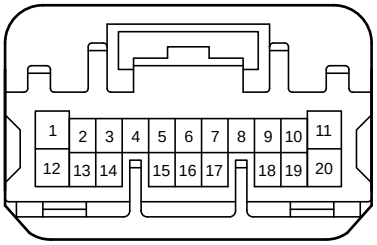

90980-12741

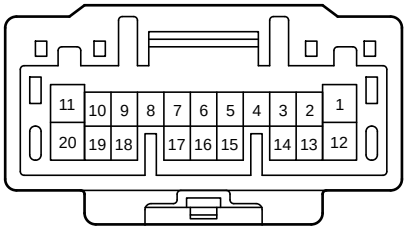

90980-12740

OU2
White

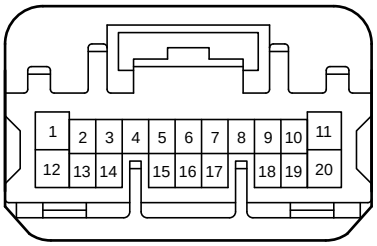

90980-12741

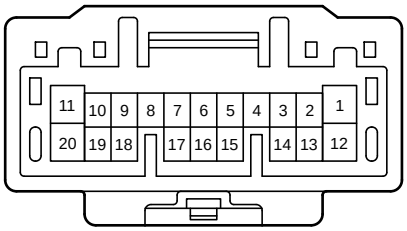

90980-12740

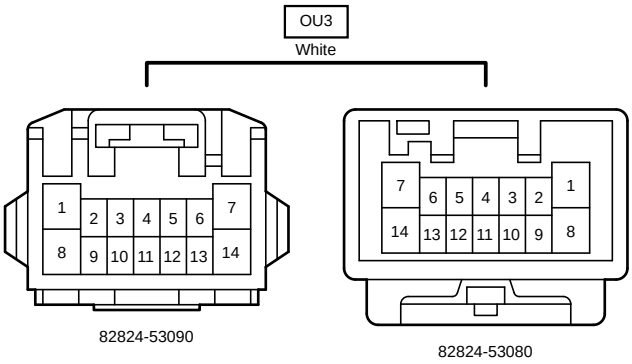
OU3
White
1
2
3
4
5
6
7
8
9
10
11
12
13
14
82824-53090
7
6
5
4
3
2
1
14
13
12
11
10
9
8
82824-53080

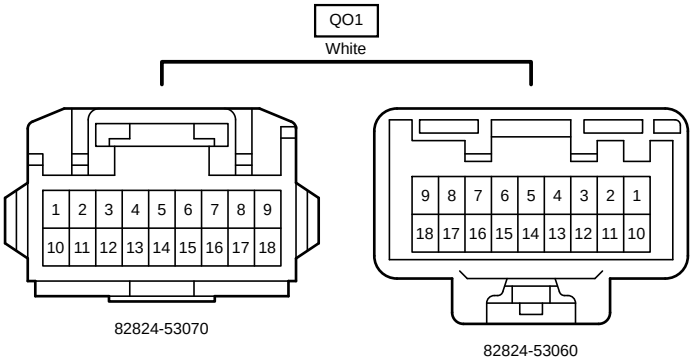
QO1
White
1 2 3 4 5 6 7 8 9
10 11 12 13 14 15 16 17 18
82824-53070
9 8 7 6 5 4 3 2 1
18 17 16 15 14 13 12 11 10
82824-53060