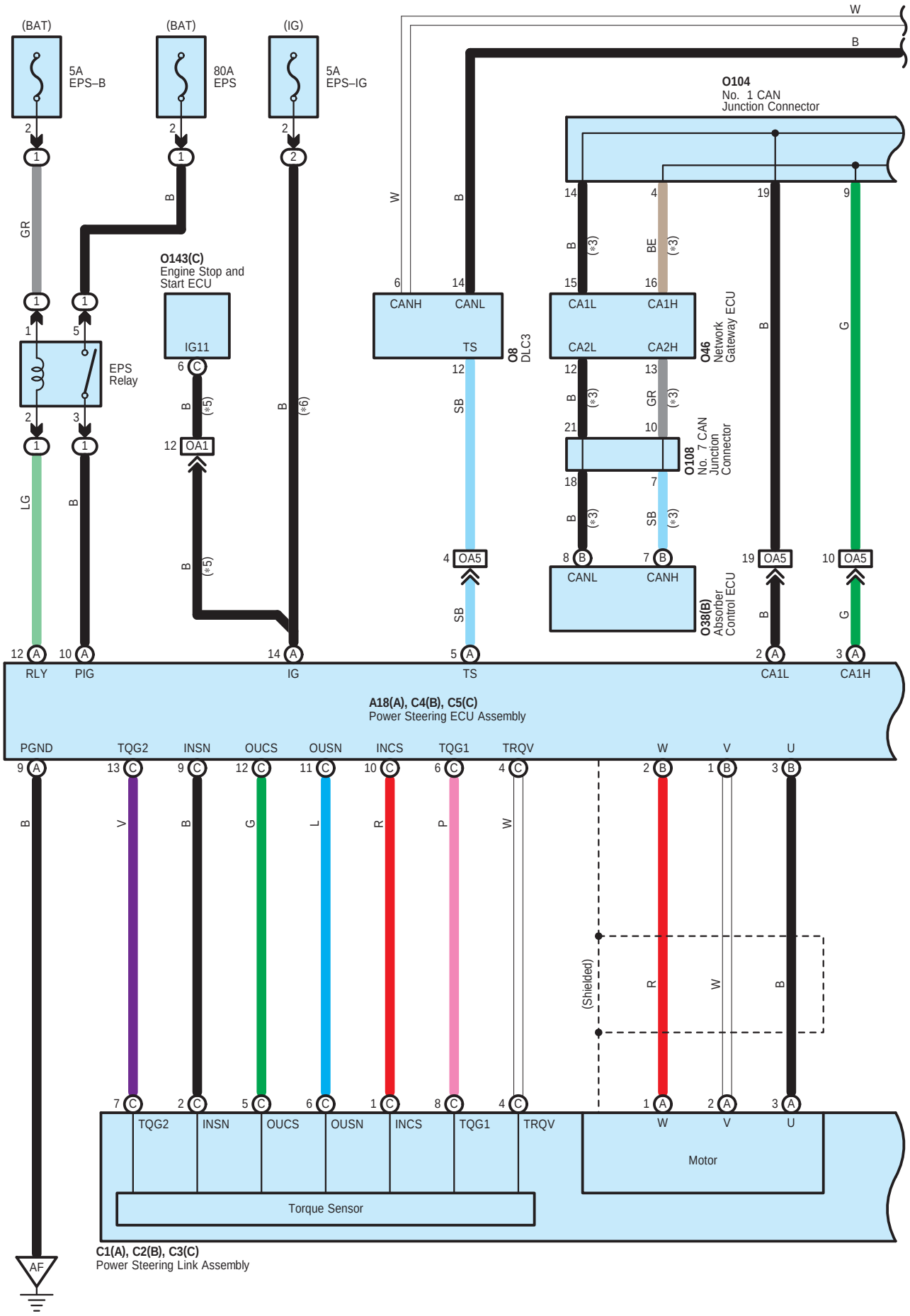
(BAT)
5A
EPS–B
(BAT)
80A
EPS
(IG)
5A
EPS–IG
O104
No. 1 CAN
Junction Connector
O143(C)
Engine Stop and
Start ECU
IG11
EPS
Relay
CANH
CANL
TS
O8
DLC3
CA1L
CA1H
CA2L
CA2H
O46
Network
Gateway ECU
O108
No. 7 CAN
Junction
Connector
OA1
OA5
CANL
CANH
O38(B)
Absorber
Control ECU
RLY
PIG
IG
TS
CA1L
CA1H
A18(A), C4(B), C5(C)
Power Steering ECU Assembly
PGND
TQG2
INSN
OUCS
OUSN
INCS
TQG1
TRQV
W
V
U
(Shielded)
Motor
Torque Sensor
C1(A), C2(B), C3(C)
Power Steering Link Assembly
AF

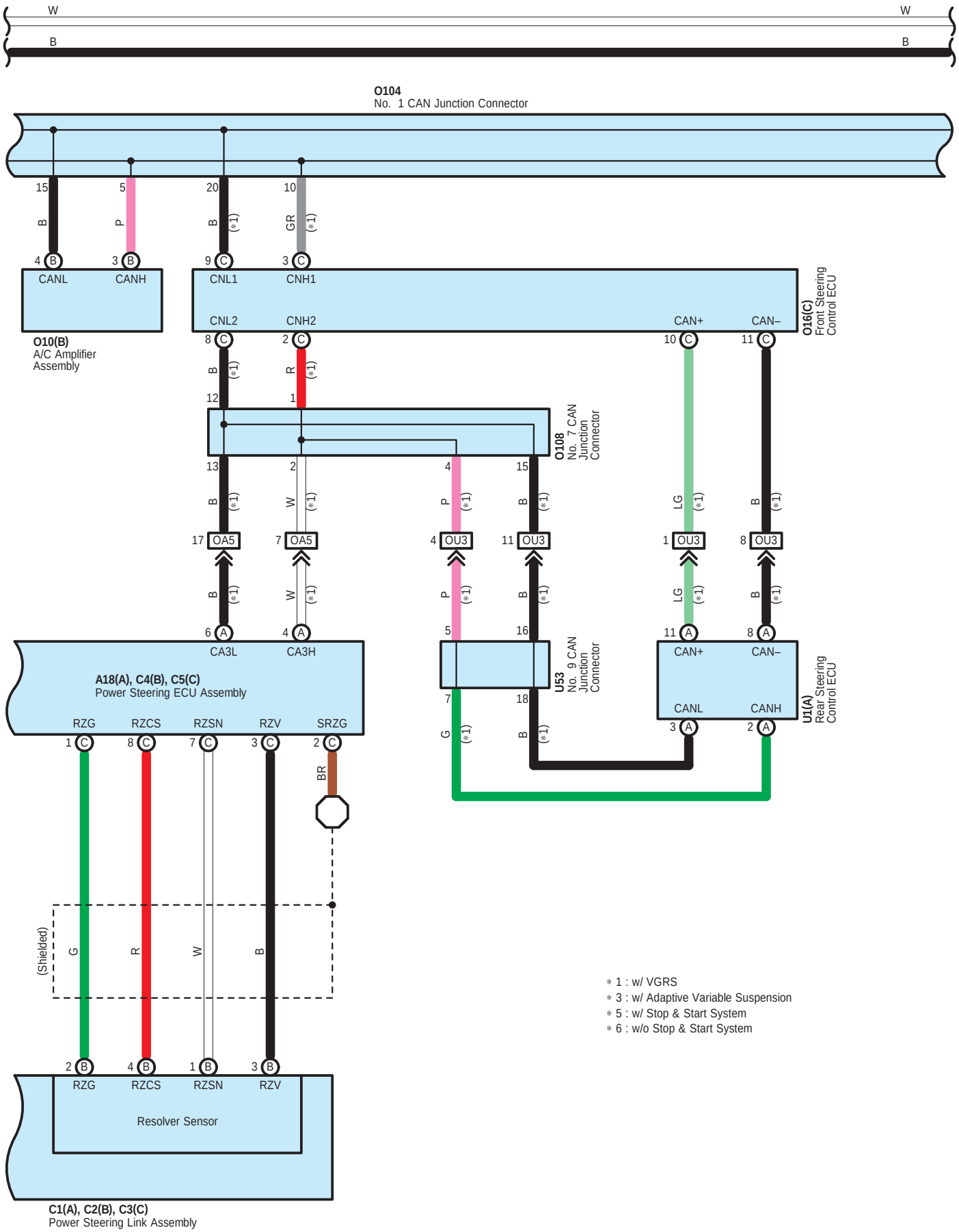
W
B
O104
No. 1 CAN Junction Connector
CANL
CANH
O10(B)
A/C Amplifier
Assembly
CNL1
CNH1
CNL2
CNH2
CAN+
CAN–
O16(C)
Front Steering
Control ECU
O108
No. 7 CAN
Junction
Connector
OA5
OU3
CA3L
CA3H
A18(A), C4(B), C5(C)
Power Steering ECU Assembly
U53
No. 9 CAN
Junction
Connector
U1(A)
Rear Steering
Control ECU
RZG
RZCS
RZSN
RZV
SRZG
(Shielded)
Resolver Sensor
C1(A), C2(B), C3(C)
Power Steering Link Assembly
∗1 : w/ VGRS
∗3 : w/ Adaptive Variable Suspension
∗5 : w/ Stop & Start System
∗6 : w/o Stop & Start System

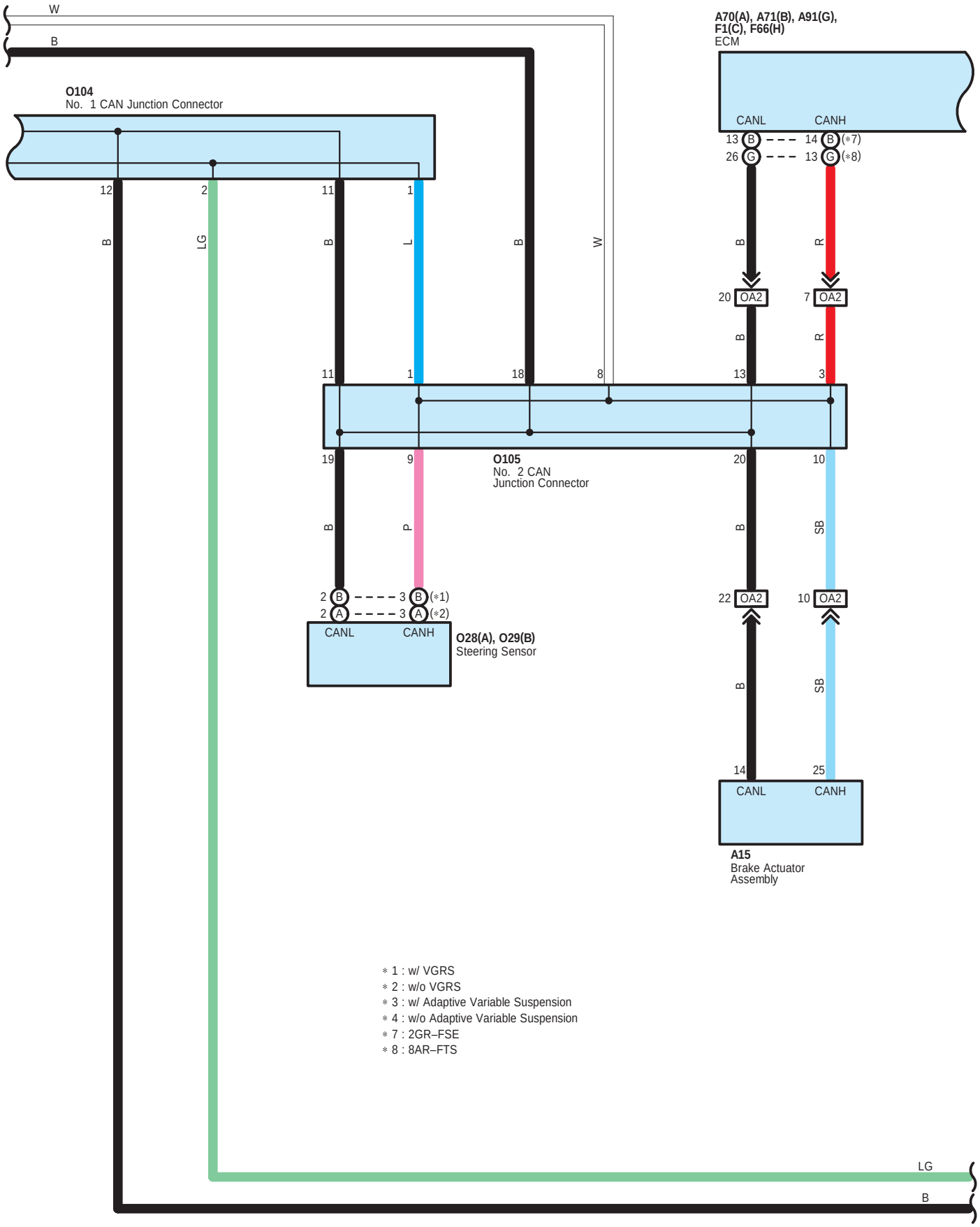
W
B
O104
No. 1 CAN Junction Connector
12
2
11
1
B
LG
B
L
B
W
A70(A), A71(B), A91(G),
F1(C), F66(H)
ECM
CANL
CANH
13 B
26 G
14 B (*7)
13 G (*8)
B
R
20 OA2
7 OA2
B
R
11
1
18
8
13
3
19
9
O105
No. 2 CAN
Junction Connector
20
10
B
P
B
SB
2 B
2 A
3 B (*1)
3 A (*2)
CANL
CANH
O28(A), O29(B)
Steering Sensor
22 OA2
10 OA2
B
SB
14
25
CANL
CANH
A15
Brake Actuator
Assembly
* 1 : w/ VGRS
* 2 : w/o VGRS
* 3 : w/ Adaptive Variable Suspension
* 4 : w/o Adaptive Variable Suspension
* 7 : 2GR–FSE
* 8 : 8AR–FTS
LG
B

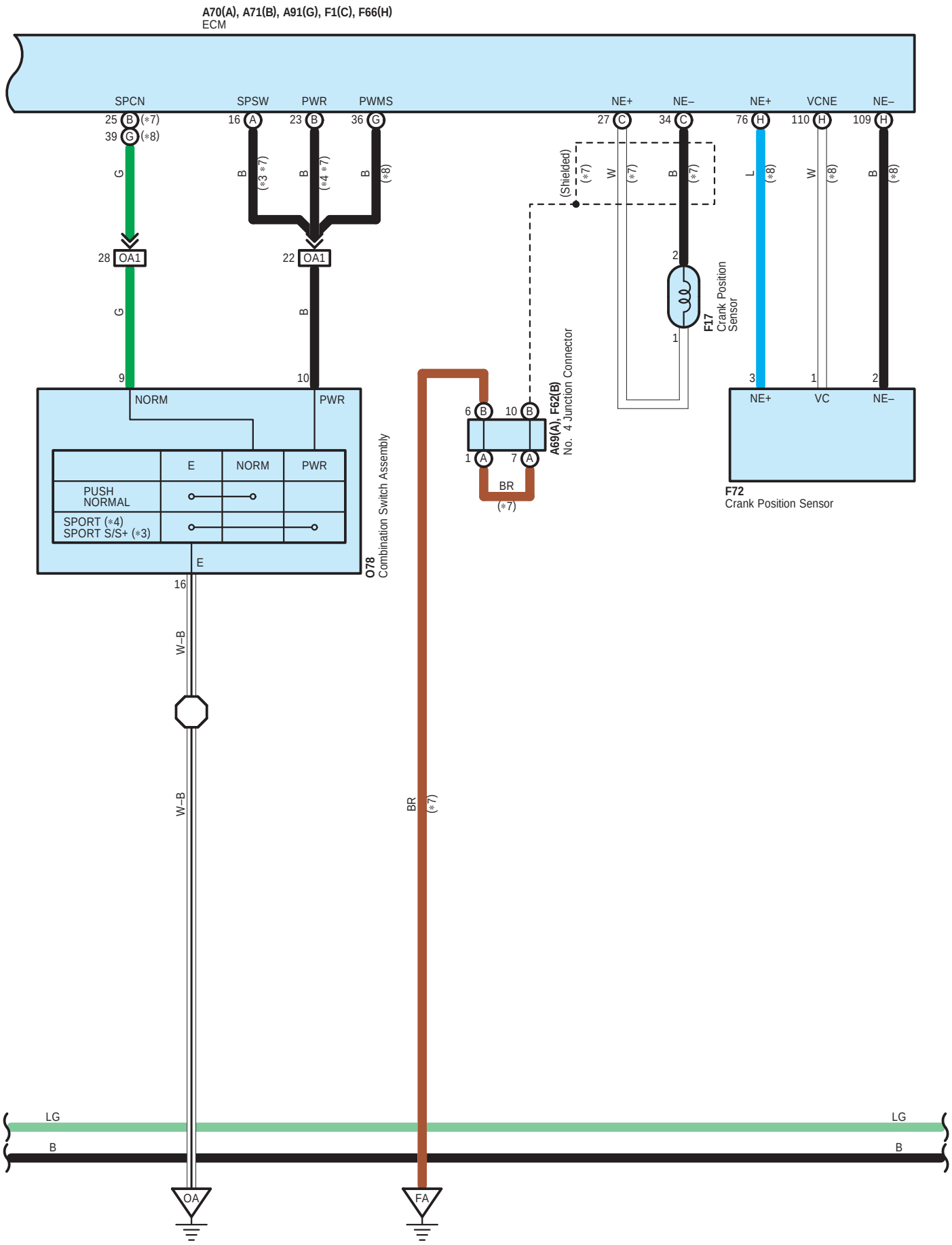
A70(A), A71(B), A91(G), F1(C), F66(H)
ECM
SPCN
SPSW
PWR
PWMS
NE+
NE–
NE+
VCNE
NE–
25 B (*7)
39 G (*8)
16 A
23 B
36 G
27 C
34 C
76 H
110 H
109 H
G
B (*3 *7)
B (*4 *7)
B (*8)
(Shielded)
W (*7)
B (*7)
L (*8)
W (*8)
B (*8)
28 OA1
22 OA1
G
B
2
1
F17
Crank Position Sensor
9
10
3
1
2
NORM
PWR
NE+
VC
NE–
6 B
10 B
1 A
7 A
A69(A), F62(B)
No. 4 Junction Connector
BR
(*7)
F72
Crank Position Sensor
E
NORM
PWR
PUSH NORMAL
SPORT (*4)
SPORT S/S+ (*3)
E
O78
Combination Switch Assembly
16
W–B
W–B
BR
(*7)
LG
B
LG
B
OA
FA

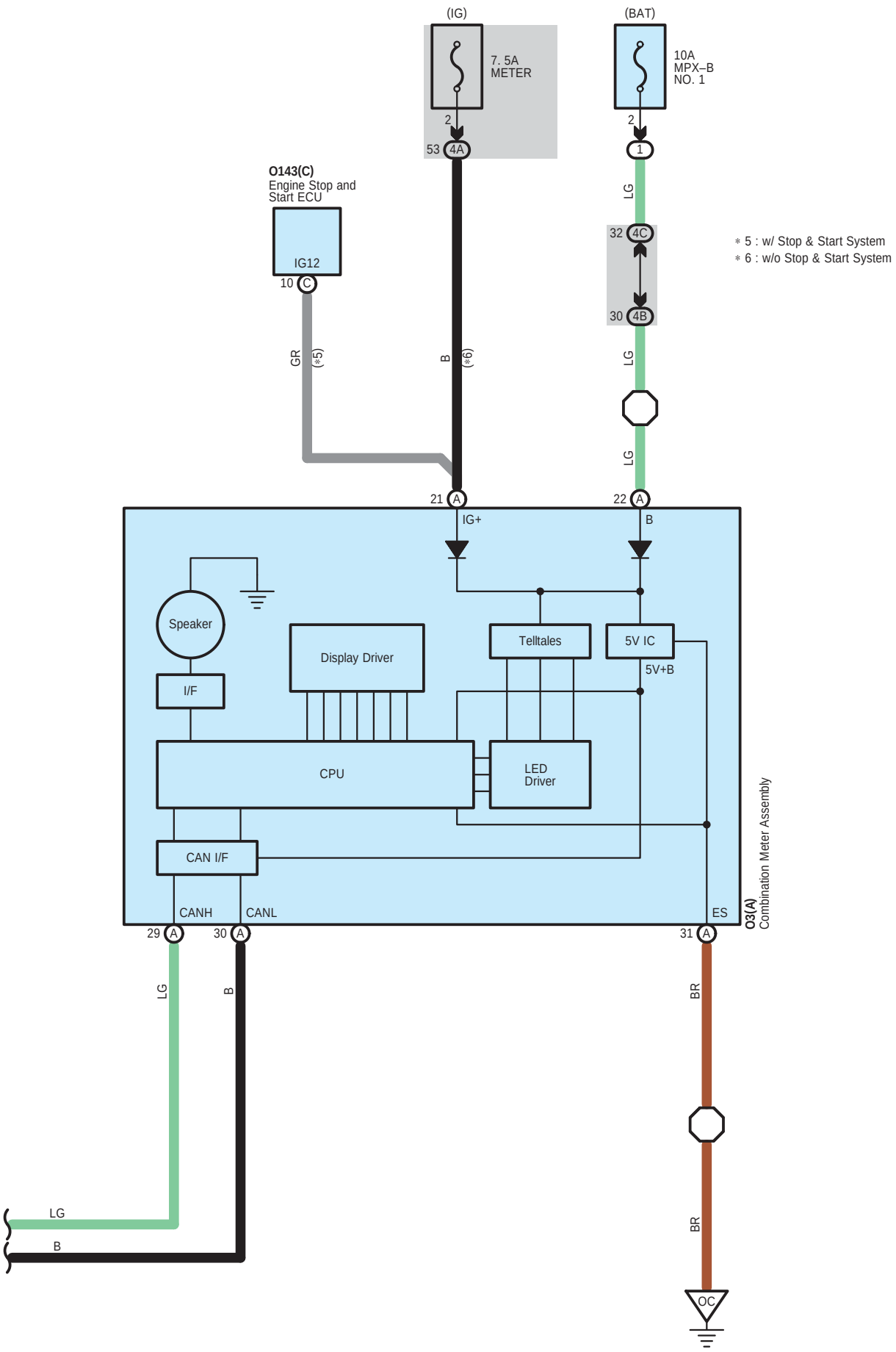
(IG)
7. 5A
METER
2
53 4A
(BAT)
10A
MPX–B
NO. 1
2
1
LG
32 4C
30 4B
LG
LG
O143(C)
Engine Stop and
Start ECU
IG12
10 C
GR
(*5)
B
(*6)
∗ 5 : w/ Stop & Start System
∗ 6 : w/o Stop & Start System
21 A
22 A
IG+
B
Speaker
I/F
Display Driver
Telltales
5V IC
5V+B
CPU
LED
Driver
CAN I/F
CANH
CANL
ES
O3(A)
Combination Meter Assembly
29 A
30 A
31 A
LG
B
BR
BR
LG
B
OC

A15
Black

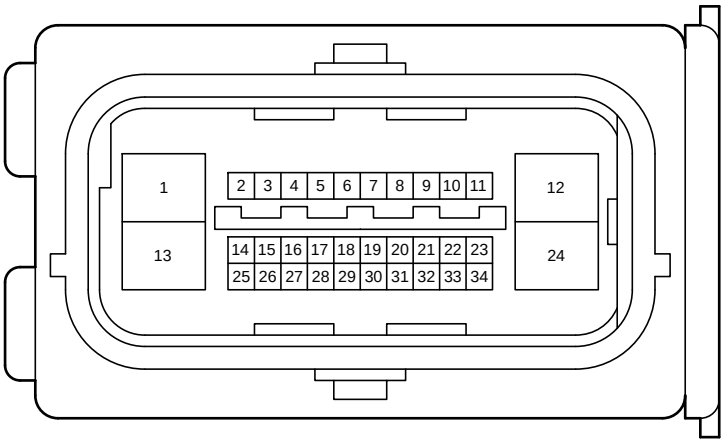

90980-12686

A18
Black

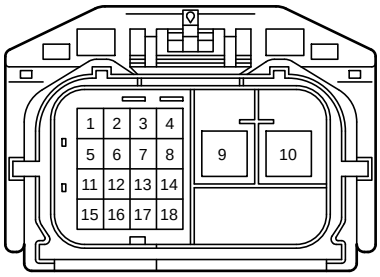

90980-12573

A69
Gray

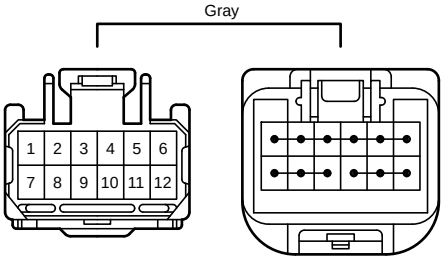

90980-11661

A70
White

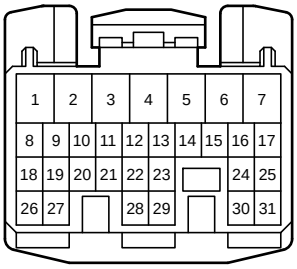

90980-12525

A71
White

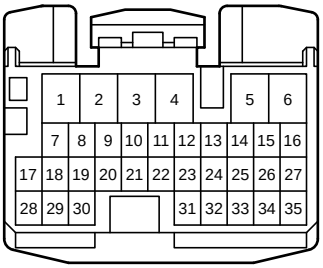

90980-12529

A91
Black

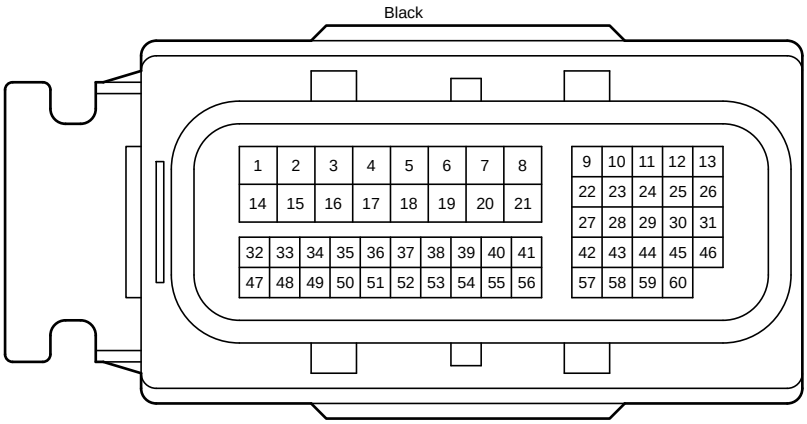

90980-12931

C1
Gray

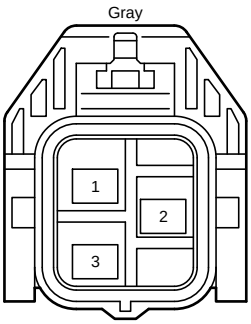

90980-12648

C2
Gray

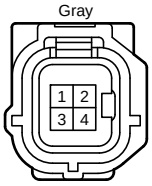

90980-12495

C3
Gray

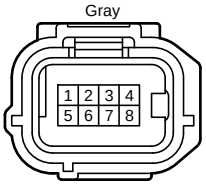

90980-12520

C4
Black

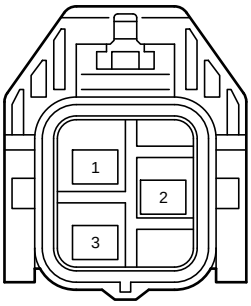

90980-12648

C5
Black

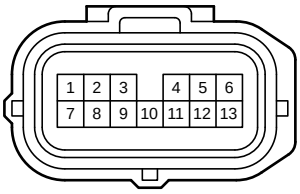

90980-12326

F1
White

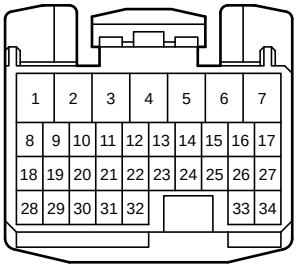

90980-12527

F17
Black

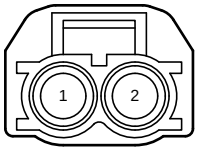

90980-12611

F62
Gray

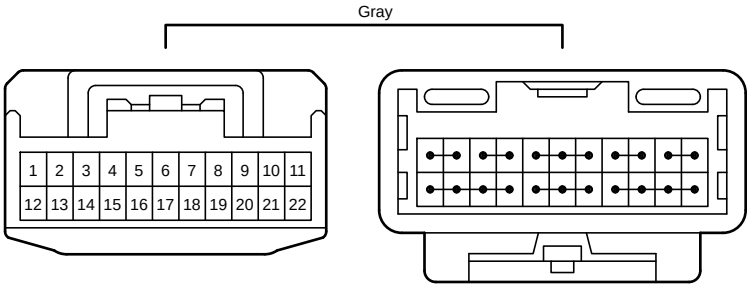

90980-11661

F66
Black

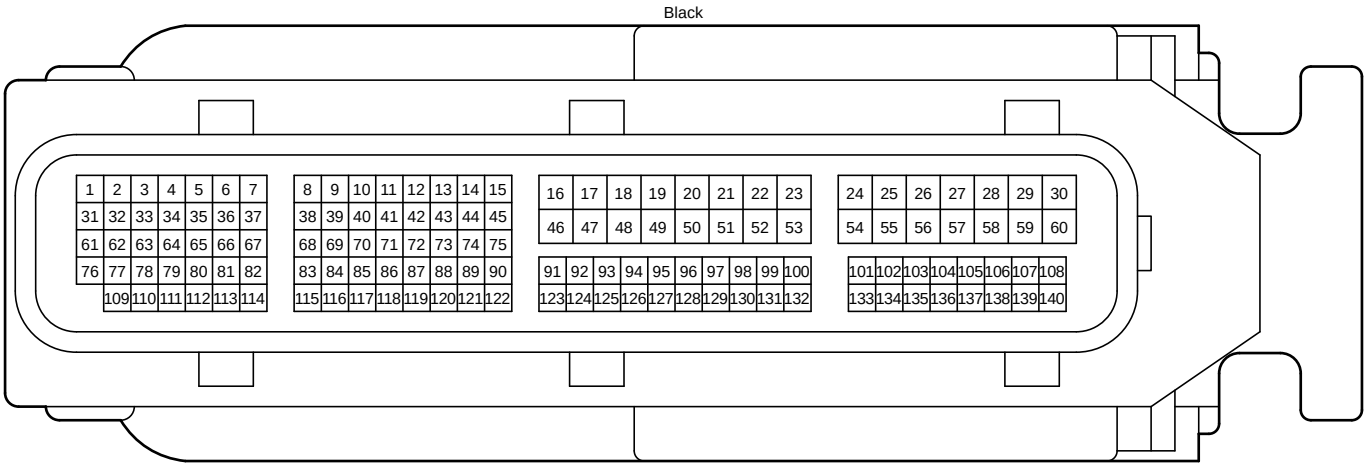

90980-12836

F72
Black

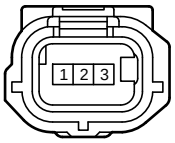

90980-12353

O3
Black

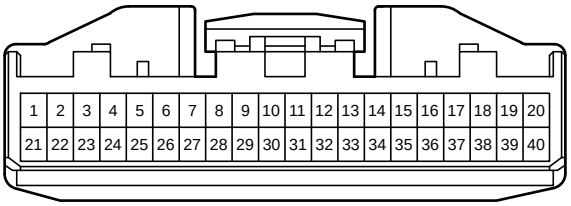

90980-12557

O8
White

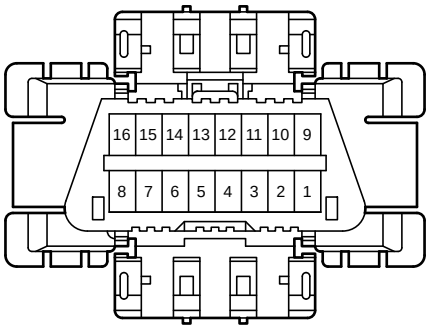

90980-11665

O10
White

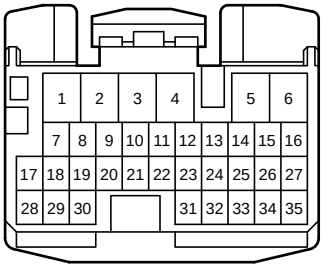

90980-12529

O16
White

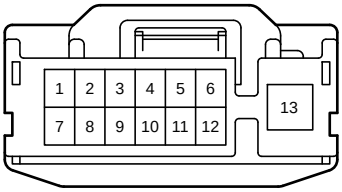

82824-30580

O28
Black



90980-12551

O29
White

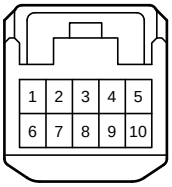

90980-12368

O38
Black

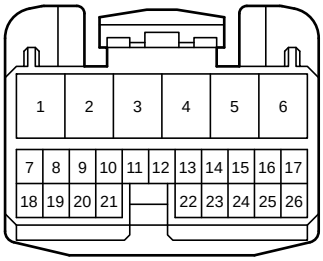

82824-50310

O46
White

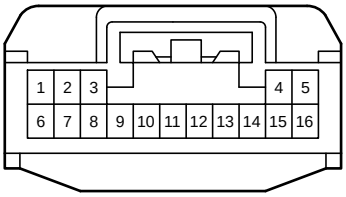

90980-12423

O78
Black



90980-12553

O104
White

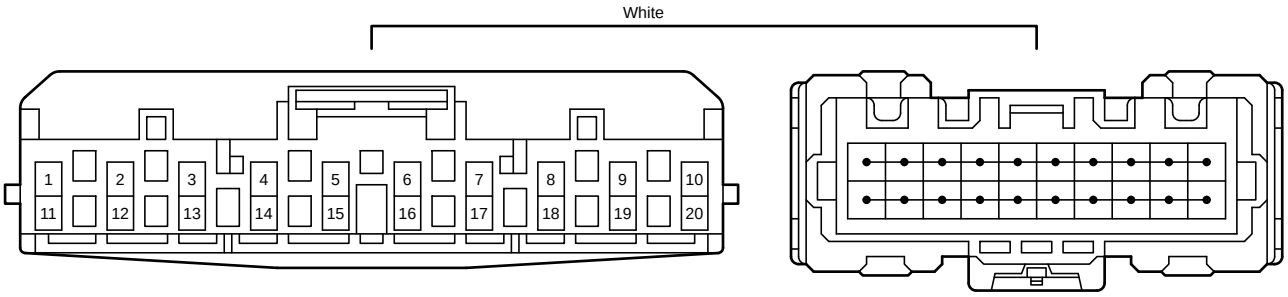

90980-12A58

O105
White

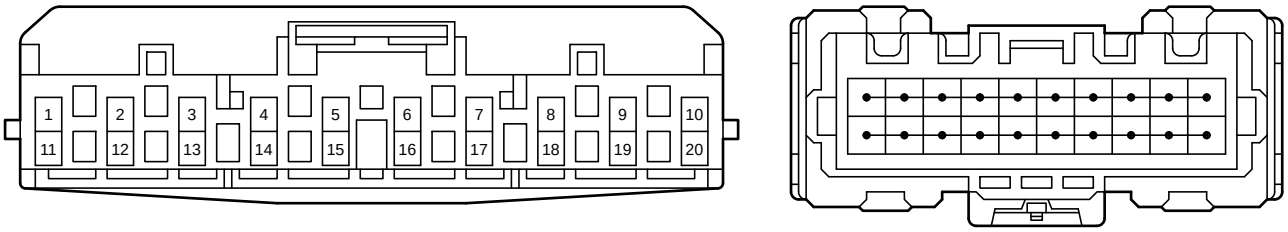

90980-12A58

O108
Black

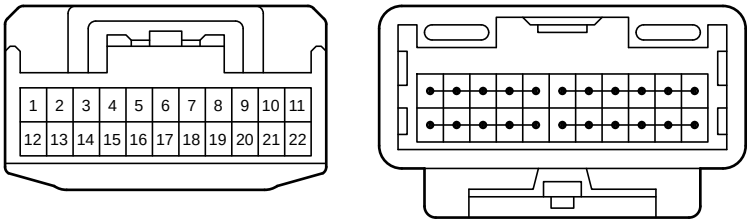

90980-12372

O143
Black

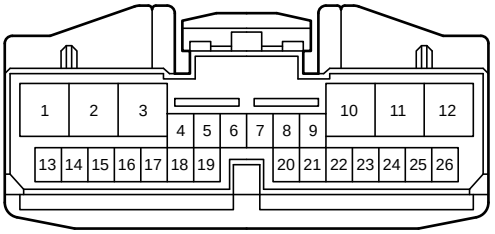

82824-12510

U1
Black

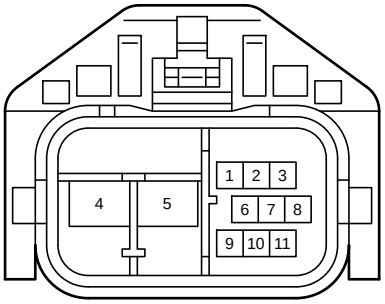

90980-12483

U53
White

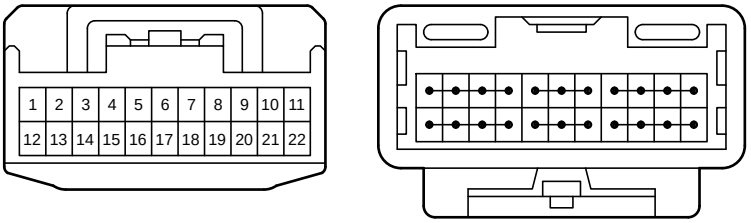

90980-12372

4A
White

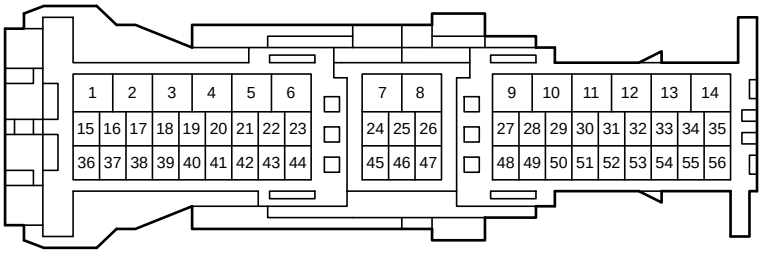

90980-12943

4B
White

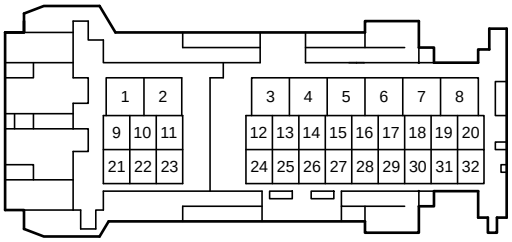

90980-12A48

4C
White

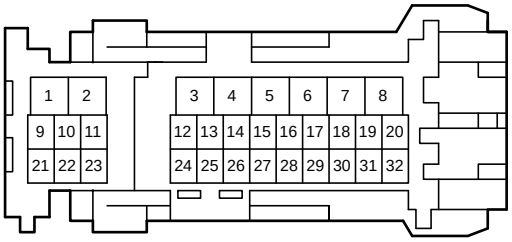

90980-12A47

OA1
White

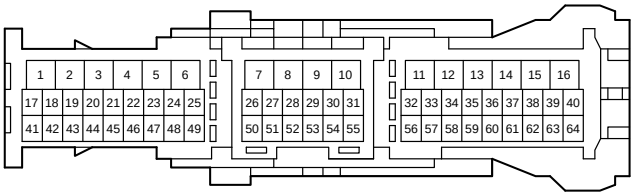

90980-12774

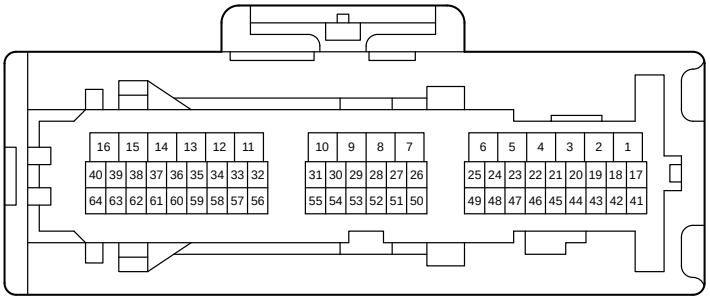

90980-12798

OA2
White

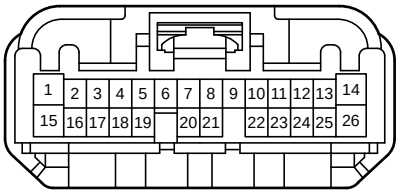

82824-24090

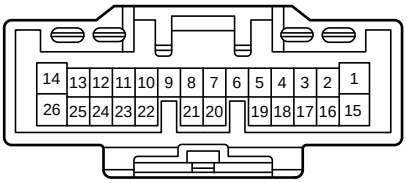

82824-24080

OA5
White

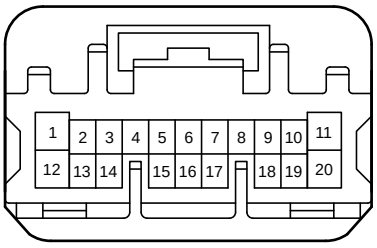

90980-12741

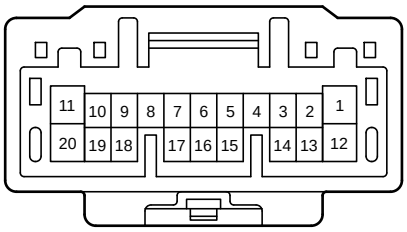

90980-12740

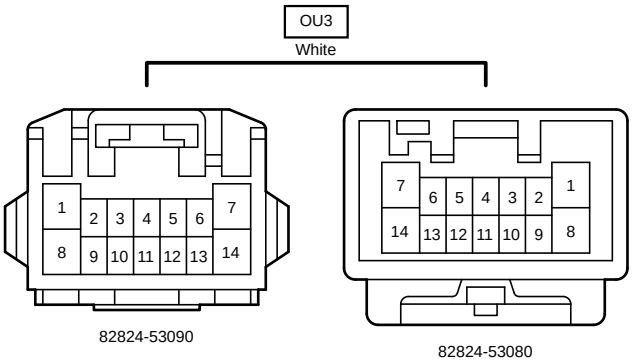
OU3
White
1
2
3
4
5
6
7
8
9
10
11
12
13
14
82824-53090
7
6
5
4
3
2
1
14
13
12
11
10
9
8
82824-53080