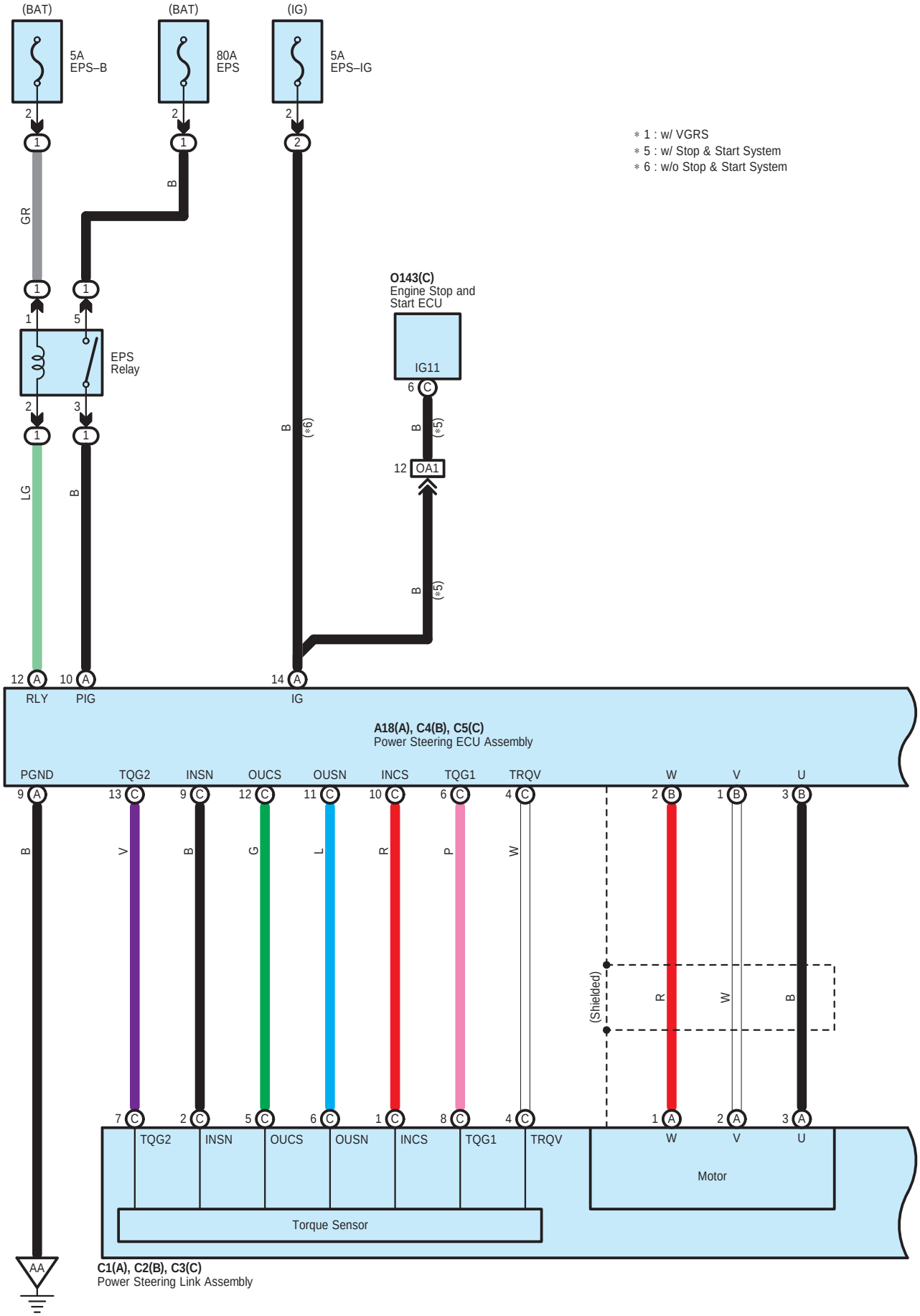
(BAT)
5A
EPS–B
(BAT)
80A
EPS
(IG)
5A
EPS–IG
∗ 1 : w/ VGRS
∗ 5 : w/ Stop & Start System
∗ 6 : w/o Stop & Start System
GR
B
EPS
Relay
O143(C)
Engine Stop and
Start ECU
IG11
OA1
(∗6)
(∗5)
LG
RLY
PIG
IG
A18(A), C4(B), C5(C)
Power Steering ECU Assembly
PGND
TQG2
INSN
OUCS
OUSN
INCS
TQG1
TRQV
W
V
U
(Shielded)
Motor
Torque Sensor
C1(A), C2(B), C3(C)
Power Steering Link Assembly

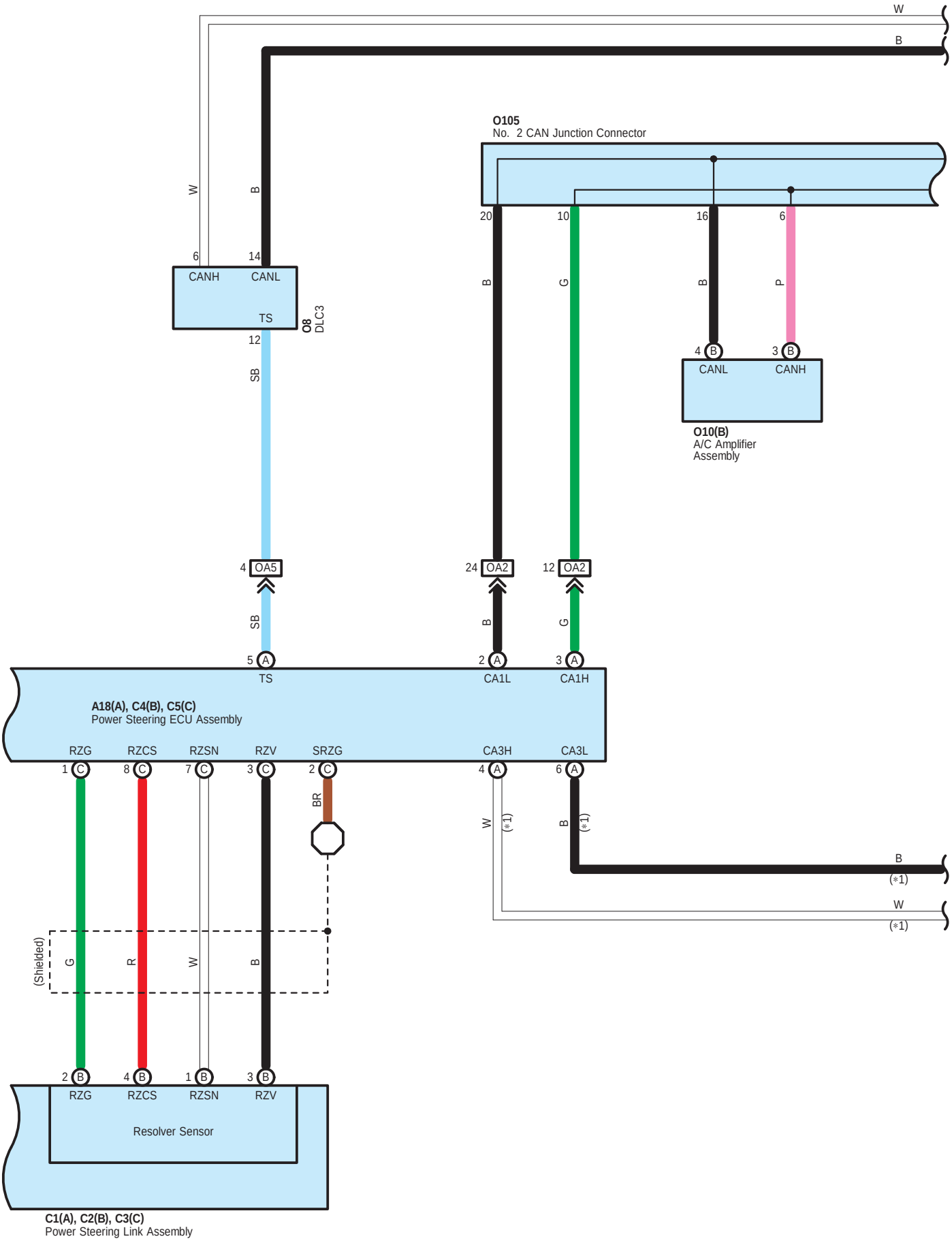
W
B
O105
No. 2 CAN Junction Connector
20
10
16
6
W
B
6
14
CANH
CANL
TS
O8
DLC3
12
SB
B
G
B
P
4
3
CANL
CANH
O10(B)
A/C Amplifier
Assembly
4
OA5
24
OA2
12
OA2
SB
B
G
5
2
3
TS
CA1L
CA1H
A18(A), C4(B), C5(C)
Power Steering ECU Assembly
RZG
RZCS
RZSN
RZV
SRZG
CA3H
CA3L
1
8
7
3
2
4
6
BR
W
(*1)
B
(*1)
B
(*1)
W
(*1)
(Shielded)
G
R
W
B
2
4
1
3
RZG
RZCS
RZSN
RZV
Resolver Sensor
C1(A), C2(B), C3(C)
Power Steering Link Assembly

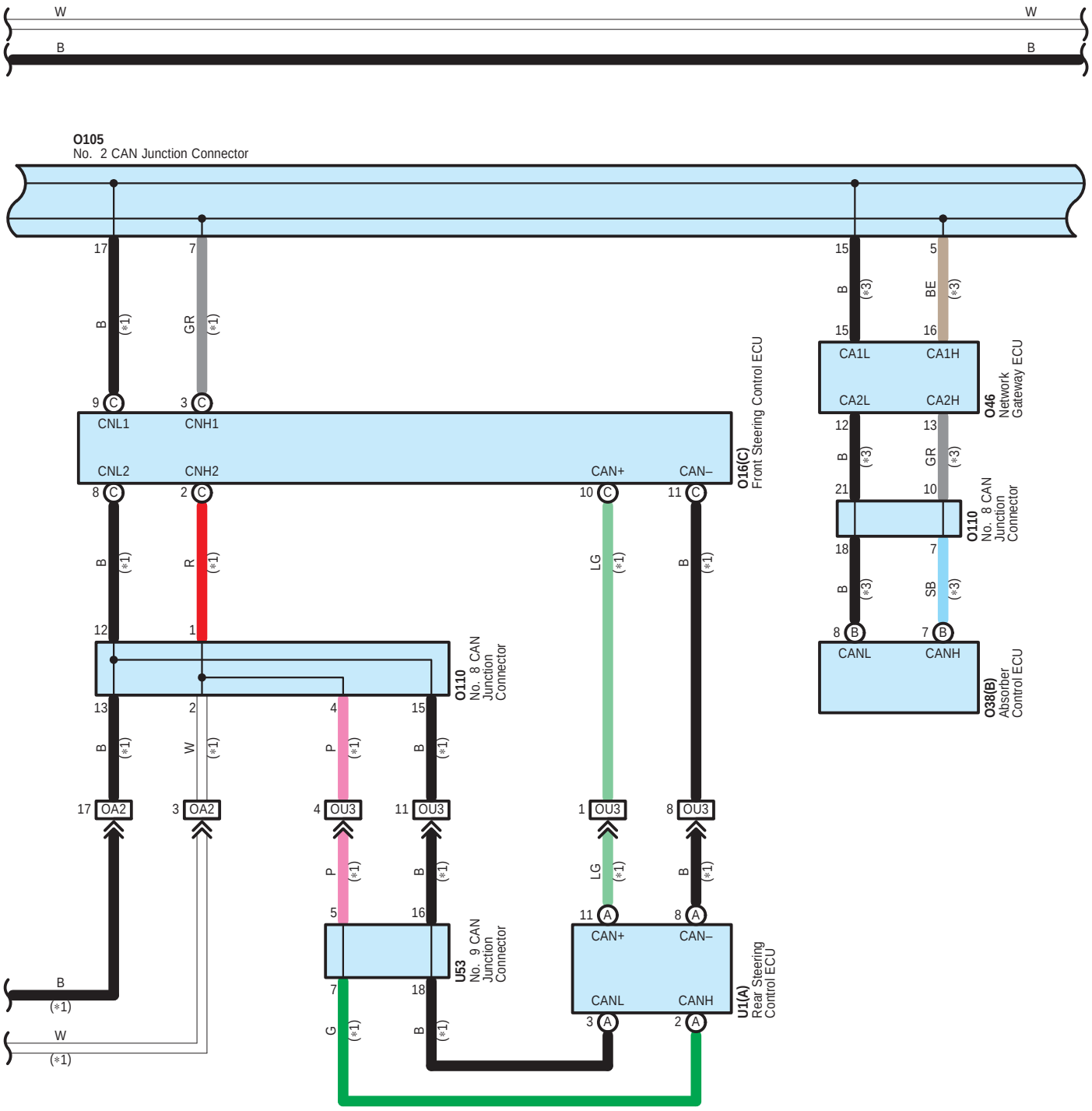
W
B
O105
No. 2 CAN Junction Connector
O16(C)
Front Steering Control ECU
CNL1
CNH1
CNL2
CNH2
CAN+
CAN–
O46
Network Gateway ECU
CA1L
CA1H
CA2L
CA2H
O110
No. 8 CAN Junction Connector
O38(B)
Absorber Control ECU
CANL
CANH
OA2
OU3
U53
No. 9 CAN Junction Connector
U1(A)
Rear Steering Control ECU
(*1)
(*3)

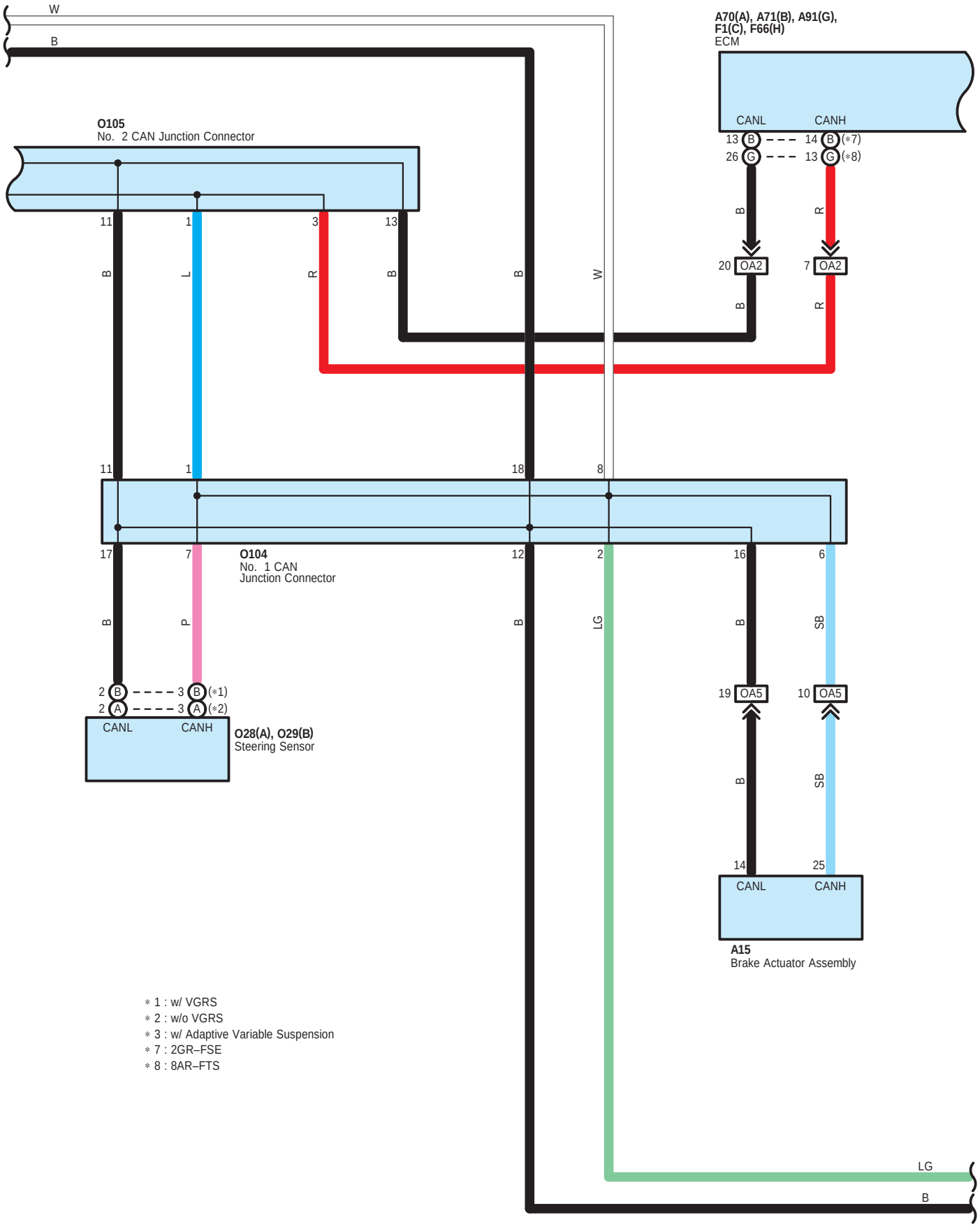
W
B
A70(A), A71(B), A91(G),
F1(C), F66(H)
ECM
CANL
CANH
13 B
14 B (*7)
26 G
13 G (*8)
O105
No. 2 CAN Junction Connector
11
1
3
13
B
L
R
B
B
W
B
R
20 OA2
7 OA2
B
R
11
1
18
8
17
7
O104
No. 1 CAN
Junction Connector
12
2
16
6
B
P
B
LG
B
SB
2 B
3 B (*1)
2 A
3 A (*2)
CANL
CANH
O28(A), O29(B)
Steering Sensor
19 OA5
10 OA5
B
SB
14
25
CANL
CANH
A15
Brake Actuator Assembly
* 1 : w/ VGRS
* 2 : w/o VGRS
* 3 : w/ Adaptive Variable Suspension
* 7 : 2GR–FSE
* 8 : 8AR–FTS
LG
B

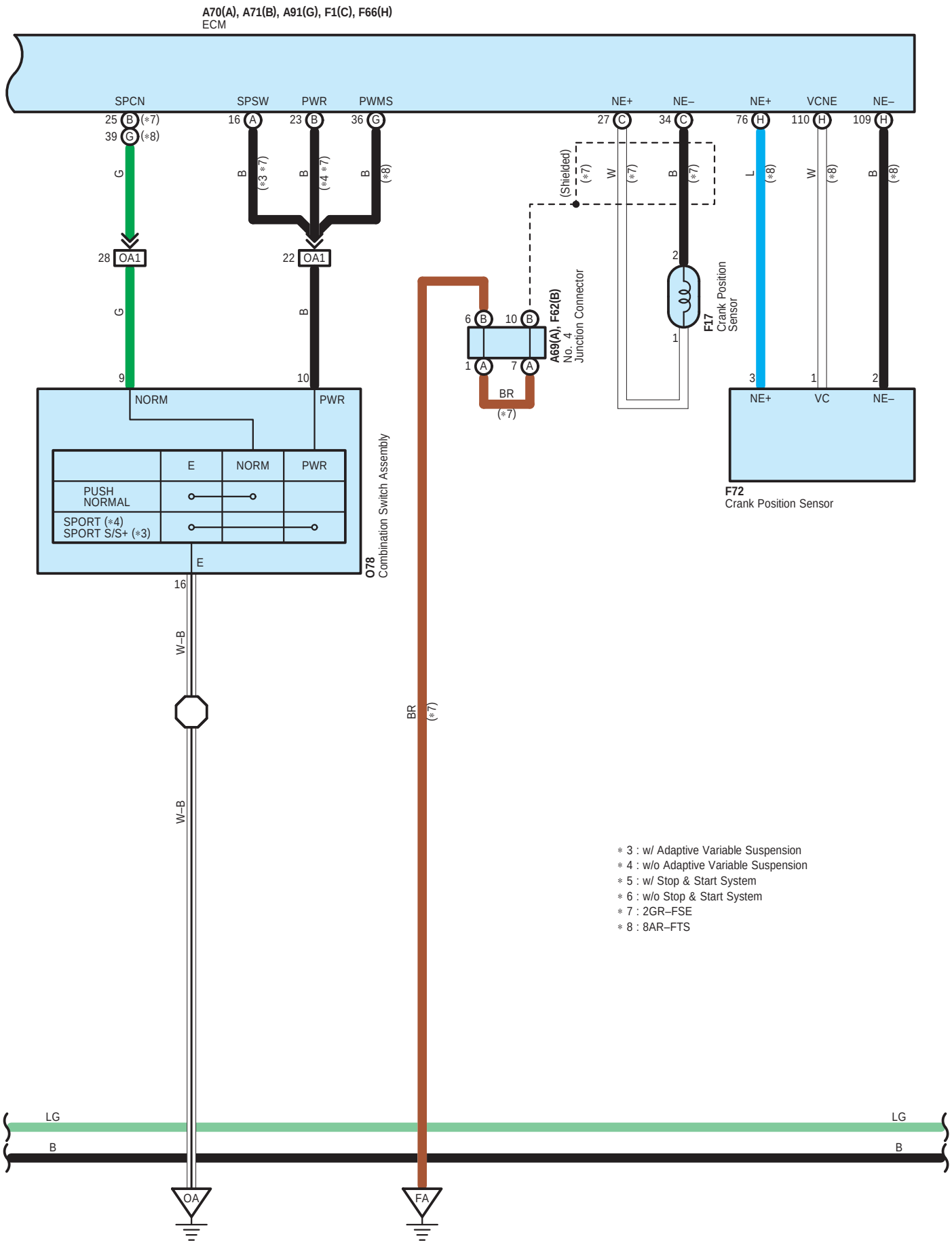
A70(A), A71(B), A91(G), F1(C), F66(H)
ECM
SPCN
SPSW
PWR
PWMS
NE+
NE–
NE+
VCNE
NE–
25 B (*7)
39 G (*8)
16 A
23 B
36 G
27 C
34 C
76 H
110 H
109 H
G
B (*3 *7)
B (*4 *7)
B (*8)
(Shielded)
W (*7)
B (*7)
L (*8)
W (*8)
B (*8)
28 OA1
22 OA1
G
B
2
1
F17
Crank Position Sensor
6 B
10 B
1 A
7 A
A69(A), F62(B)
No. 4
Junction Connector
BR
(*7)
9
10
NORM
PWR
E
NORM
PWR
PUSH
NORMAL
SPORT (*4)
SPORT S/S+ (*3)
E
O78
Combination Switch Assembly
3
1
2
NE+
VC
NE–
F72
Crank Position Sensor
16
W–B
W–B
BR
(*7)
* 3 : w/ Adaptive Variable Suspension
* 4 : w/o Adaptive Variable Suspension
* 5 : w/ Stop & Start System
* 6 : w/o Stop & Start System
* 7 : 2GR–FSE
* 8 : 8AR–FTS
LG
B
LG
B
OA
FA

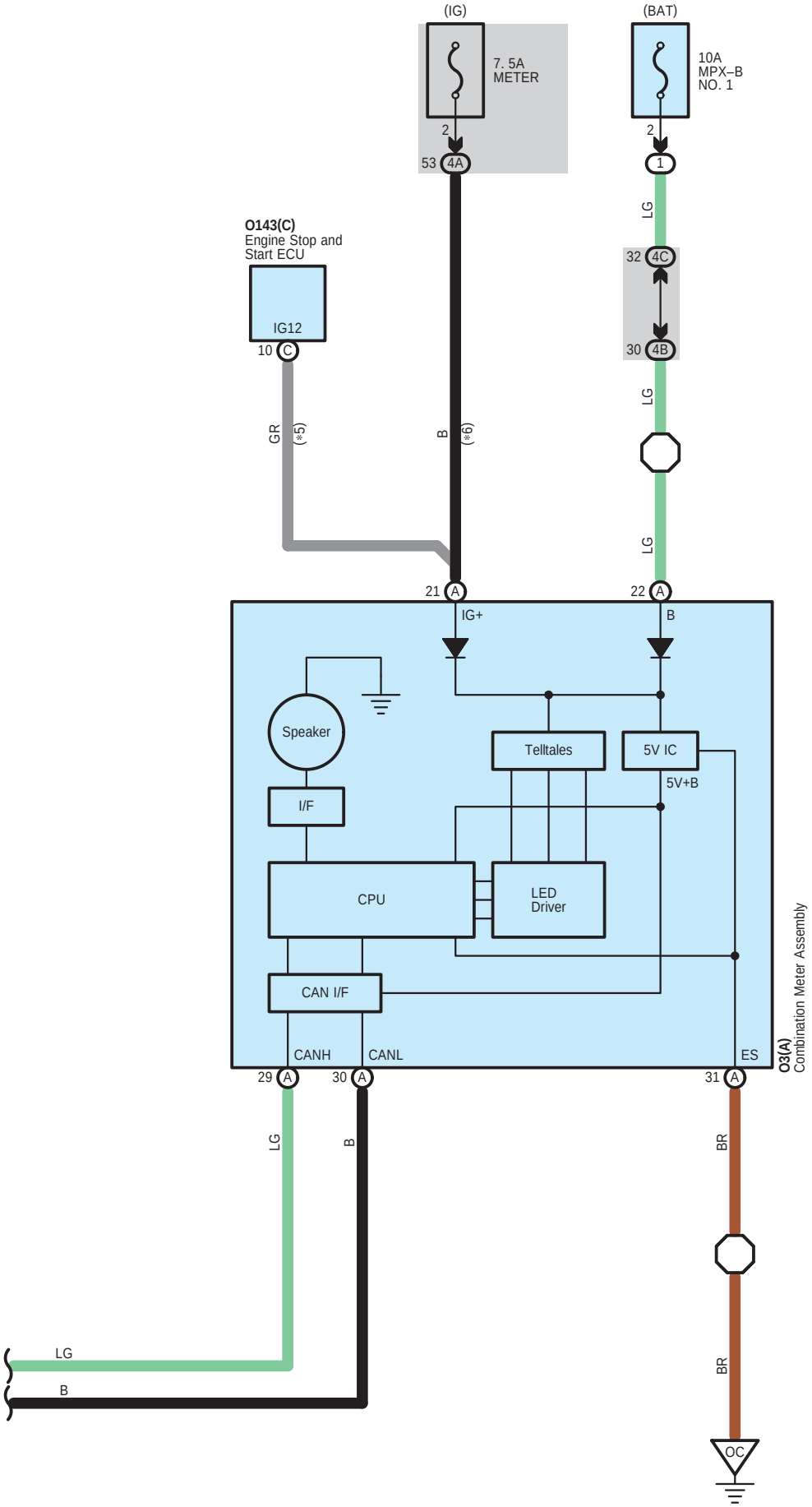
(IG)
7. 5A
METER
(BAT)
10A
MPX–B
NO. 1
2
53 4A
2
1
LG
O143(C)
Engine Stop and
Start ECU
IG12
10 C
32 4C
30 4B
LG
GR
(*5)
B
(*6)
LG
21 A
22 A
IG+
B
Speaker
Telltales
5V IC
5V+B
I/F
CPU
LED
Driver
CAN I/F
CANH
CANL
ES
O3(A)
Combination Meter Assembly
29 A
30 A
31 A
LG
B
BR
LG
B
BR
OC

A15
Black

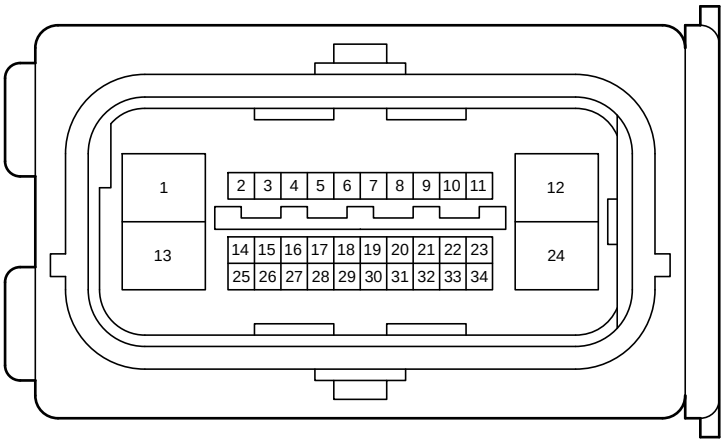

90980-12686

A18
Black

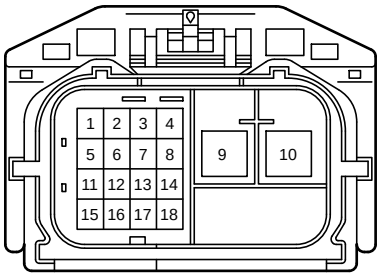

90980-12573

A69
Gray

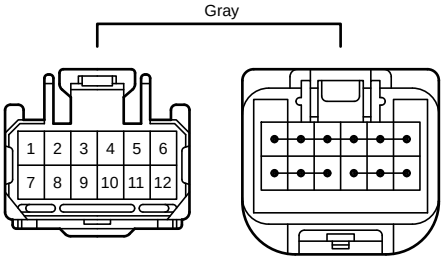

90980-11661

A70
White

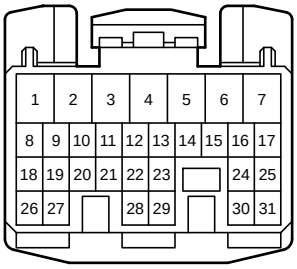

90980-12525

A71
White

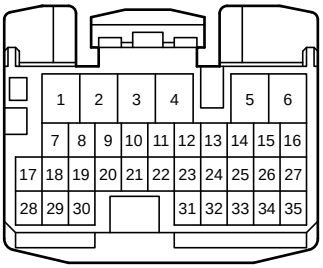

90980-12529

A91
Black

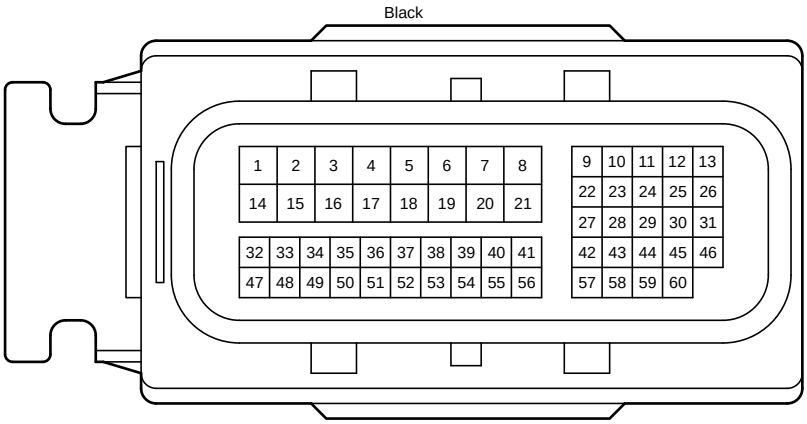

90980-12931

C1
Gray

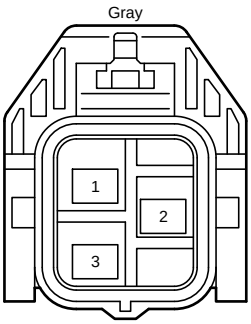

90980-12648

C2
Gray

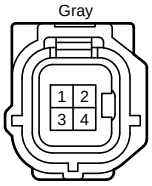

90980-12495

C3
Gray

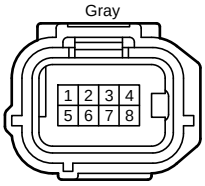

90980-12520

C4
Black

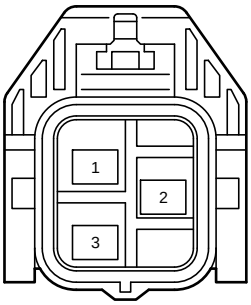

90980-12648

C5
Black

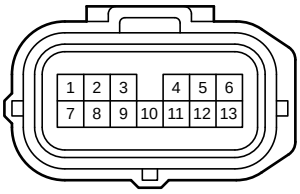

90980-12326

F1
White

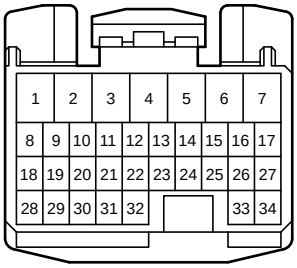

90980-12527

F17
Black

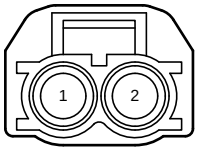

90980-12611

F62
Gray

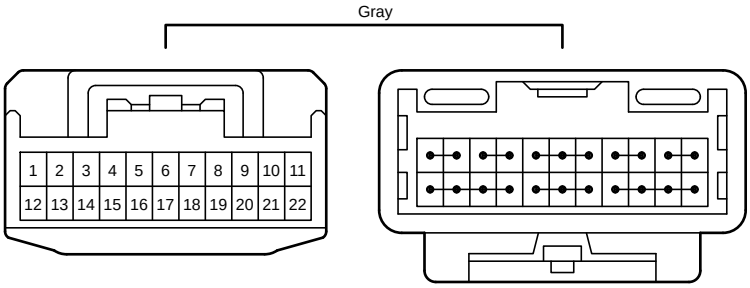

90980-11661

F66
Black

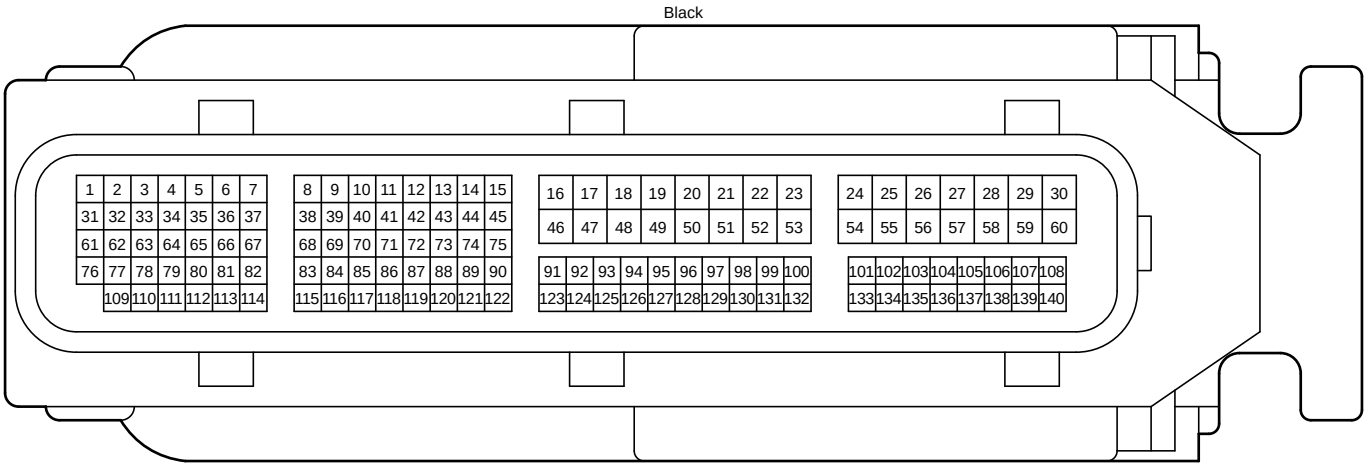

90980-12836

F72
Black

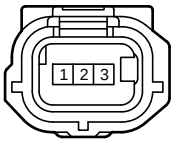

90980-12353

O3
Black

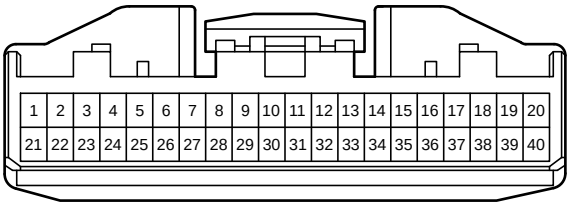

90980-12557

O8
White

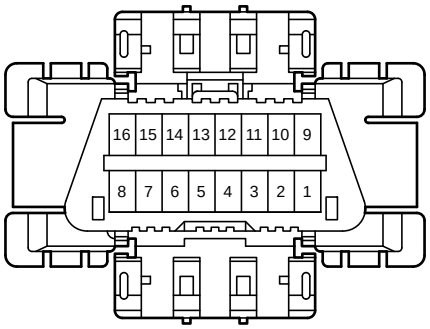

90980-11665

O10
White

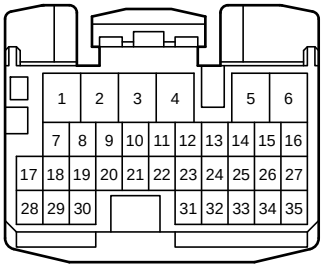

90980-12529

O16
White

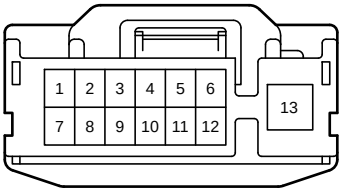

82824-30580

O28
Black



90980-12551

O29
White

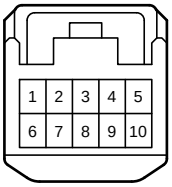

90980-12368

O38
Black

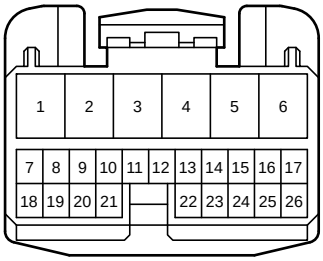

82824-50310

O46
White

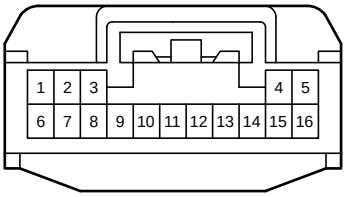

90980-12423

O78
Black



90980-12553

O104
White

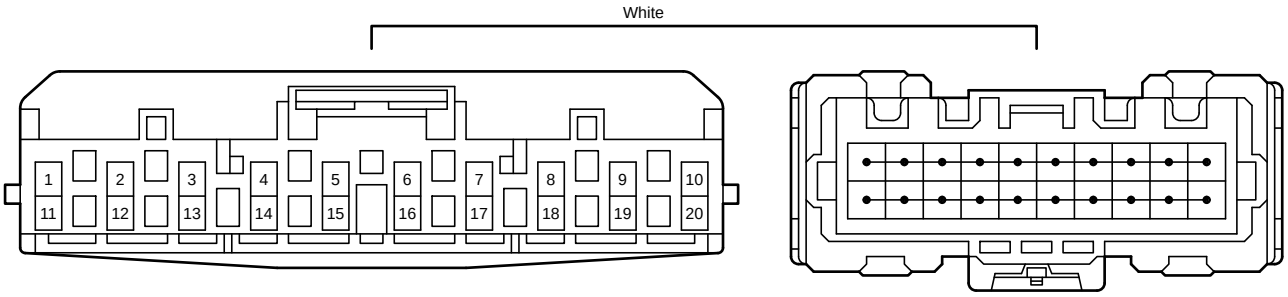

90980-12A58

O105
White

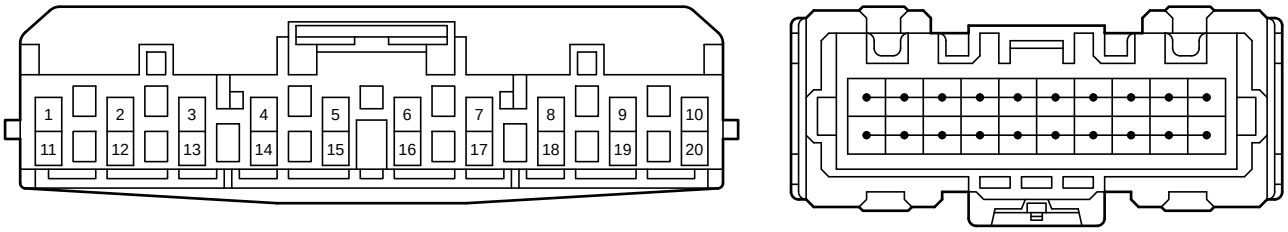

90980-12A58

O110
Black

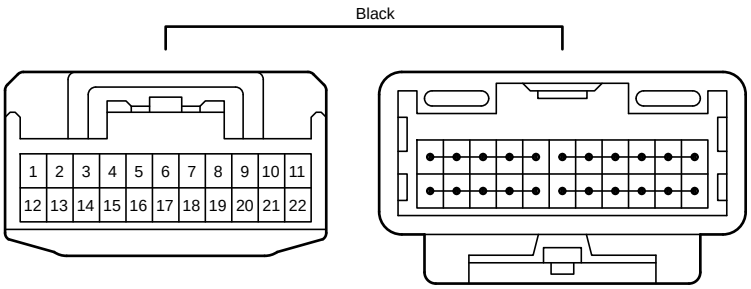

90980-12372

O143
Black

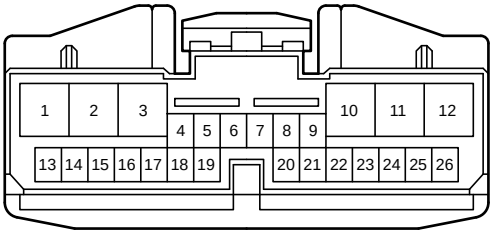

82824-12510

U1
Black

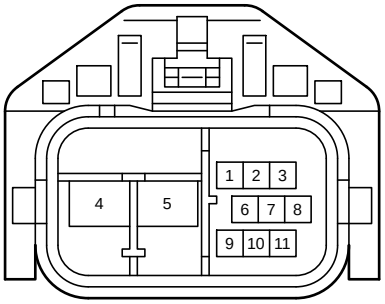

90980-12483

U53
White

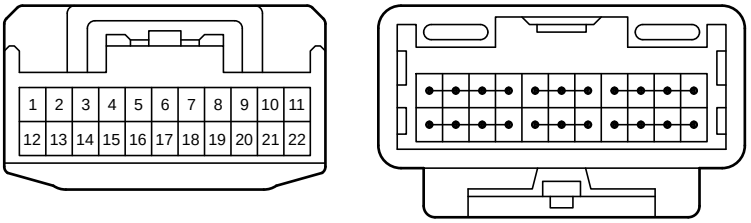

90980-12372

4A
White

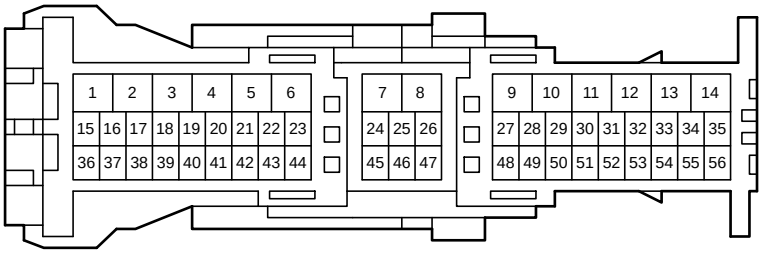

90980-12943

4B
White

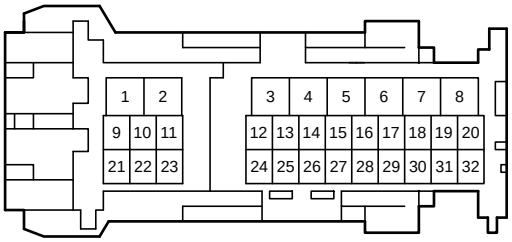

90980-12A48

4C
White

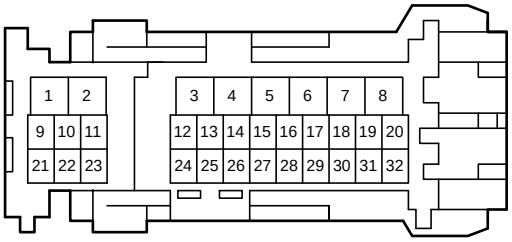

90980-12A47

OA1
White

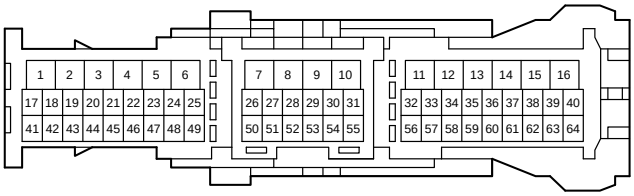

90980-12774

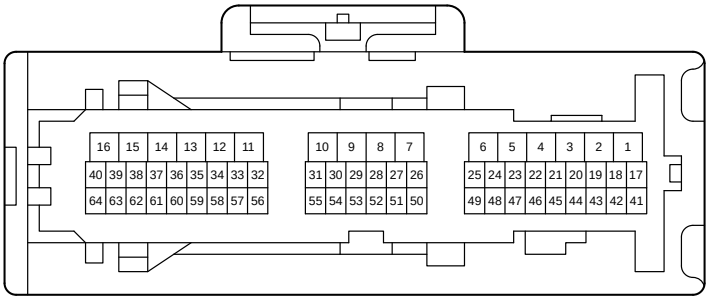

90980-12798

OA2
White

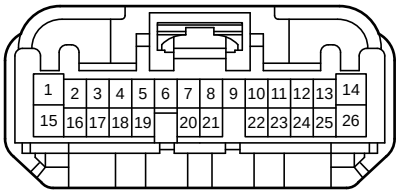

82824-24090

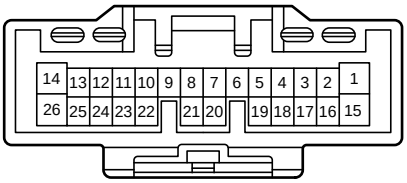

82824-24080

OA5
White

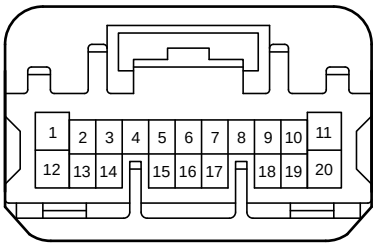

90980-12741

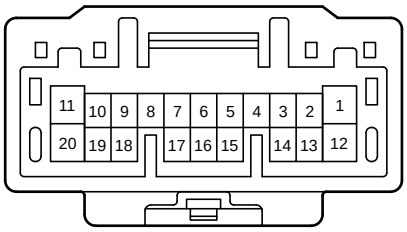

90980-12740

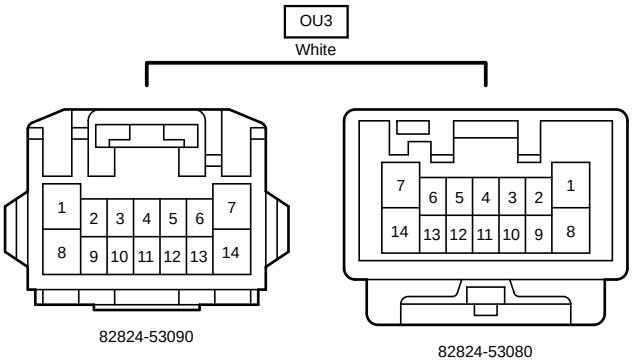
OU3
White
1
2
3
4
5
6
7
8
9
10
11
12
13
14
82824-53090
7
6
5
4
3
2
1
14
13
12
11
10
9
8
82824-53080