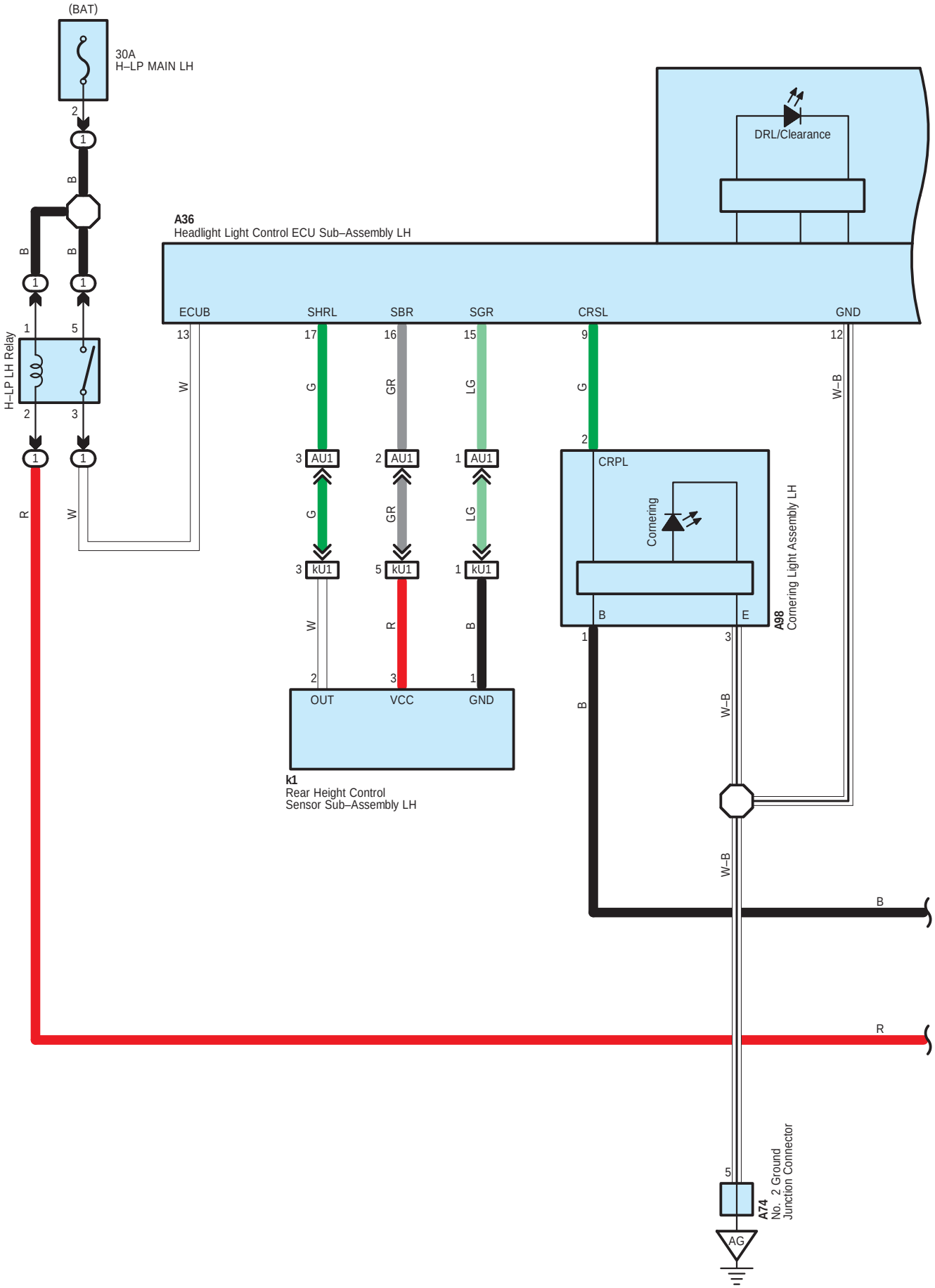
(BAT)
30A
H–LP MAIN LH
2
1
B
B
B
1
1
1
5
H–LP LH Relay
2
3
1
1
R
W
W
A36
Headlight Light Control ECU Sub–Assembly LH
DRL/Clearance
ECUB
SHRL
SBR
SGR
CRSL
GND
13
17
16
15
9
12
W
G
GR
LG
G
W–B
3
AU1
2
AU1
1
AU1
2
CRPL
G
GR
LG
Cornering
3
kU1
5
kU1
1
kU1
B
E
A98
Cornering Light Assembly LH
W
R
B
1
3
2
3
1
OUT
VCC
GND
k1
Rear Height Control
Sensor Sub–Assembly LH
B
W–B
W–B
B
R
5
A74
No. 2 Ground
Junction Connector
AG

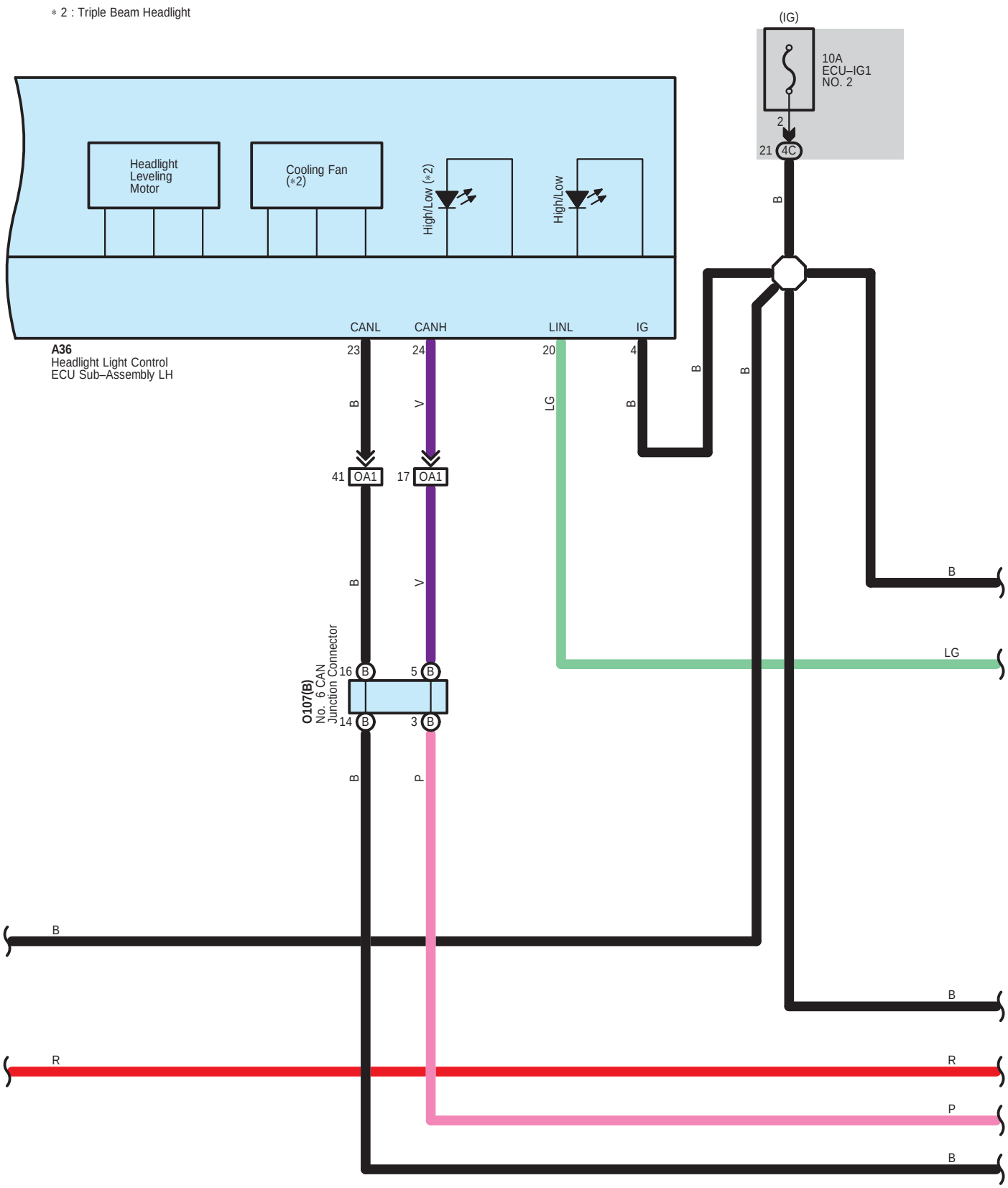
* 2 : Triple Beam Headlight
(IG)
10A
ECU–IG1
NO. 2
2
21
4C
B
Headlight
Leveling
Motor
Cooling Fan
(*2)
High/Low (*2)
High/Low
CANL
CANH
LINL
IG
A36
Headlight Light Control
ECU Sub–Assembly LH
23
24
20
4
B
V
LG
B
B
B
41
OA1
17
OA1
B
V
B
LG
O107(B)
No. 6 CAN
Junction Connector
16
B
5
B
14
B
3
B
B
P
B
B
R
R
P
B

＊2 : Triple Beam Headlight

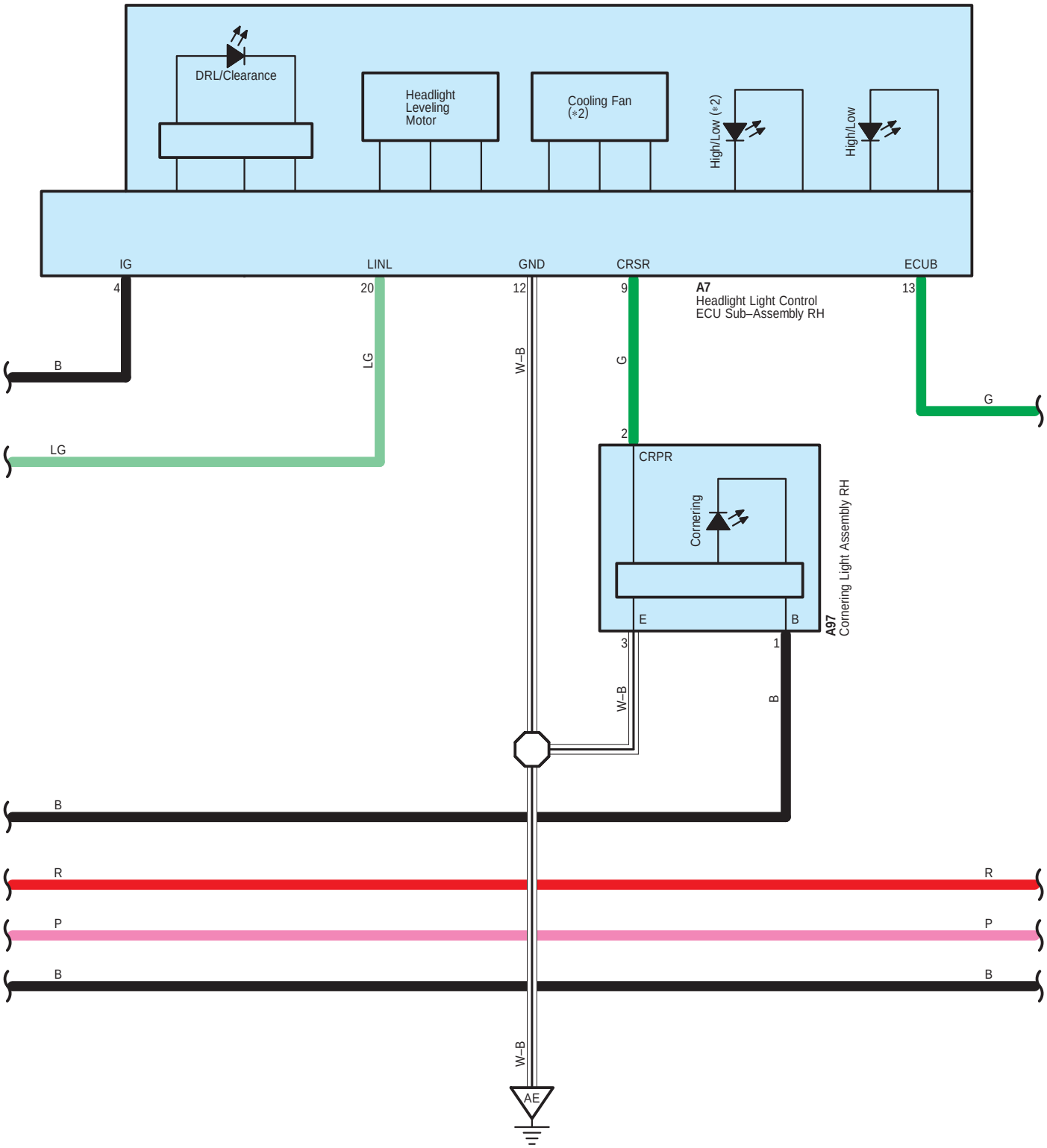

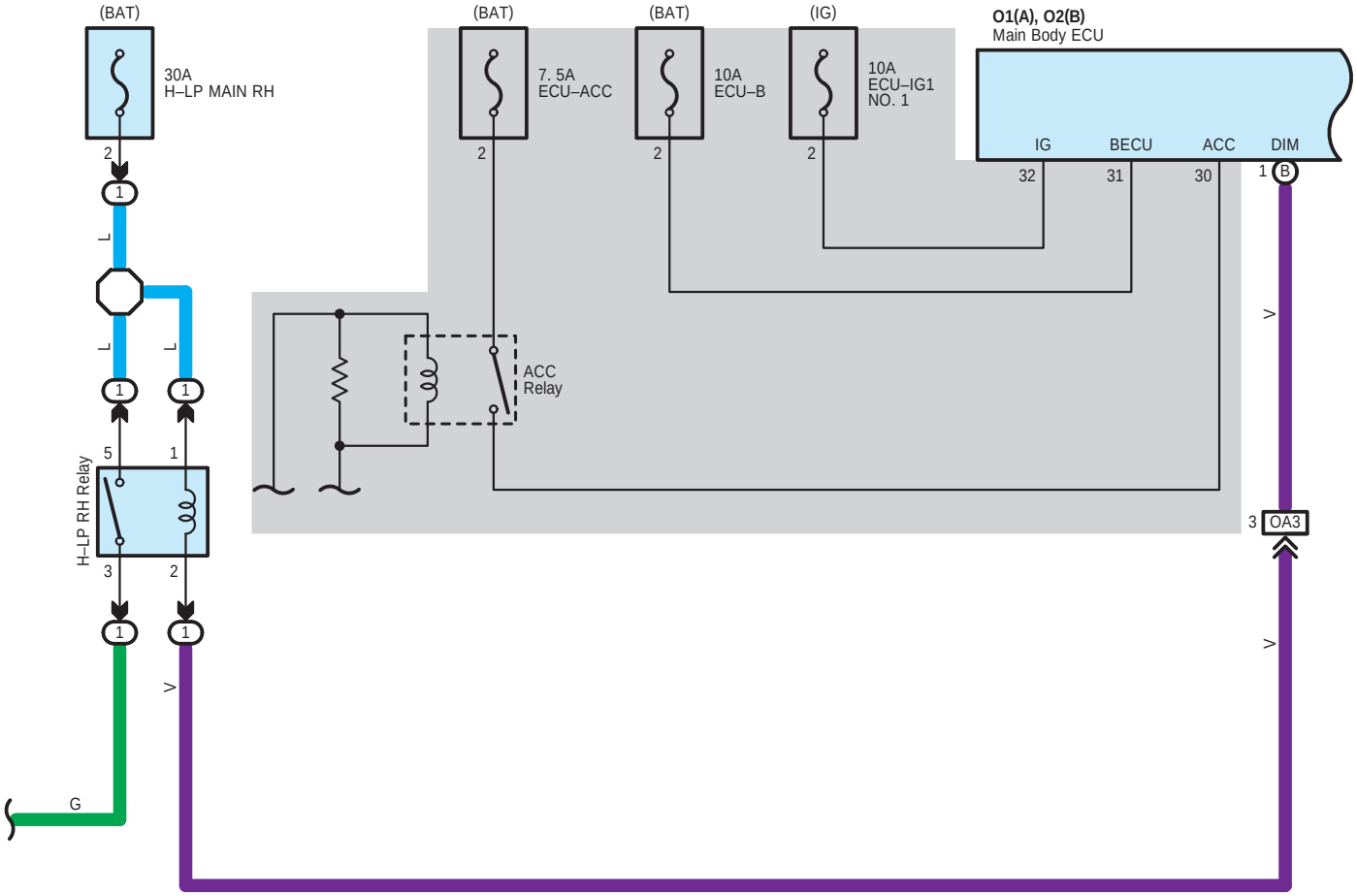
(BAT)
30A
H–LP MAIN RH
(BAT)
7. 5A
ECU–ACC
(BAT)
10A
ECU–B
(IG)
10A
ECU–IG1
NO. 1
O1(A), O2(B)
Main Body ECU
IG
BECU
ACC
DIM
32
31
30
1
B
ACC
Relay
H–LP RH Relay
5
1
3
2
L
L
L
V
V
V
3
OA3
G

R
R
P
P
B
B

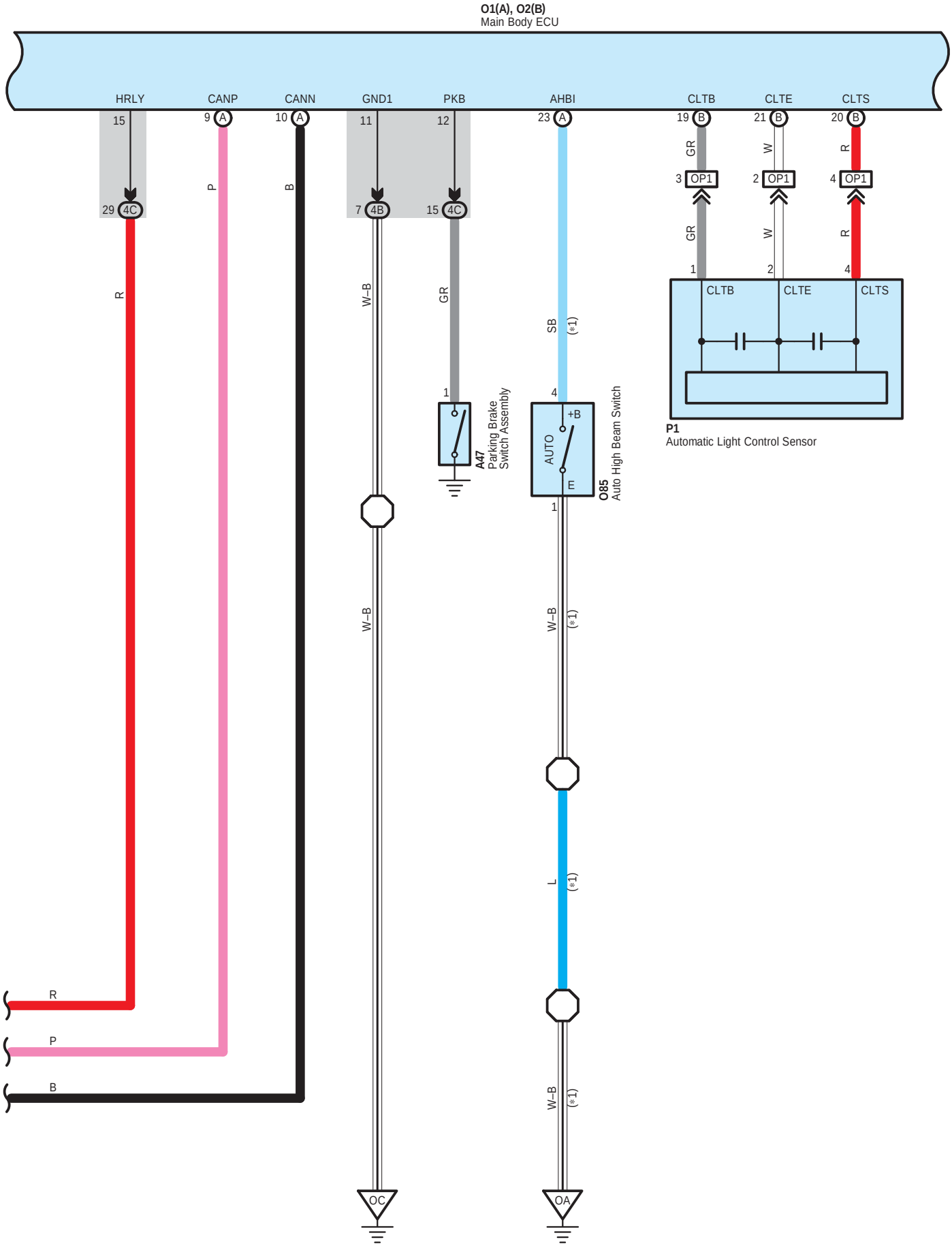
O1(A), O2(B)
Main Body ECU
HRLY
CANP
CANN
GND1
PKB
AHBI
CLTB
CLTE
CLTS
15
29 4C
9 A
10 A
11
7 4B
12
15 4C
23 A
19 B
21 B
20 B
3 OP1
2 OP1
4 OP1
1
2
4
R
P
B
W–B
GR
SB
L
W
(*1)
1
4
+B
AUTO
E
A47
Parking Brake Switch Assembly
O85
Auto High Beam Switch
P1
Automatic Light Control Sensor
OC
OA

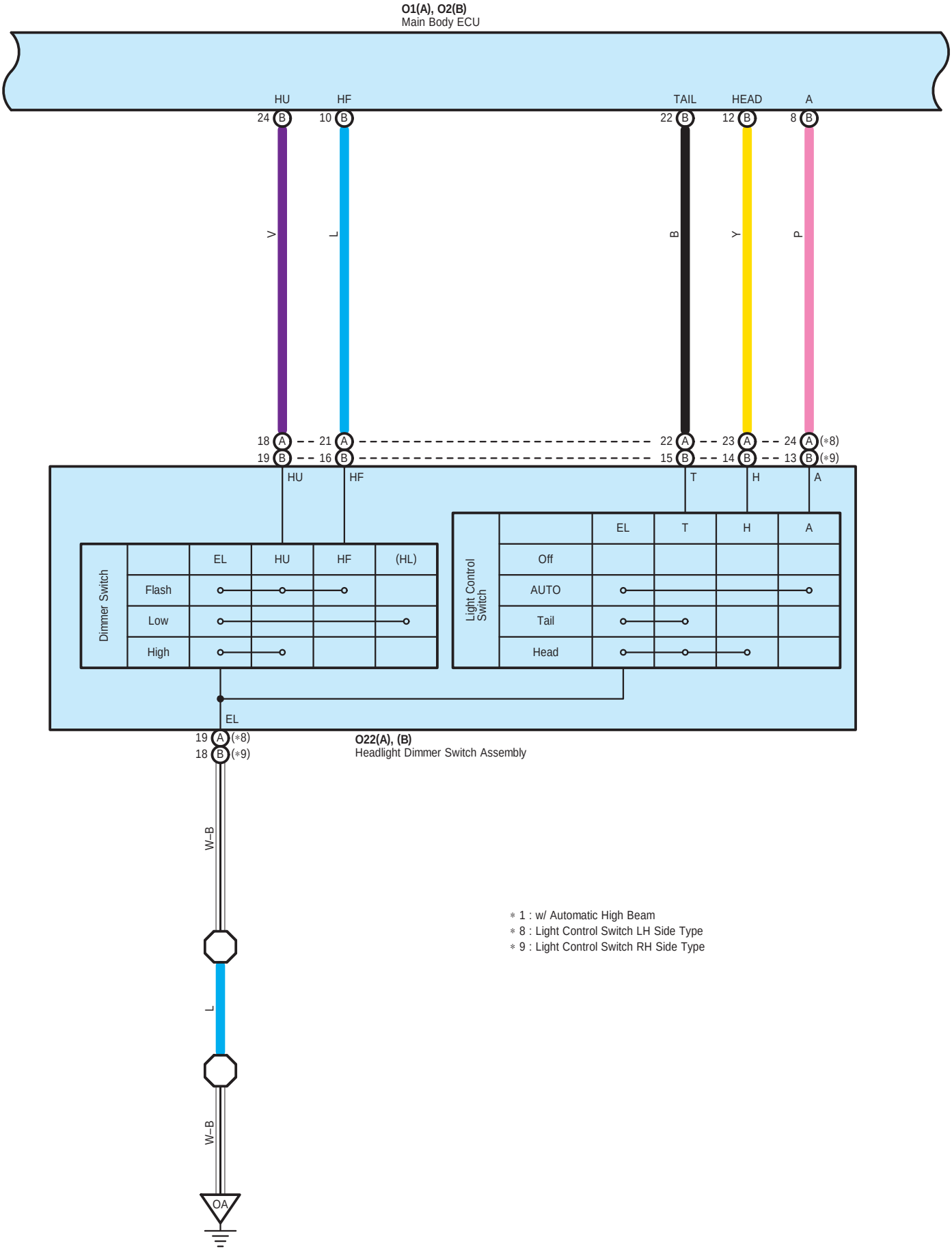
O1(A), O2(B)
Main Body ECU
HU
HF
TAIL
HEAD
A
24 B
10 B
22 B
12 B
8 B
V
L
B
Y
P
18 A
19 B
21 A
16 B
22 A
15 B
23 A
14 B
24 A (*8)
13 B (*9)
HU
HF
T
H
A
Dimmer Switch
EL
HU
HF
(HL)
Flash
Low
High
Light Control Switch
EL
T
H
A
Off
AUTO
Tail
Head
EL
19 A (*8)
18 B (*9)
O22(A), (B)
Headlight Dimmer Switch Assembly
W–B
L
W–B
OA
* 1 : w/ Automatic High Beam
* 8 : Light Control Switch LH Side Type
* 9 : Light Control Switch RH Side Type

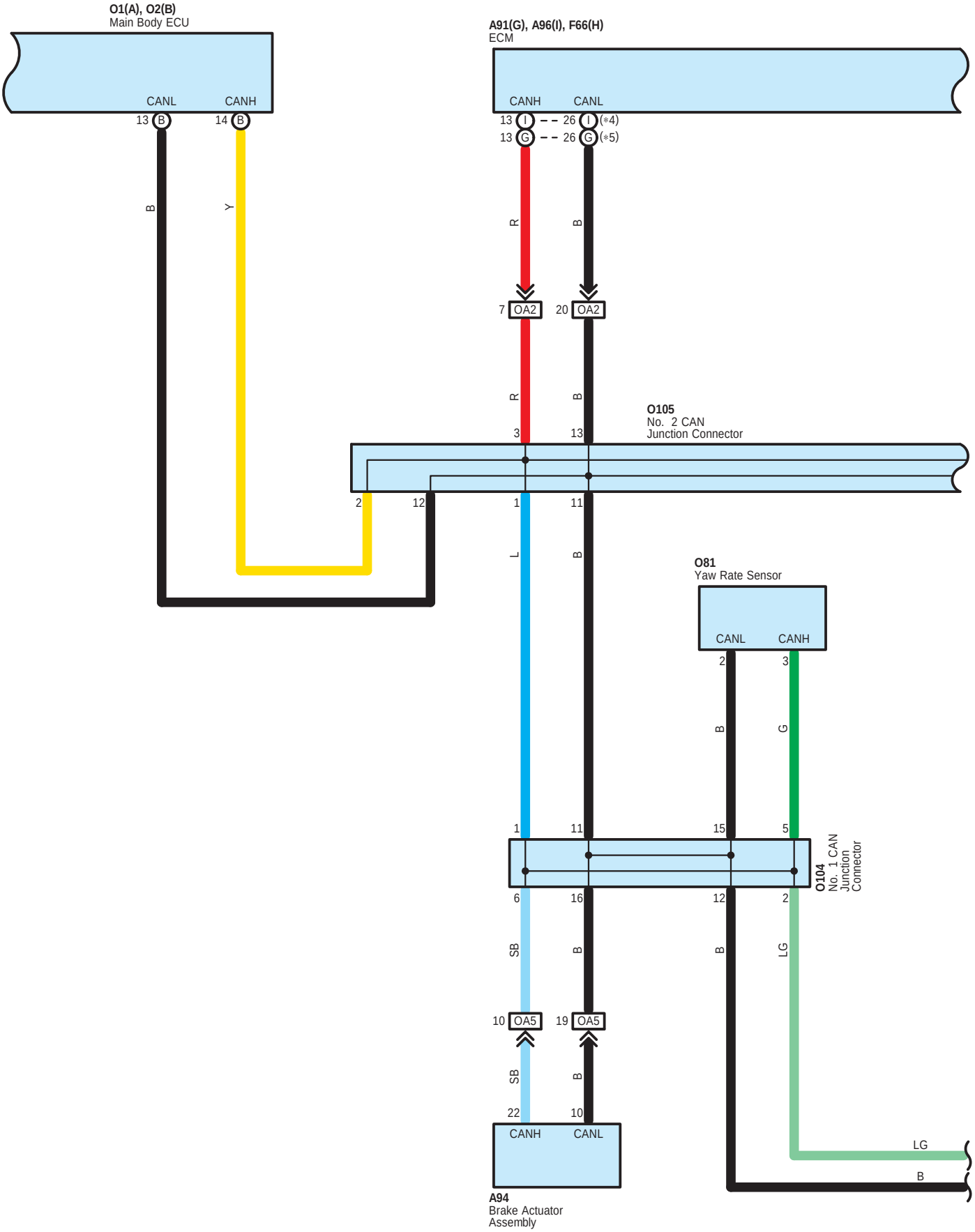
O1(A), O2(B)
Main Body ECU
CANL
CANH
13 B
14 B
B
Y
A91(G), A96(I), F66(H)
ECM
CANH
CANL
13 I
26 I (*4)
13 G
26 G (*5)
R
B
7 OA2
20 OA2
R
B
3
13
O105
No. 2 CAN
Junction Connector
2
12
1
11
L
B
O81
Yaw Rate Sensor
CANL
CANH
2
3
B
G
1
11
15
5
O104
No. 1 CAN
Junction
Connector
6
16
12
2
SB
B
B
LG
10 OA5
19 OA5
SB
B
22
10
CANH
CANL
A94
Brake Actuator
Assembly
LG
B

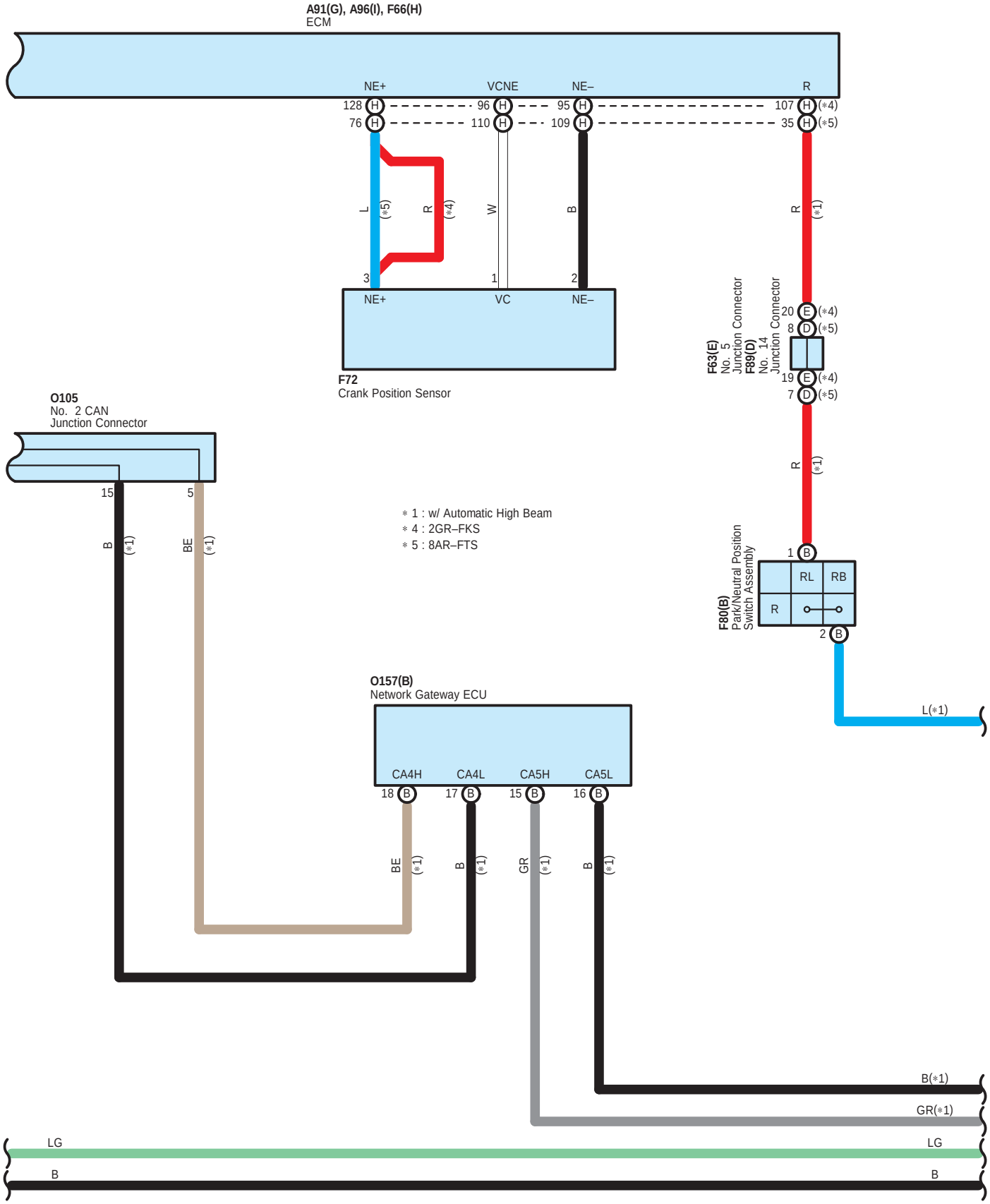
A91(G), A96(I), F66(H)
ECM
NE+
VCNE
NE–
R
128 H
96 H
95 H
107 H (*4)
76 H
110 H
109 H
35 H (*5)
L (*5)
R (*4)
W
B
R (*1)
3
1
2
NE+
VC
NE–
F72
Crank Position Sensor
F63(E)
No. 5
Junction Connector
F89(D)
No. 14
Junction Connector
20 E (*4)
8 D (*5)
19 E (*4)
7 D (*5)
R (*1)
O105
No. 2 CAN
Junction Connector
15
5
B (*1)
BE (*1)
* 1 : w/ Automatic High Beam
* 4 : 2GR–FKS
* 5 : 8AR–FTS
1 B
RL
RB
R
2 B
F80(B)
Park/Neutral Position
Switch Assembly
L(*1)
O157(B)
Network Gateway ECU
CA4H
CA4L
CA5H
CA5L
18 B
17 B
15 B
16 B
BE (*1)
B (*1)
GR (*1)
B (*1)
B(*1)
GR(*1)
LG
LG
B
B

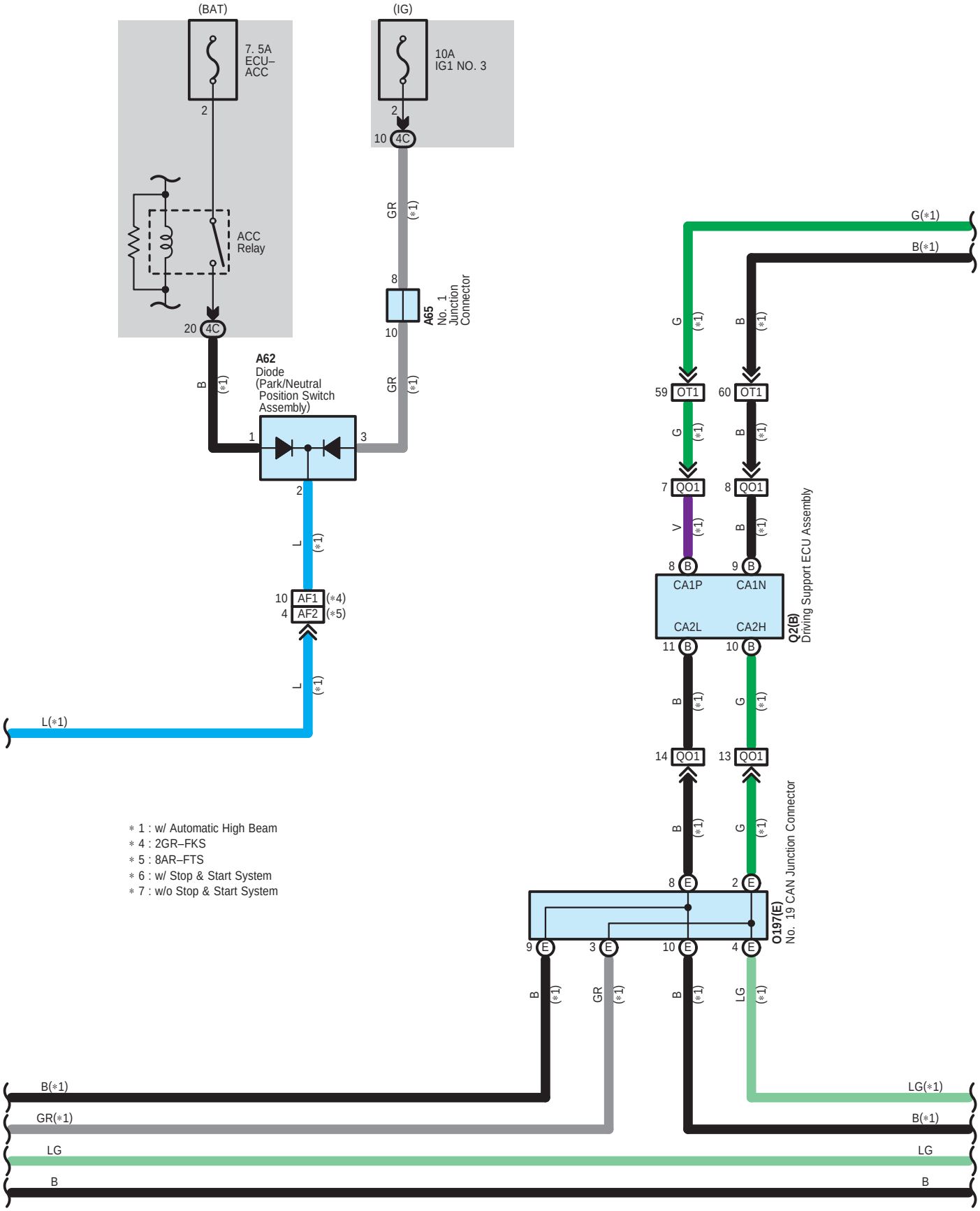
(BAT)
7. 5A
ECU–
ACC
2
ACC
Relay
20 4C
B (*1)
(IG)
10A
IG1 NO. 3
2
10 4C
GR (*1)
8
10
A65
No. 1
Junction
Connector
GR (*1)
A62
Diode
(Park/Neutral
Position Switch
Assembly)
1
3
2
L (*1)
10 AF1 (*4)
4 AF2 (*5)
L (*1)
L(*1)
G(*1)
B(*1)
G (*1)
B (*1)
59 OT1
60 OT1
G (*1)
B (*1)
7 QO1
8 QO1
V (*1)
B (*1)
8 B
9 B
CA1P
CA1N
CA2L
CA2H
11 B
10 B
Q2(B)
Driving Support ECU Assembly
B (*1)
G (*1)
14 QO1
13 QO1
B (*1)
G (*1)
8 E
2 E
9 E
3 E
10 E
4 E
O197(E)
No. 19 CAN Junction Connector
B (*1)
GR (*1)
B (*1)
LG (*1)
B(*1)
GR(*1)
LG
B
LG(*1)
B(*1)
LG
B
* 1 : w/ Automatic High Beam
* 4 : 2GR–FKS
* 5 : 8AR–FTS
* 6 : w/ Stop & Start System
* 7 : w/o Stop & Start System

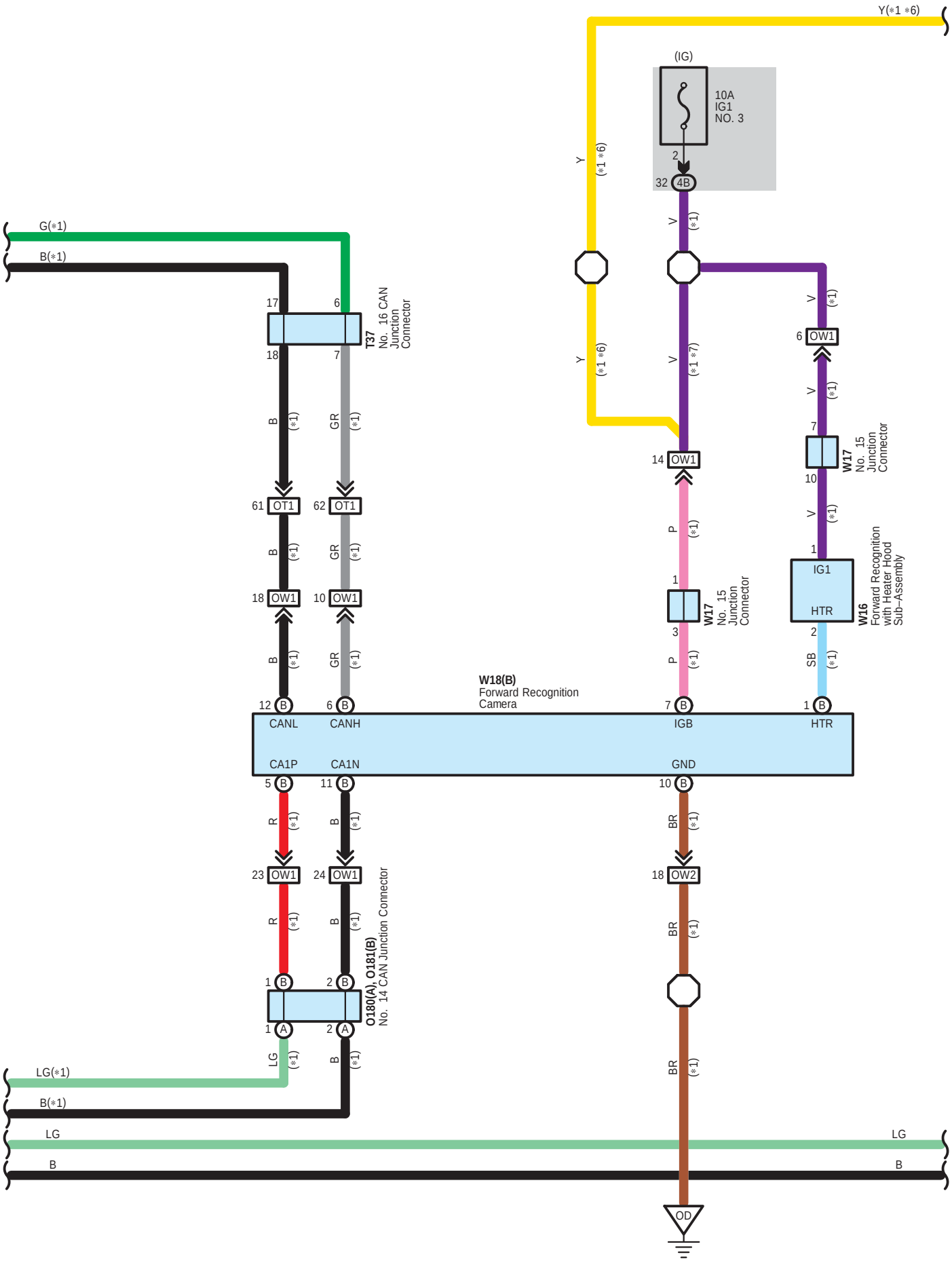
Y(*1 *6)
(IG)
10A
IG1
NO. 3
2
32 4B
Y (*1 *6)
V (*1)
G(*1)
B(*1)
17
6
T37
No. 16 CAN Junction Connector
18
7
B (*1)
GR (*1)
61 OT1
62 OT1
18 OW1
10 OW1
Y (*1 *6)
V (*1 *7)
14 OW1
P (*1)
1
W17
No. 15 Junction Connector
3
P (*1)
V (*1)
6 OW1
7
10
1
IG1
HTR
2
SB (*1)
W16
Forward Recognition with Heater Hood Sub-Assembly
W18(B)
Forward Recognition Camera
12 B
6 B
7 B
1 B
CANL
CANH
IGB
HTR
CA1P
CA1N
GND
5 B
11 B
10 B
R (*1)
B (*1)
BR (*1)
23 OW1
24 OW1
18 OW2
O180(A), O181(B)
No. 14 CAN Junction Connector
1 B
2 B
1 A
2 A
LG (*1)
LG(*1)
B(*1)
LG
B
OD

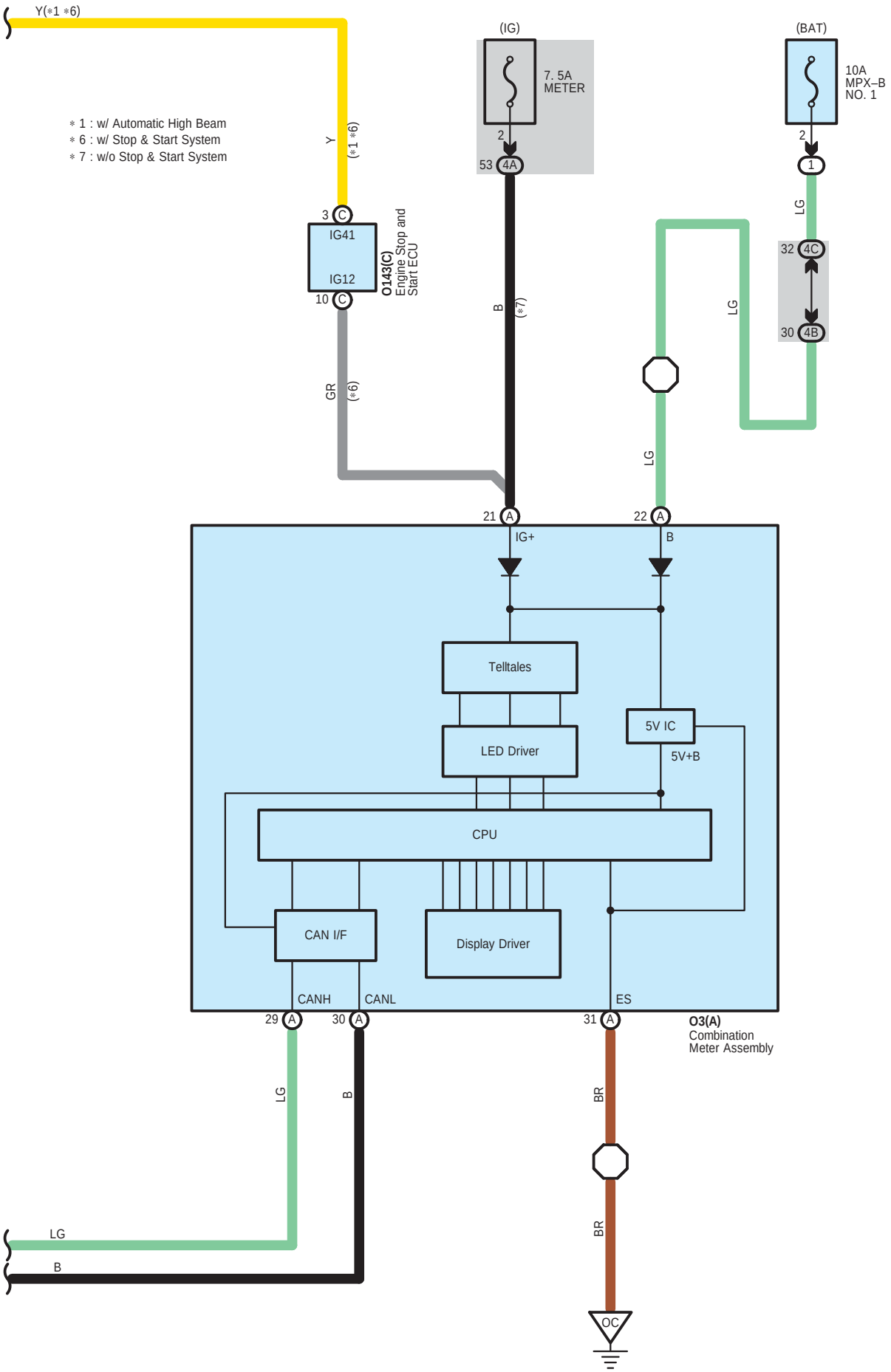
Y(∗1 ∗6)
∗ 1 : w/ Automatic High Beam
∗ 6 : w/ Stop & Start System
∗ 7 : w/o Stop & Start System
Y
(∗1 ∗6)
3 C
IG41
IG12
10 C
O143(C)
Engine Stop and Start ECU
GR
(∗6)
(IG)
7. 5A
METER
2
53 4A
B
(∗7)
(BAT)
10A
MPX–B
NO. 1
2
1
LG
32 4C
30 4B
LG
LG
21 A
22 A
IG+
B
Telltales
LED Driver
5V IC
5V+B
CPU
CAN I/F
Display Driver
CANH
CANL
ES
29 A
30 A
31 A
O3(A)
Combination
Meter Assembly
LG
B
BR
BR
LG
B
OC

A7
Gray

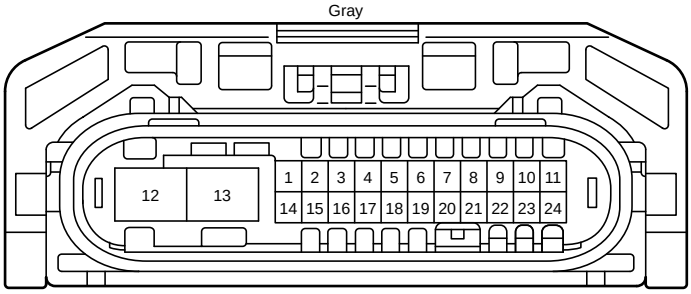

90980-12A92

A36
Gray

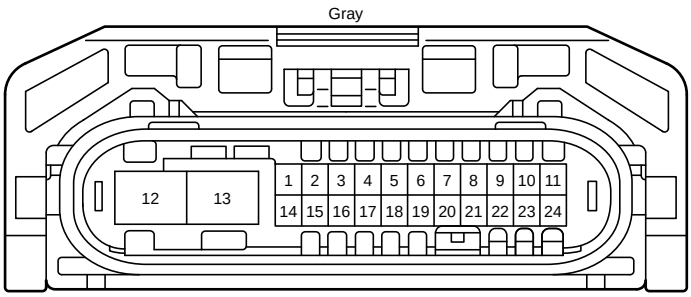

90980-12A92

A47
Black

90980-10871

A62
Gray

90980-11071

A65
White

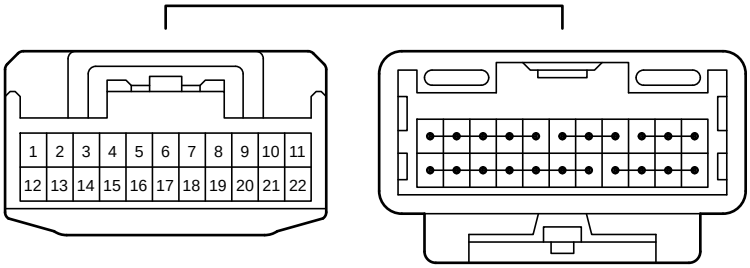

90980-12372

A74
White

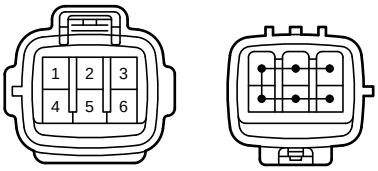

90980-11194

A91
Black

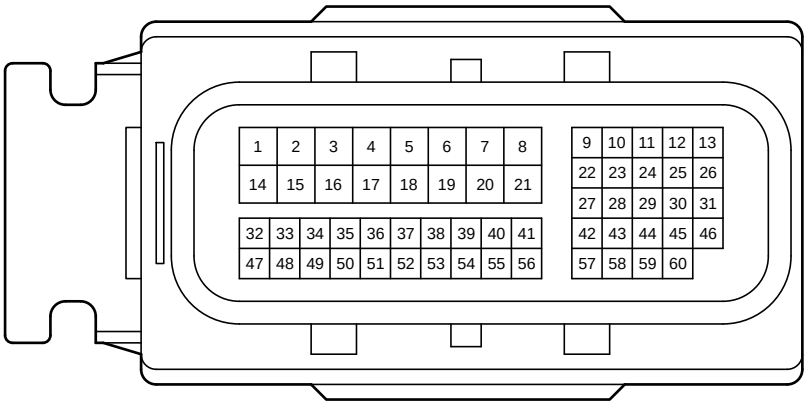

90980-12931

A94
Black

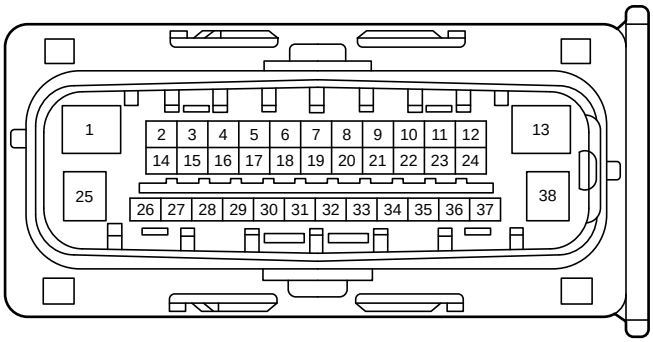

90980-12B01

A96
Black

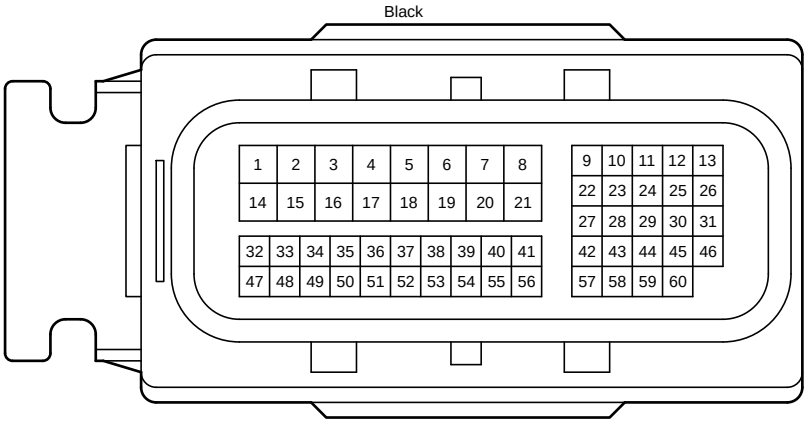

90980-12931

A97
Black

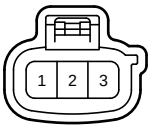

90980-10981

A98
Black



90980-10981

F63
Blue

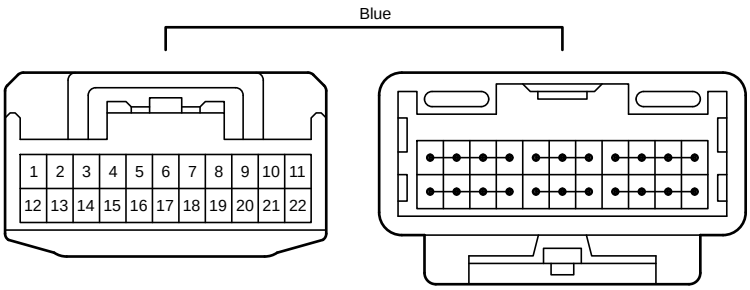

90980-12372
(From Aug. 2016 Production)

F63
Black

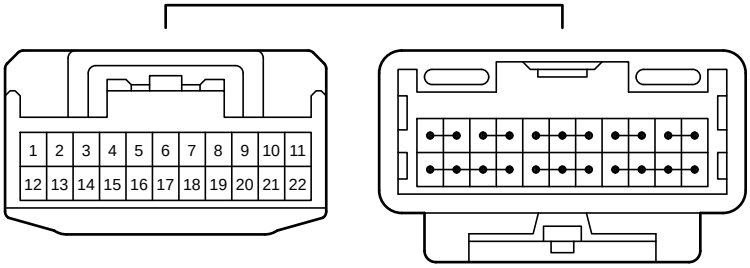

90980-12372
(Before Aug. 2016 Production)

F66
Black

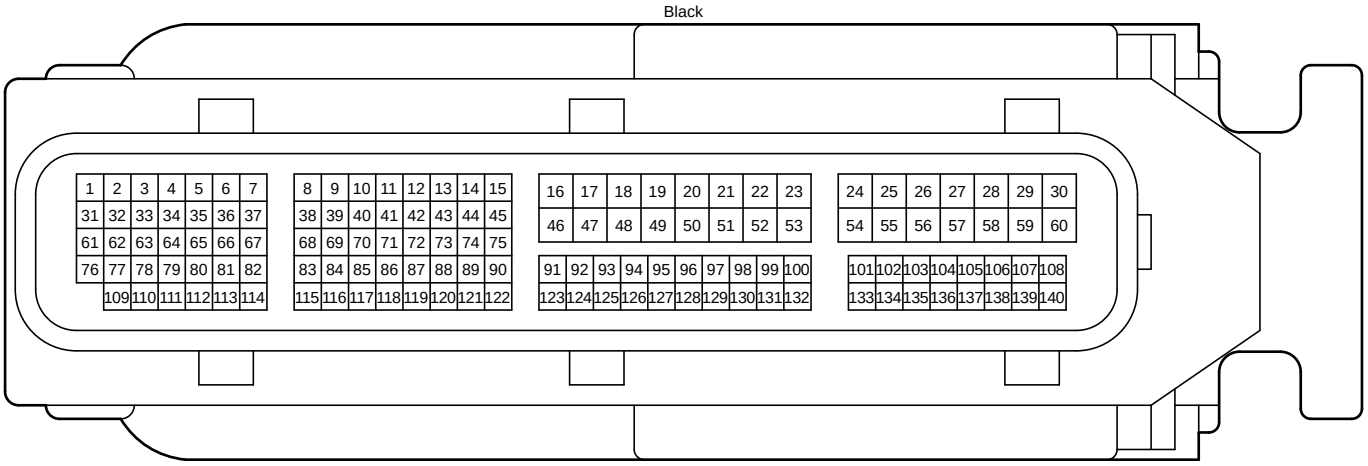

90980-12836

F72
Black

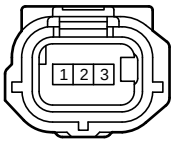

90980-12353

F80
Black

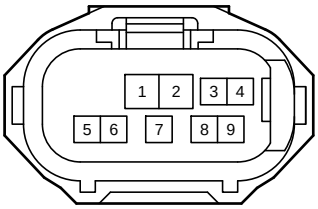

90980-12A23

F89
Black

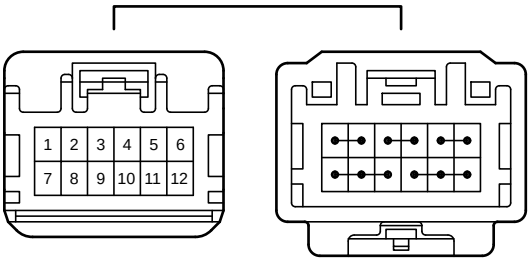

90980-12737

O1
White

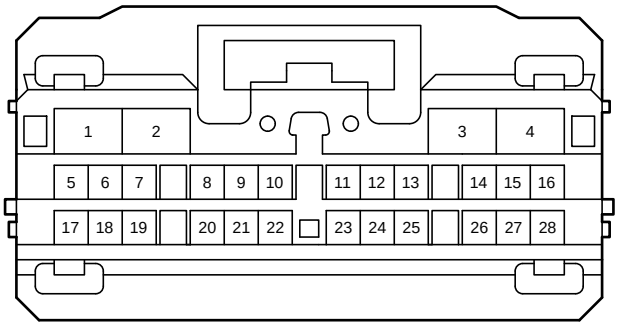

90980-12908

O2
White

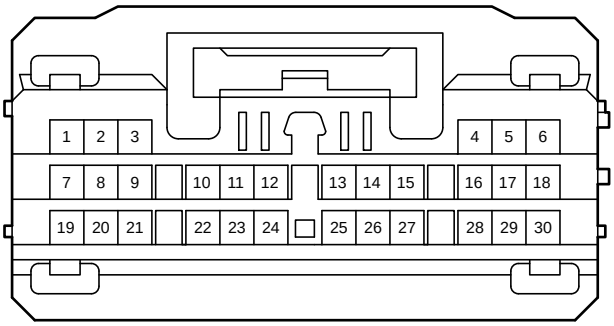

90980-12909

O3
Black

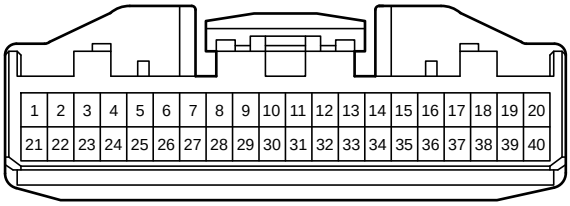

90980-12557

O22
Black

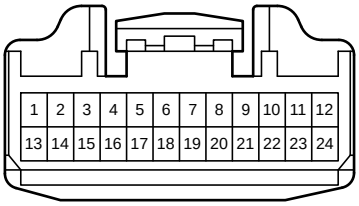

90980-12554

O81
Black



90980-12303

O85
White

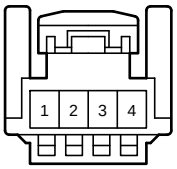

90980-12876

O104
White

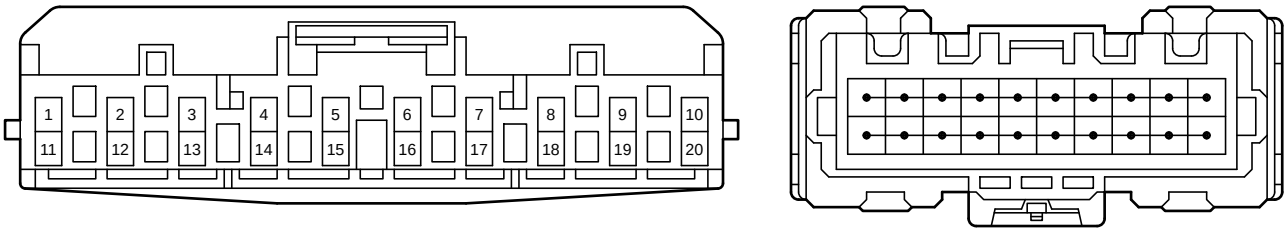

90980-12A58

O105
White

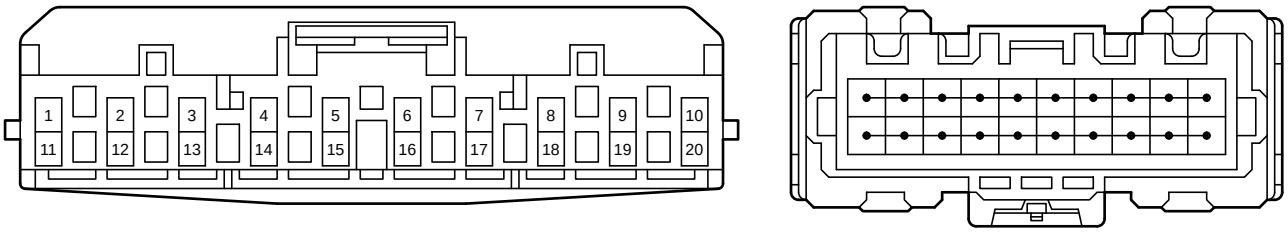

90980-12A58

O107
Black

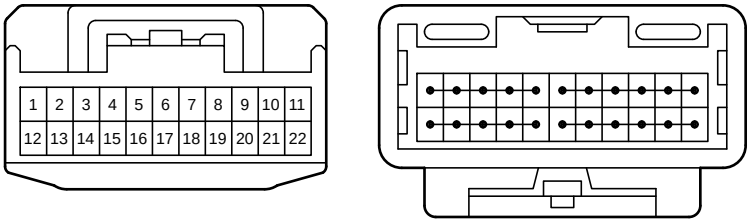

90980-12372

O143
Black

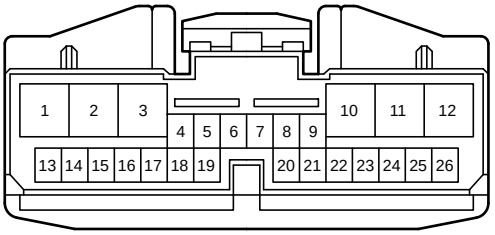

82824-12510

O157
Black

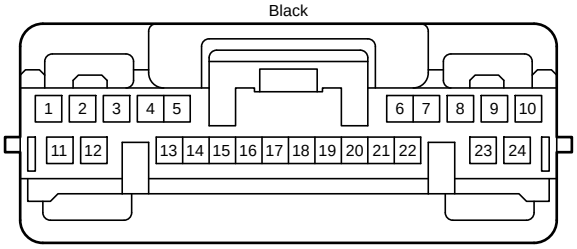

90980-12912

O180
White

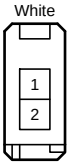

90980-12827

O181
White

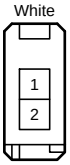

90980-12827

O197
White

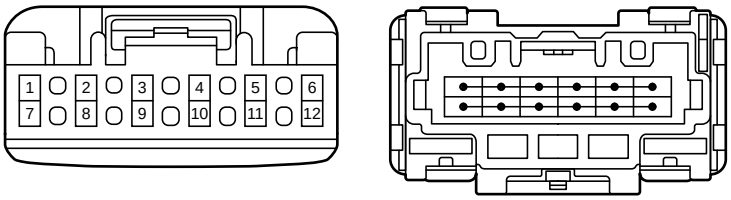

90980-12C68

P1
Black



82824-50130

Q2
White

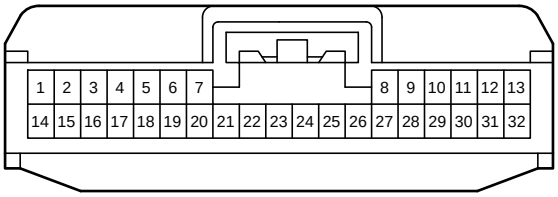

90980-12422

T37
Black

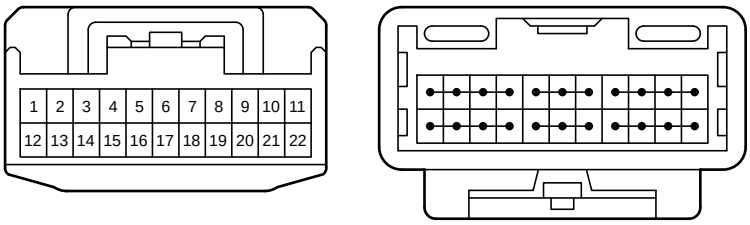

90980-12372

W16
White

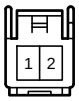

90980-12063

W17
White

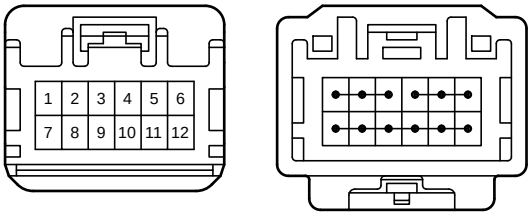

90980-12737

W18
Gray

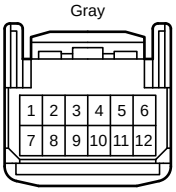

90980-12552

k1
Black

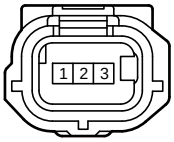

90980-12353

4A
White

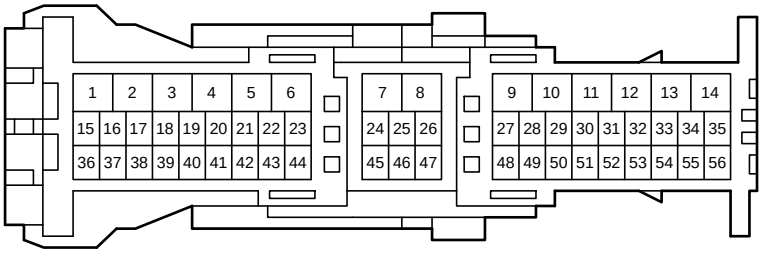

90980-12943

4B
White

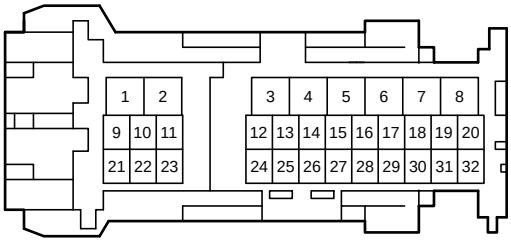

90980-12A48

4C
White

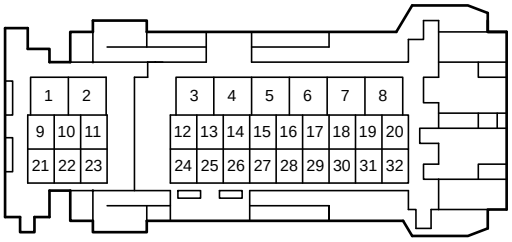

90980-12A47

AF1
White

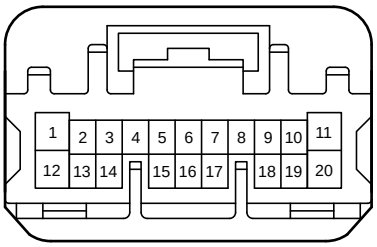

90980-12741

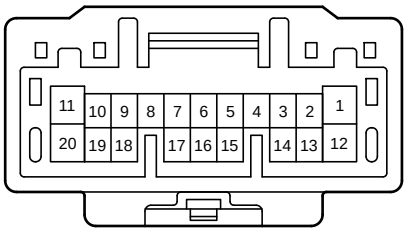

90980-12740

AF2
Gray

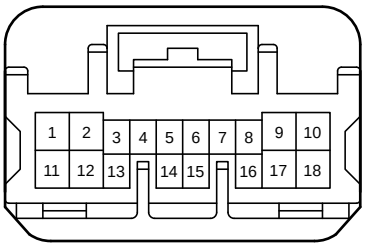

90980-12739

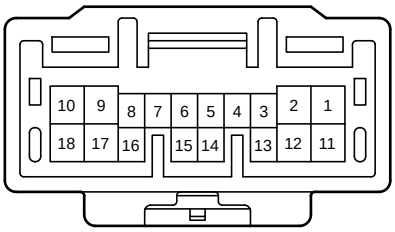

90980-12738

AU1
White

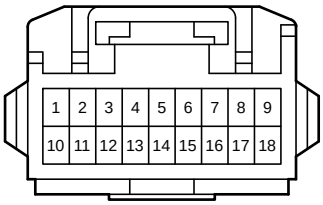

82824-53070

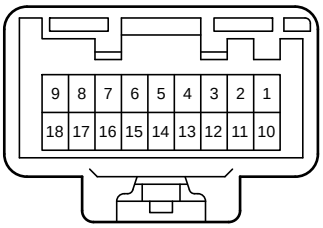

82824-53060

OA1
White

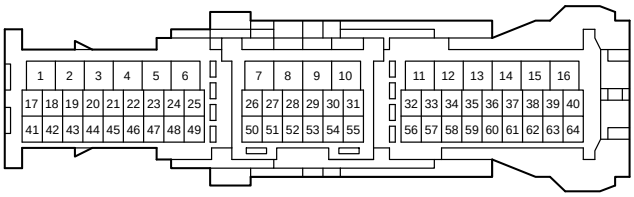

90980-12774

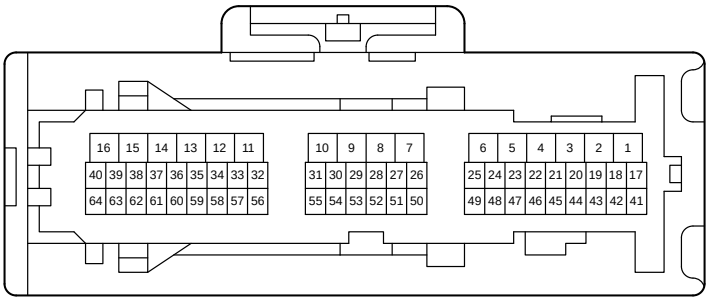

90980-12798

OA2
White

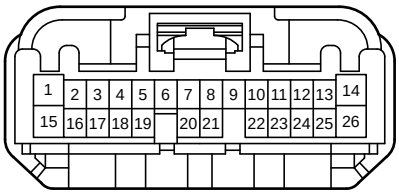

82824-24090

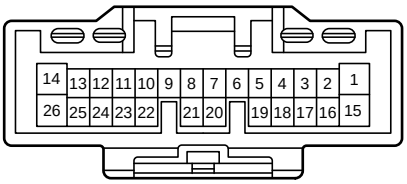

82824-24080

OA3
White

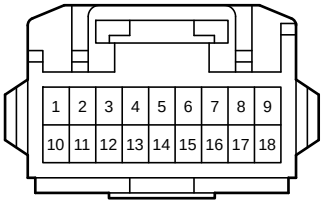

82824-53070

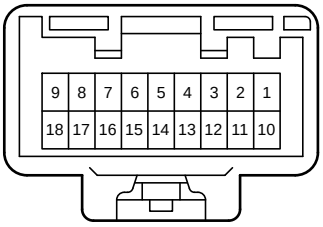

82824-53060

OA5
White

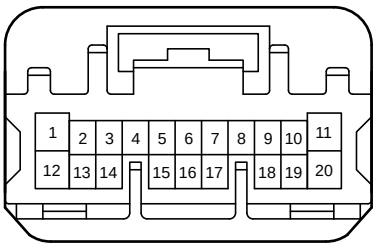

90980-12741

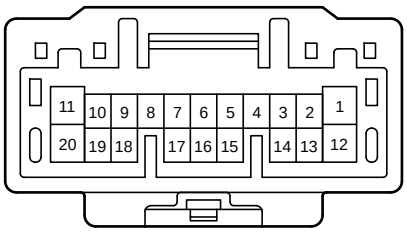

90980-12740

OP1
White

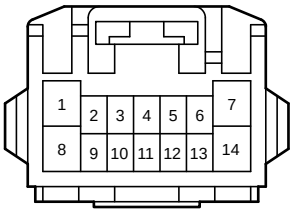

82824-53090

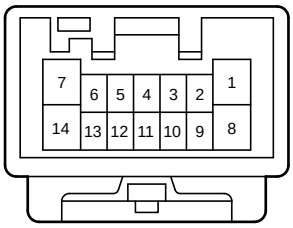

82824-53080

OT1
White

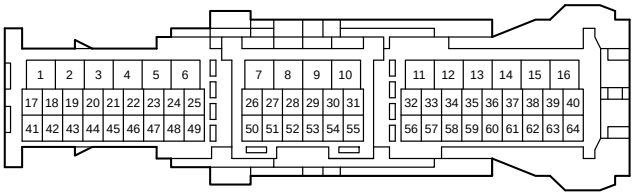

90980-12774

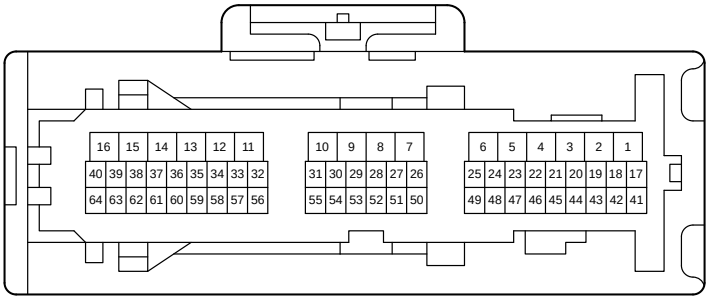

90980-12798

OW1
White

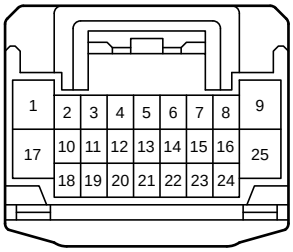

90980-12414

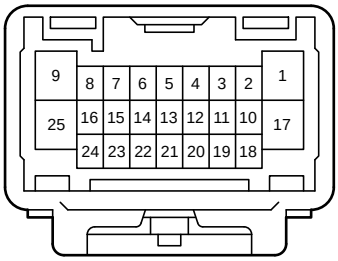

90980-12413

OW2
White

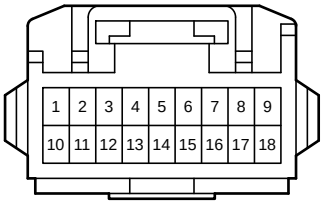

82824-53070

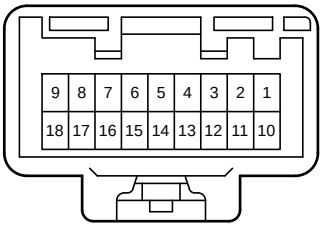

82824-53060

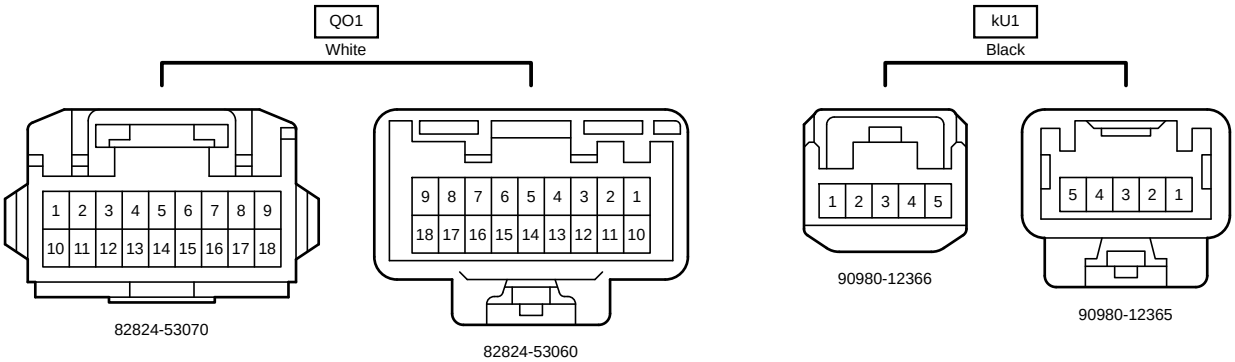
QO1
White
1 2 3 4 5 6 7 8 9
10 11 12 13 14 15 16 17 18
82824-53070
9 8 7 6 5 4 3 2 1
18 17 16 15 14 13 12 11 10
82824-53060
kU1
Black
1 2 3 4 5
90980-12366
5 4 3 2 1
90980-12365