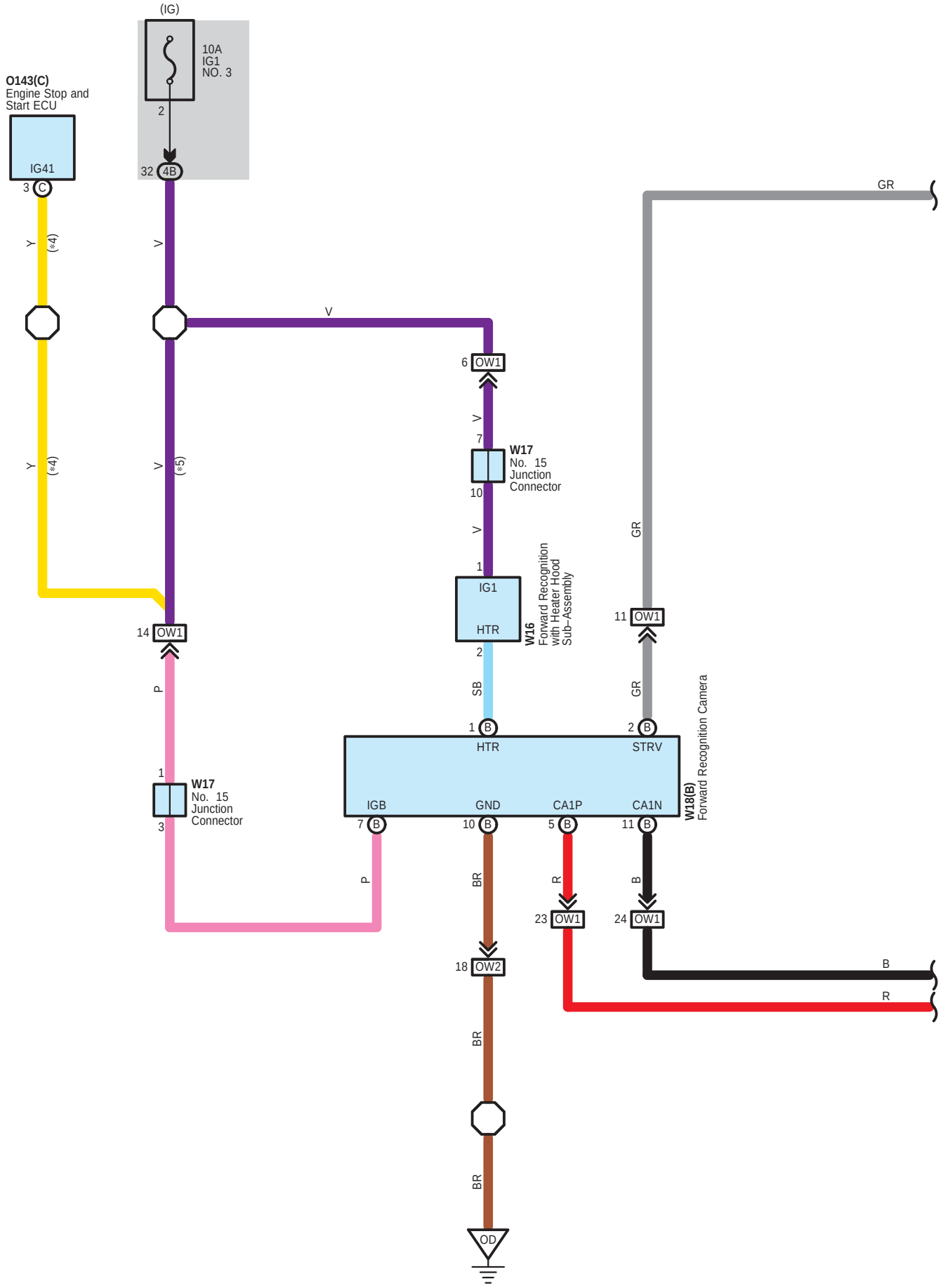
(IG)
10A
IG1
NO. 3
2
32 4B
O143(C)
Engine Stop and
Start ECU
IG41
3 C
Y
(*4)
V
V
6 OW1
V
7
W17
No. 15
Junction
Connector
10
V
1
IG1
HTR
W16
Forward Recognition
with Heater Hood
Sub–Assembly
2
SB
1 B
HTR
GR
GR
11 OW1
GR
2 B
STRV
W18(B)
Forward Recognition Camera
Y
(*4)
V
(*5)
14 OW1
P
1
W17
No. 15
Junction
Connector
3
IGB
7 B
GND
10 B
CA1P
5 B
CA1N
11 B
P
BR
R
B
23 OW1
24 OW1
18 OW2
B
R
BR
BR
OD

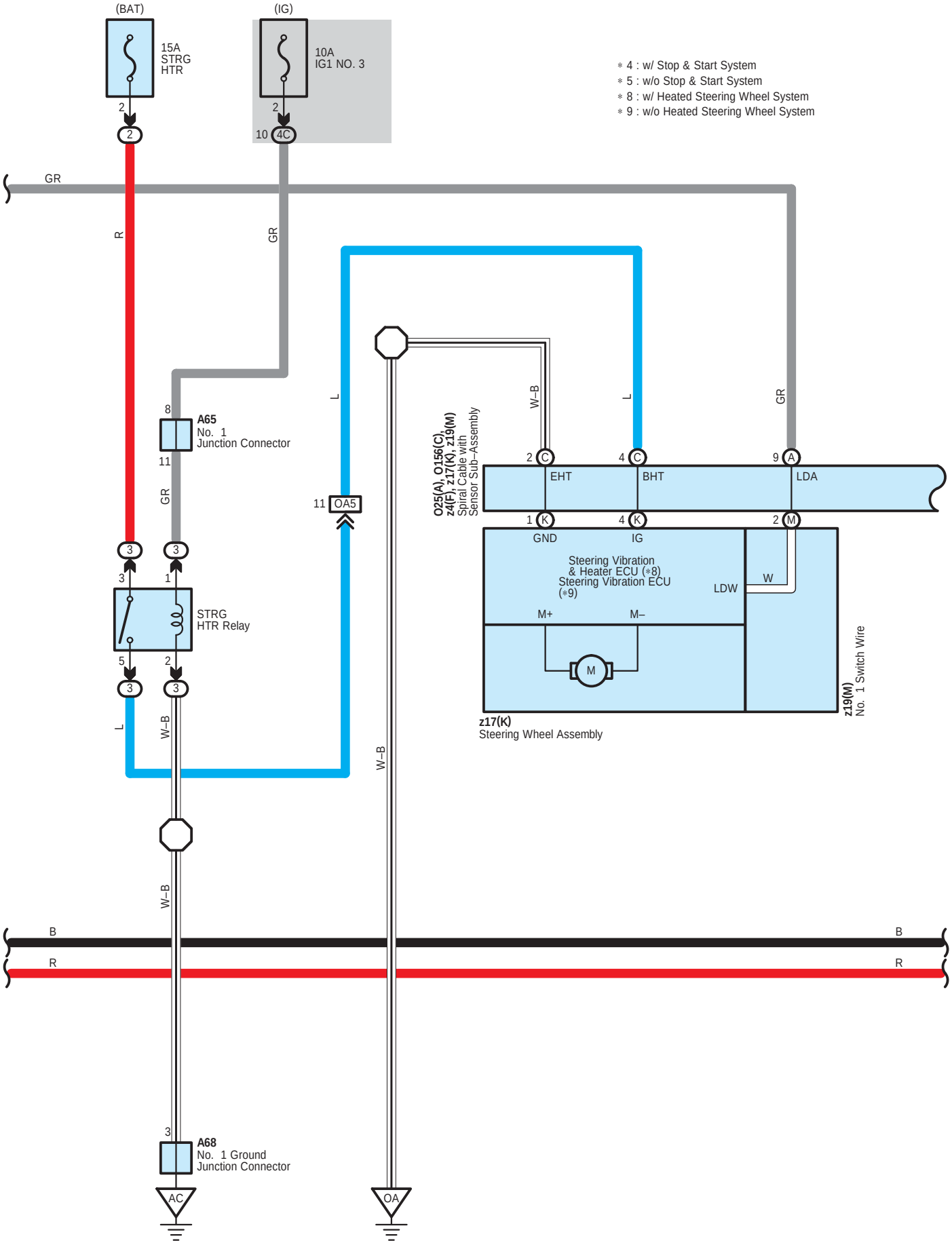
(BAT)
15A
STRG
HTR
(IG)
10A
IG1 NO. 3
∗ 4 : w/ Stop & Start System
∗ 5 : w/o Stop & Start System
∗ 8 : w/ Heated Steering Wheel System
∗ 9 : w/o Heated Steering Wheel System
GR
R
GR
L
W–B
L
GR
A65
No. 1
Junction Connector
GR
OA5
O25(A), O156(C),
z4(F), z17(K), z19(M)
Spiral Cable with
Sensor Sub–Assembly
EHT
BHT
LDA
GND
IG
Steering Vibration
& Heater ECU (∗8)
Steering Vibration ECU
(∗9)
LDW
W
M+
M–
M
z17(K)
Steering Wheel Assembly
z19(M)
No. 1 Switch Wire
STRG
HTR Relay
L
W–B
W–B
W–B
B
R
A68
No. 1 Ground
Junction Connector
AC
OA

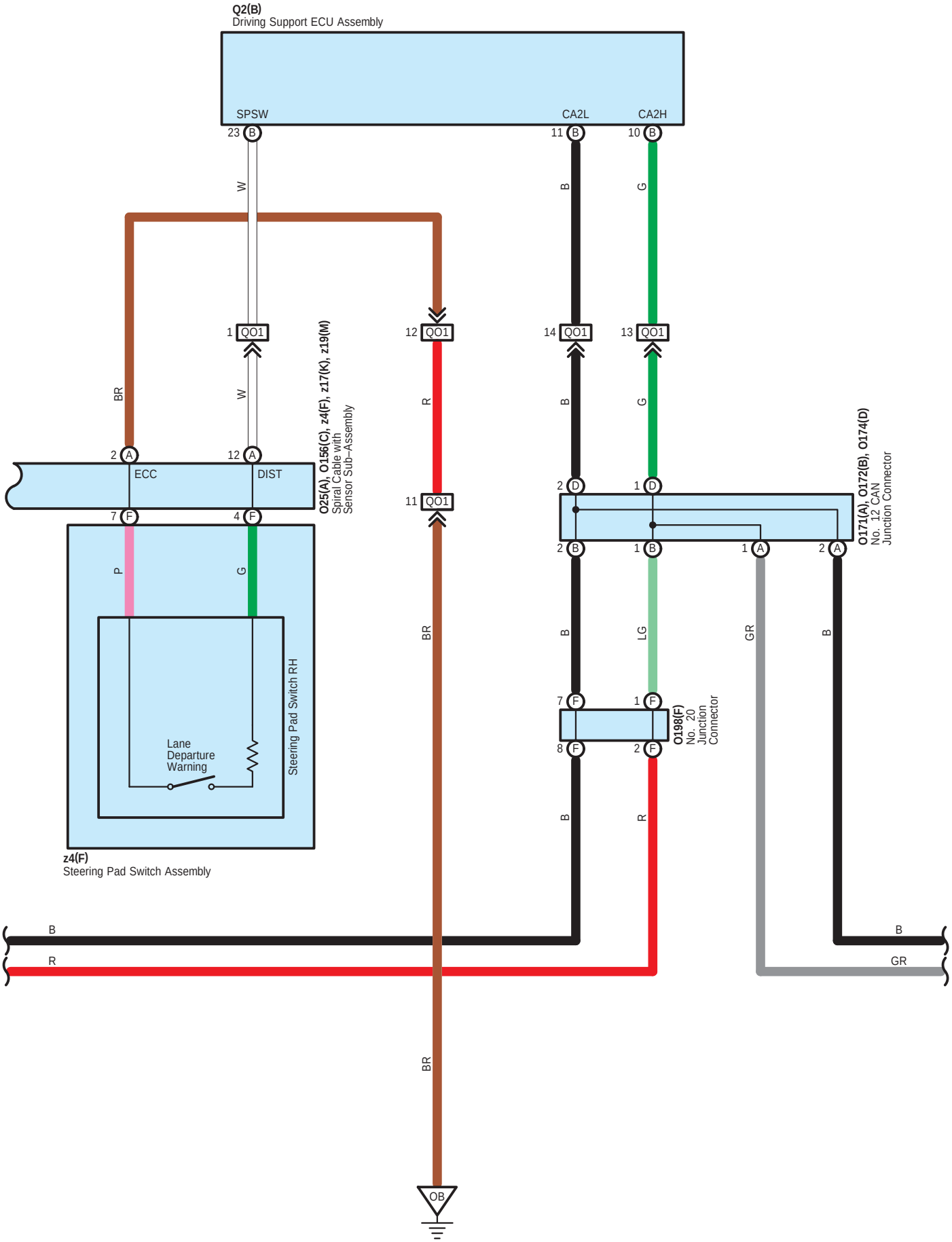
Q2(B)
Driving Support ECU Assembly
SPSW
CA2L
CA2H
23 B
11 B
10 B
W
B
G
1 QO1
12 QO1
14 QO1
13 QO1
BR
W
R
B
G
O25(A), O156(C), z4(F), z17(K), z19(M)
Spiral Cable with Sensor Sub-Assembly
2 A
12 A
ECC
DIST
7 F
4 F
11 QO1
2 D
1 D
O171(A), O172(B), O174(D)
No. 12 CAN Junction Connector
2 B
1 B
1 A
2 A
P
G
BR
B
LG
GR
B
Steering Pad Switch RH
Lane Departure Warning
7 F
1 F
8 F
2 F
O198(F)
No. 20 Junction Connector
B
R
z4(F)
Steering Pad Switch Assembly
B
R
B
GR
BR
OB

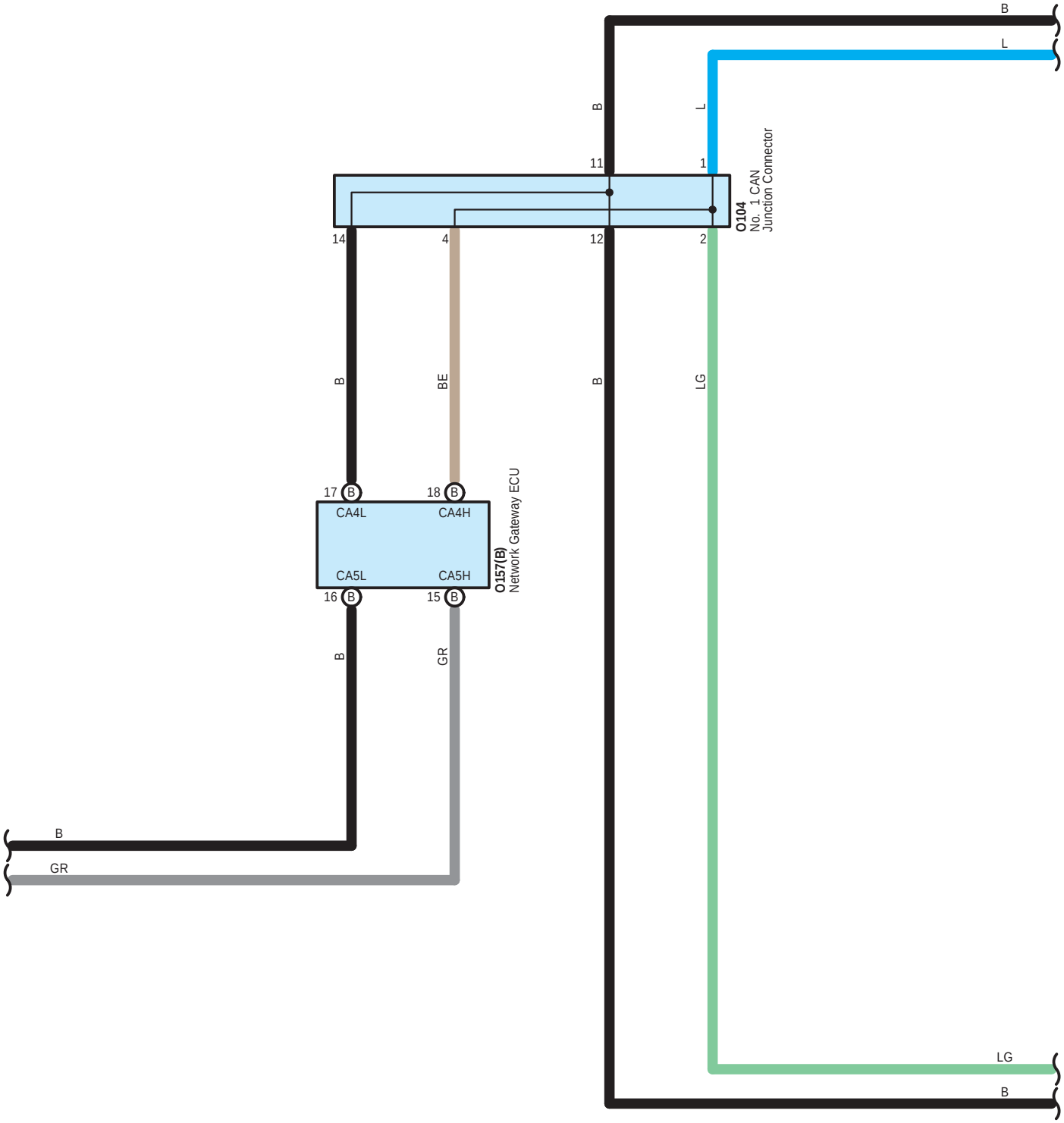
B
L
B
L
11
1
O104
No. 1 CAN
Junction Connector
14
4
12
2
B
BE
B
LG
17
B
18
B
CA4L
CA4H
CA5L
CA5H
O157(B)
Network Gateway ECU
16
B
15
B
B
GR
B
GR
LG
B

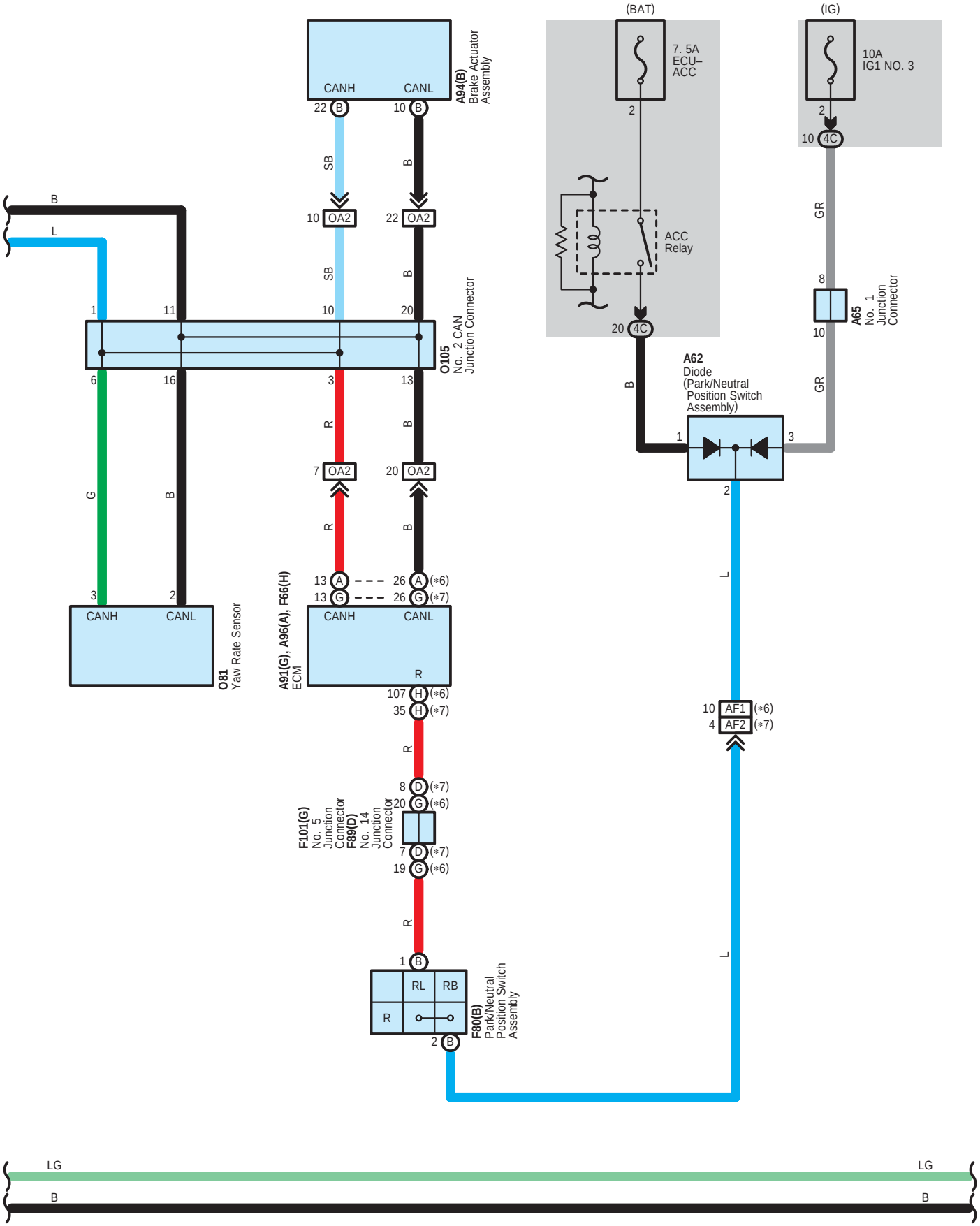
A94(B) Brake Actuator Assembly
CANH
CANL
22 B
10 B
SB
B
10 OA2
22 OA2
O105 No. 2 CAN Junction Connector
1
11
10
20
6
16
3
13
R
7 OA2
20 OA2
G
B
3
2
CANH
CANL
O81 Yaw Rate Sensor
A91(G), A96(A), F66(H) ECM
13 A
26 A (*6)
13 G
26 G (*7)
107 H (*6)
35 H (*7)
8 D (*7)
20 G (*6)
F101(G) No. 5 Junction Connector
F89(D) No. 14 Junction Connector
7 D (*7)
19 G (*6)
1 B
RL
RB
F80(B) Park/Neutral Position Switch Assembly
2 B
(BAT)
7. 5A ECU–ACC
ACC Relay
20 4C
(IG)
10A IG1 NO. 3
10 4C
GR
8
A65 No. 1 Junction Connector
A62 Diode (Park/Neutral Position Switch Assembly)
L
10 AF1 (*6)
4 AF2 (*7)
LG

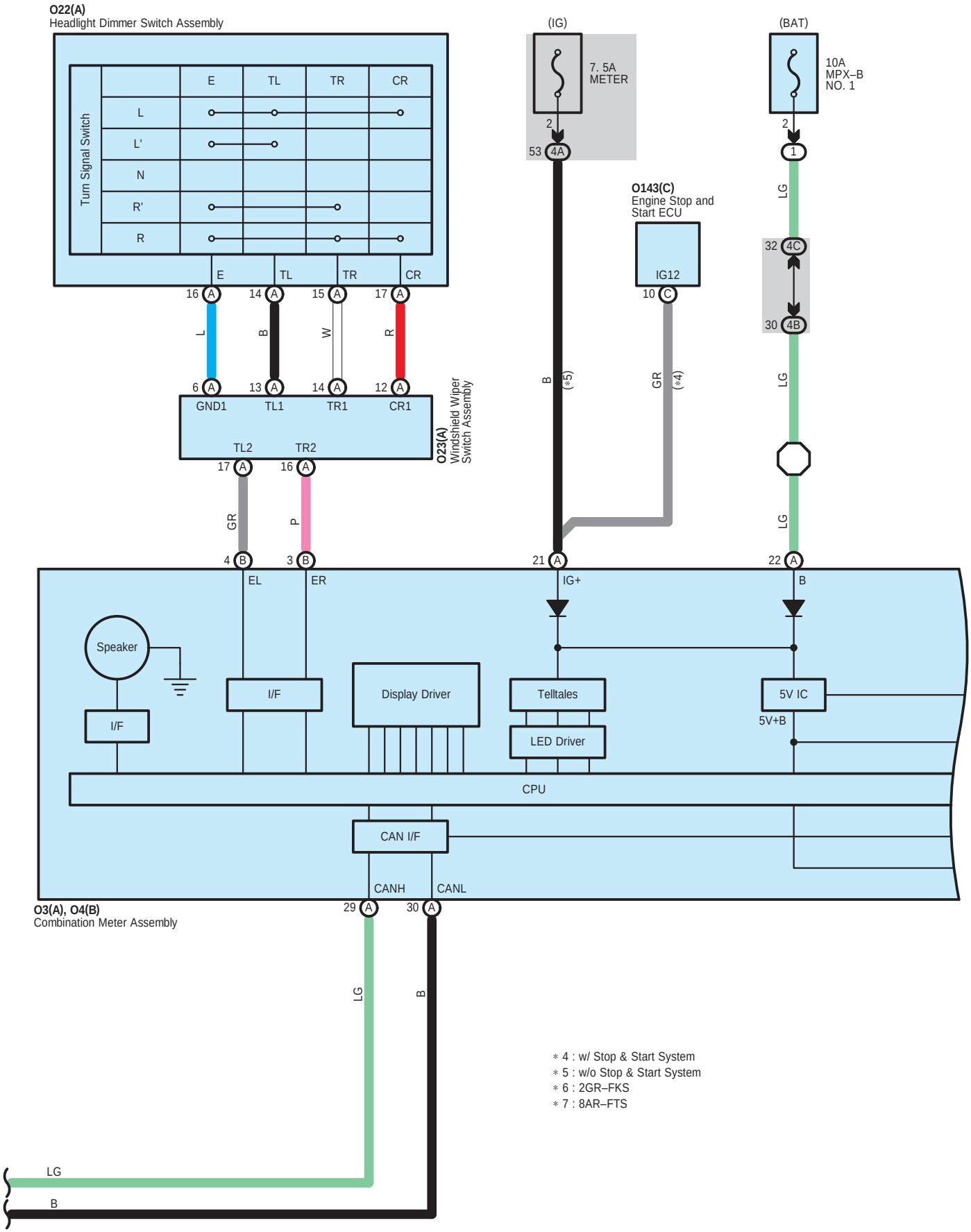

* 4 : w/ Stop & Start System
* 5 : w/o Stop & Start System
* 6 : 2GR–FKS
* 7 : 8AR–FTS

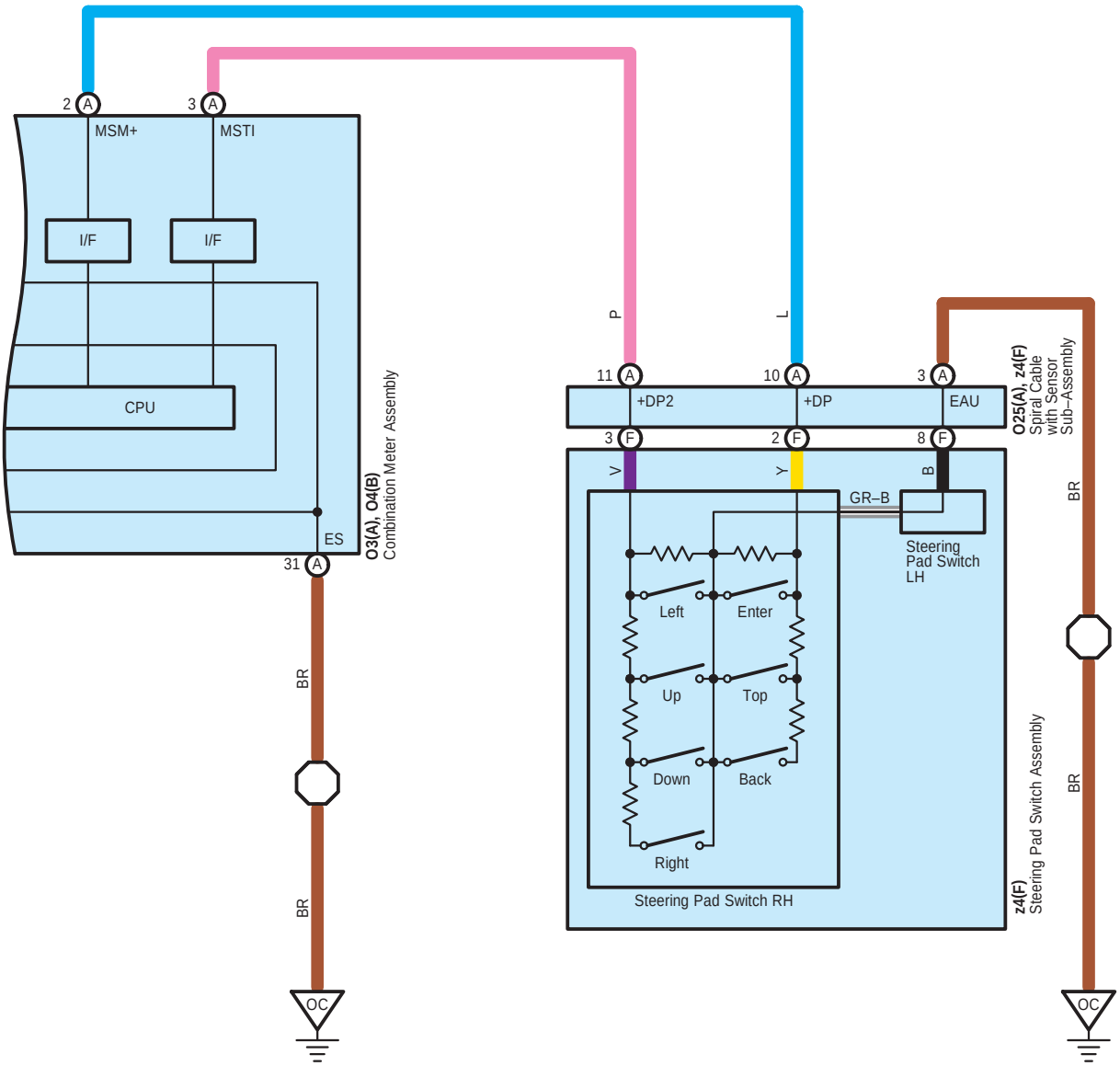
2 A
3 A
MSM+
MSTI
I/F
I/F
CPU
ES
31 A
O3(A), O4(B)
Combination Meter Assembly
BR
BR
OC
P
L
11 A
10 A
3 A
+DP2
+DP
EAU
O25(A), z4(F)
Spiral Cable
with Sensor
Sub–Assembly
3 F
2 F
8 F
V
Y
B
GR–B
Steering
Pad Switch
LH
Left
Enter
Up
Top
Down
Back
Right
Steering Pad Switch RH
z4(F)
Steering Pad Switch Assembly
BR
BR
OC

A62
Gray

90980-11071

A65
White

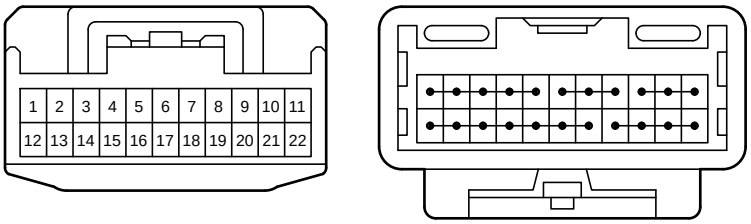

90980-12372

A68
White

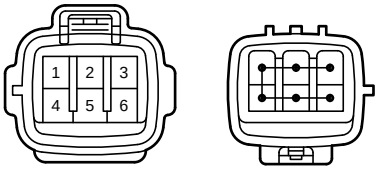

90980-11194

A91
Black

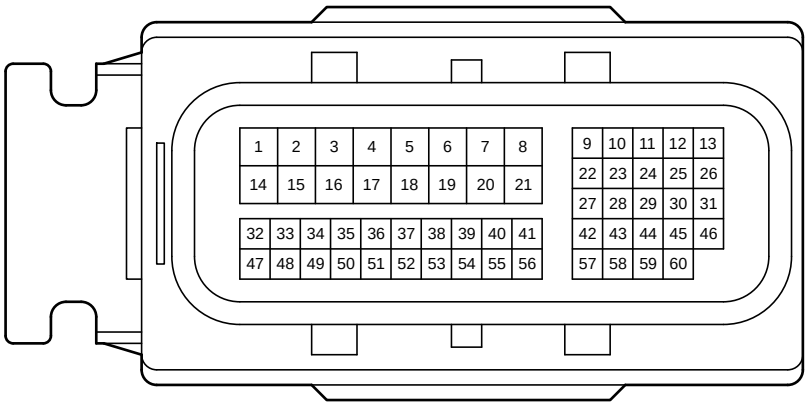

90980-12931

A94
Black

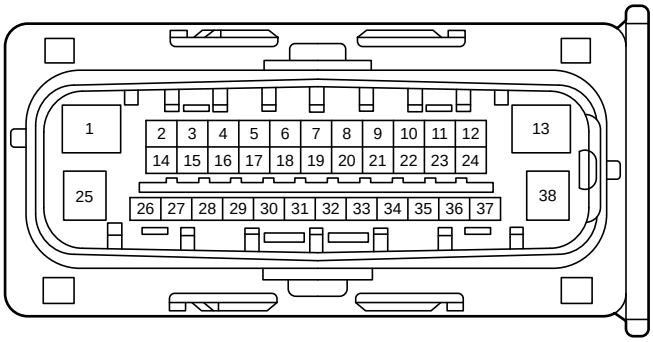

90980-12B01

A96
Black

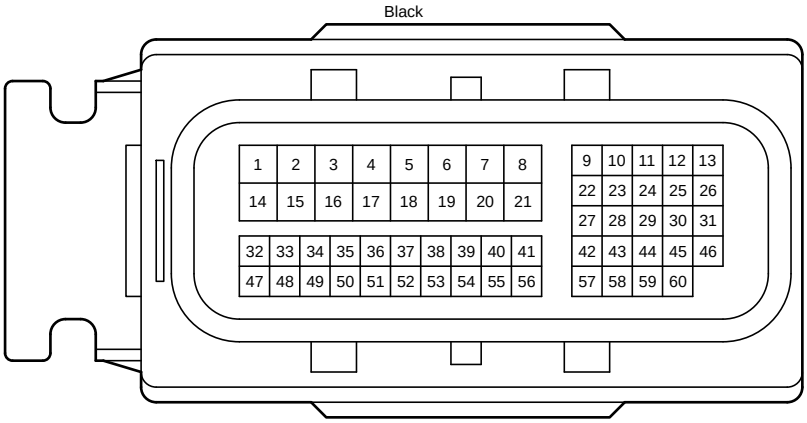

90980-12931

F66
Black

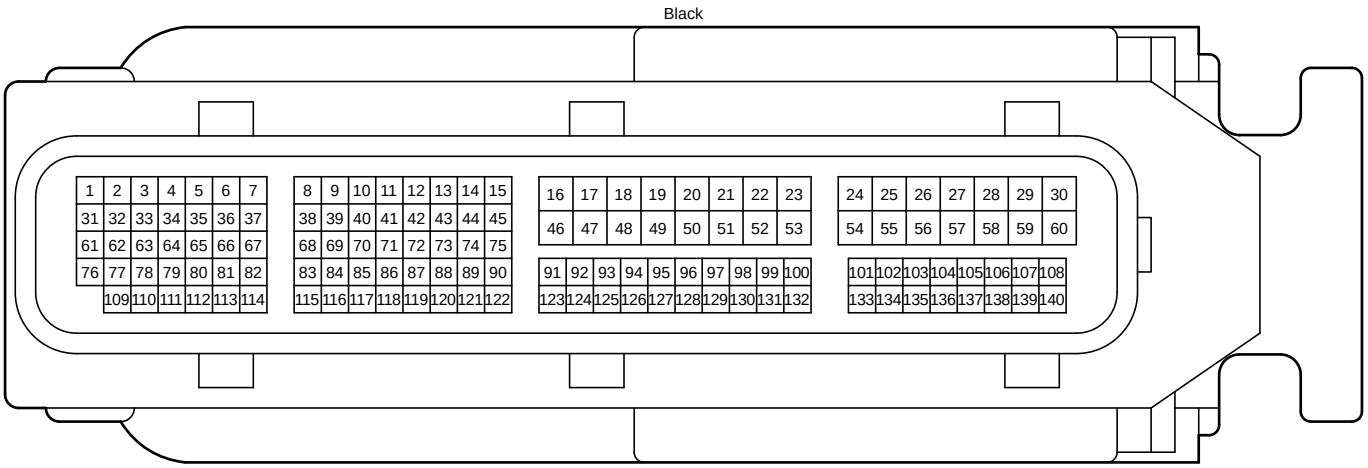

90980-12836

F80
Black

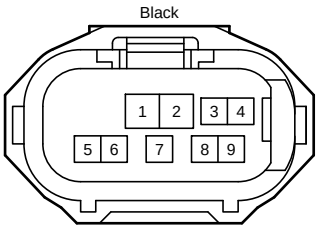

90980-12A23

F89
Black

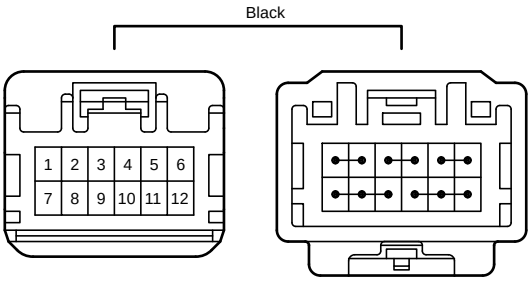

90980-12737

F101
Black

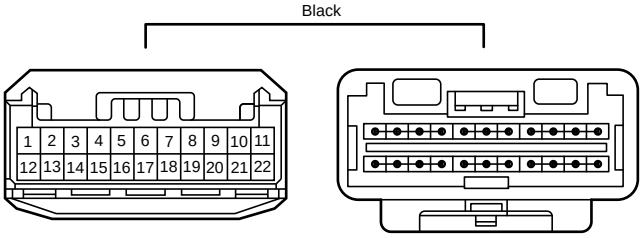

90980-12B54

O3
Black

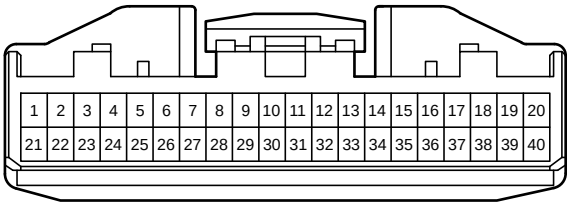

90980-12557

O4
Black

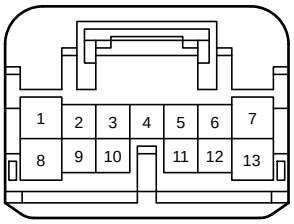

90980-12767

O22
Black

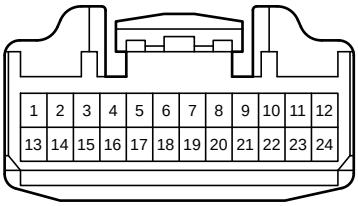

90980-12554

O23
White

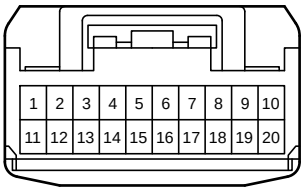

90980-12460

O25
Black

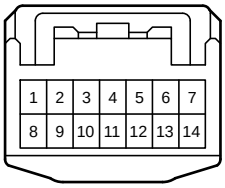

90980-12370

O81
Black



90980-12303

O104
White

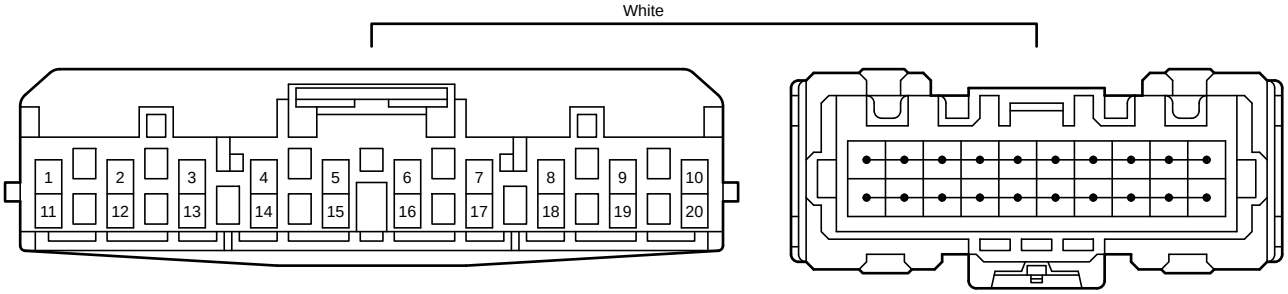

90980-12A58

O105
White

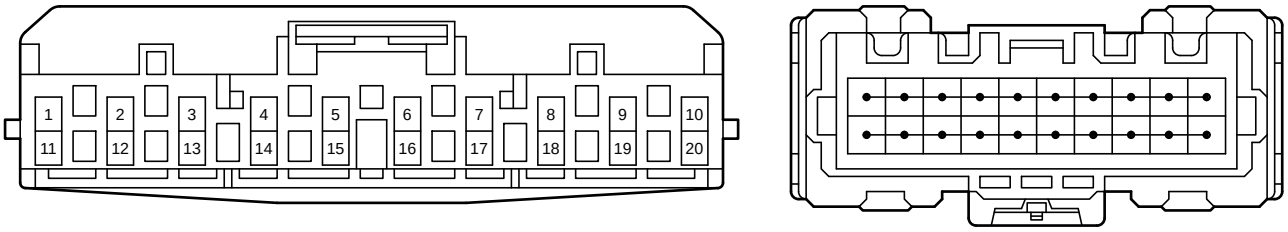

90980-12A58

O143
Black

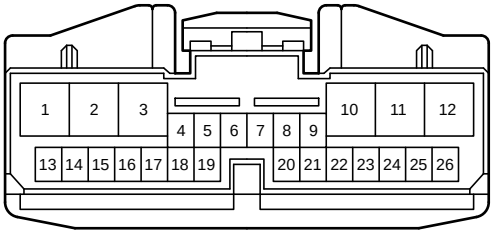

82824-12510

O156
Black

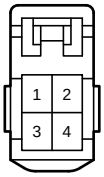

90980-12A94

O157
Black

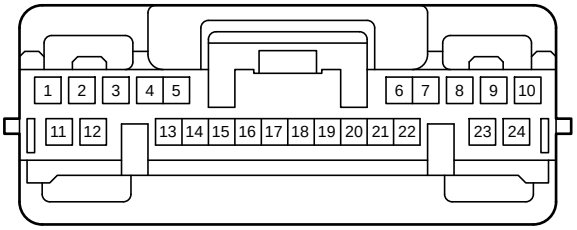

90980-12912

O171
White

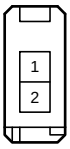

90980-12827

O172
White

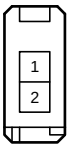

90980-12827

O174
White

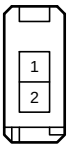

90980-12827

O198
White

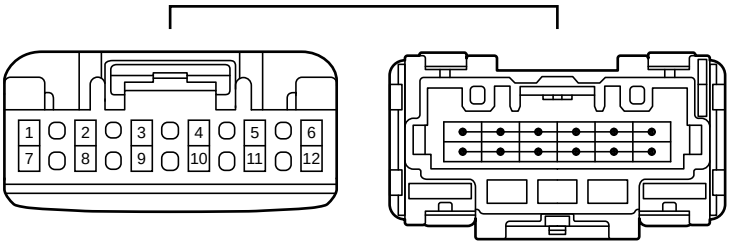

90980-12C68

Q2
White

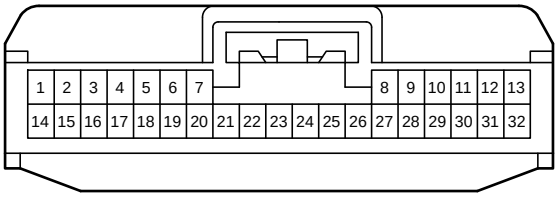

90980-12422

W16
White

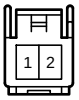

90980-12063

W17
White

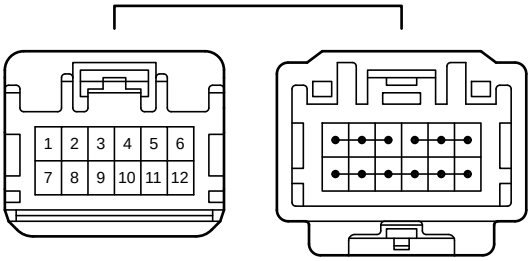

90980-12737

W18
Gray

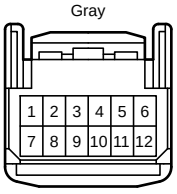

90980-12552

z4
Black

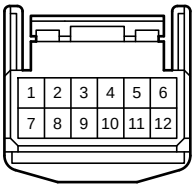

90980-12559

z17
White

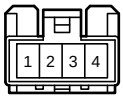

90980-11950

z19
White

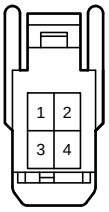

90980-12360

4A
White

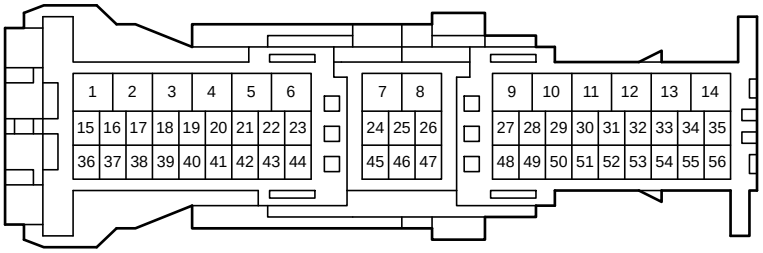

90980-12943

4B
White

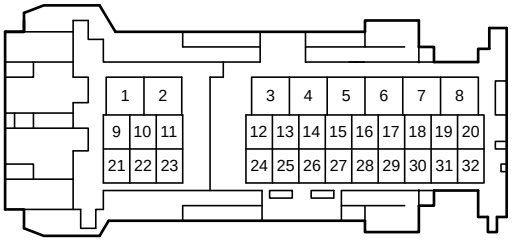

90980-12A48

4C
White

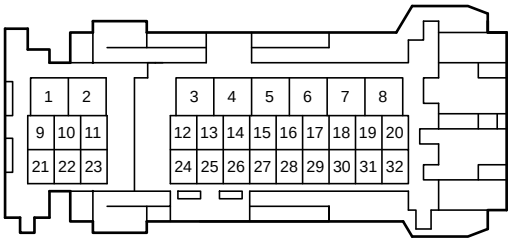

90980-12A47

AF1
White

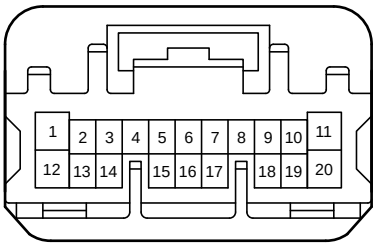

90980-12741

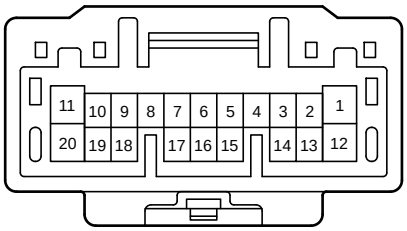

90980-12740

AF2
Gray

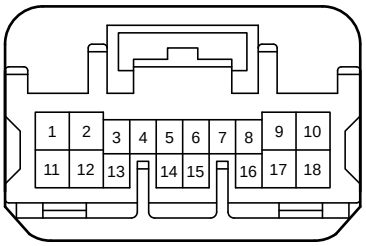

90980-12739

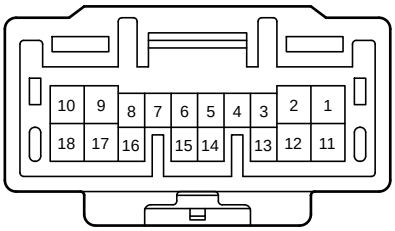

90980-12738

OA2
White

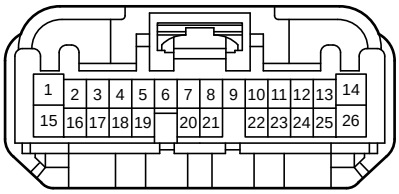

82824-24090

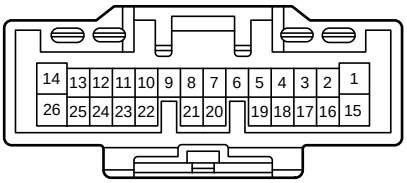

82824-24080

OA5
White

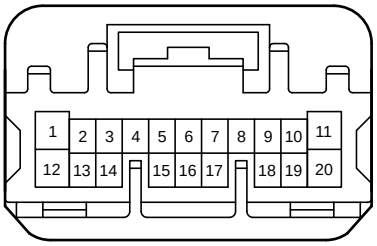

90980-12741

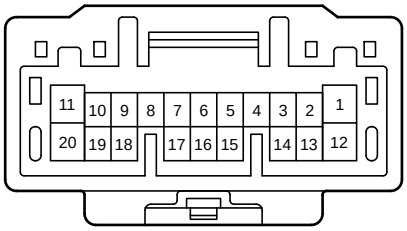

90980-12740

OW1
White

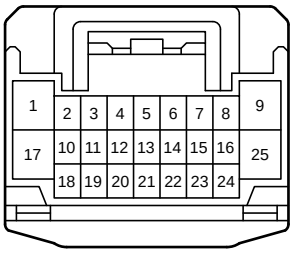

90980-12414

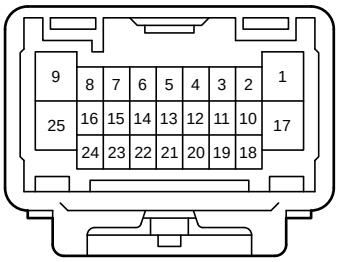

90980-12413

OW2
White

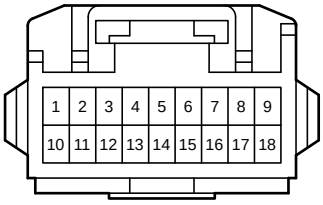

82824-53070

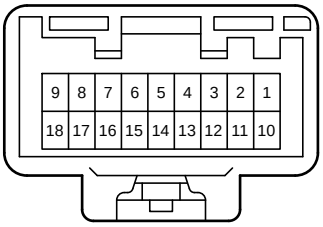

82824-53060

QO1
White

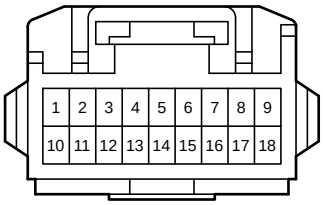

82824-53070

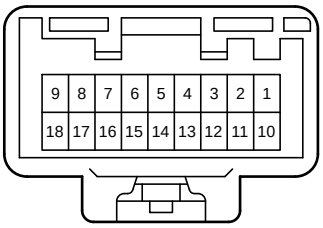

82824-53060