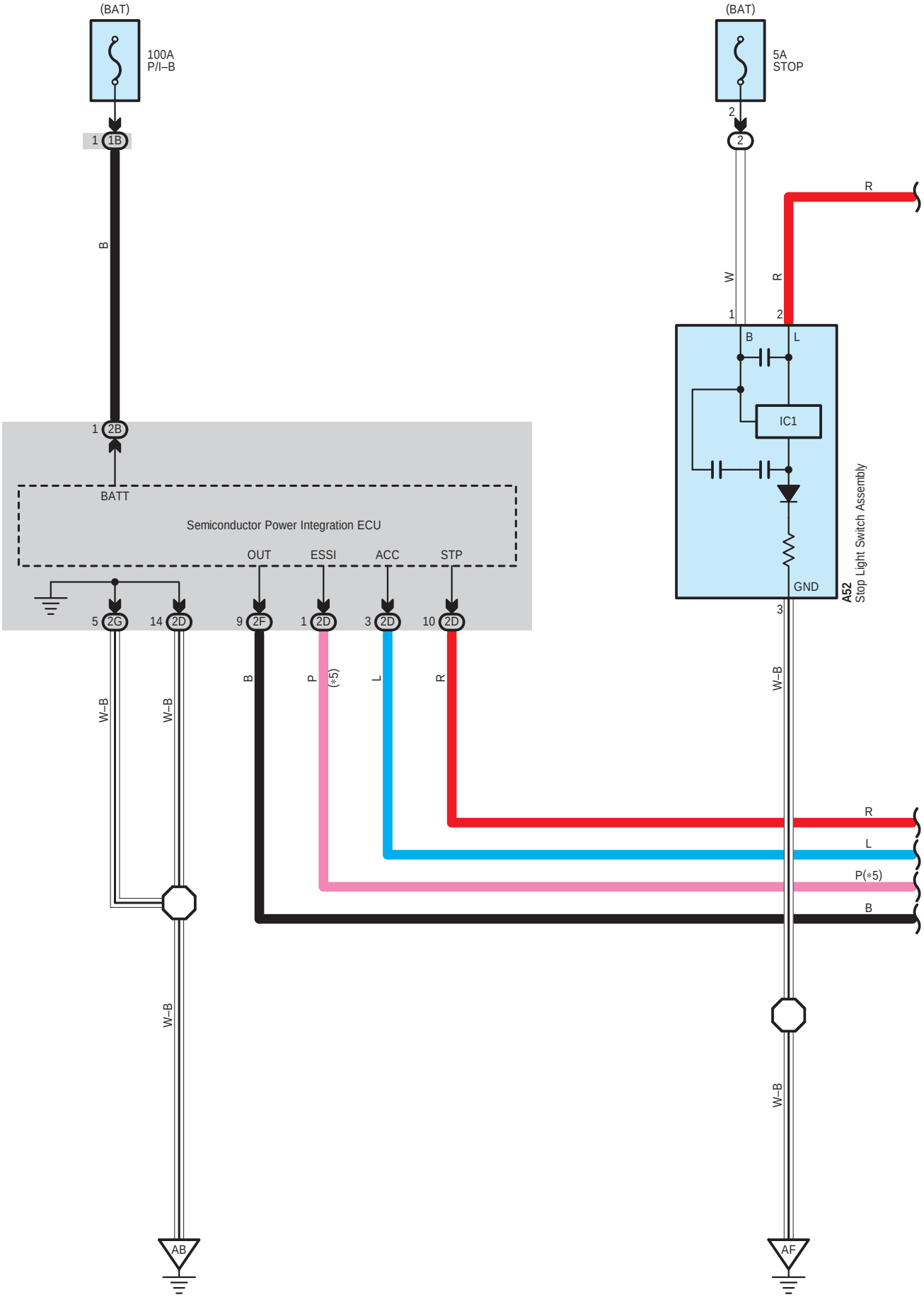
(BAT)
100A
P/I–B
1
1B
B
1
2B
BATT
Semiconductor Power Integration ECU
OUT
ESSI
ACC
STP
5
2G
14
2D
9
2F
1
2D
3
2D
10
2D
W–B
W–B
B
P
(*5)
L
R
W–B
W–B
AB
(BAT)
5A
STOP
2
2
W
R
R
1
2
B
L
IC1
GND
A52
Stop Light Switch Assembly
3
W–B
R
L
P(*5)
B
W–B
AF

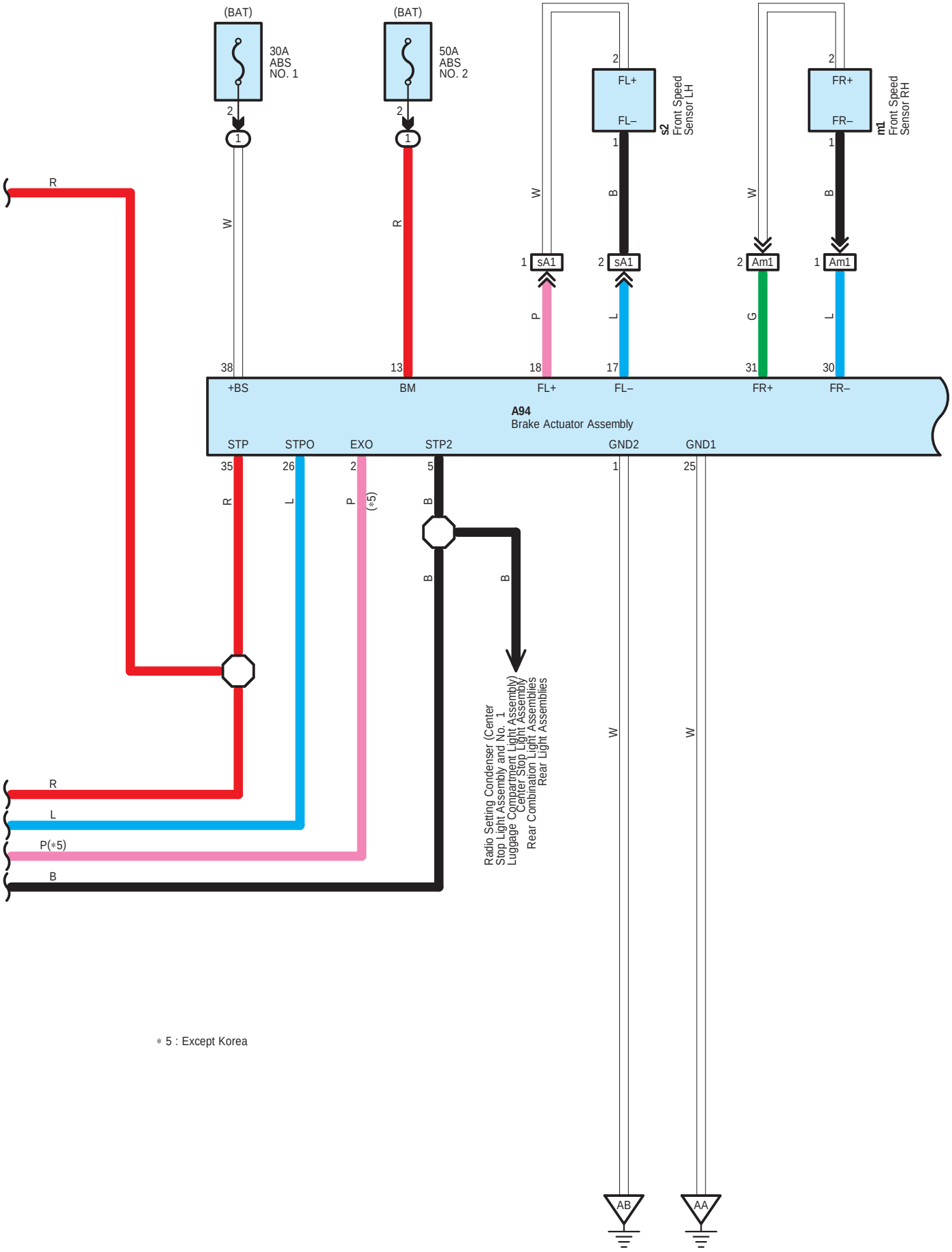

* 5 : Except Korea

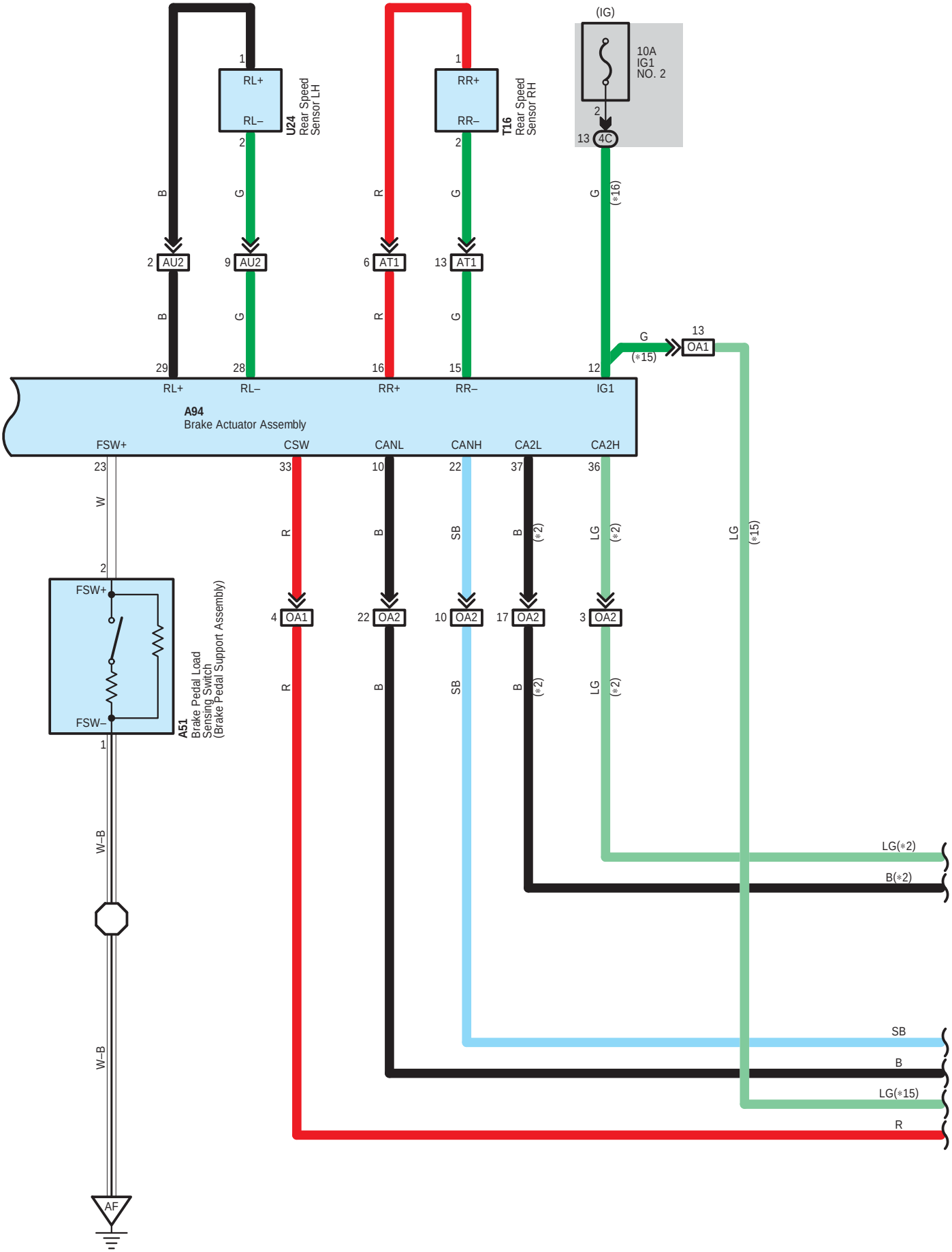
(IG)
10A
IG1
NO. 2
2
13 4C
1
RL+
RL–
2
U24
Rear Speed
Sensor LH
1
RR+
RR–
2
T16
Rear Speed
Sensor RH
B
G
R
G
G
(*16)
2 AU2
9 AU2
6 AT1
13 AT1
B
G
R
G
G
(*15)
13
OA1
29
28
16
15
12
RL+
RL–
RR+
RR–
IG1
A94
Brake Actuator Assembly
FSW+
CSW
CANL
CANH
CA2L
CA2H
23
33
10
22
37
36
W
R
B
SB
B
(*2)
LG
(*2)
LG
(*15)
2
FSW+
FSW–
1
A51
Brake Pedal Load
Sensing Switch
(Brake Pedal Support Assembly)
4 OA1
22 OA2
10 OA2
17 OA2
3 OA2
R
B
SB
B
(*2)
LG
(*2)
LG(*2)
B(*2)
W–B
W–B
SB
B
LG(*15)
R
AF

∗ 2 : w/ VGRS
∗ 3 : w/ Adaptive Variable Suspension
∗15 : w/ Stop & Start System
∗16 : w/o Stop & Start System
∗22 : w/ Pre–Collision System

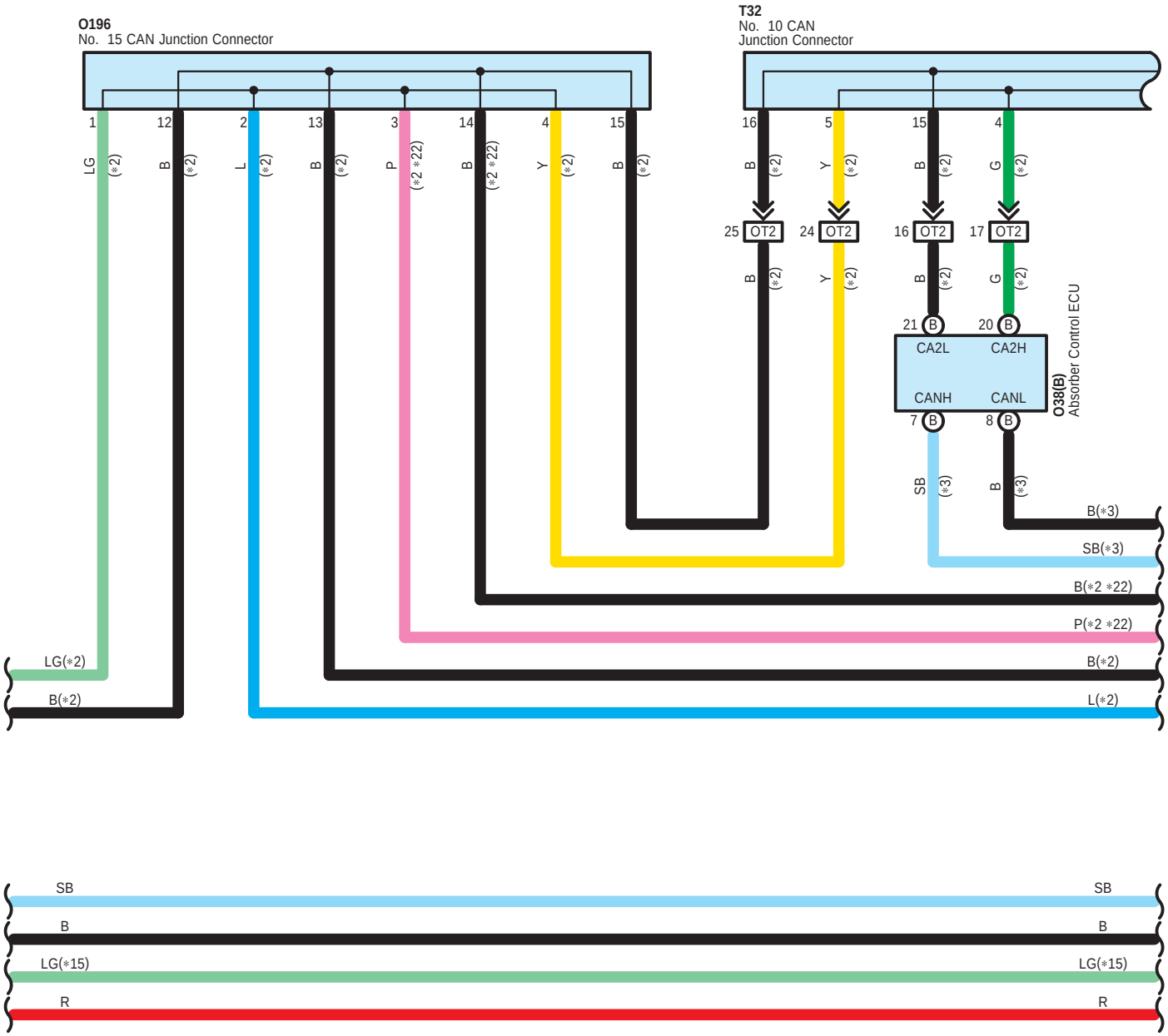

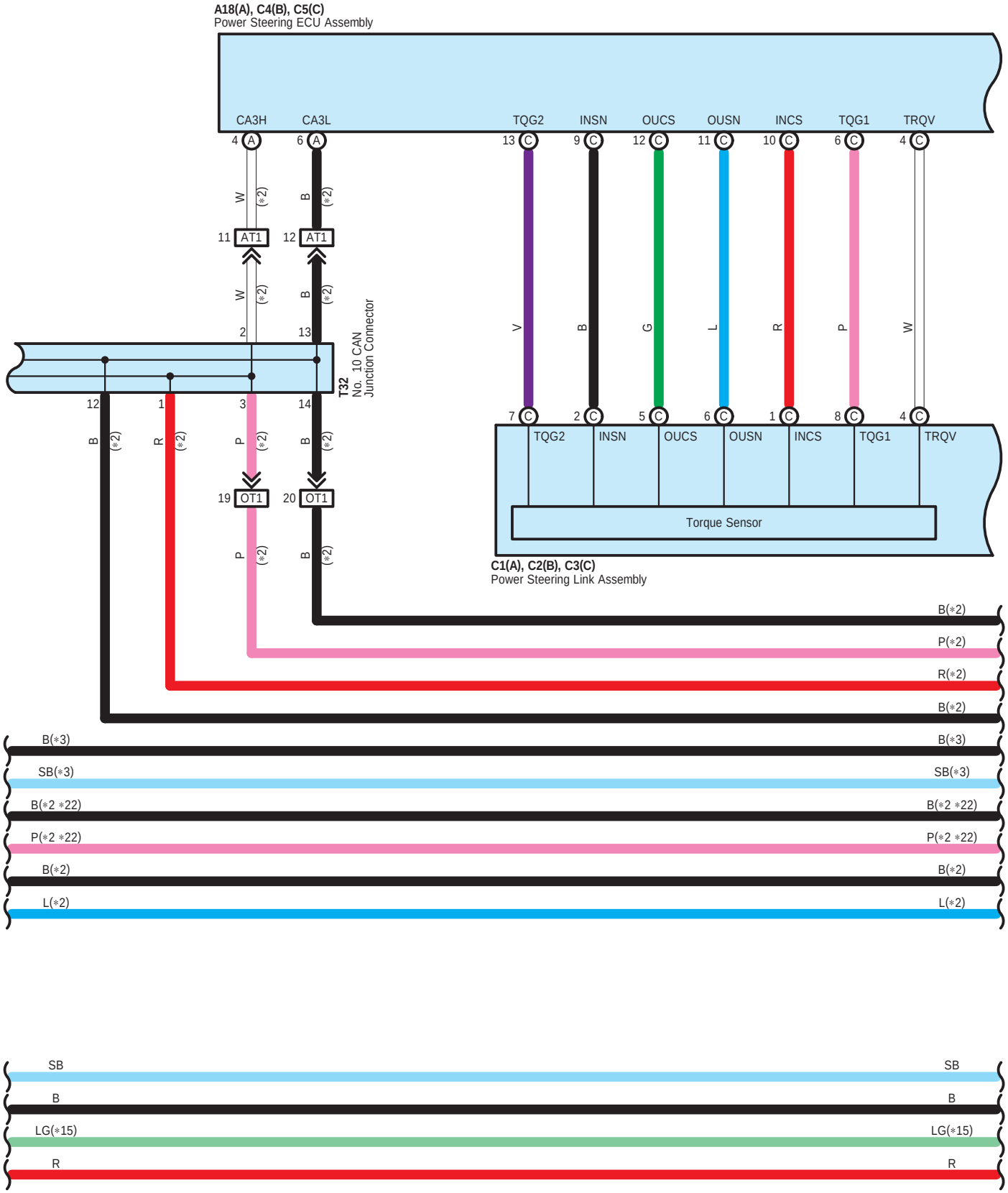
A18(A), C4(B), C5(C)
Power Steering ECU Assembly
CA3H
CA3L
TQG2
INSN
OUCS
OUSN
INCS
TQG1
TRQV
4 A
6 A
13 C
9 C
12 C
11 C
10 C
6 C
4 C
W
B
(*2)
11 AT1
12 AT1
2
13
T32
No. 10 CAN
Junction Connector
V
B
G
L
R
P
W
12
1
3
14
19 OT1
20 OT1
7 C
2 C
5 C
6 C
1 C
8 C
4 C
Torque Sensor
C1(A), C2(B), C3(C)
Power Steering Link Assembly
B(*2)
P(*2)
R(*2)
B(*3)
SB(*3)
B(*2 *22)
P(*2 *22)
L(*2)
SB
B
LG(*15)
R

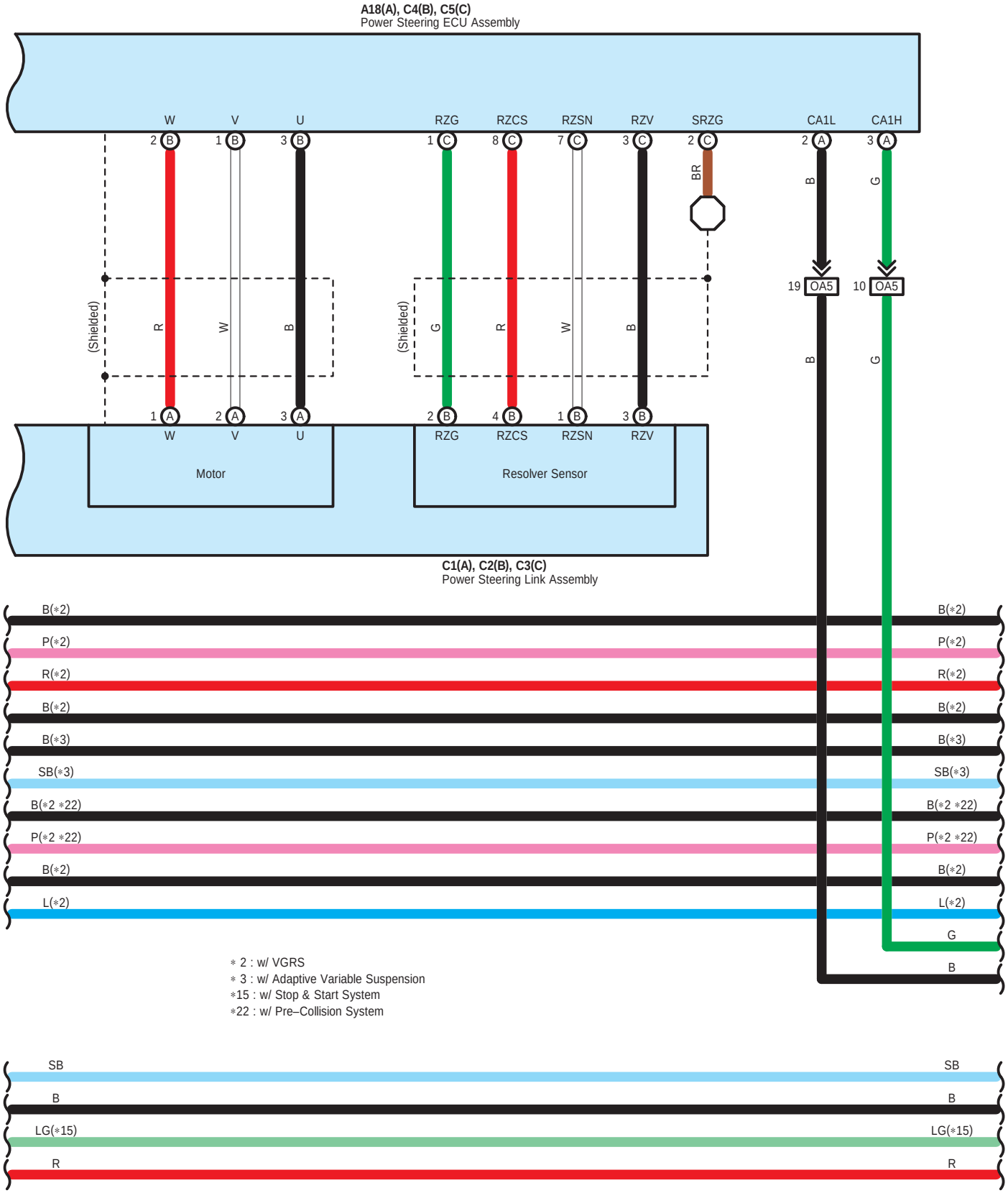
A18(A), C4(B), C5(C)
Power Steering ECU Assembly
W
V
U
RZG
RZCS
RZSN
RZV
SRZG
CA1L
CA1H
2 B
1 B
3 B
1 C
8 C
7 C
3 C
2 C
2 A
3 A
BR
B
G
19 OA5
10 OA5
(Shielded)
R
W
B
G
R
W
B
B
G
1 A
2 A
3 A
2 B
4 B
1 B
3 B
W
V
U
RZG
RZCS
RZSN
RZV
Motor
Resolver Sensor
C1(A), C2(B), C3(C)
Power Steering Link Assembly
B(∗2)
P(∗2)
R(∗2)
B(∗2)
B(∗3)
SB(∗3)
B(∗2 ∗22)
P(∗2 ∗22)
B(∗2)
L(∗2)
G
B
∗ 2 : w/ VGRS
∗ 3 : w/ Adaptive Variable Suspension
∗15 : w/ Stop & Start System
∗22 : w/ Pre–Collision System
SB
B
LG(∗15)
R

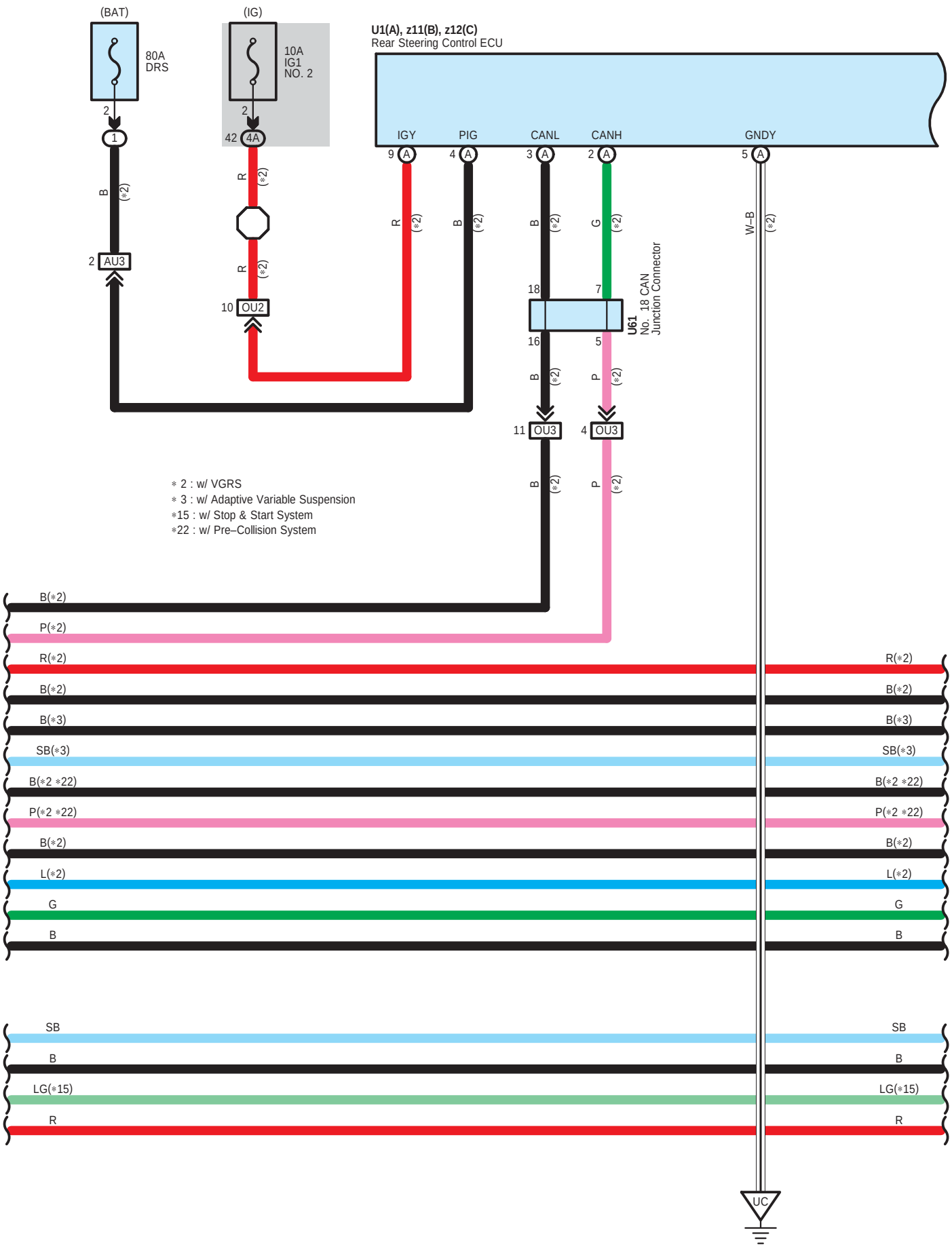
(BAT)
80A
DRS
(IG)
10A
IG1
NO. 2
U1(A), z11(B), z12(C)
Rear Steering Control ECU
IGY
PIG
CANL
CANH
GNDY
AU3
OU2
OU3
U61
No. 18 CAN
Junction Connector
∗ 2 : w/ VGRS
∗ 3 : w/ Adaptive Variable Suspension
∗15 : w/ Stop & Start System
∗22 : w/ Pre–Collision System
B(∗2)
P(∗2)
R(∗2)
B(∗2)
B(∗3)
SB(∗3)
B(∗2 ∗22)
P(∗2 ∗22)
B(∗2)
L(∗2)
G
B
SB
B
LG(∗15)
R
UC

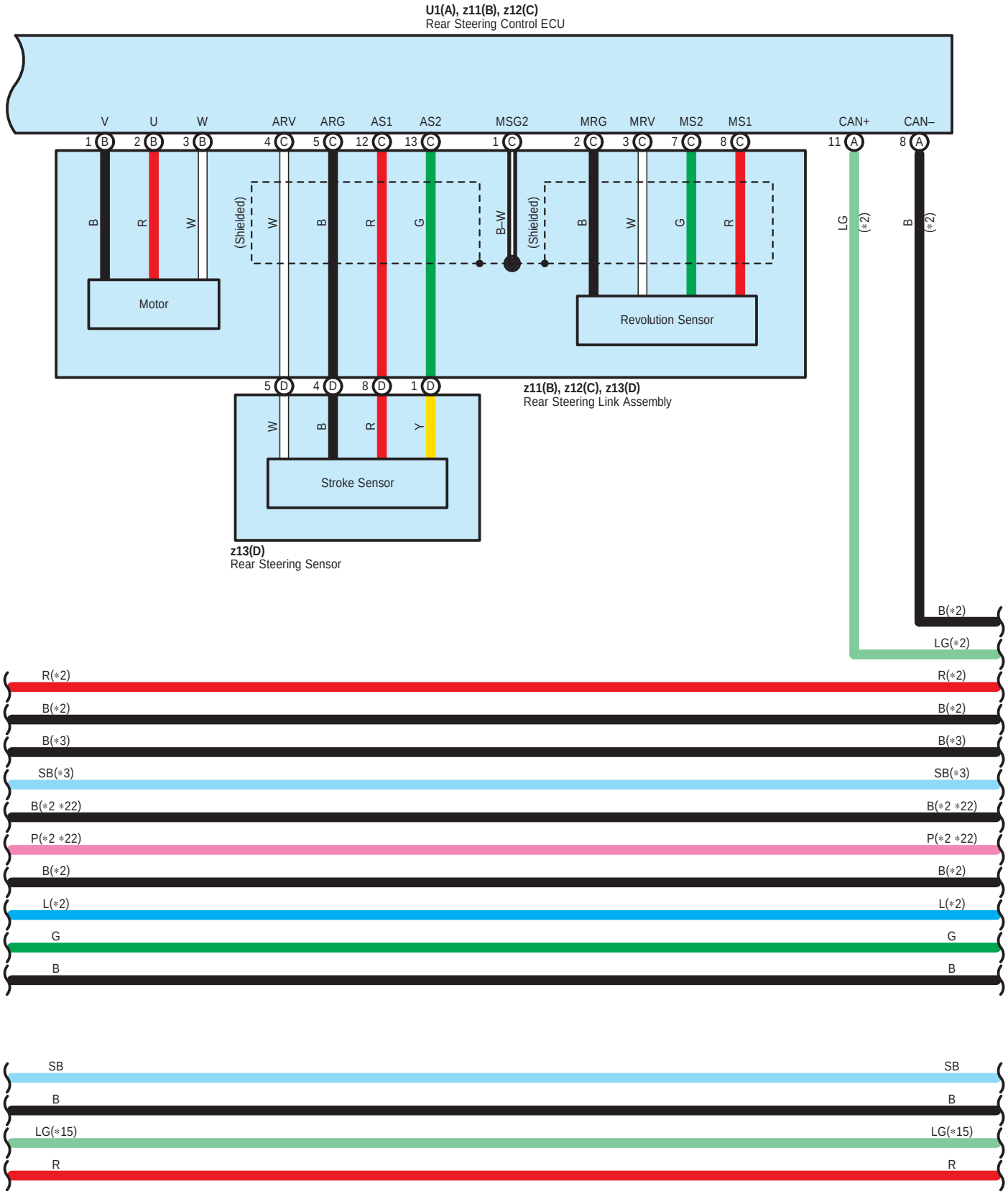
U1(A), z11(B), z12(C)
Rear Steering Control ECU
V
U
W
ARV
ARG
AS1
AS2
MSG2
MRG
MRV
MS2
MS1
CAN+
CAN–
1 B
2 B
3 B
4 C
5 C
12 C
13 C
1 C
2 C
3 C
7 C
8 C
11 A
8 A
B
R
W
(Shielded)
W
B
R
G
B–W
(Shielded)
B
W
G
R
LG
(∗2)
B
(∗2)
Motor
Revolution Sensor
5 D
4 D
8 D
1 D
z11(B), z12(C), z13(D)
Rear Steering Link Assembly
W
B
R
Y
Stroke Sensor
z13(D)
Rear Steering Sensor
B(∗2)
LG(∗2)
R(∗2)
B(∗2)
B(∗3)
SB(∗3)
B(∗2 ∗22)
P(∗2 ∗22)
B(∗2)
L(∗2)
G
B
SB
B
LG(∗15)
R

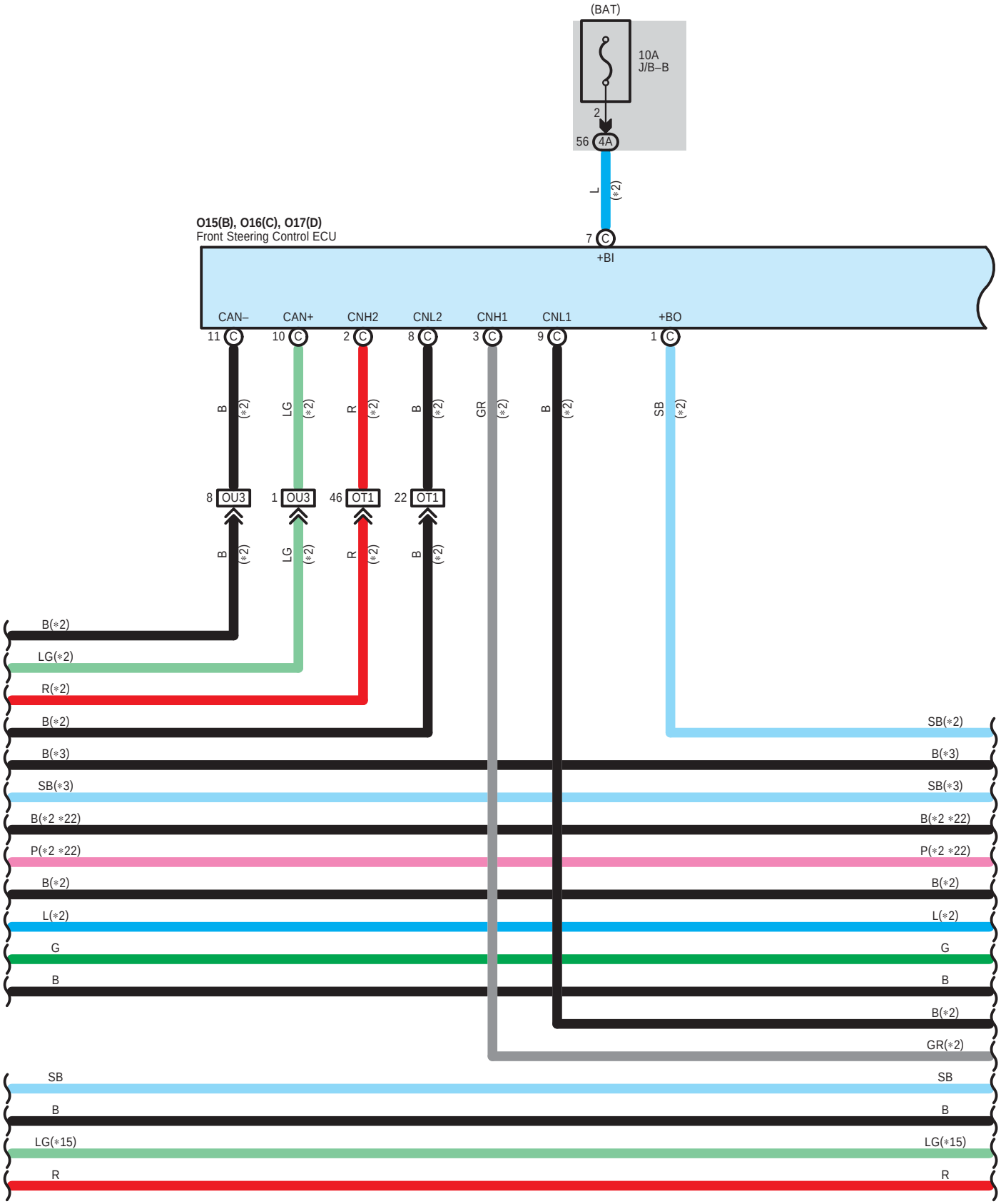
(BAT)
10A
J/B–B
2
56 4A
L (*2)
O15(B), O16(C), O17(D)
Front Steering Control ECU
7 C
+BI
CAN–
CAN+
CNH2
CNL2
CNH1
CNL1
+BO
11 C
10 C
2 C
8 C
3 C
9 C
1 C
B (*2)
LG (*2)
R (*2)
B (*2)
GR (*2)
B (*2)
SB (*2)
8 OU3
1 OU3
46 OT1
22 OT1
B (*2)
LG (*2)
R (*2)
B (*2)
B(*2)
LG(*2)
R(*2)
B(*2)
SB(*2)
B(*3)
B(*3)
SB(*3)
SB(*3)
B(*2 *22)
B(*2 *22)
P(*2 *22)
P(*2 *22)
B(*2)
B(*2)
L(*2)
L(*2)
G
G
B
B
B(*2)
GR(*2)
SB
SB
B
B
LG(*15)
LG(*15)
R
R

∗ 2 : w/ VGRS
∗ 3 : w/ Adaptive Variable Suspension
∗15 : w/ Stop & Start System
∗22 : w/ Pre–Collision System

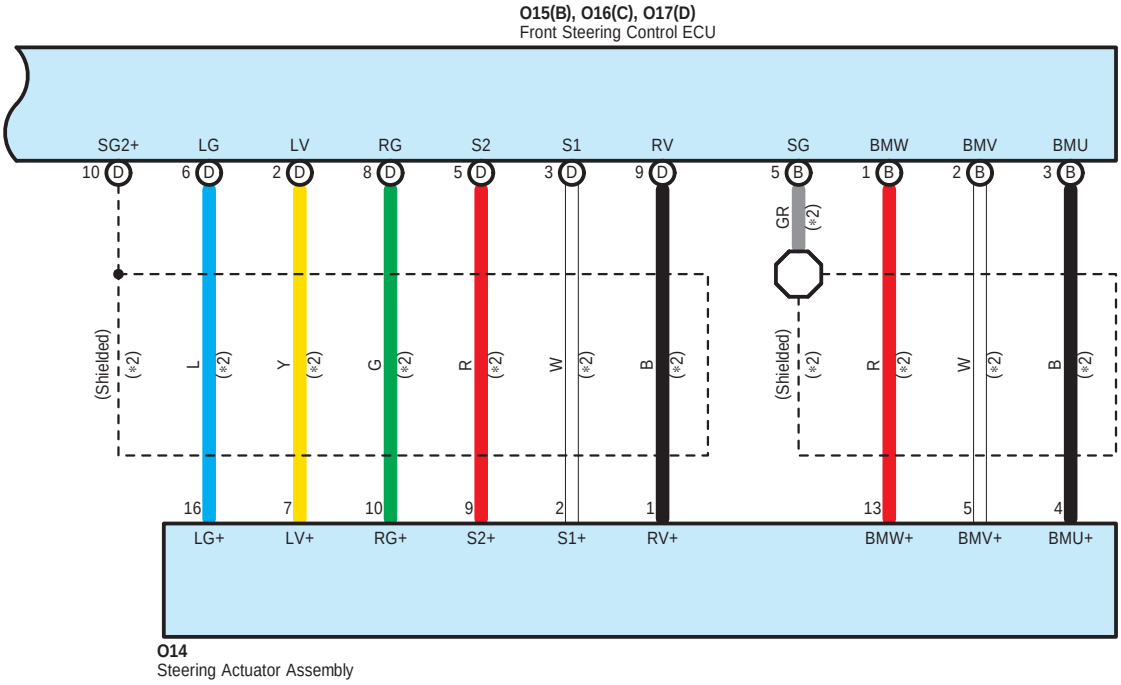

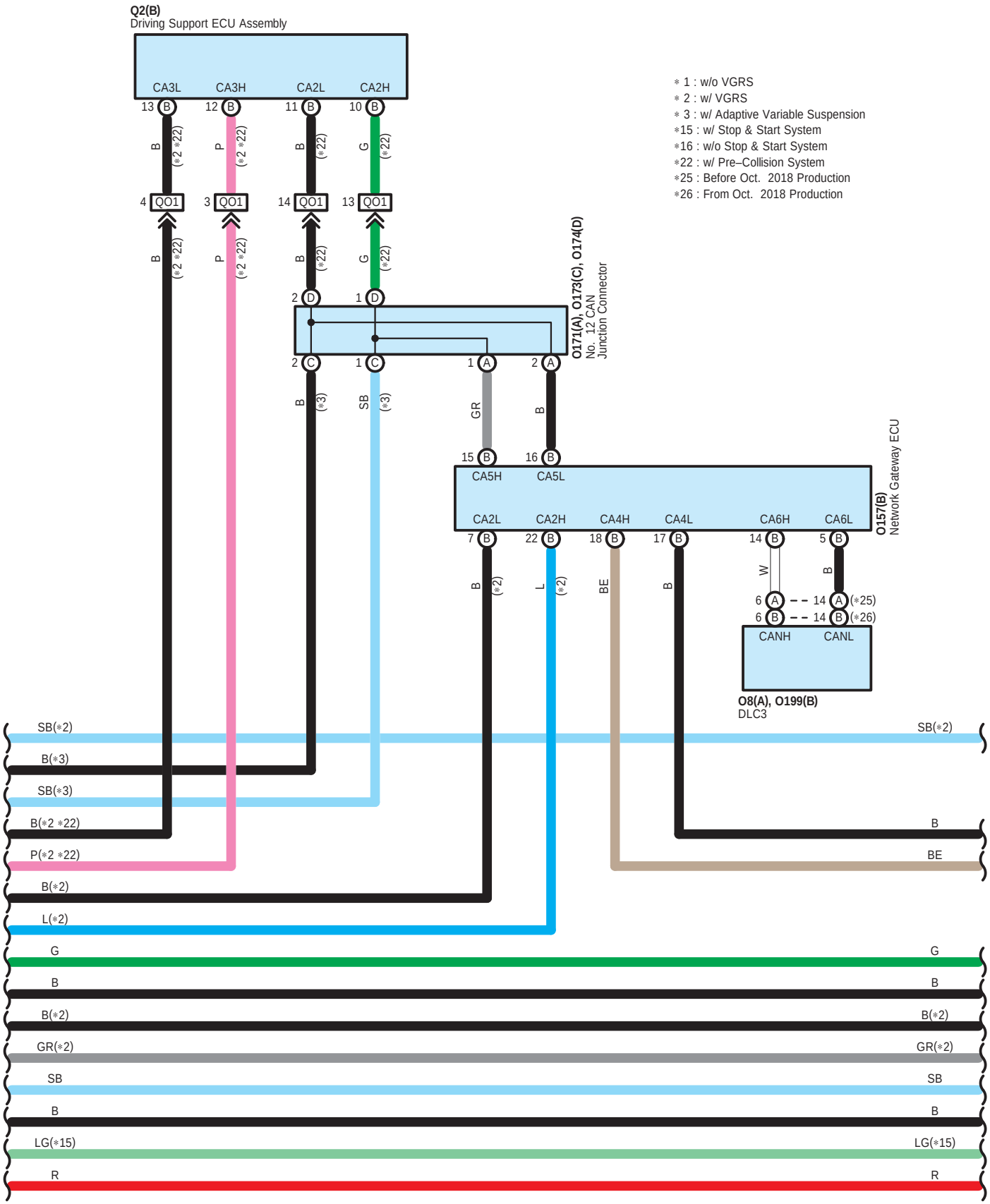

* 1 : w/o VGRS
* 2 : w/ VGRS
* 3 : w/ Adaptive Variable Suspension
*15 : w/ Stop & Start System
*16 : w/o Stop & Start System
*22 : w/ Pre–Collision System
*25 : Before Oct. 2018 Production
*26 : From Oct. 2018 Production

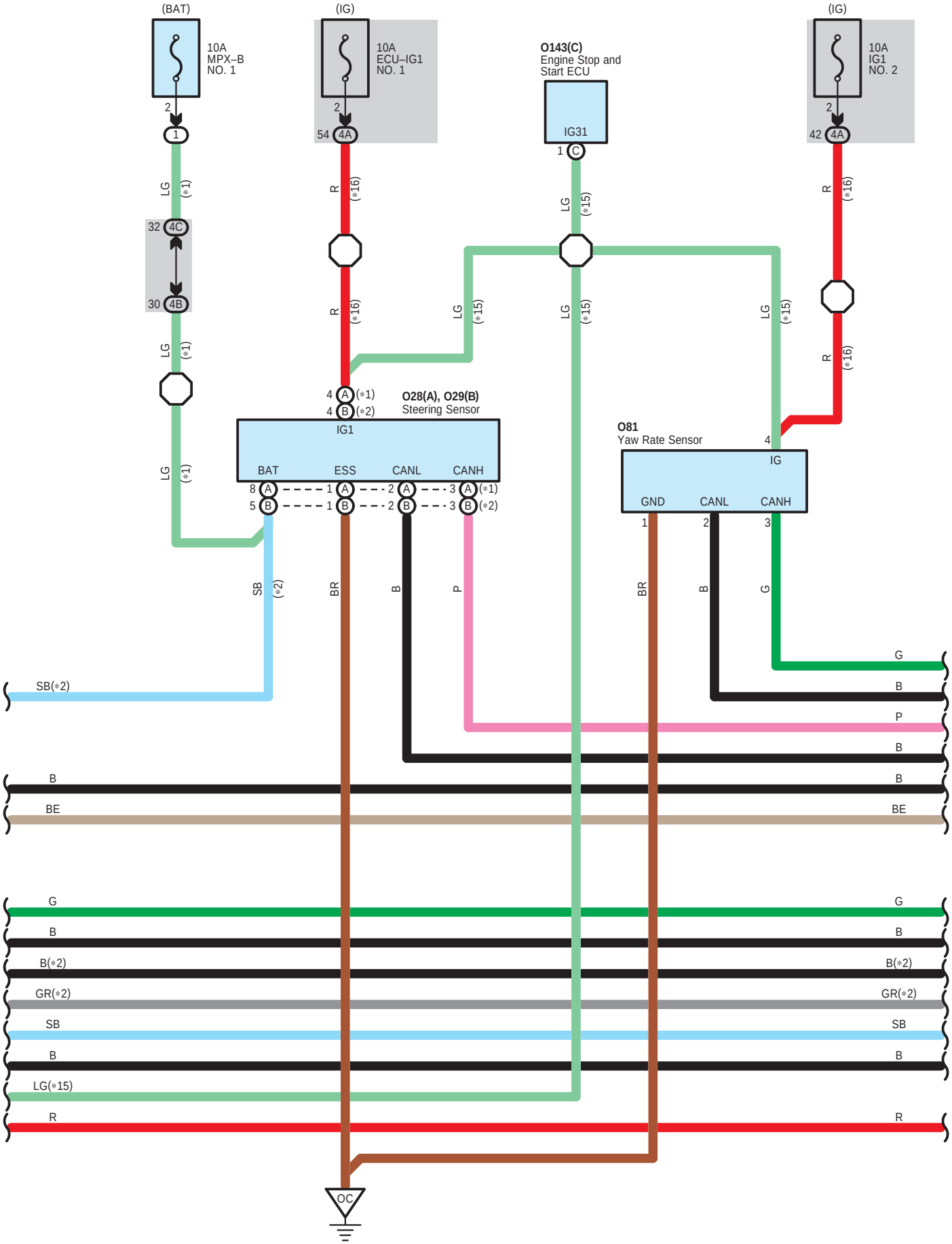
(BAT)
10A
MPX–B
NO. 1
(IG)
10A
ECU–IG1
NO. 1
O143(C)
Engine Stop and
Start ECU
IG31
(IG)
10A
IG1
NO. 2
O28(A), O29(B)
Steering Sensor
IG1
BAT
ESS
CANL
CANH
O81
Yaw Rate Sensor
IG
GND
CANL
CANH
SB(*2)
OC

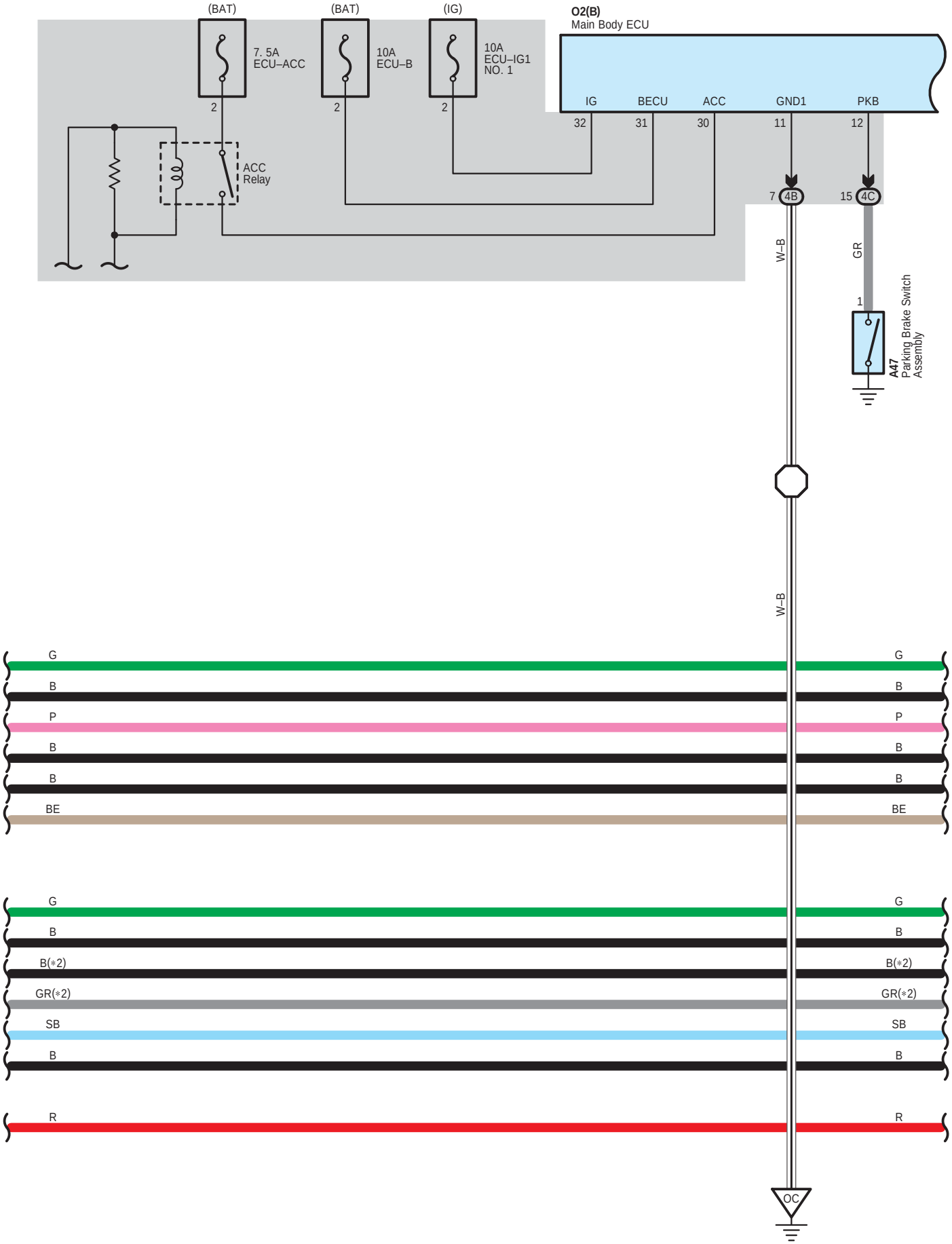
(BAT)
(BAT)
(IG)
7. 5A
ECU–ACC
10A
ECU–B
10A
ECU–IG1
NO. 1
2
2
2
O2(B)
Main Body ECU
IG
BECU
ACC
GND1
PKB
32
31
30
11
12
ACC
Relay
7
4B
15
4C
W–B
GR
1
A47
Parking Brake Switch
Assembly
W–B
G
B
P
B
B
BE
G
B
B(∗2)
GR(∗2)
SB
B
R
OC

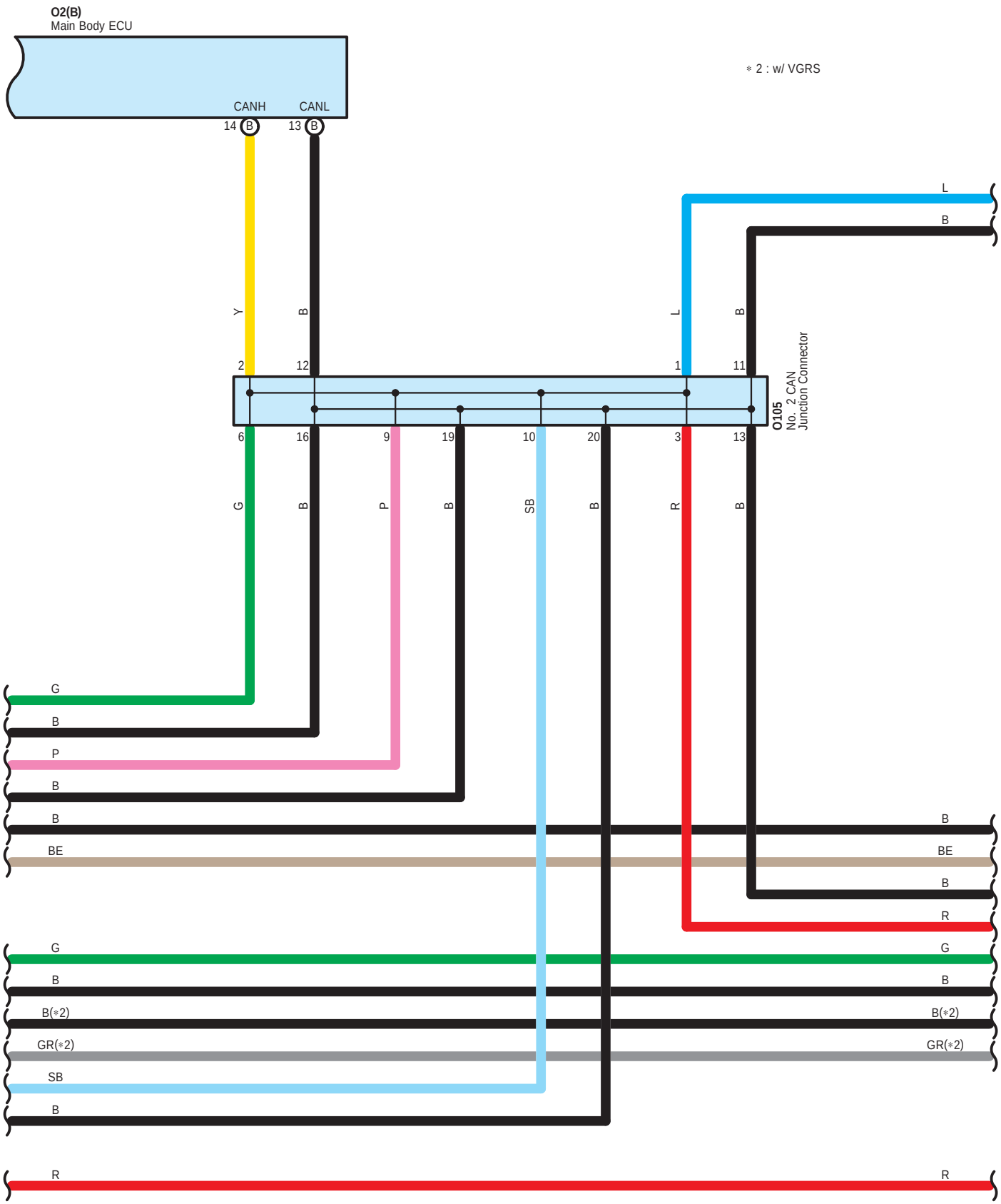
O2(B)
Main Body ECU
CANH
CANL
14 B
13 B
∗ 2 : w/ VGRS
Y
B
L
B
2
12
1
11
O105
No. 2 CAN
Juinction Connector
6
16
9
19
10
20
3
13
G
B
P
B
SB
B
R
B
G
B
P
B
B
BE
L
B
BE
B
R
G
B
B(∗2)
GR(∗2)
SB
B
G
B
B(∗2)
GR(∗2)
R
R

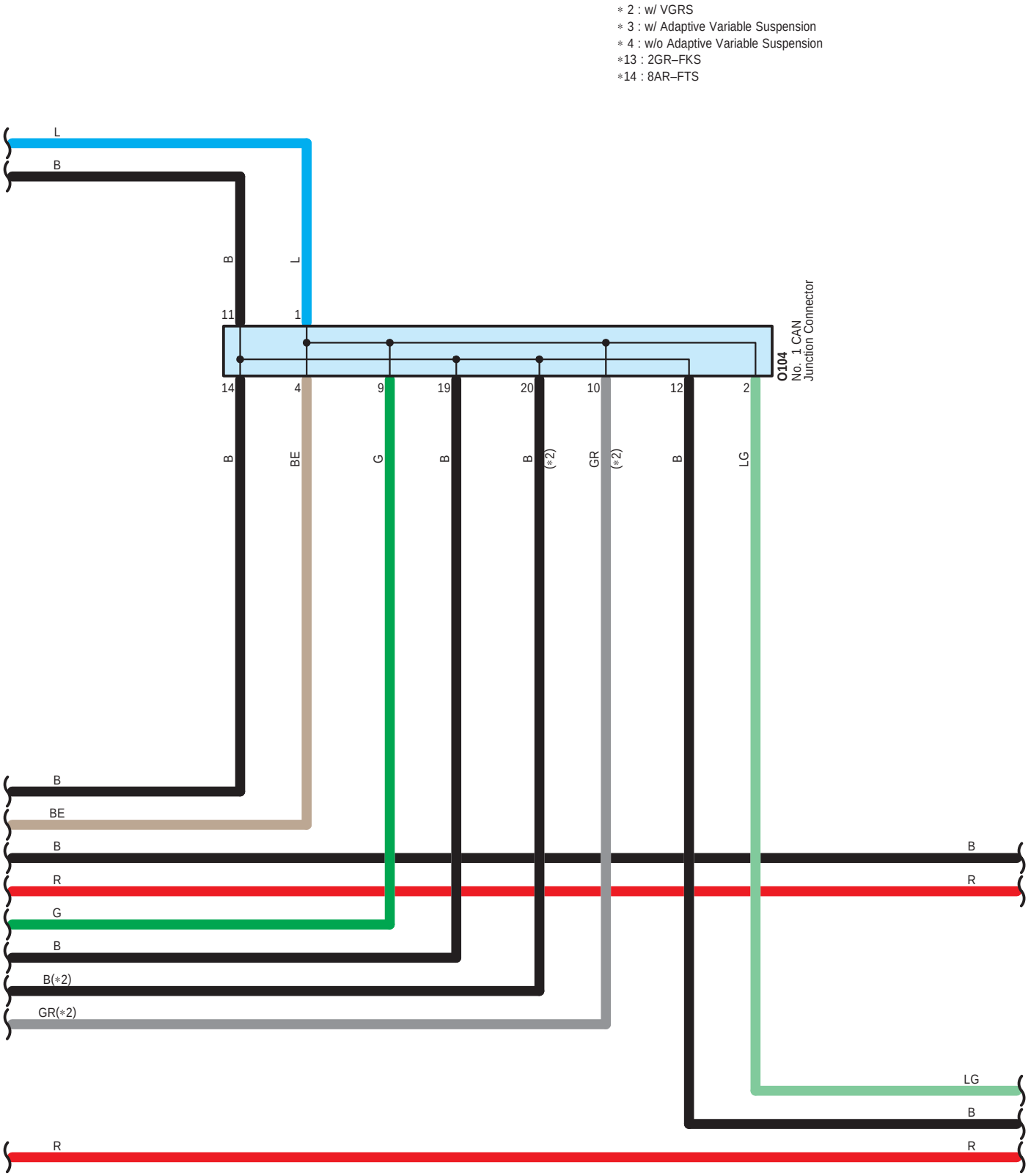
∗ 2 : w/ VGRS
∗ 3 : w/ Adaptive Variable Suspension
∗ 4 : w/o Adaptive Variable Suspension
∗13 : 2GR–FKS
∗14 : 8AR–FTS
O104
No. 1 CAN
Junction Connector
11
1
14
4
9
19
20
10
12
2
B
L
BE
G
GR
LG
(∗2)
B(∗2)
GR(∗2)
R

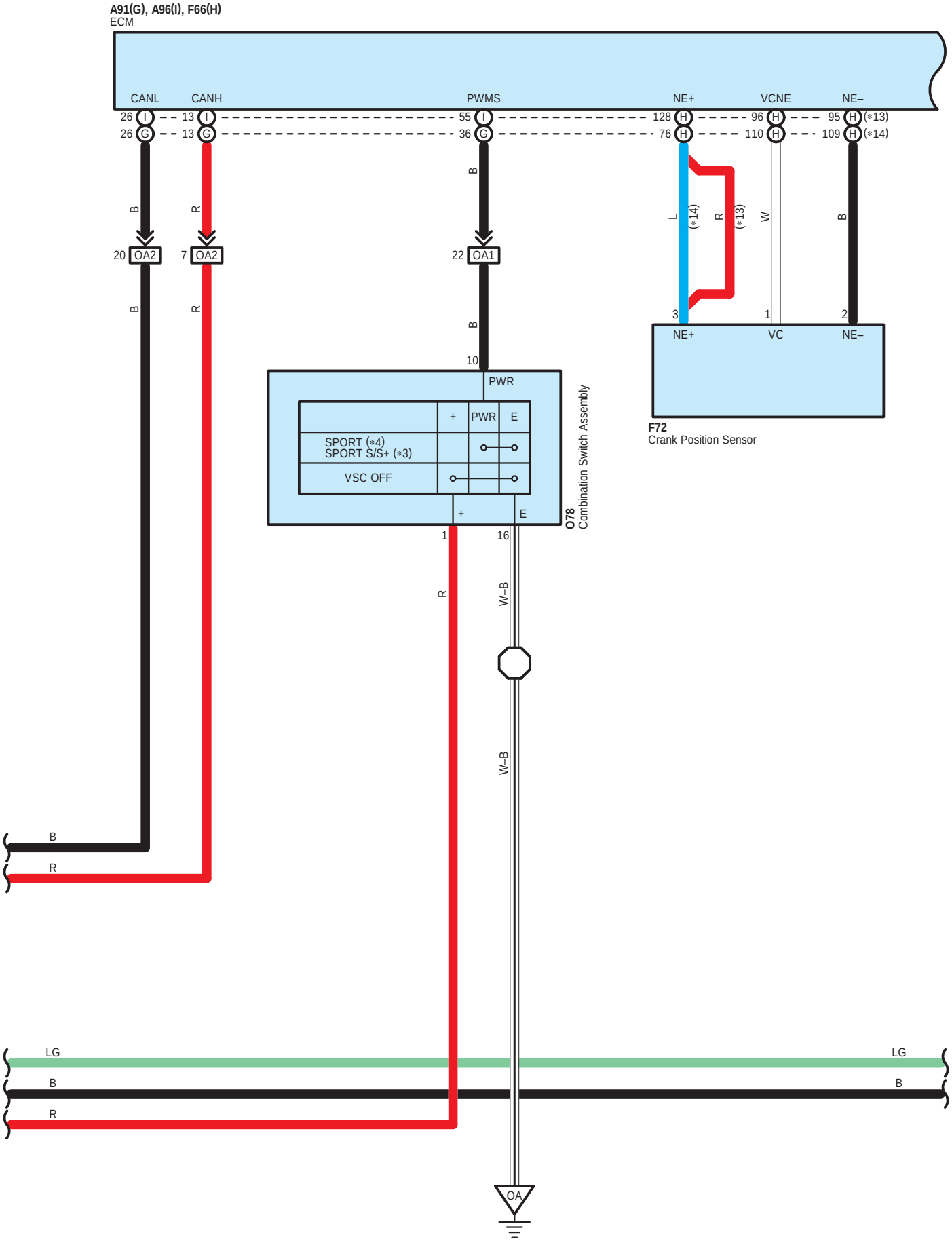
A91(G), A96(I), F66(H)
ECM
CANL
CANH
PWMS
NE+
VCNE
NE–
26 I
26 G
13 I
13 G
55 I
36 G
128 H
76 H
96 H
110 H
95 H (*13)
109 H (*14)
B
R
B
B
L
(*14)
R
(*13)
W
B
20 OA2
7 OA2
22 OA1
3
1
2
NE+
VC
NE–
F72
Crank Position Sensor
10
PWR
+
PWR
E
SPORT (*4)
SPORT S/S+ (*3)
VSC OFF
+
E
O78
Combination Switch Assembly
1
16
R
W–B
W–B
B
R
LG
B
R
LG
B
OA

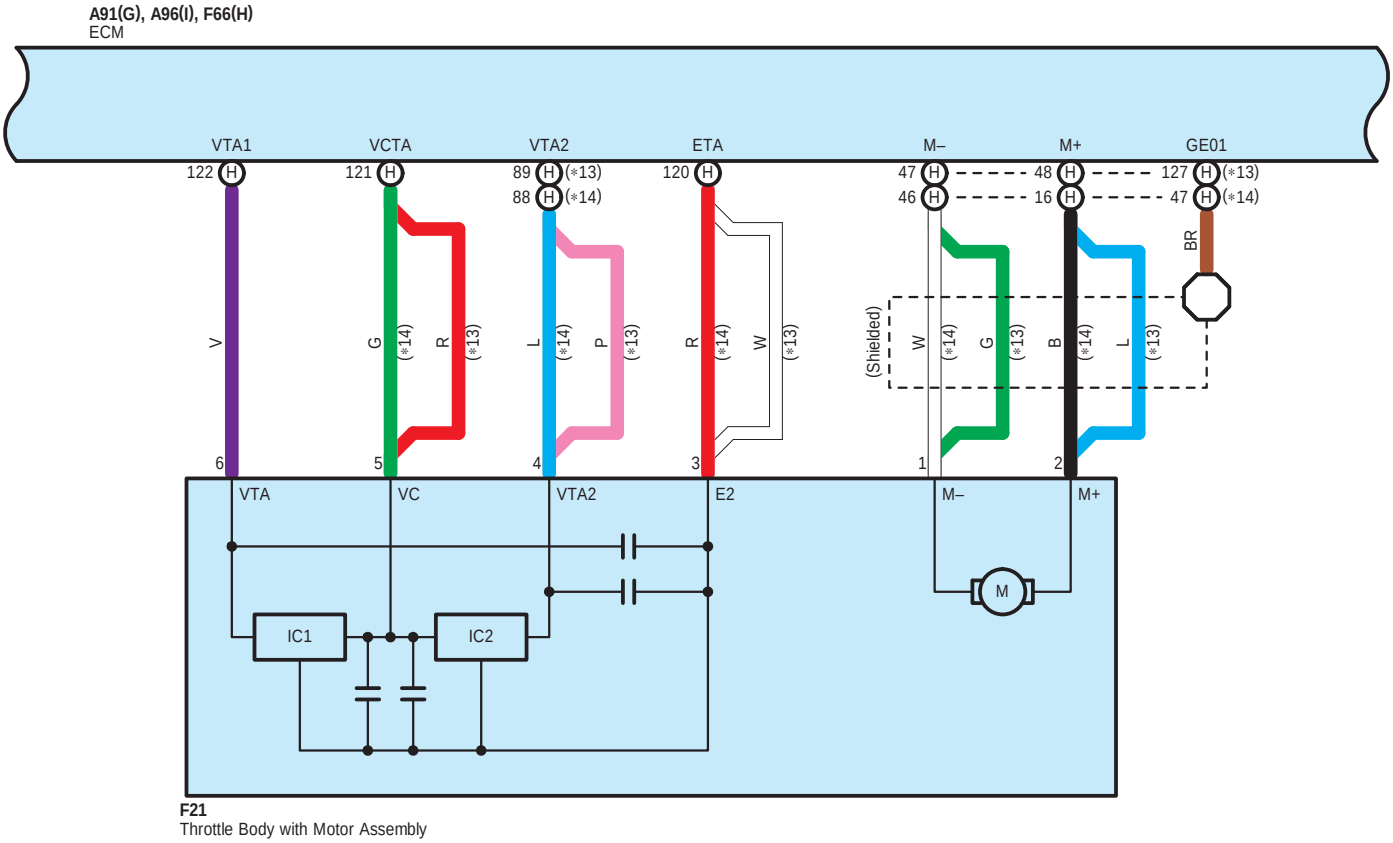

*13 : 2GR–FKS
*14 : 8AR–FTS

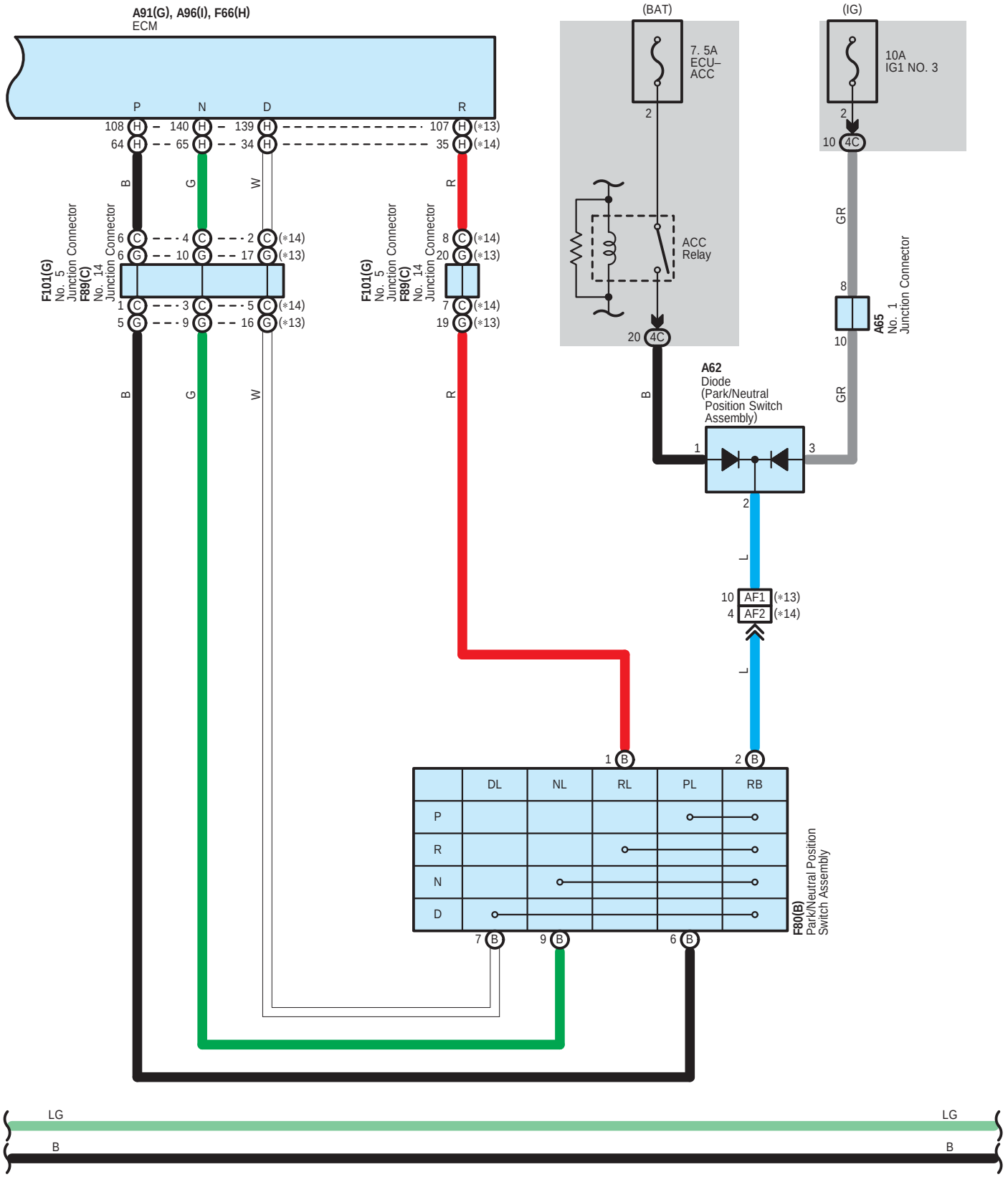
A91(G), A96(I), F66(H)
ECM
P
N
D
R
108 H
140 H
139 H
107 H (*13)
64 H
65 H
34 H
35 H (*14)
B
G
W
R
F101(G) No. 5 Junction Connector
F89(C) No. 14 Junction Connector
6 C
4 C
2 C (*14)
6 G
10 G
17 G (*13)
1 C
3 C
5 C (*14)
5 G
9 G
16 G (*13)
8 C (*14)
20 G (*13)
7 C (*14)
19 G (*13)
(BAT)
7. 5A
ECU–
ACC
2
ACC
Relay
20 4C
(IG)
10A
IG1 NO. 3
2
10 4C
GR
8
10
A65 No. 1 Junction Connector
A62
Diode
(Park/Neutral
Position Switch
Assembly)
1
3
2
L
10 AF1 (*13)
4 AF2 (*14)
1 B
2 B
DL
NL
RL
PL
RB
P
R
N
D
7 B
9 B
6 B
F80(B) Park/Neutral Position Switch Assembly
LG
B

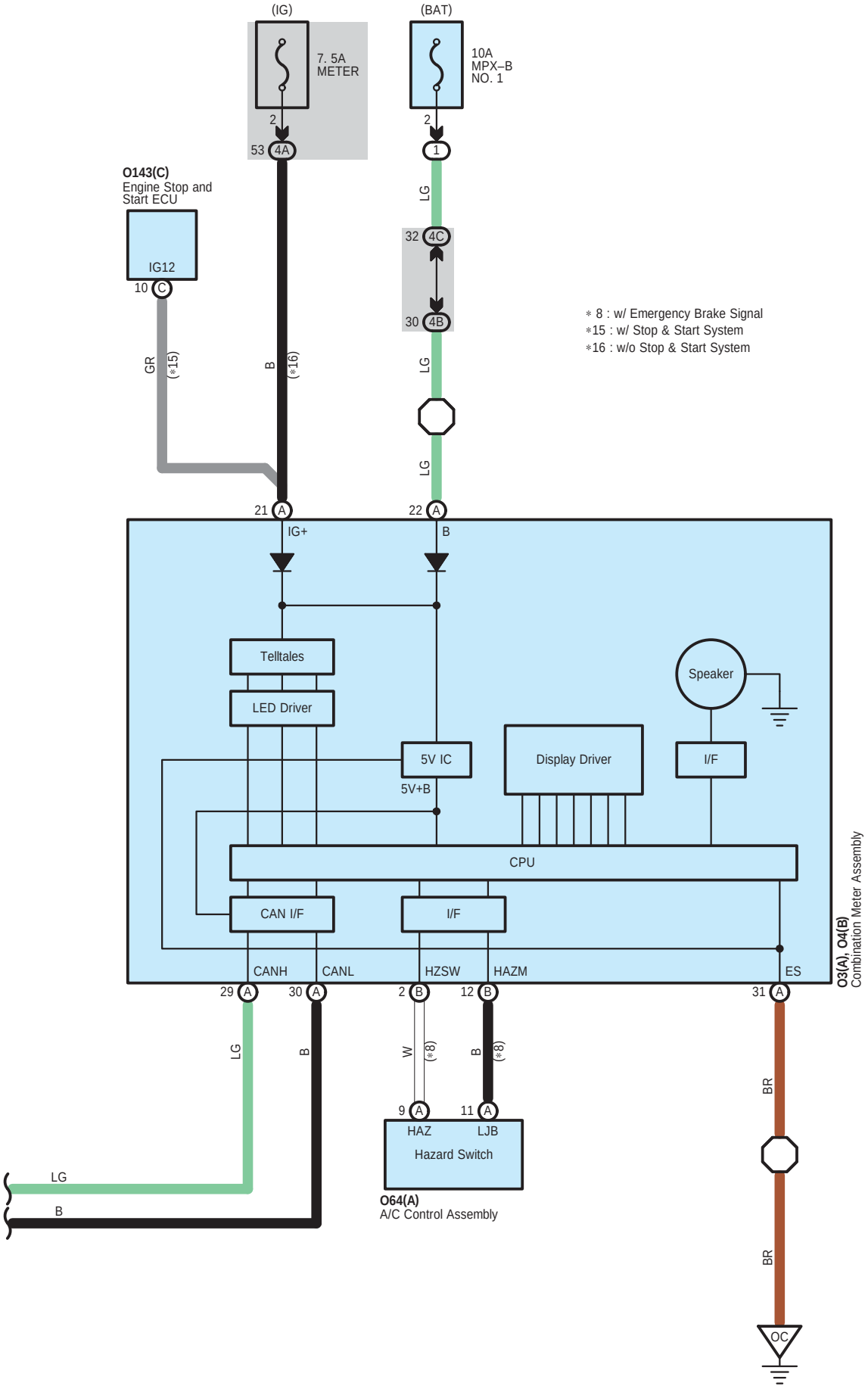
(IG)
7. 5A
METER
(BAT)
10A
MPX–B
NO. 1
O143(C)
Engine Stop and
Start ECU
IG12
∗ 8 : w/ Emergency Brake Signal
∗15 : w/ Stop & Start System
∗16 : w/o Stop & Start System
IG+
B
Telltales
LED Driver
Speaker
5V IC
5V+B
Display Driver
I/F
CPU
CAN I/F
I/F
CANH
CANL
HZSW
HAZM
ES
O3(A), O4(B)
Combination Meter Assembly
HAZ
LJB
Hazard Switch
O64(A)
A/C Control Assembly
OC

A18
Black

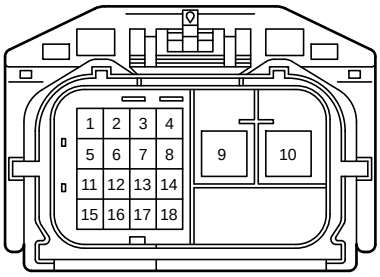

90980-12573

A47
Black

90980-10871

A51
Blue

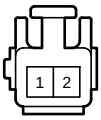

90980-10825

A52
White

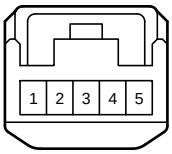

90980-12366

A62
Gray

90980-11071

A65
White

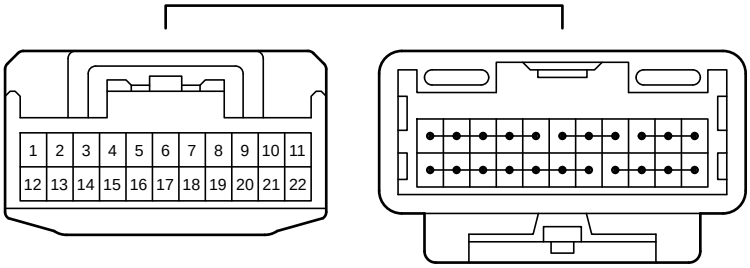

90980-12372

A91
Black

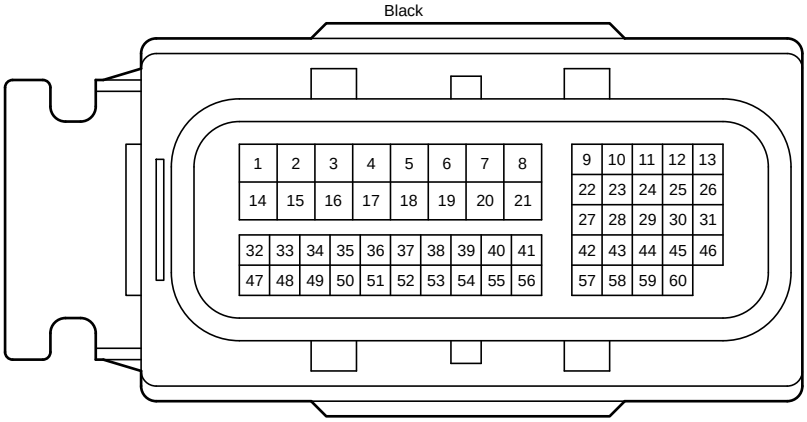

90980-12931

A94
Black

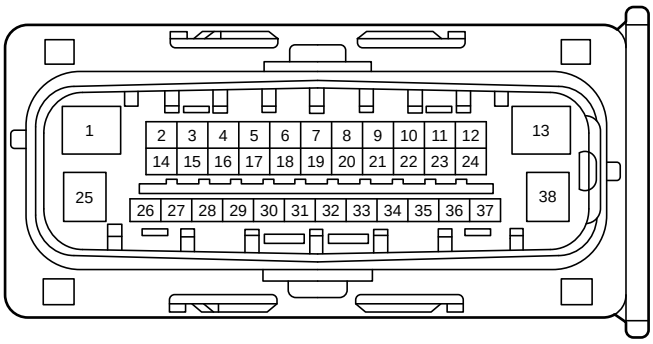

90980-12B01

A96
Black

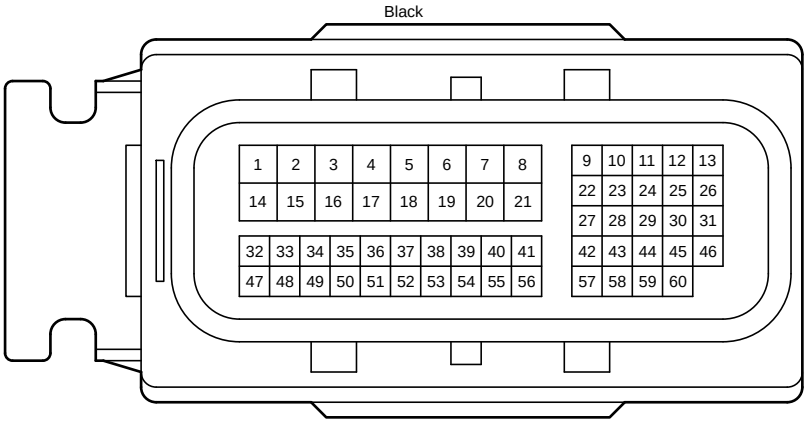

90980-12931

C1
Gray

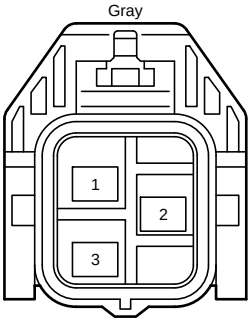

90980-12648

C2
Gray

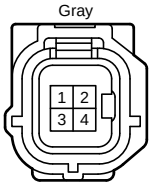

90980-12495

C3
Gray

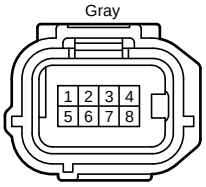

90980-12520

C4
Black

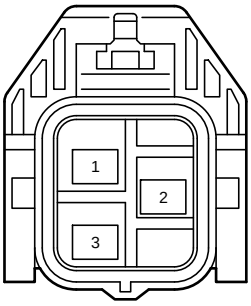

90980-12648

C5
Black

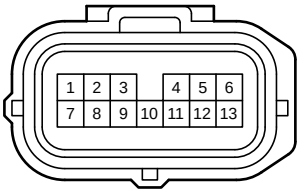

90980-12326

F21
Black

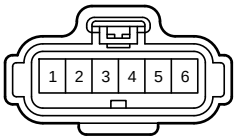

90980-11858

F66
Black

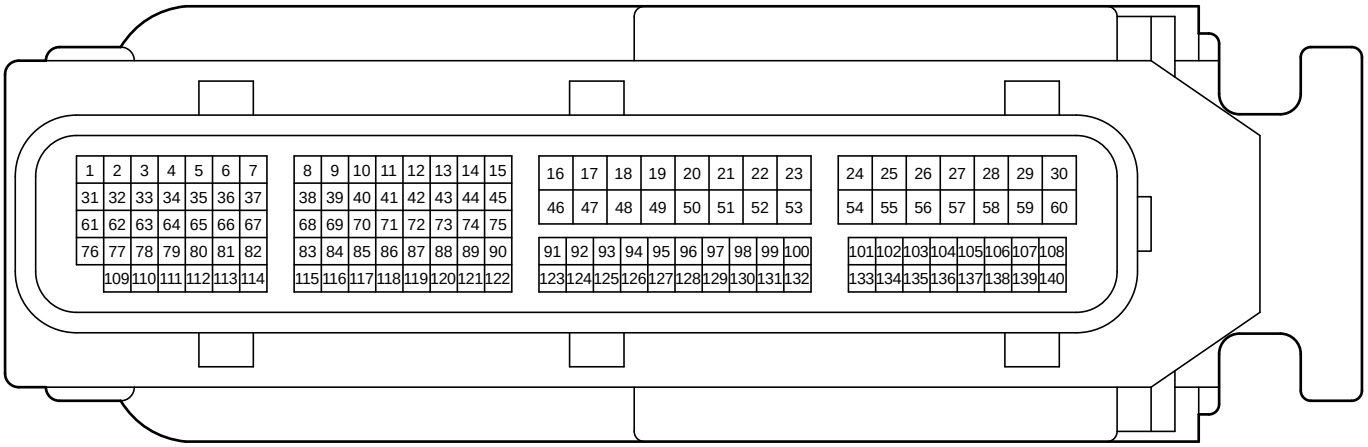

90980-12836

F72
Black

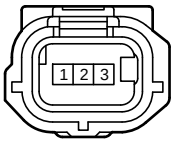

90980-12353

F80
Black

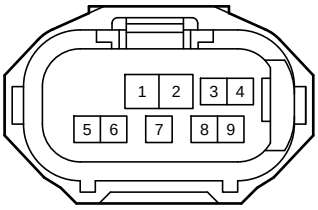

90980-12A23

F89
Black

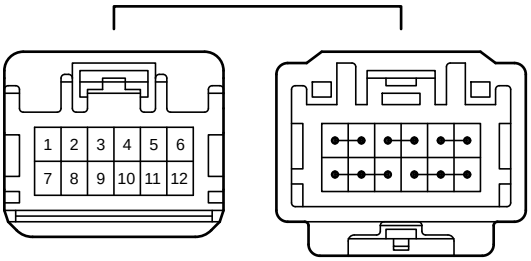

90980-12737

F101
Black

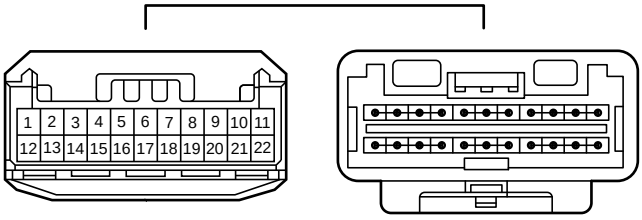

90980-12B54

O2
White

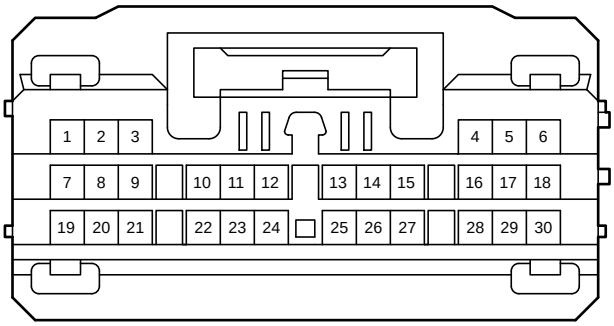

90980-12909

O3
Black

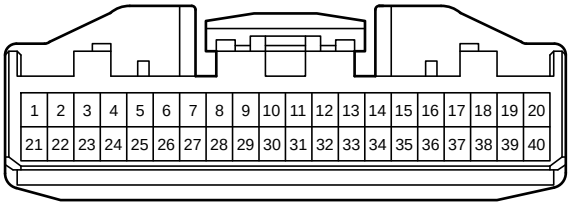

90980-12557

O4
Black

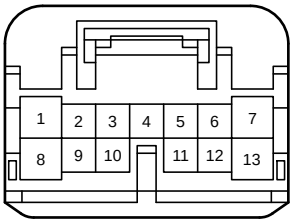

90980-12767

O8
White

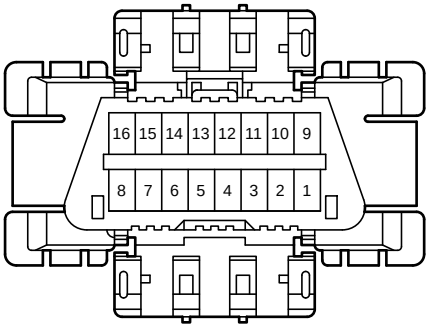

90980-11665

O14
White

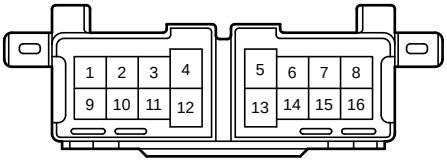

90980-11547

O15
White

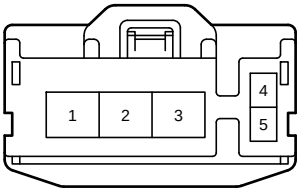

82824-30570

O16
White

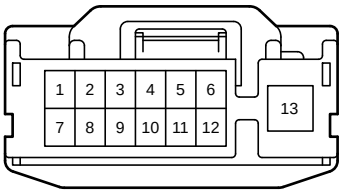

82824-30580

O17
White

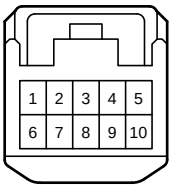

90980-12368

O28
Black

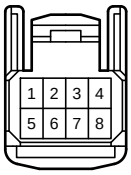

90980-12551

O29
White

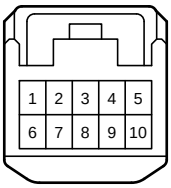

90980-12368

O38
Black

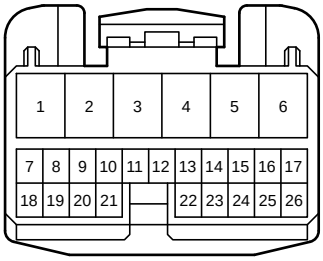

82824-50310

O64
Black



90980-12553

O78
Black



90980-12553

O81
Black



90980-12303

O104
White

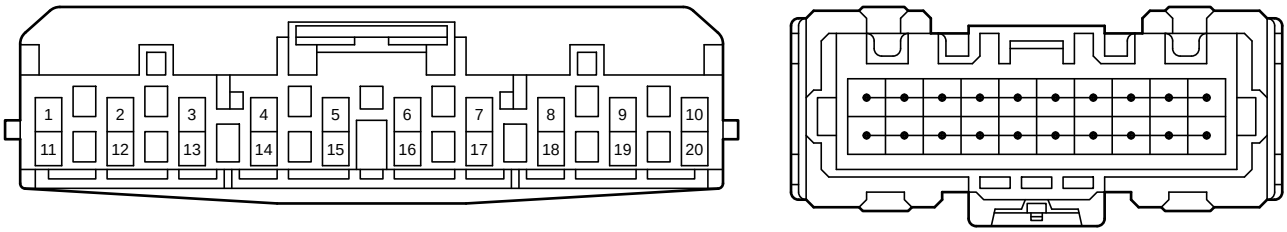

90980-12A58

O105
White

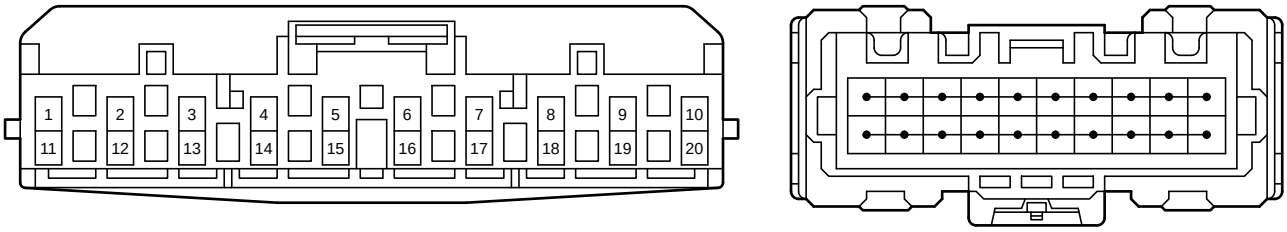

90980-12A58

O143
Black

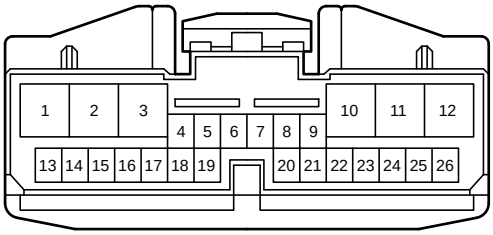

82824-12510

O157
Black

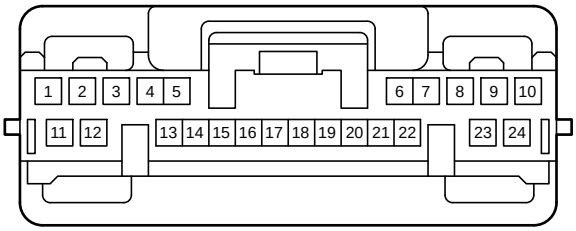

90980-12912

O171
White

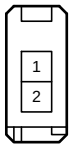

90980-12827

O173
White

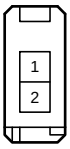

90980-12827

O174
White

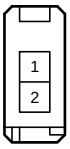

90980-12827

O196
Black

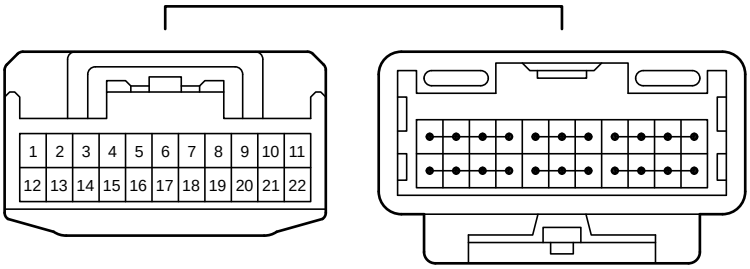

90980-12372

O199
White

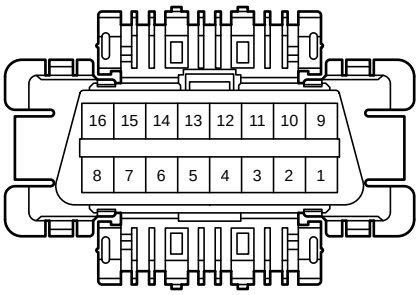

90980-12D97

Q2
White

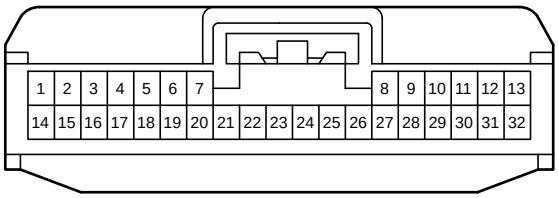

90980-12422

T16
White

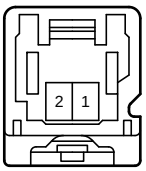

90980-12936

T32
Black

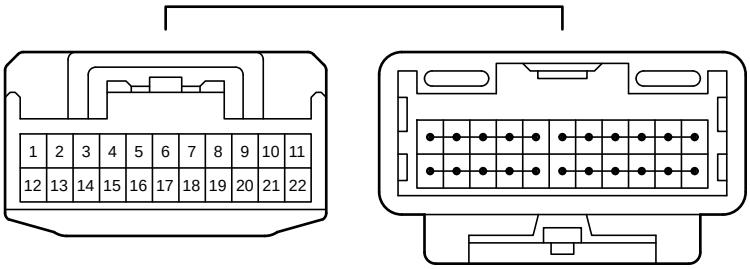

90980-12372

U1
Black

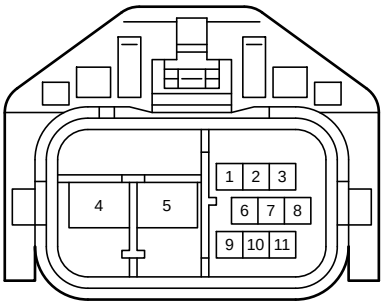

90980-12483

U24
White

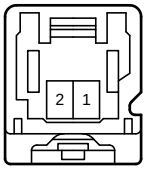

90980-12936

U61
White

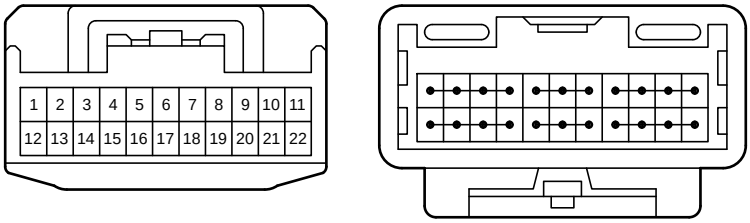

90980-12372

m1
Black

90980-11900

s2
Black

90980-11900

z11
Black

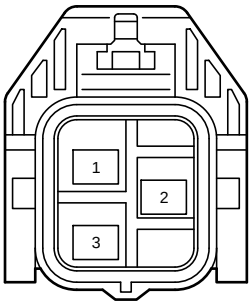

90980-12648

z12
Black

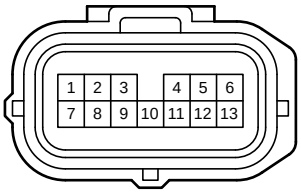

90980-12326

z13
White

90980-12519

1B
White

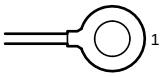

2B
Black

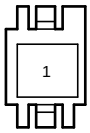

82660-30D50

2D
White

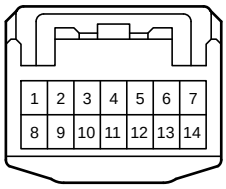

90980-12370

2F
White

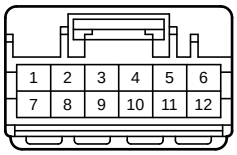

90980-12A56

2G
White

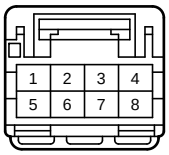

90980-12A54

4A
White

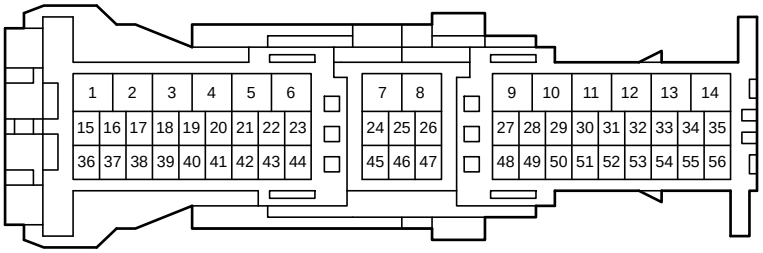

90980-12943

4B
White

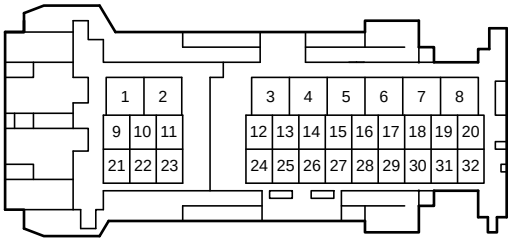

90980-12A48

4C
White

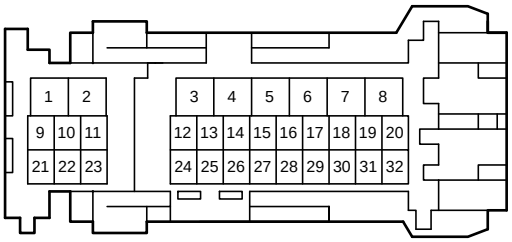

90980-12A47

AF1
White

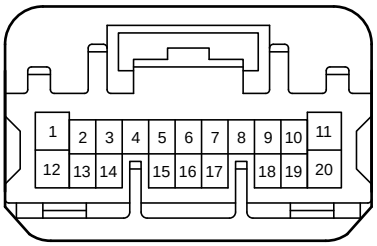

90980-12741

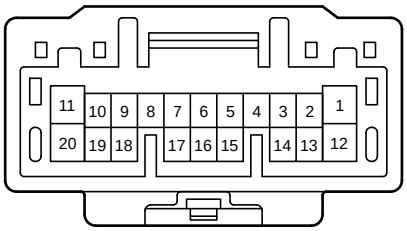

90980-12740

AF2
Gray

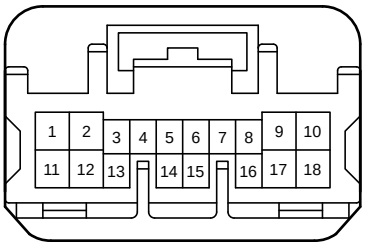

90980-12739

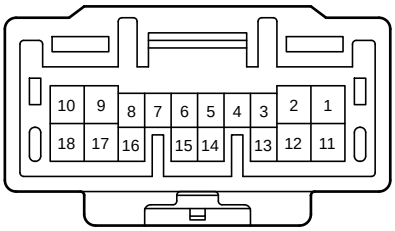

90980-12738

AT1
White

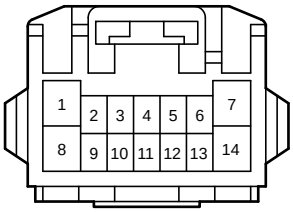

82824-53090

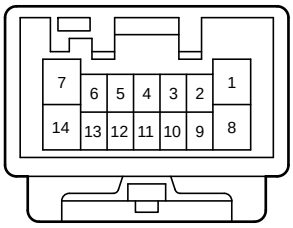

82824-53080

AU2
Blue

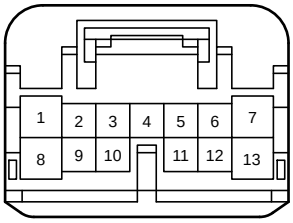

90980-12767

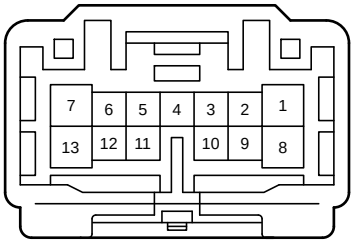

90980-12766

AU3
White

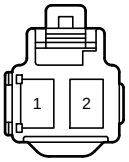

90980-10903

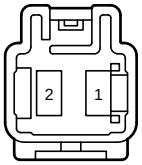

90980-10958

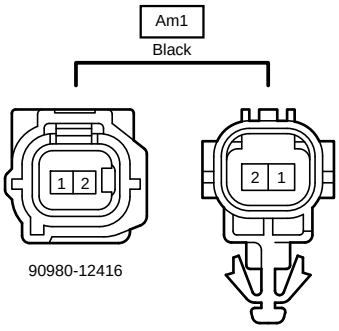

90980-12416

90980-12627

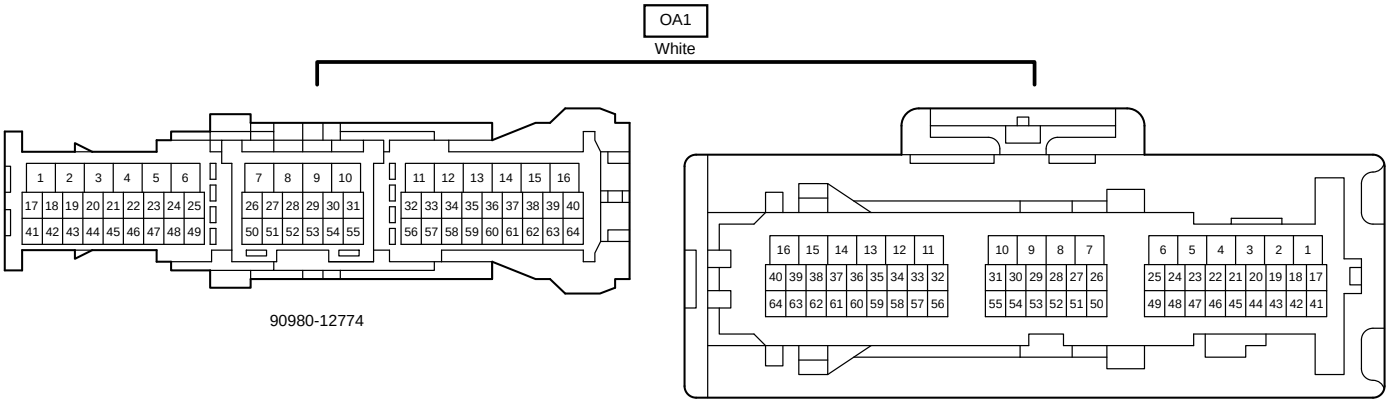

90980-12774

90980-12798

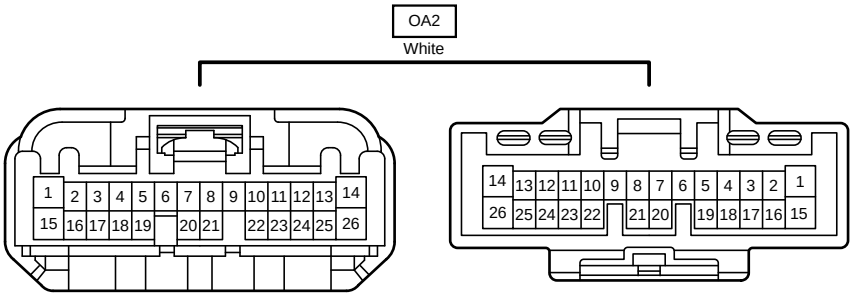

82824-24090

82824-24080

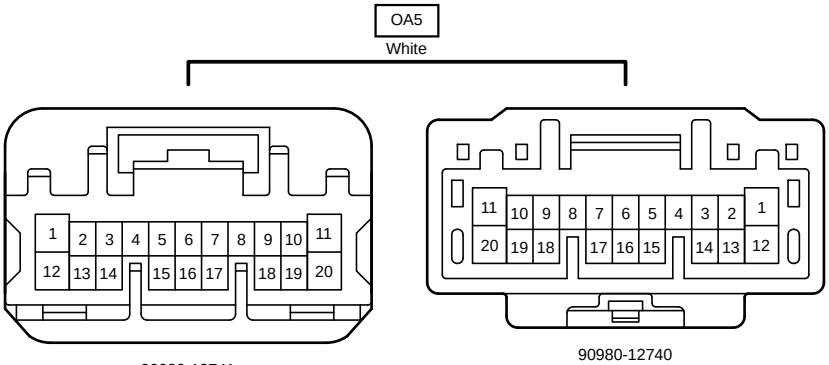

90980-12741

90980-12740

OT1
White

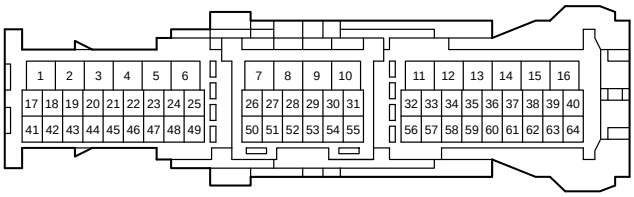

90980-12774

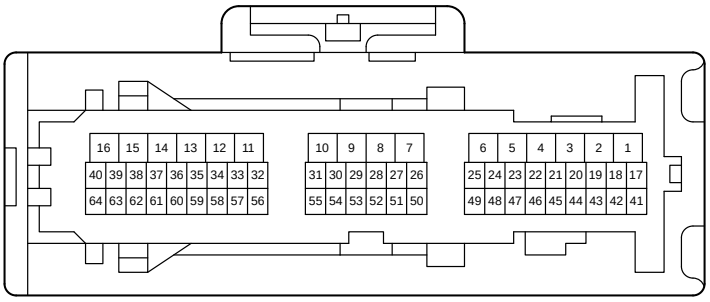

90980-12798

OT2
White

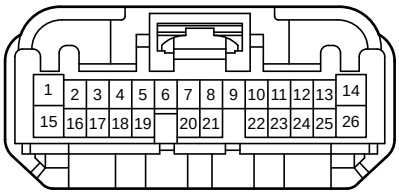

82824-24090

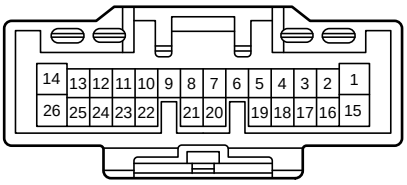

82824-24080

OU2
White

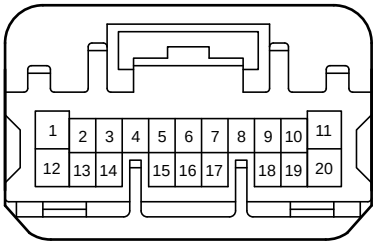

90980-12741

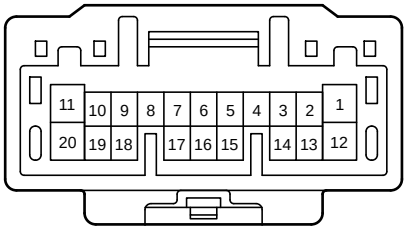

90980-12740

OU3
White

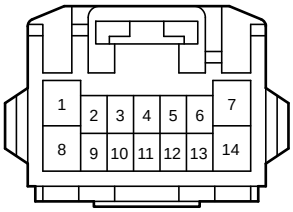

82824-53090

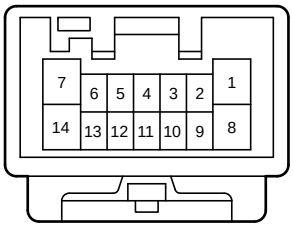

82824-53080

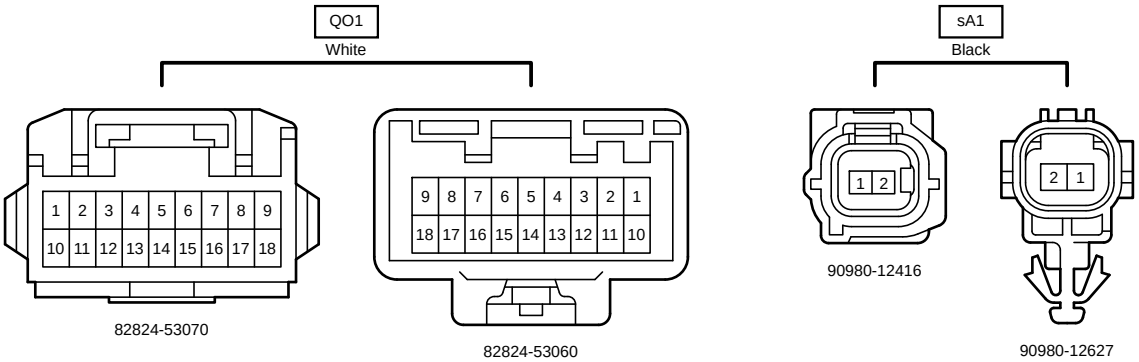
QO1
White
1 2 3 4 5 6 7 8 9
10 11 12 13 14 15 16 17 18
82824-53070
9 8 7 6 5 4 3 2 1
18 17 16 15 14 13 12 11 10
82824-53060
sA1
Black
1 2
90980-12416
2 1
90980-12627