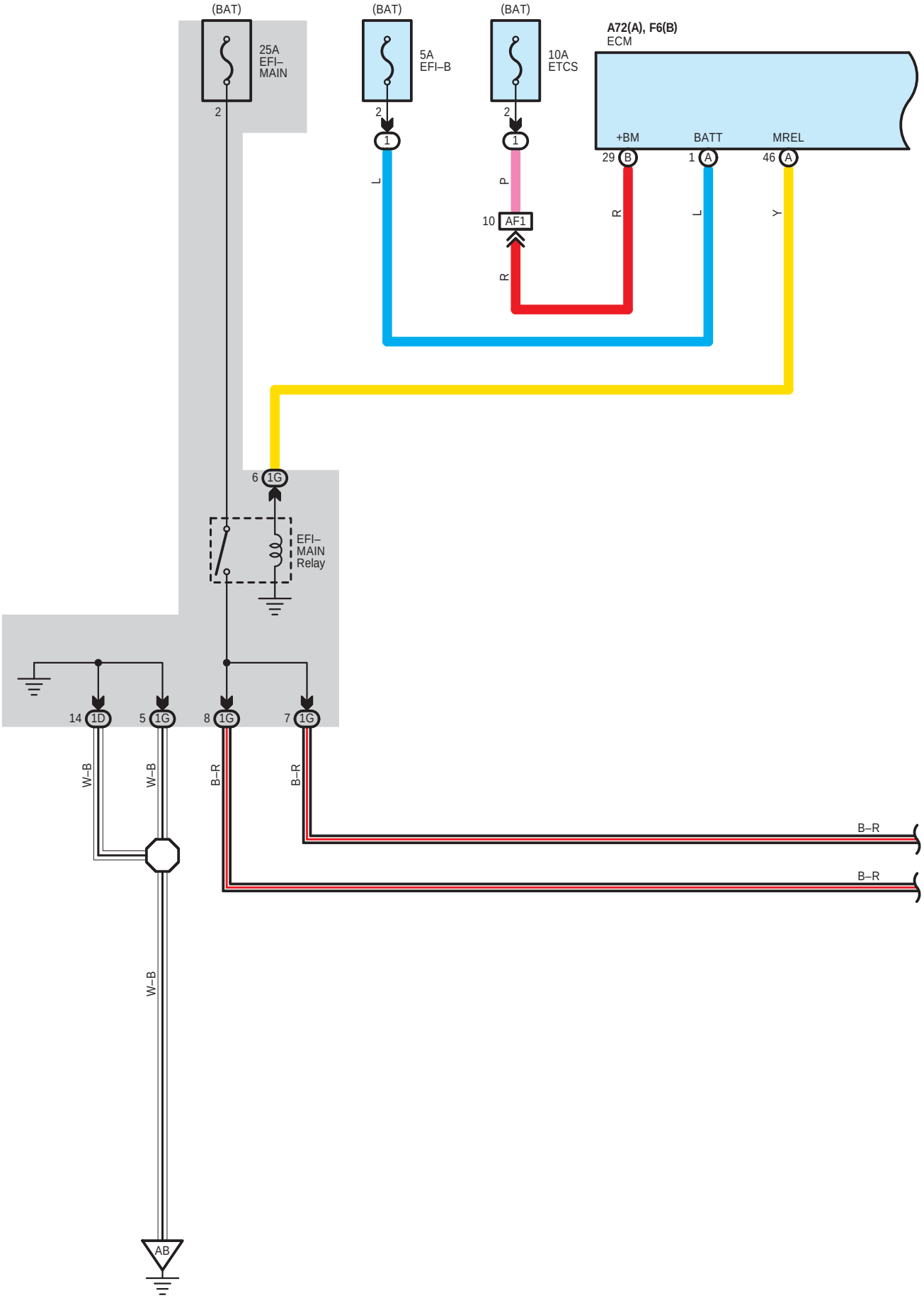
(BAT)
25A
EFI–
MAIN
2
(BAT)
5A
EFI–B
2
1
L
(BAT)
10A
ETCS
2
1
P
10
AF1
R
A72(A), F6(B)
ECM
+BM
BATT
MREL
29
B
1
A
46
A
R
L
Y
6
1G
EFI–
MAIN
Relay
14
1D
5
1G
8
1G
7
1G
W–B
W–B
B–R
B–R
B–R
B–R
W–B
AB

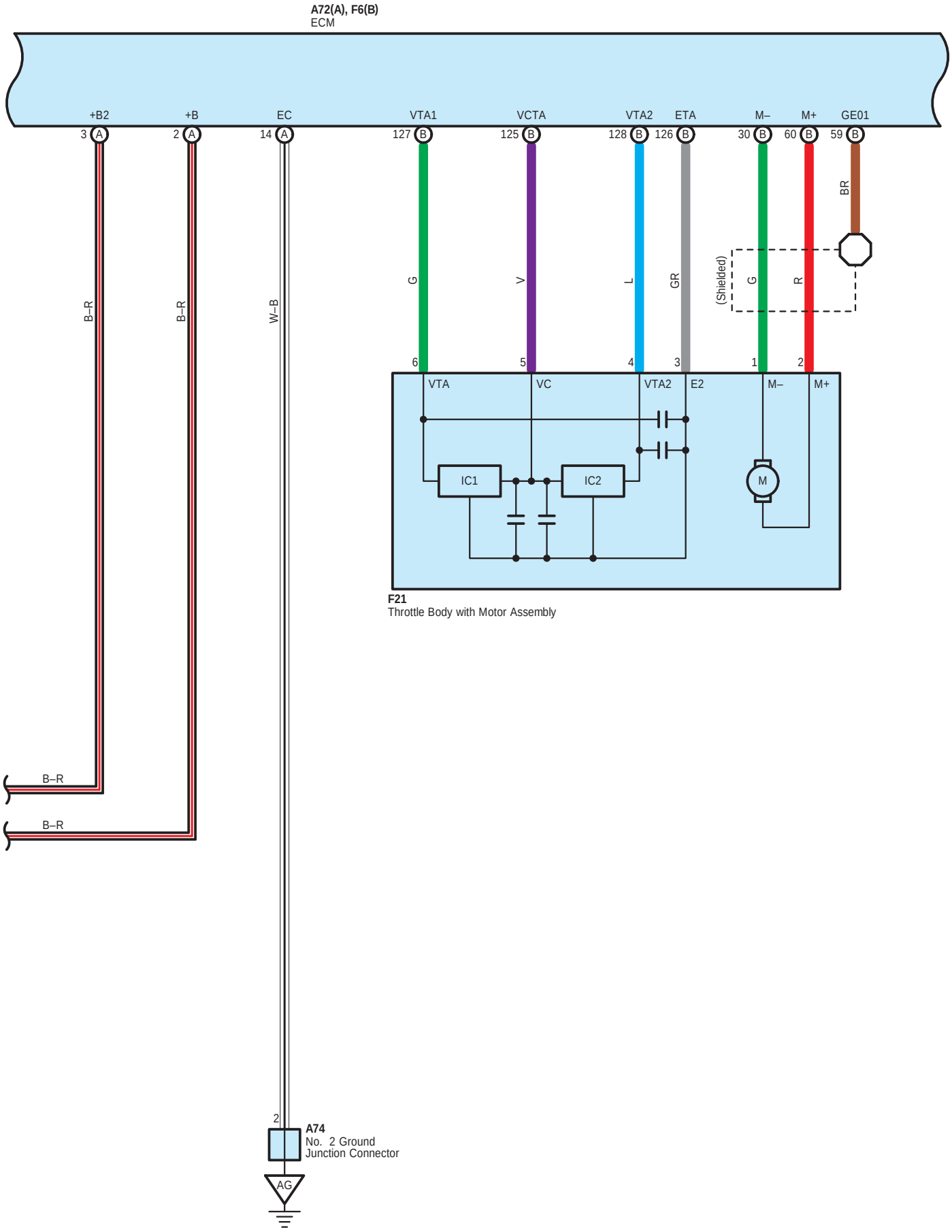
A72(A), F6(B)
ECM
+B2
+B
EC
VTA1
VCTA
VTA2
ETA
M–
M+
GE01
3 A
2 A
14 A
127 B
125 B
128 B
126 B
30 B
60 B
59 B
B–R
B–R
W–B
G
V
L
GR
(Shielded)
G
R
BR
6
5
4
3
1
2
VTA
VC
VTA2
E2
M–
M+
IC1
IC2
M
F21
Throttle Body with Motor Assembly
B–R
B–R
2
A74
No. 2 Ground
Junction Connector
AG

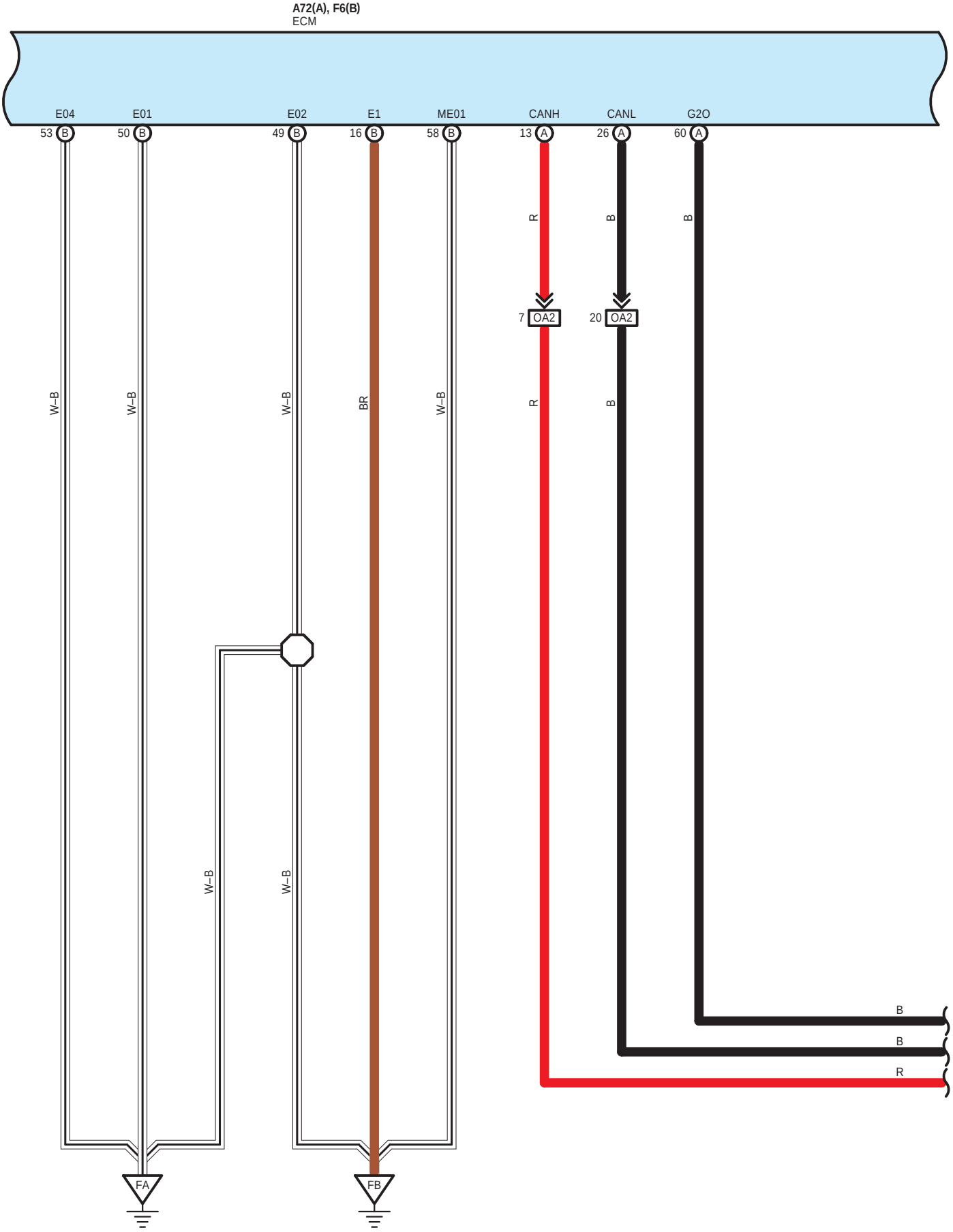
A72(A), F6(B)
ECM
E04
E01
E02
E1
ME01
CANH
CANL
G2O
53 B
50 B
49 B
16 B
58 B
13 A
26 A
60 A
R
B
B
7 OA2
20 OA2
W–B
W–B
W–B
BR
W–B
R
B
W–B
W–B
B
B
R
FA
FB

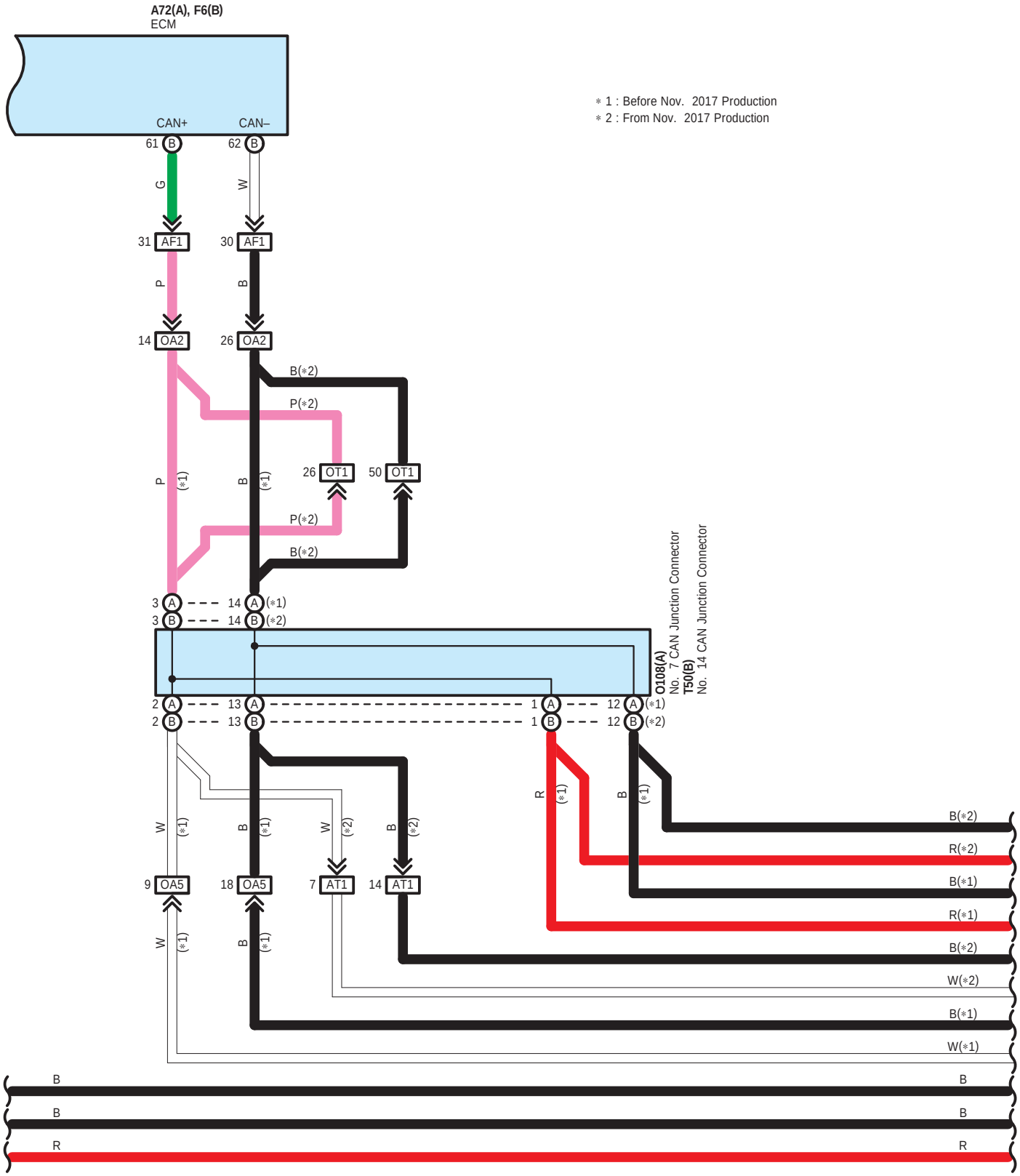

∗ 1 : Before Nov. 2017 Production
∗ 2 : From Nov. 2017 Production

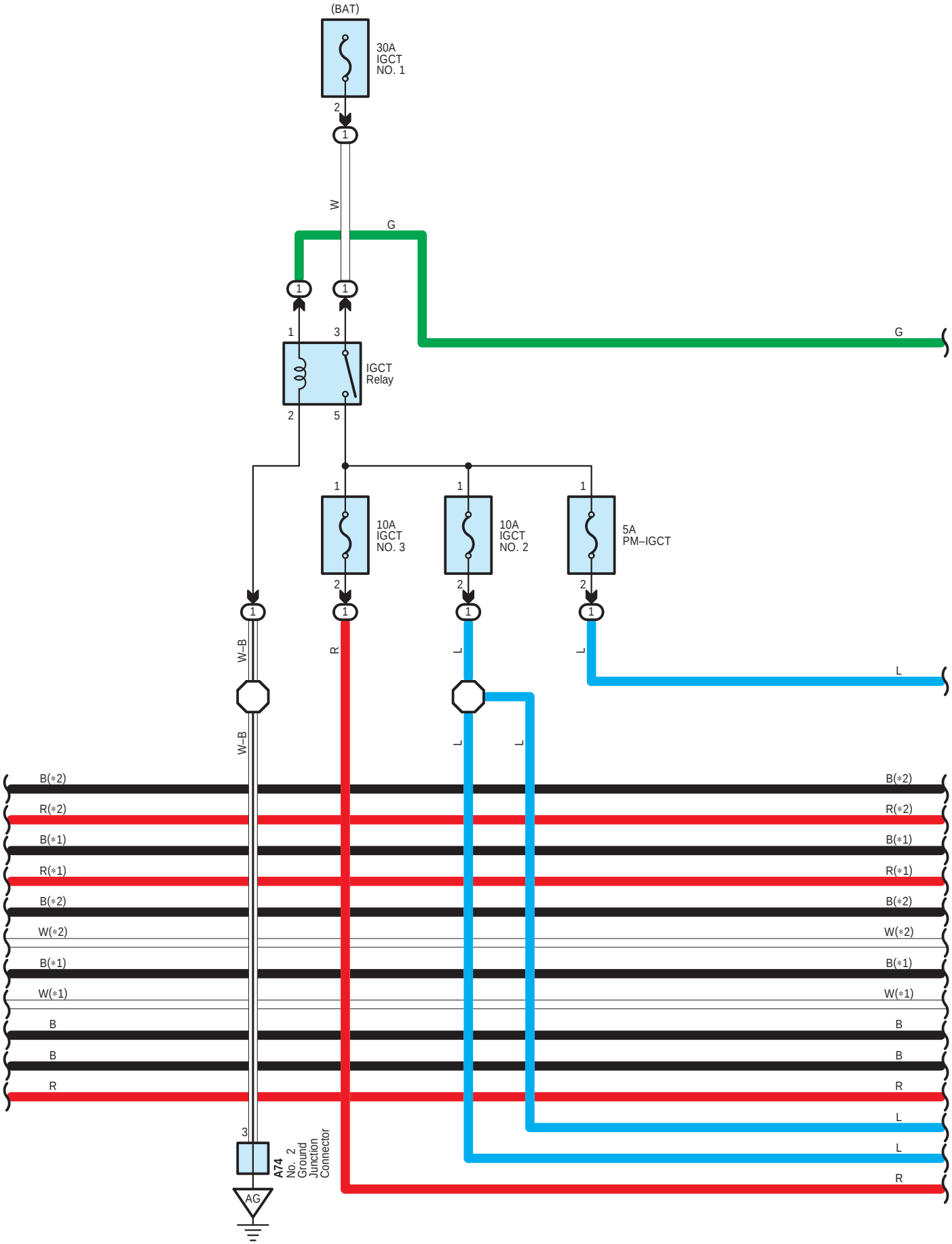
(BAT)
30A
IGCT
NO. 1
2
1
W
G
1
1
1
3
G
IGCT
Relay
2
5
1
1
1
10A
IGCT
NO. 3
10A
IGCT
NO. 2
5A
PM–IGCT
2
2
2
1
1
1
1
W–B
R
L
L
L
W–B
L
L
B(∗2)
R(∗2)
B(∗1)
R(∗1)
B(∗2)
W(∗2)
B(∗1)
W(∗1)
B
B
R
B(∗2)
R(∗2)
B(∗1)
R(∗1)
B(∗2)
W(∗2)
B(∗1)
W(∗1)
B
B
R
L
L
R
3
A74
No. 2
Ground
Junction
Connector
AG

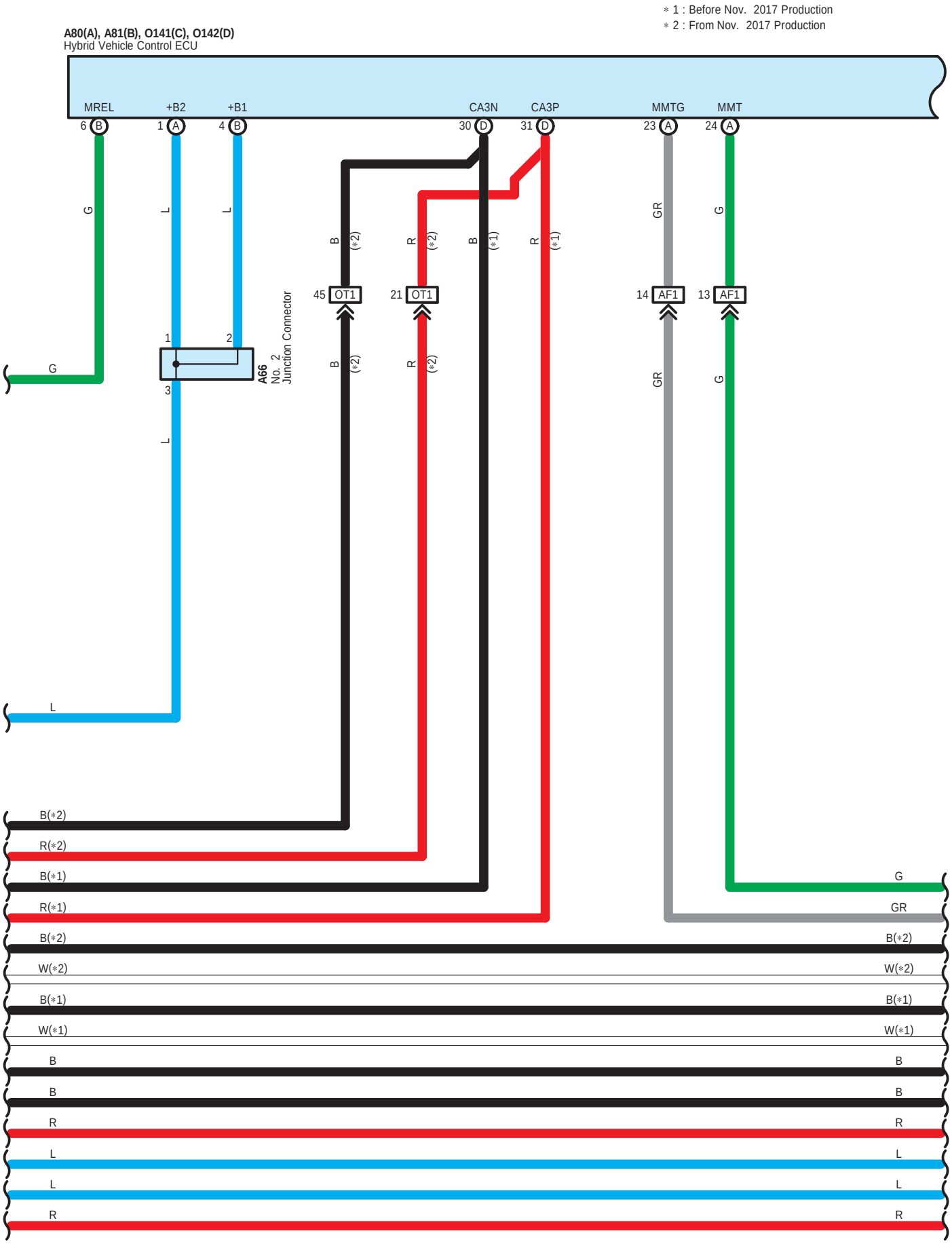
∗ 1 : Before Nov. 2017 Production
∗ 2 : From Nov. 2017 Production
A80(A), A81(B), O141(C), O142(D)
Hybrid Vehicle Control ECU
MREL
+B2
+B1
CA3N
CA3P
MMTG
MMT
6 B
1 A
4 B
30 D
31 D
23 A
24 A
45 OT1
21 OT1
14 AF1
13 AF1
A66
No. 2
Junction Connector
1
2
3
G
L
B
R
GR
(∗2)
(∗1)
B(∗2)
R(∗2)
B(∗1)
R(∗1)
W(∗2)
W(∗1)

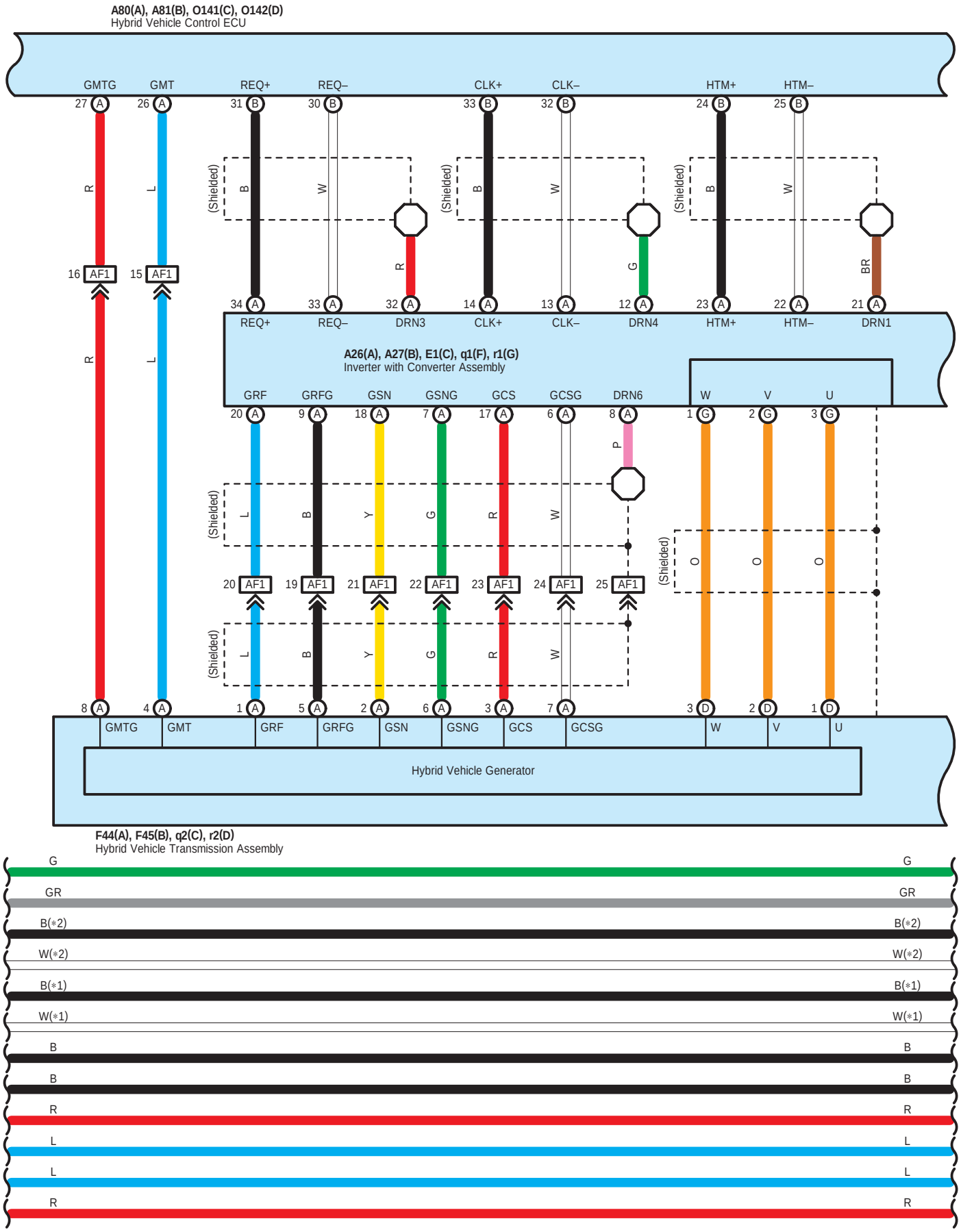
A80(A), A81(B), O141(C), O142(D)
Hybrid Vehicle Control ECU
GMTG
GMT
REQ+
REQ–
CLK+
CLK–
HTM+
HTM–
27 A
26 A
31 B
30 B
33 B
32 B
24 B
25 B
(Shielded)
R
L
B
W
G
BR
16 AF1
15 AF1
34 A
33 A
32 A
14 A
13 A
12 A
23 A
22 A
21 A
REQ+
REQ–
DRN3
CLK+
CLK–
DRN4
HTM+
HTM–
DRN1
A26(A), A27(B), E1(C), q1(F), r1(G)
Inverter with Converter Assembly
GRF
GRFG
GSN
GSNG
GCS
GCSG
DRN6
W
V
U
20 A
9 A
18 A
7 A
17 A
6 A
8 A
1 G
2 G
3 G
P
Y
O
20 AF1
19 AF1
21 AF1
22 AF1
23 AF1
24 AF1
25 AF1
8 A
4 A
1 A
5 A
2 A
6 A
3 A
7 A
3 D
2 D
1 D
GMTG
GMT
GRF
GRFG
GSN
GSNG
GCS
GCSG
W
V
U
Hybrid Vehicle Generator
F44(A), F45(B), q2(C), r2(D)
Hybrid Vehicle Transmission Assembly
G
GR
B(∗2)
W(∗2)
B(∗1)
W(∗1)
B
B
R
L
L
R

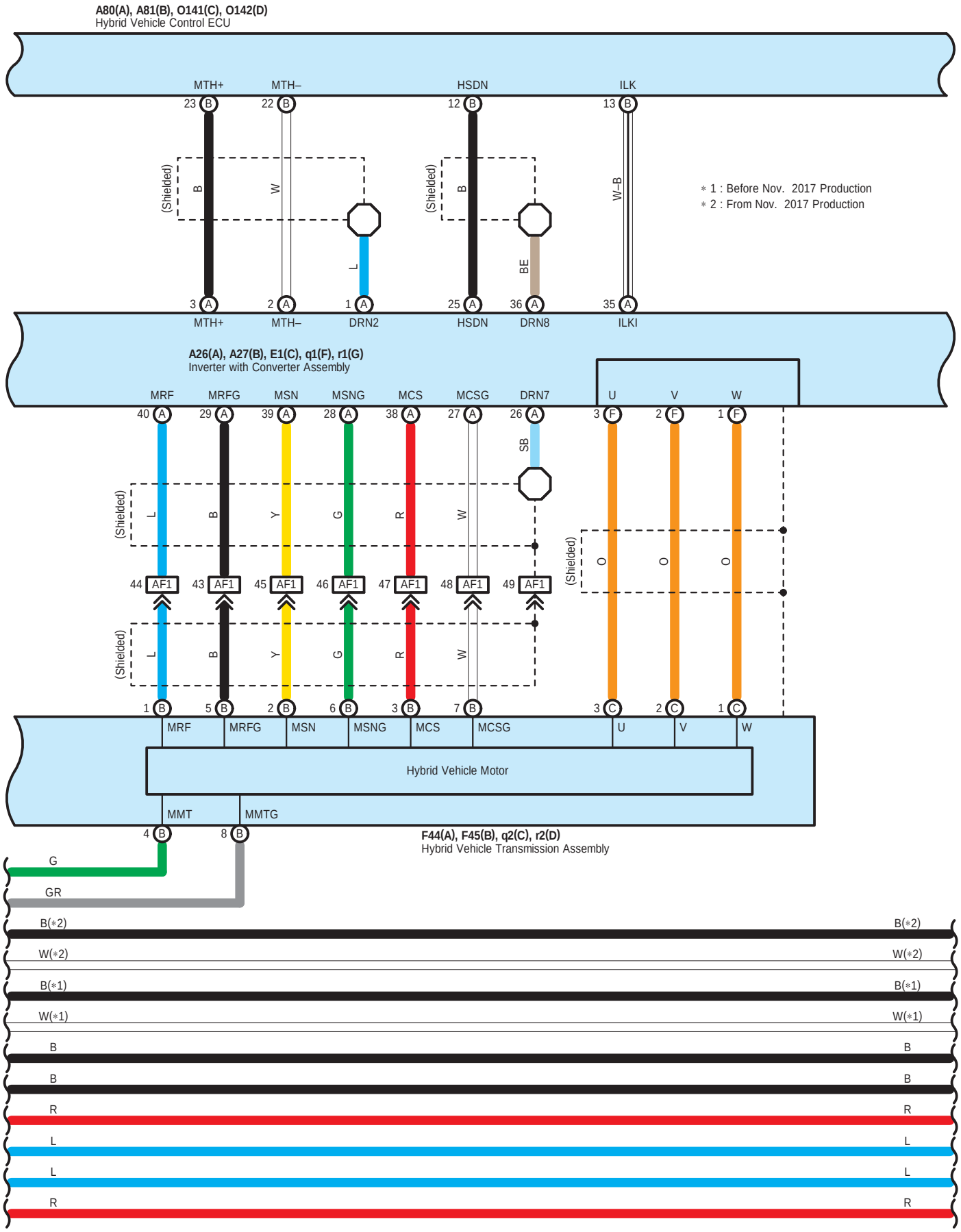
A80(A), A81(B), O141(C), O142(D)
Hybrid Vehicle Control ECU
MTH+
MTH–
HSDN
ILK
23 B
22 B
12 B
13 B
(Shielded)
B
W
L
BE
W–B
3 A
2 A
1 A
25 A
36 A
35 A
MTH+
MTH–
DRN2
HSDN
DRN8
ILKI
∗ 1 : Before Nov. 2017 Production
∗ 2 : From Nov. 2017 Production
A26(A), A27(B), E1(C), q1(F), r1(G)
Inverter with Converter Assembly
MRF
MRFG
MSN
MSNG
MCS
MCSG
DRN7
U
V
W
40 A
29 A
39 A
28 A
38 A
27 A
26 A
3 F
2 F
1 F
SB
Y
G
R
O
44 AF1
43 AF1
45 AF1
46 AF1
47 AF1
48 AF1
49 AF1
1 B
5 B
2 B
6 B
3 B
7 B
3 C
2 C
1 C
Hybrid Vehicle Motor
MMT
MMTG
4 B
8 B
F44(A), F45(B), q2(C), r2(D)
Hybrid Vehicle Transmission Assembly
G
GR
B(∗2)
W(∗2)
B(∗1)
W(∗1)
B
R
L

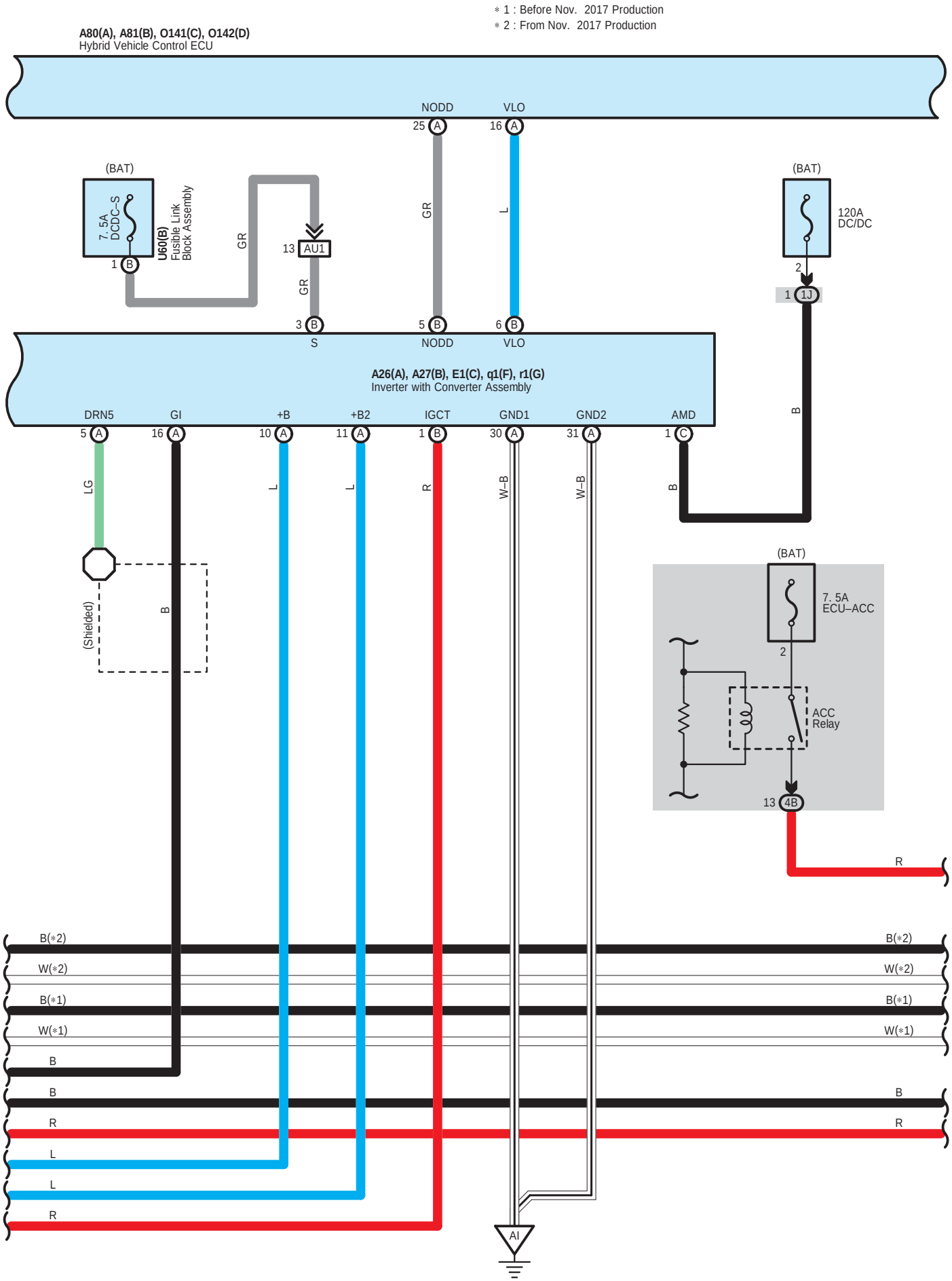
∗ 1 : Before Nov. 2017 Production
∗ 2 : From Nov. 2017 Production
A80(A), A81(B), O141(C), O142(D)
Hybrid Vehicle Control ECU
NODD
VLO
25 A
16 A
(BAT)
7. 5A
DCDC–S
1 B
U60(B)
Fusible Link
Block Assembly
GR
13 AU1
GR
3 B
S
GR
5 B
NODD
L
6 B
VLO
(BAT)
120A
DC/DC
2
1 1J
B
A26(A), A27(B), E1(C), q1(F), r1(G)
Inverter with Converter Assembly
DRN5
GI
+B
+B2
IGCT
GND1
GND2
AMD
5 A
16 A
10 A
11 A
1 B
30 A
31 A
1 C
LG
L
L
R
W–B
W–B
B
(Shielded)
B
(BAT)
7. 5A
ECU–ACC
2
ACC
Relay
13 4B
R
B(∗2)
W(∗2)
B(∗1)
W(∗1)
B
B
R
L
L
R
AI

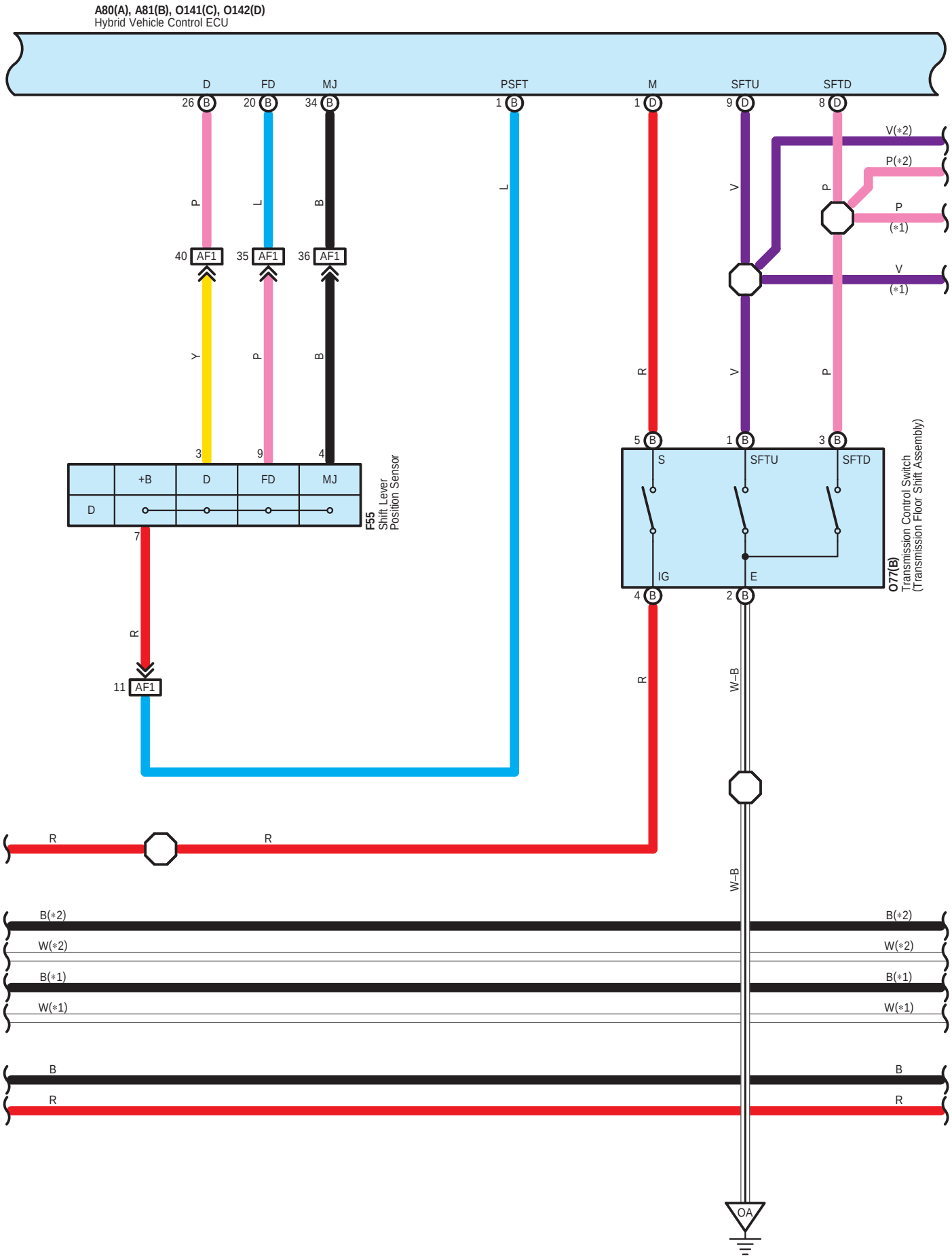
A80(A), A81(B), O141(C), O142(D)
Hybrid Vehicle Control ECU
D
FD
MJ
PSFT
M
SFTU
SFTD
26 B
20 B
34 B
1 B
1 D
9 D
8 D
P
L
B
L
V
P
V(*2)
P(*2)
P
(*1)
V
(*1)
40 AF1
35 AF1
36 AF1
Y
P
B
R
V
P
3
9
4
+B
D
FD
MJ
D
7
F55
Shift Lever
Position Sensor
5 B
1 B
3 B
S
SFTU
SFTD
IG
E
4 B
2 B
O77(B)
Transmission Control Switch
(Transmission Floor Shift Assembly)
R
11 AF1
R
W–B
R
R
W–B
B(*2)
W(*2)
B(*1)
W(*1)
B(*2)
W(*2)
B(*1)
W(*1)
B
R
B
R
OA

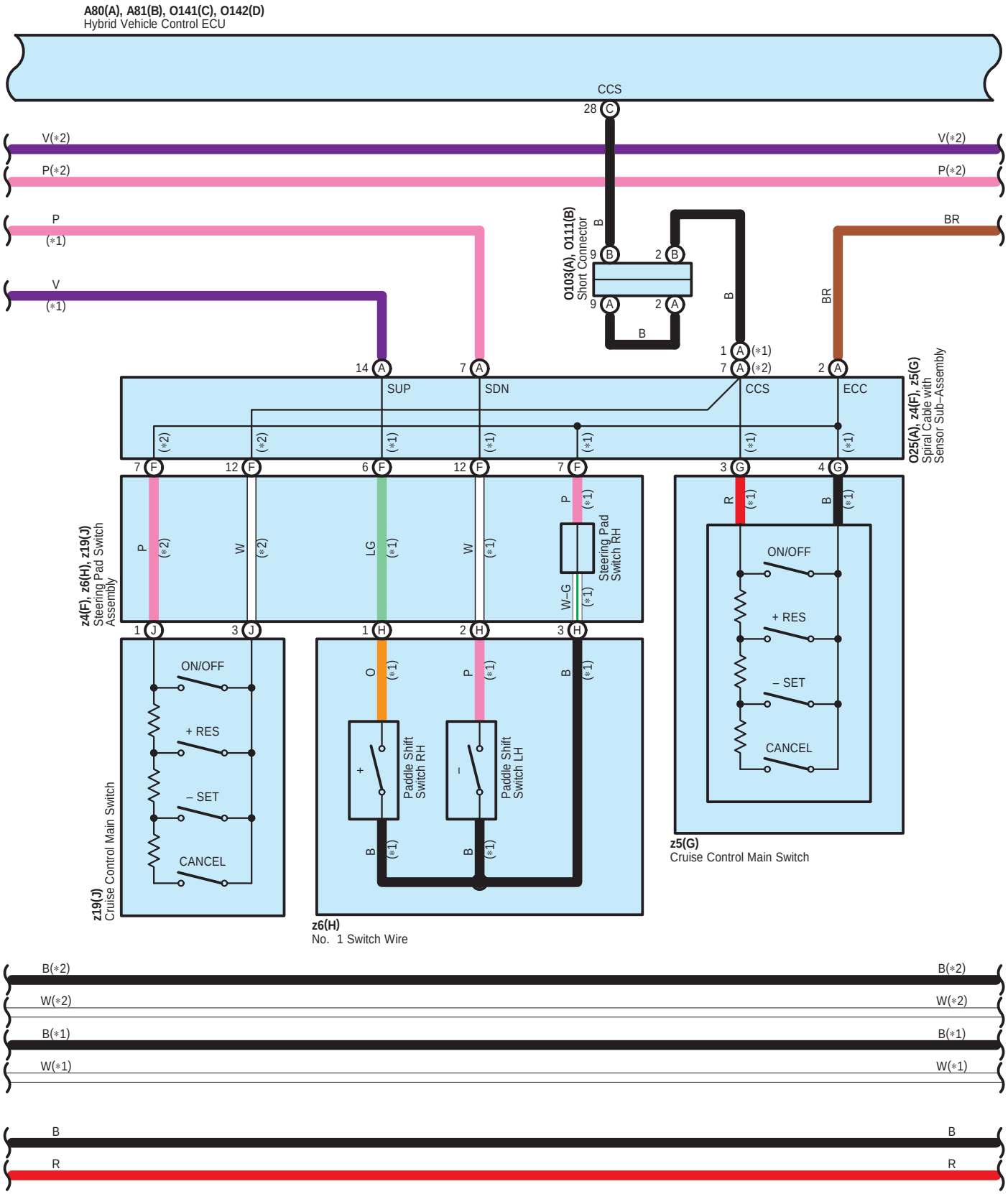
A80(A), A81(B), O141(C), O142(D)
Hybrid Vehicle Control ECU
CCS
28 C
V(∗2)
P(∗2)
P
(∗1)
V
(∗1)
BR
O103(A), O111(B)
Short Connector
9 B
2 B
9 A
2 A
B
1 A (∗1)
7 A (∗2)
14 A
7 A
2 A
SUP
SDN
CCS
ECC
O25(A), z4(F), z5(G)
Spiral Cable with
Sensor Sub–Assembly
7 F
12 F
6 F
12 F
7 F
3 G
4 G
z4(F), z6(H), z19(J)
Steering Pad Switch
Assembly
P
W
LG
W
W–G
R
Steering Pad
Switch RH
1 J
3 J
1 H
2 H
3 H
ON/OFF
+ RES
– SET
CANCEL
z19(J)
Cruise Control Main Switch
O
Paddle Shift
Switch RH
Paddle Shift
Switch LH
z6(H)
No. 1 Switch Wire
z5(G)
Cruise Control Main Switch
B(∗2)
W(∗2)
B(∗1)
W(∗1)
B
R

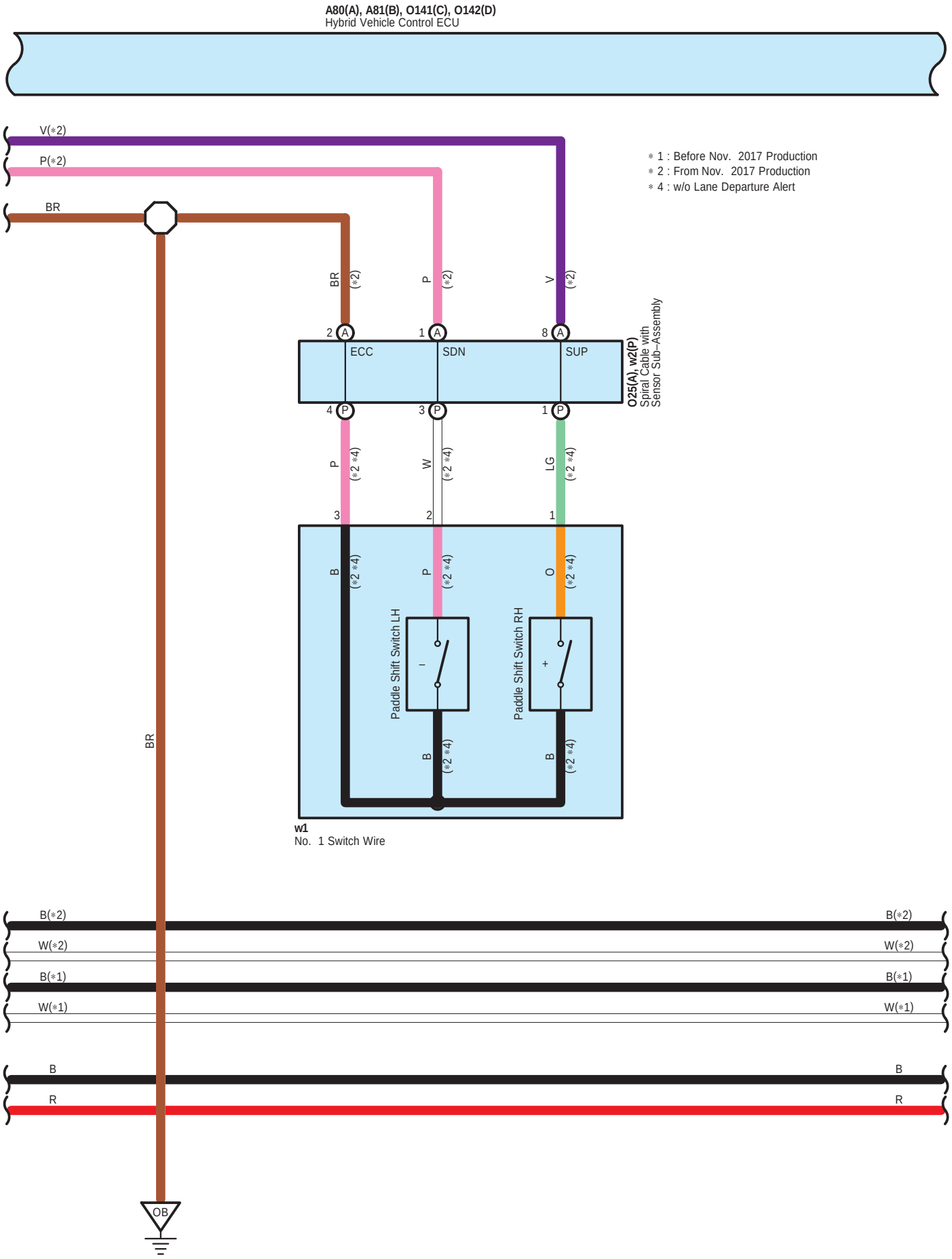
A80(A), A81(B), O141(C), O142(D)
Hybrid Vehicle Control ECU
V(∗2)
P(∗2)
BR
∗ 1 : Before Nov. 2017 Production
∗ 2 : From Nov. 2017 Production
∗ 4 : w/o Lane Departure Alert
BR (∗2)
P (∗2)
V (∗2)
2 A
1 A
8 A
ECC
SDN
SUP
O25(A), w2(P)
Spiral Cable with
Sensor Sub-Assembly
4 P
3 P
1 P
P (∗2 ∗4)
W (∗2 ∗4)
LG (∗2 ∗4)
3
2
1
B (∗2 ∗4)
P (∗2 ∗4)
O (∗2 ∗4)
Paddle Shift Switch LH
Paddle Shift Switch RH
B (∗2 ∗4)
B (∗2 ∗4)
w1
No. 1 Switch Wire
BR
B(∗2)
W(∗2)
B(∗1)
W(∗1)
B
R
OB

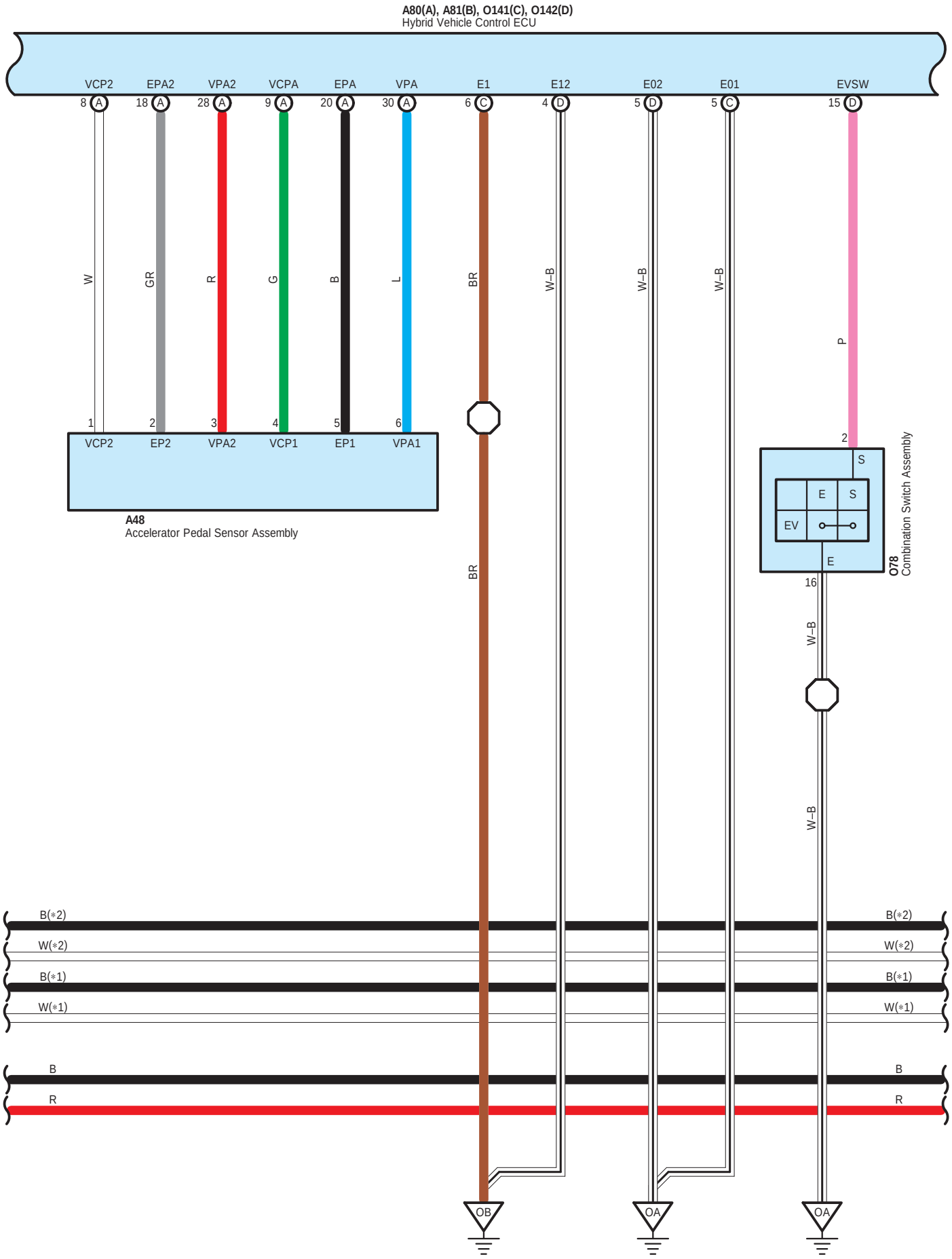
A80(A), A81(B), O141(C), O142(D)
Hybrid Vehicle Control ECU
VCP2
EPA2
VPA2
VCPA
EPA
VPA
E1
E12
E02
E01
EVSW
8 A
18 A
28 A
9 A
20 A
30 A
6 C
4 D
5 D
5 C
15 D
W
GR
R
G
B
L
BR
W–B
W–B
W–B
P
1
2
3
4
5
6
VCP2
EP2
VPA2
VCP1
EP1
VPA1
A48
Accelerator Pedal Sensor Assembly
2
S
E
S
EV
E
16
O78
Combination Switch Assembly
BR
W–B
W–B
B(∗2)
W(∗2)
B(∗1)
W(∗1)
B
R
OB
OA
OA

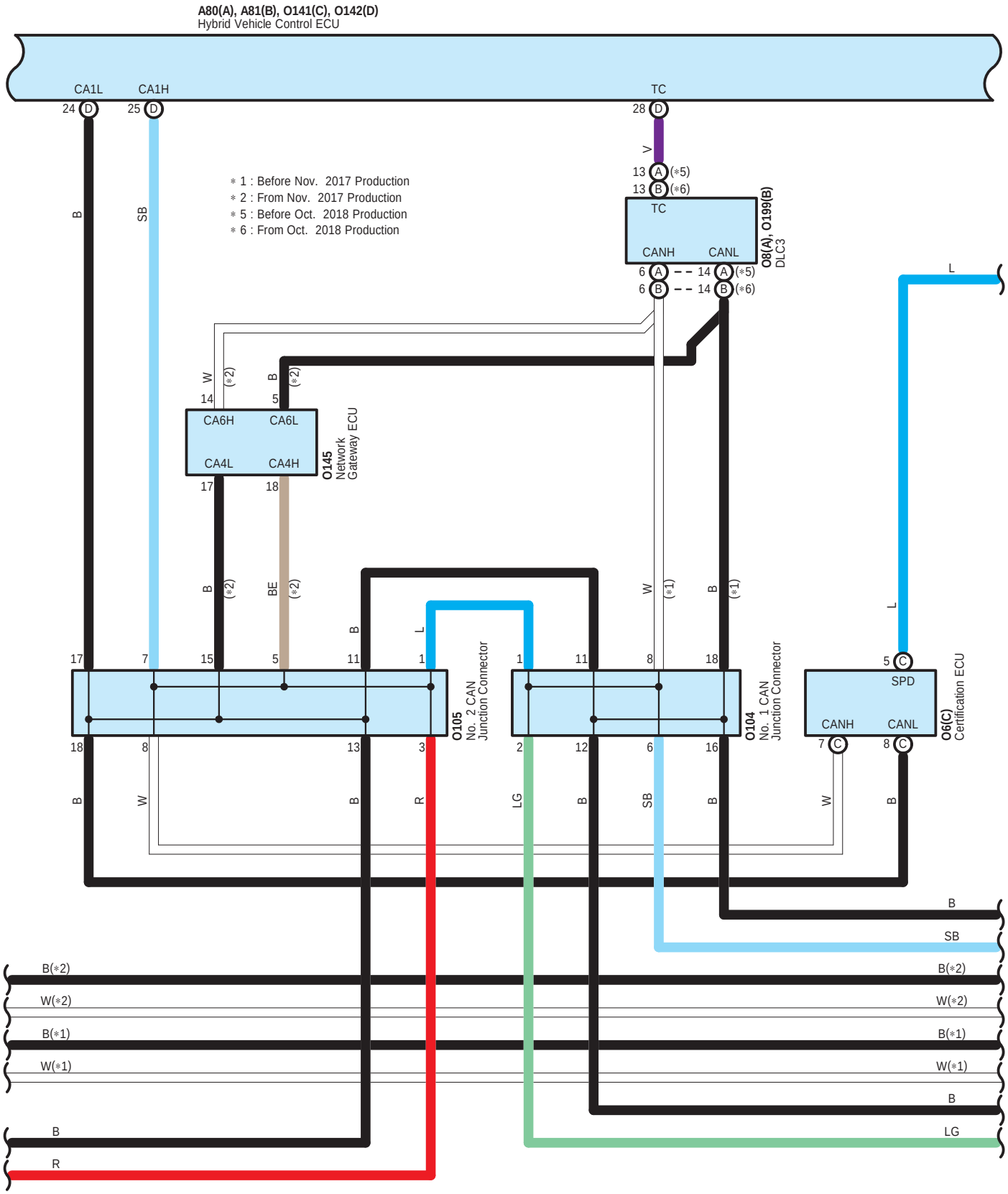
A80(A), A81(B), O141(C), O142(D)
Hybrid Vehicle Control ECU
CA1L
CA1H
TC
24 D
25 D
28 D
∗ 1 : Before Nov. 2017 Production
∗ 2 : From Nov. 2017 Production
∗ 5 : Before Oct. 2018 Production
∗ 6 : From Oct. 2018 Production
13 A (∗5)
13 B (∗6)
TC
CANH
CANL
O8(A), O199(B)
DLC3
6 A
14 A (∗5)
6 B
14 B (∗6)
CA6H
CA6L
CA4L
CA4H
O145
Network
Gateway ECU
O105
No. 2 CAN
Junction Connector
O104
No. 1 CAN
Junction Connector
SPD
CANH
CANL
O6(C)
Certification ECU
B(∗2)
W(∗2)
B(∗1)
W(∗1)
B
R
LG
SB

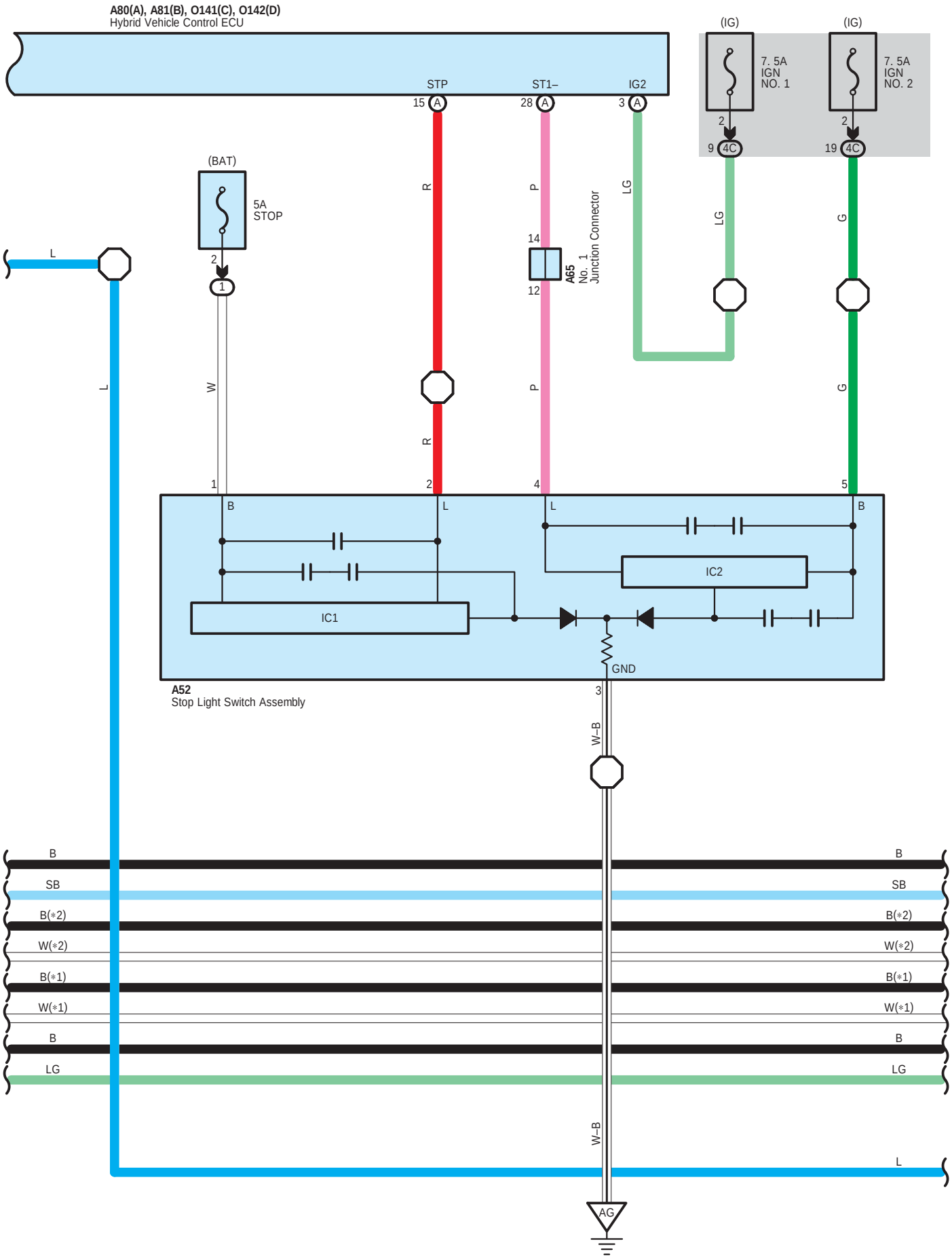
A80(A), A81(B), O141(C), O142(D)
Hybrid Vehicle Control ECU
STP
ST1–
IG2
15 A
28 A
3 A
(IG)
7. 5A
IGN
NO. 1
(IG)
7. 5A
IGN
NO. 2
2
9 4C
2
19 4C
(BAT)
5A
STOP
2
1
L
R
P
LG
G
14
12
A65
No. 1
Junction Connector
W
1
2
4
5
B
L
L
B
IC2
IC1
GND
A52
Stop Light Switch Assembly
3
W–B
B
SB
B(∗2)
W(∗2)
B(∗1)
W(∗1)
B
LG
W–B
L
AG

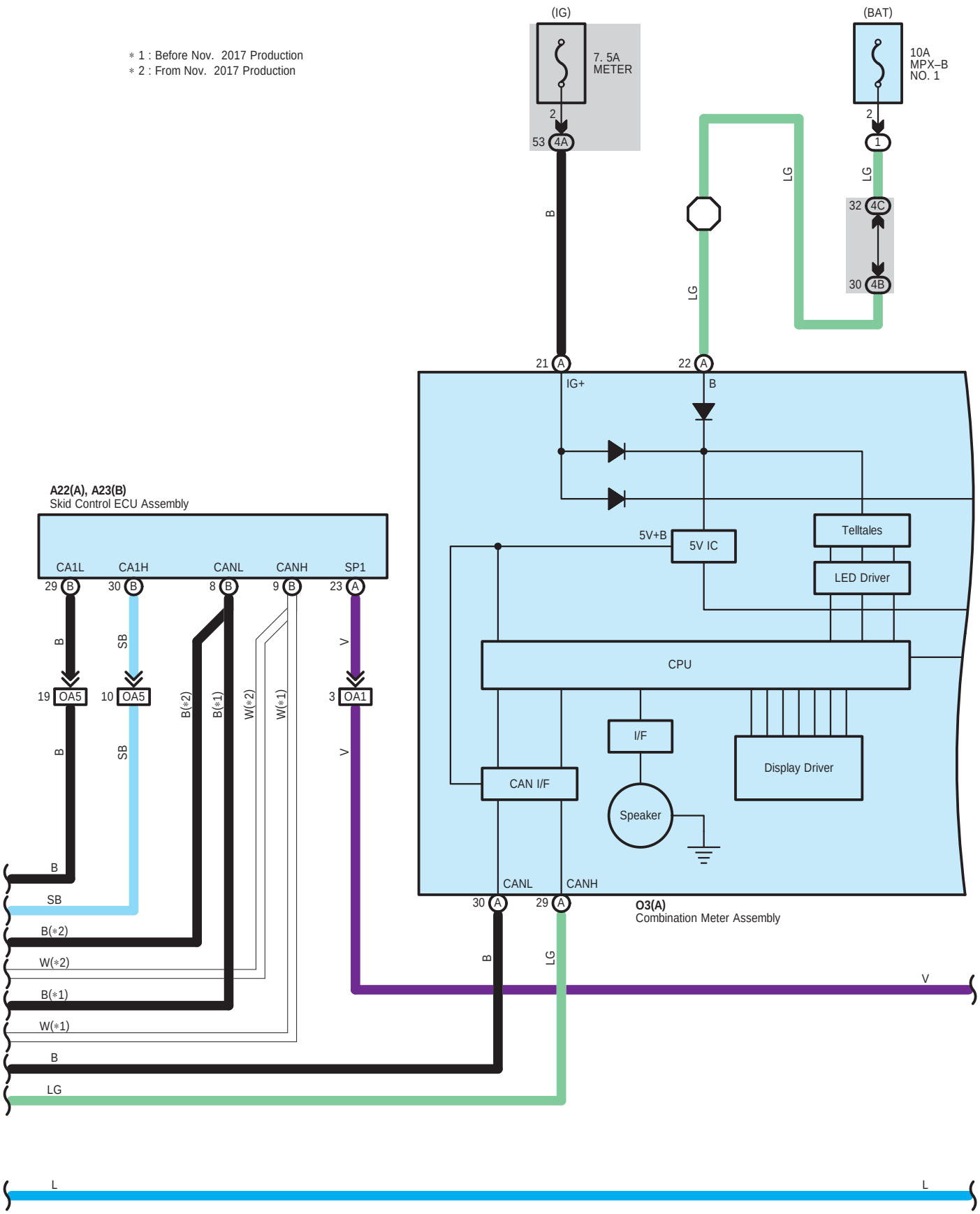
∗ 1 : Before Nov. 2017 Production
∗ 2 : From Nov. 2017 Production
(IG)
7. 5A
METER
(BAT)
10A
MPX–B
NO. 1
A22(A), A23(B)
Skid Control ECU Assembly
CA1L
CA1H
CANL
CANH
SP1
IG+
5V+B
5V IC
Telltales
LED Driver
CPU
I/F
Display Driver
CAN I/F
Speaker
CANL
CANH
O3(A)
Combination Meter Assembly

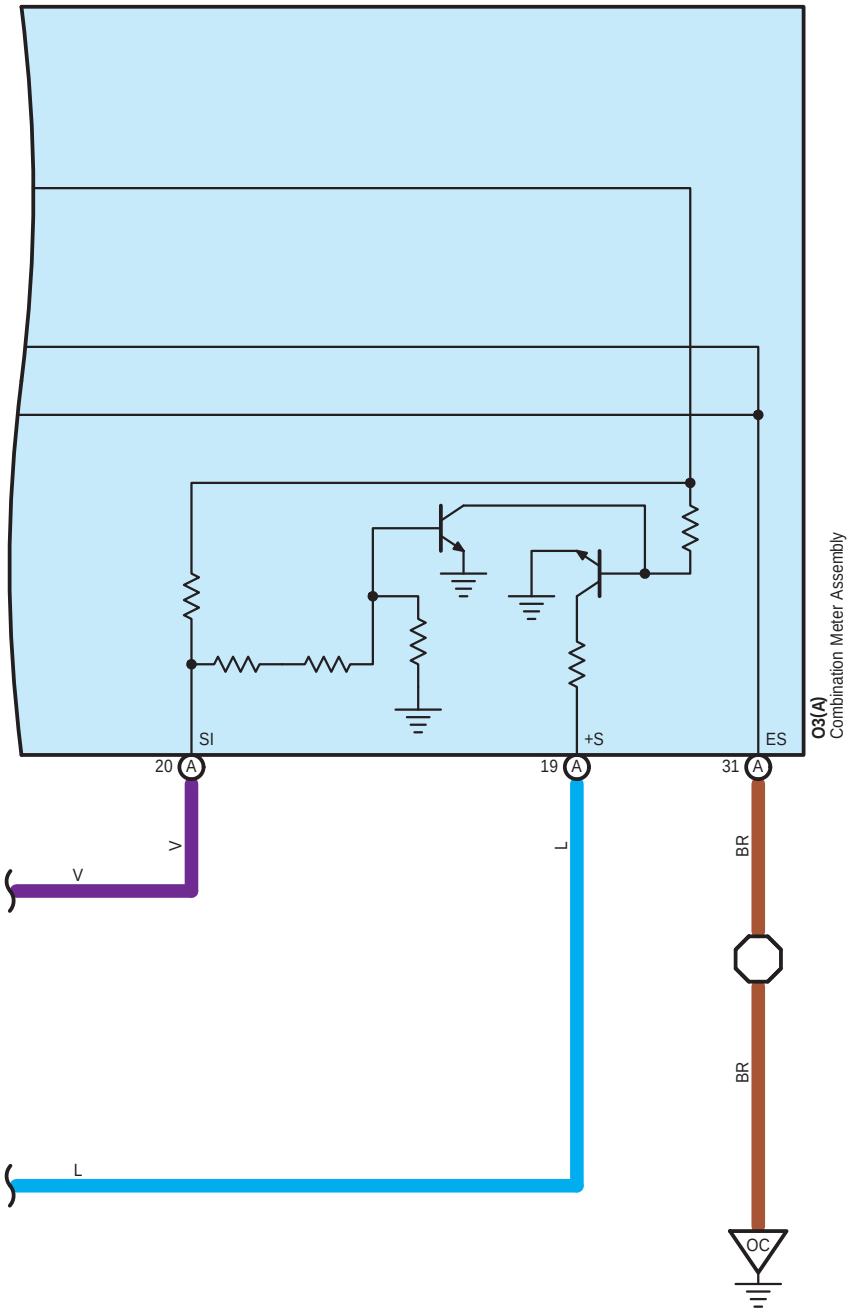
O3(A)
Combination Meter Assembly
SI
+S
ES
20
A
19
A
31
A
V
V
L
L
BR
BR
OC

A22
Black

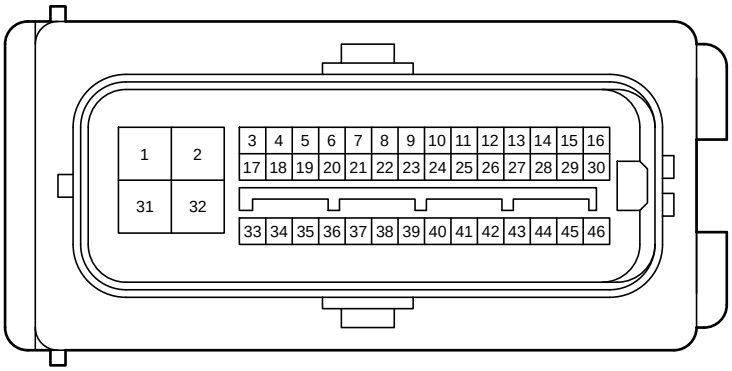

90980-12297

A23
Gray

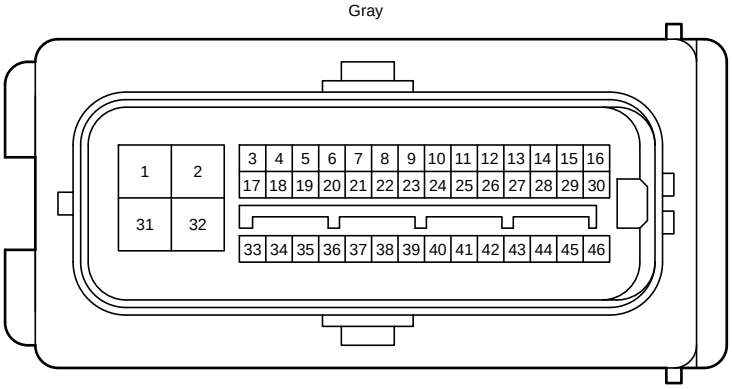

90980-12426

A26
Black

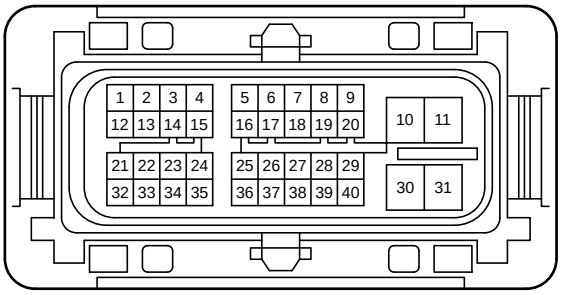

90980-12992

A27
Black

90980-12519

A48
Black



90980-12831

A52
White

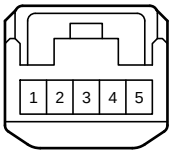

90980-12366

A65
White

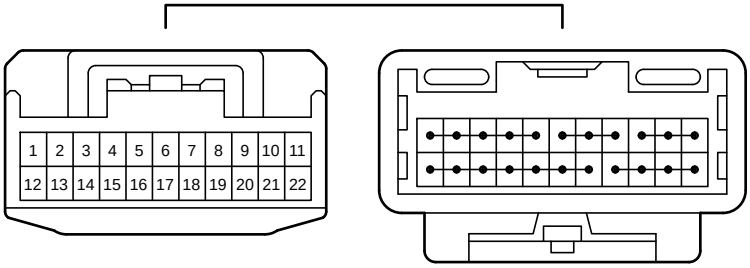

90980-12372

A66
White

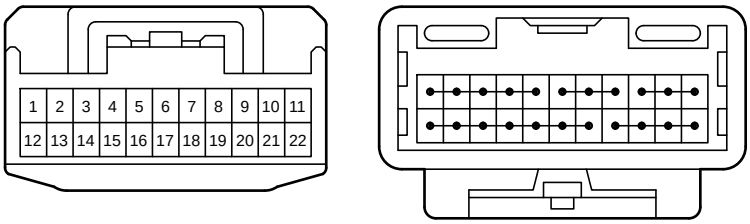

90980-12372

A72
Black

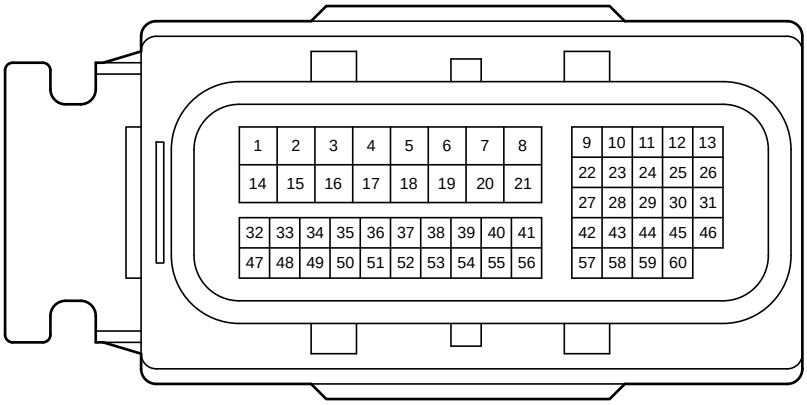

90980-12931

A74
White

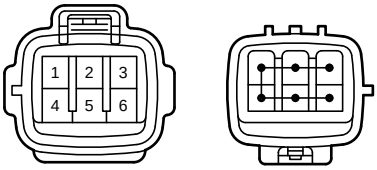

90980-11194

A80
Gray

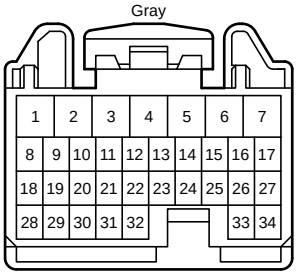

90980-12430

A81
Gray

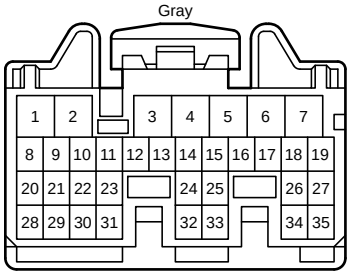

90980-12428

E1

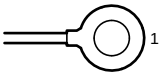

F6
Black

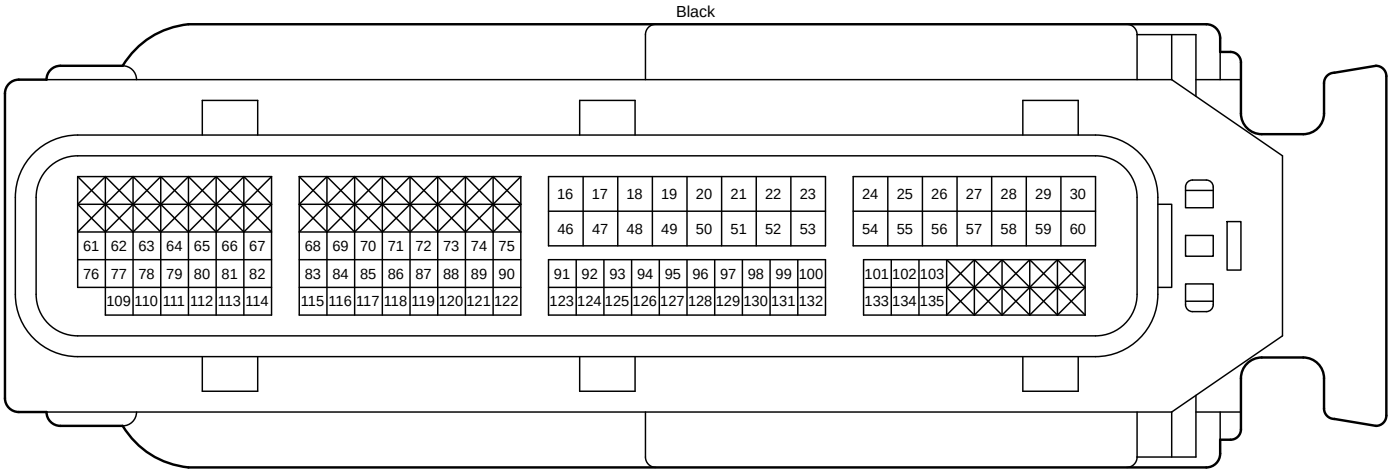

90980-12974

F21
Black

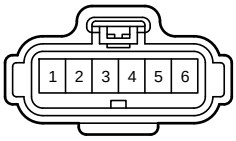

90980-11858

F44
Gray



90980-12520

F45
Gray

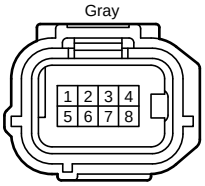

90980-12520

F55
Gray

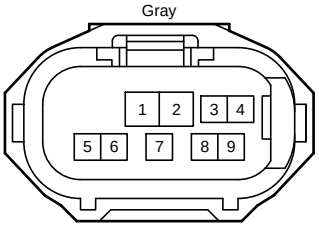

90980-12A23

O3
Black

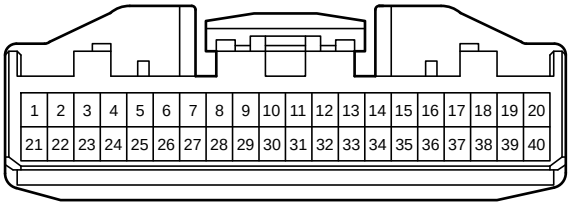

90980-12557

O6
Black

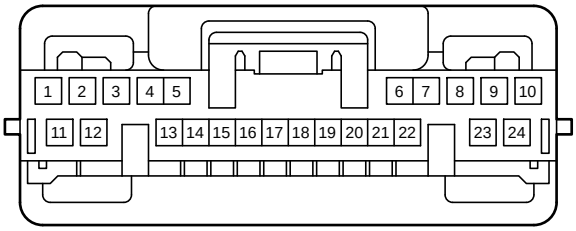

90980-12A42

O8
White

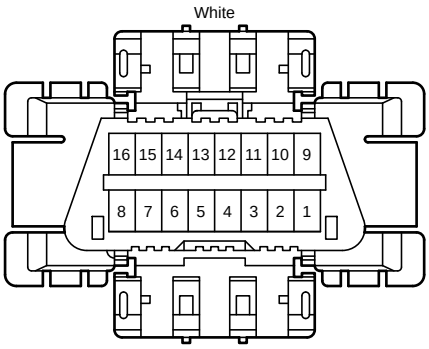

90980-11665

O25
Black

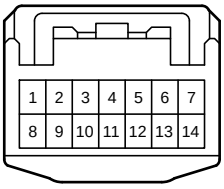

90980-12370

O77
White

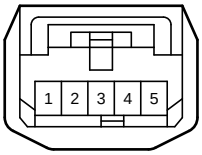

90980-12954

O78
Black



90980-12553

O103
White

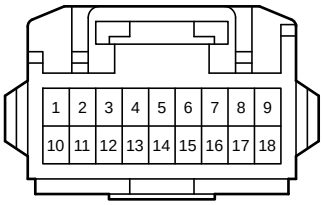

82824-53070

O104
White

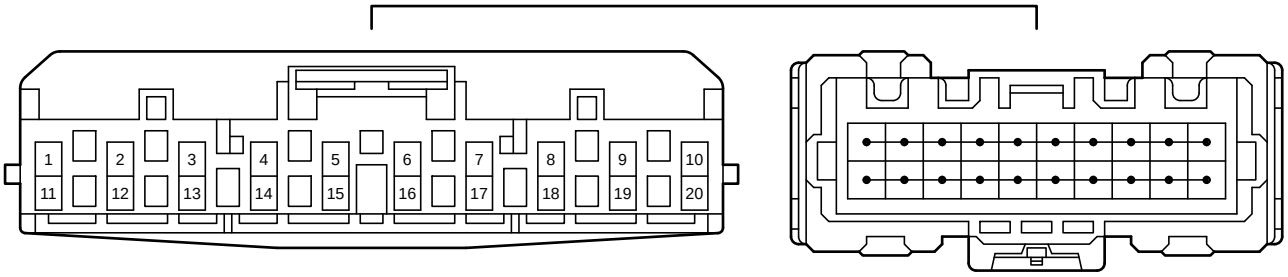

90980-12A58

O105
White

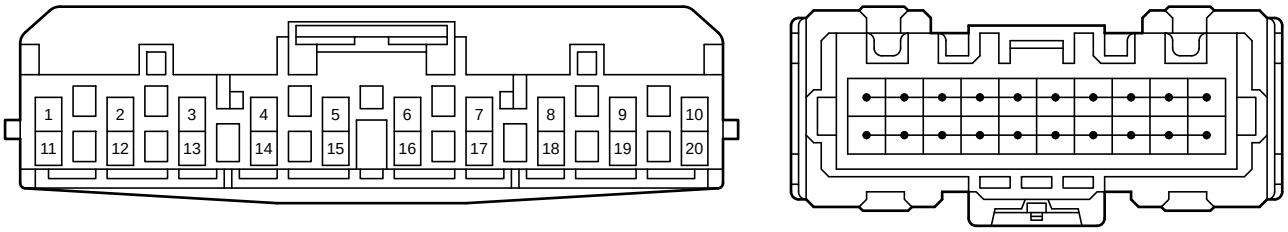

90980-12A58

O108
Black

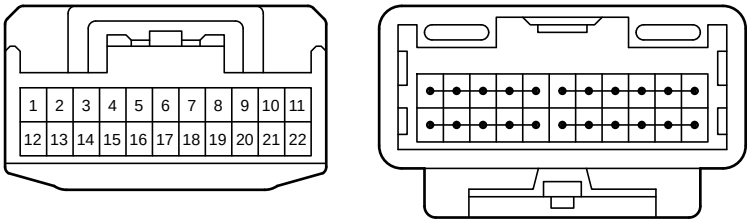

90980-12372

O111
White

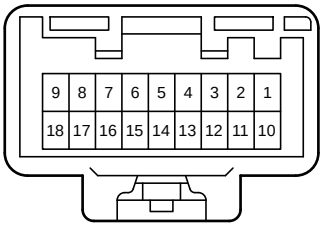

82824-53060

O141
Gray

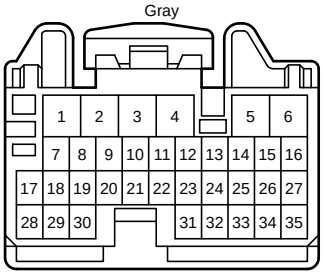

90980-12429

O142
Gray

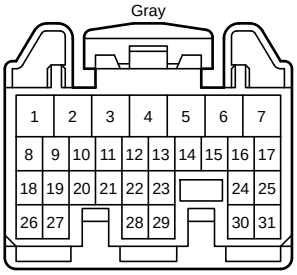

90980-12431

O145
Black

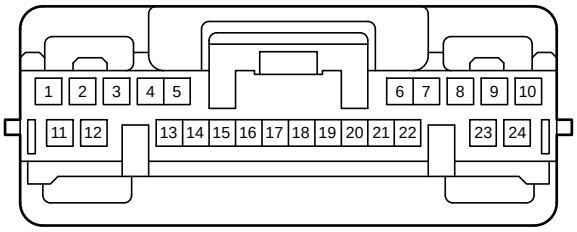

90980-12912

O199
White

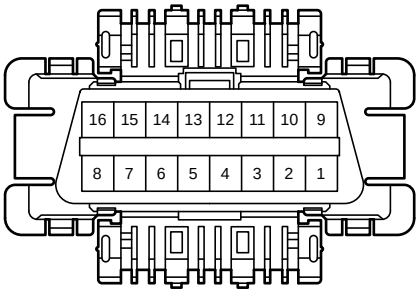

90980-12D97

T50
Black

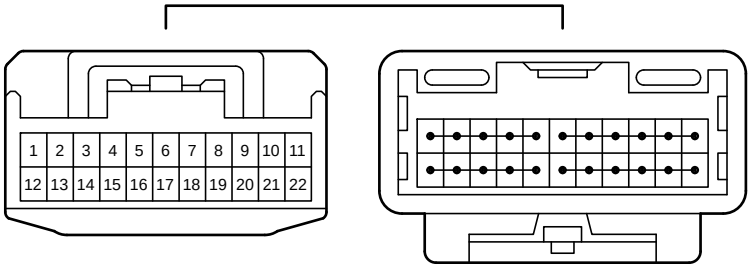

90980-12372

U60
Gray

90980-11243

q1
White

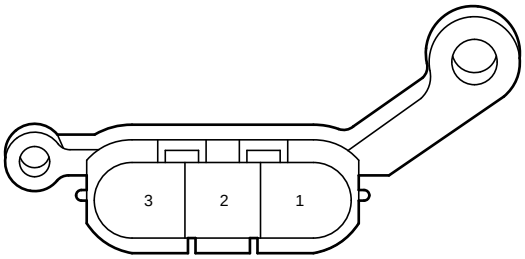

82824-30500

q2
White

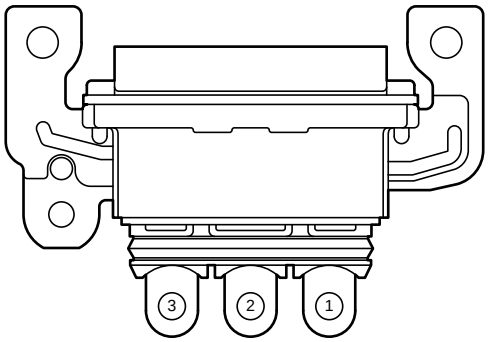

82824-30650

r1
White

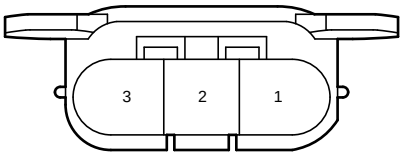

82824-30630

r2
White



82824-30640

w1
White

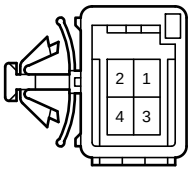

90980-12212

w2
White

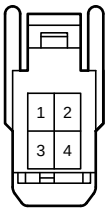

90980-12360

z4
Black

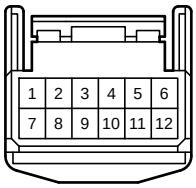

90980-12559

z5
White

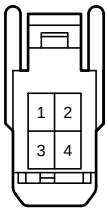

90980-12360

z6
White

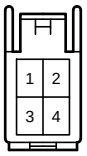

90980-12211

z19
Black

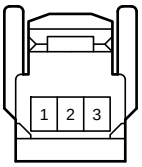

90980-12695

1D
White

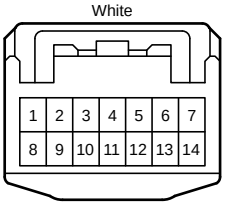

90980-12370

1G
White

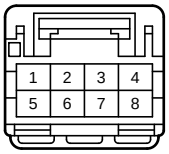

90980-12A54

1J

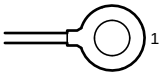

4A
White

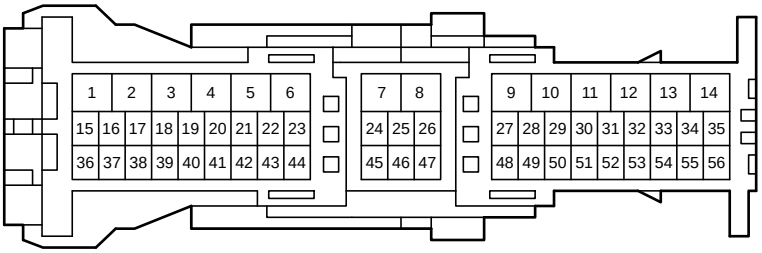

90980-12943

4B
White

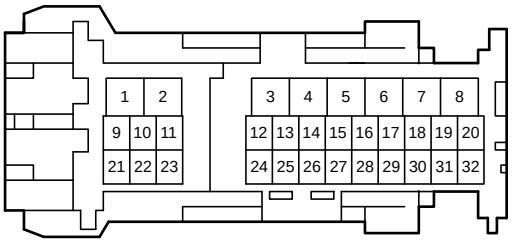

90980-12A48

4C
White

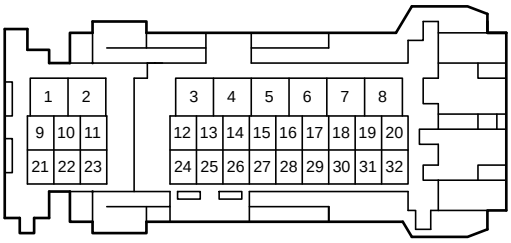

90980-12A47

AF1
White

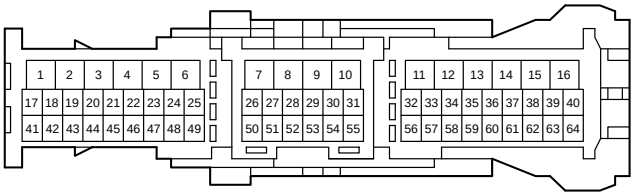

90980-12774

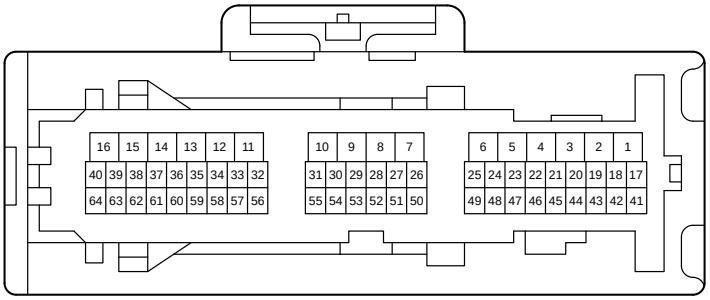

90980-12798

AT1
White

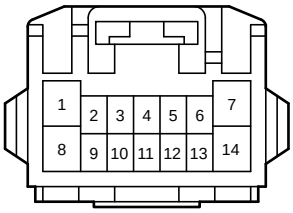

82824-53090

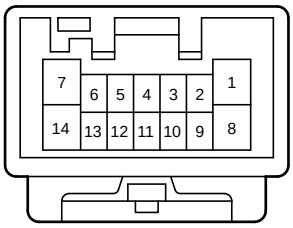

82824-53080

AU1
White

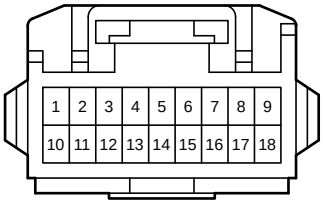

82824-53070

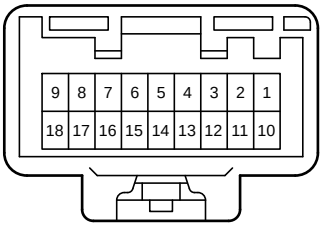

82824-53060

OA1
White

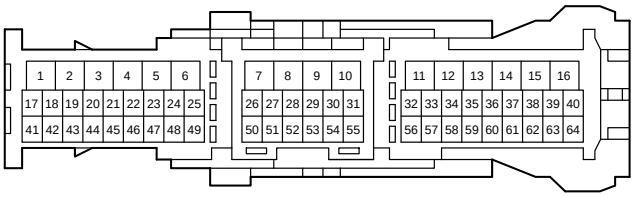

90980-12774

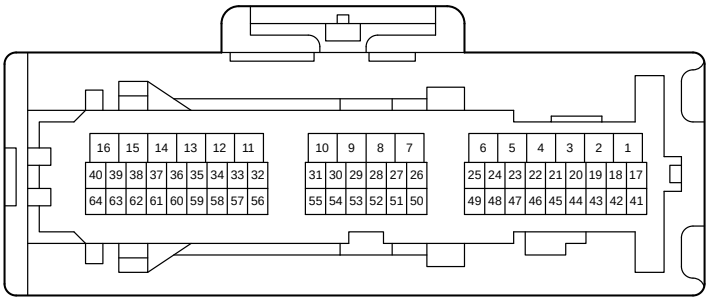

90980-12798

OA2
White

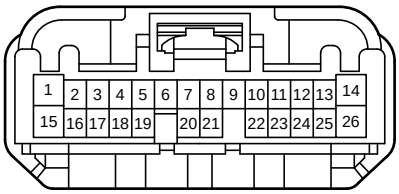

82824-24090

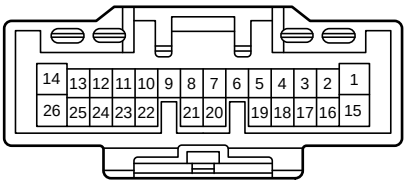

82824-24080

OA5
White

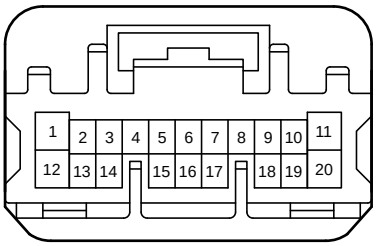

90980-12741

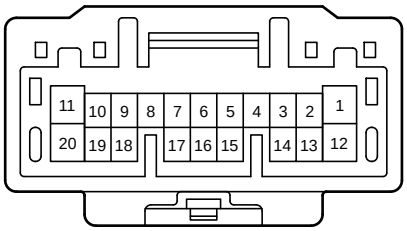

90980-12740

OT1
White

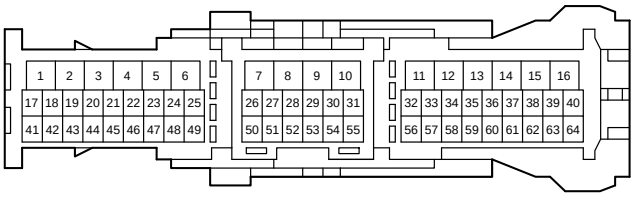

90980-12774

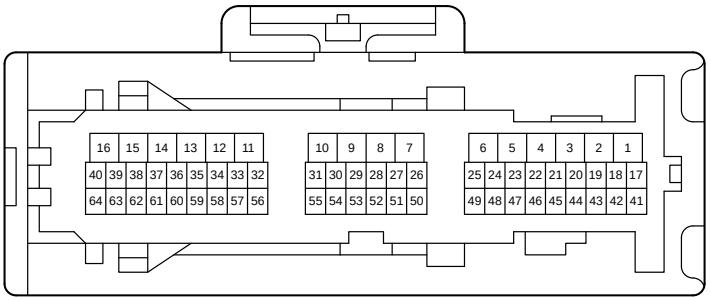

90980-12798