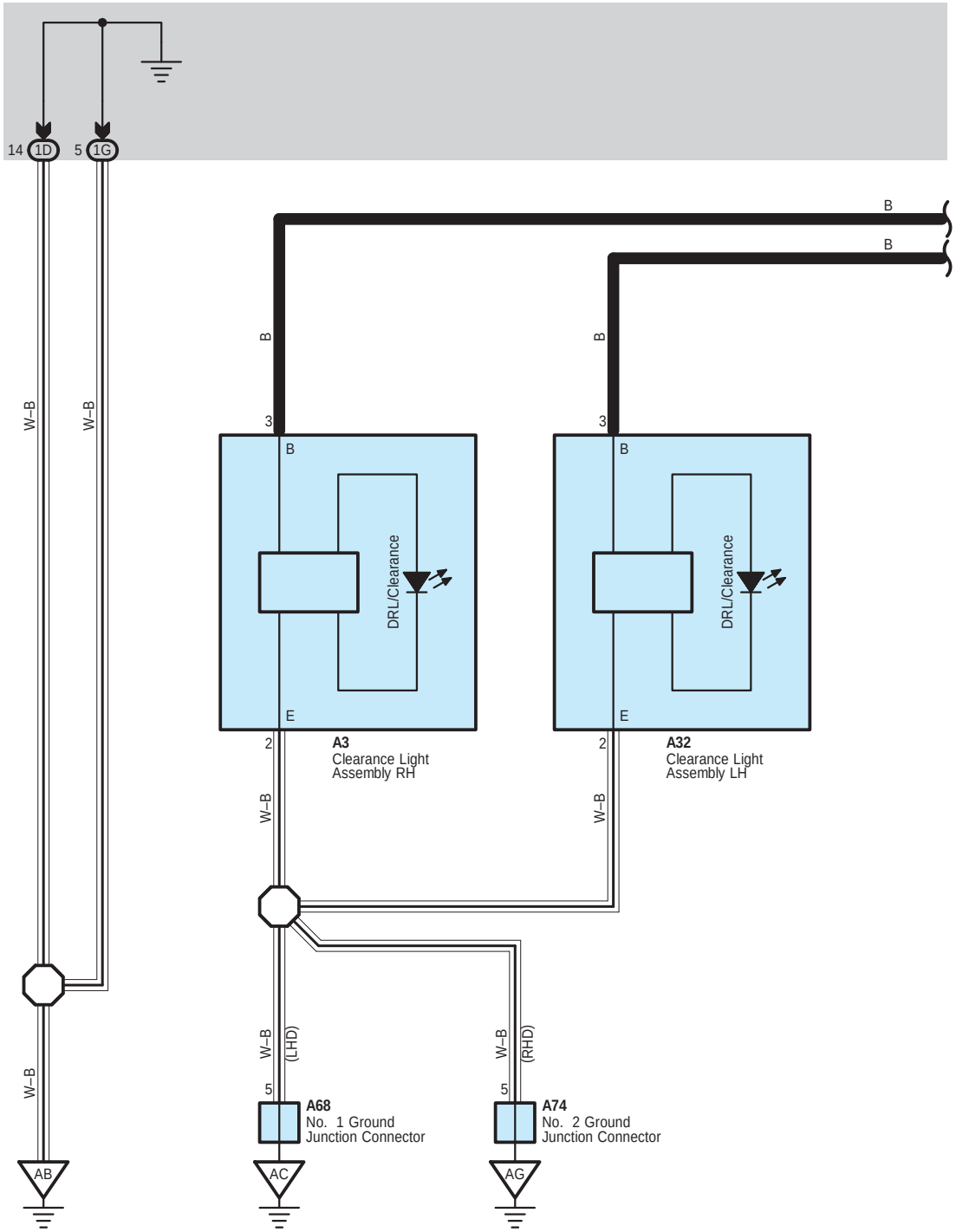
14 1D
5 1G
W–B
W–B
B
B
B
B
3
3
B
B
DRL/Clearance
DRL/Clearance
E
E
2
2
A3
Clearance Light
Assembly RH
A32
Clearance Light
Assembly LH
W–B
W–B
W–B
W–B
(LHD)
(RHD)
5
5
A68
No. 1 Ground
Junction Connector
A74
No. 2 Ground
Junction Connector
AB
AC
AG

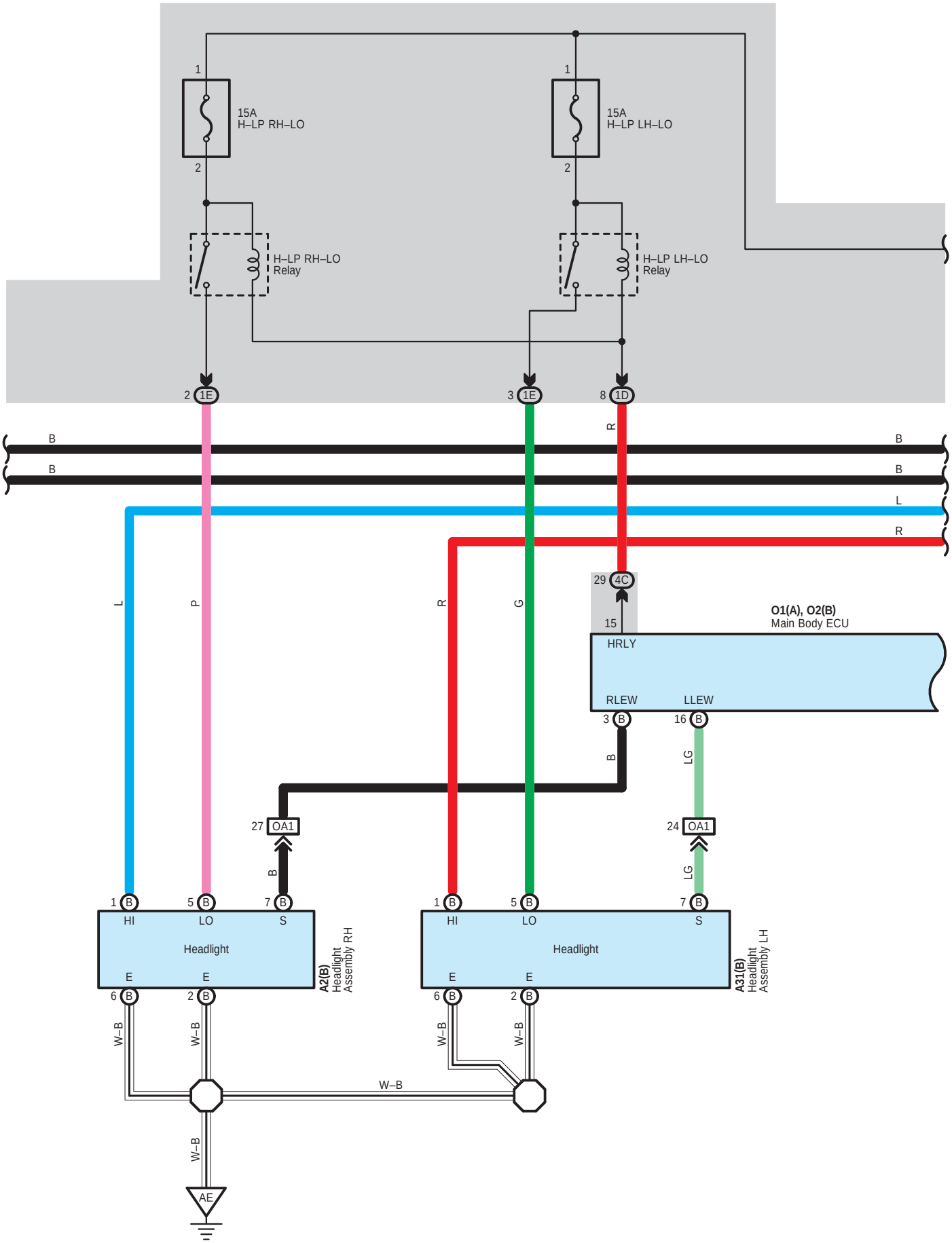
15A
H–LP RH–LO
15A
H–LP LH–LO
H–LP RH–LO
Relay
H–LP LH–LO
Relay
2 1E
3 1E
8 1D
B
B
B
B
L
R
R
L
P
R
G
29 4C
15
O1(A), O2(B)
Main Body ECU
HRLY
RLEW
LLEW
3 B
16 B
B
LG
27 OA1
24 OA1
B
LG
1 B
5 B
7 B
HI
LO
S
Headlight
E
E
6 B
2 B
A2(B)
Headlight
Assembly RH
A31(B)
Headlight
Assembly LH
W–B
W–B
W–B
W–B
W–B
W–B
AE

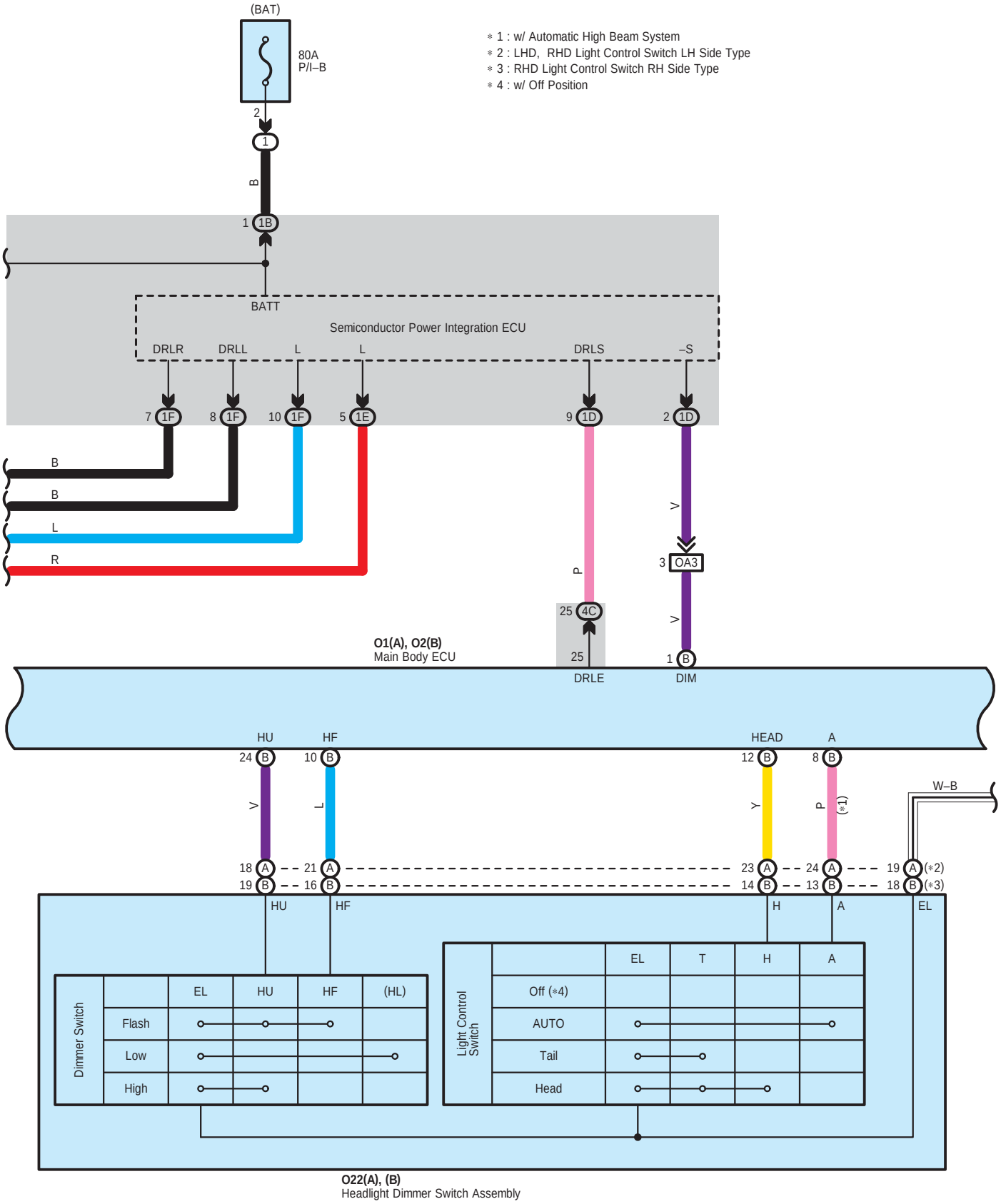
(BAT)
80A
P/I–B
∗ 1 : w/ Automatic High Beam System
∗ 2 : LHD, RHD Light Control Switch LH Side Type
∗ 3 : RHD Light Control Switch RH Side Type
∗ 4 : w/ Off Position
BATT
Semiconductor Power Integration ECU
DRLR
DRLL
L
L
DRLS
–S
O1(A), O2(B)
Main Body ECU
DRLE
DIM
HU
HF
HEAD
A
W–B
(∗1)
(∗2)
(∗3)
HU
HF
H
A
EL
Dimmer Switch
EL
HU
HF
(HL)
Flash
Low
High
Light Control Switch
EL
T
H
A
Off (∗4)
AUTO
Tail
Head
O22(A), (B)
Headlight Dimmer Switch Assembly

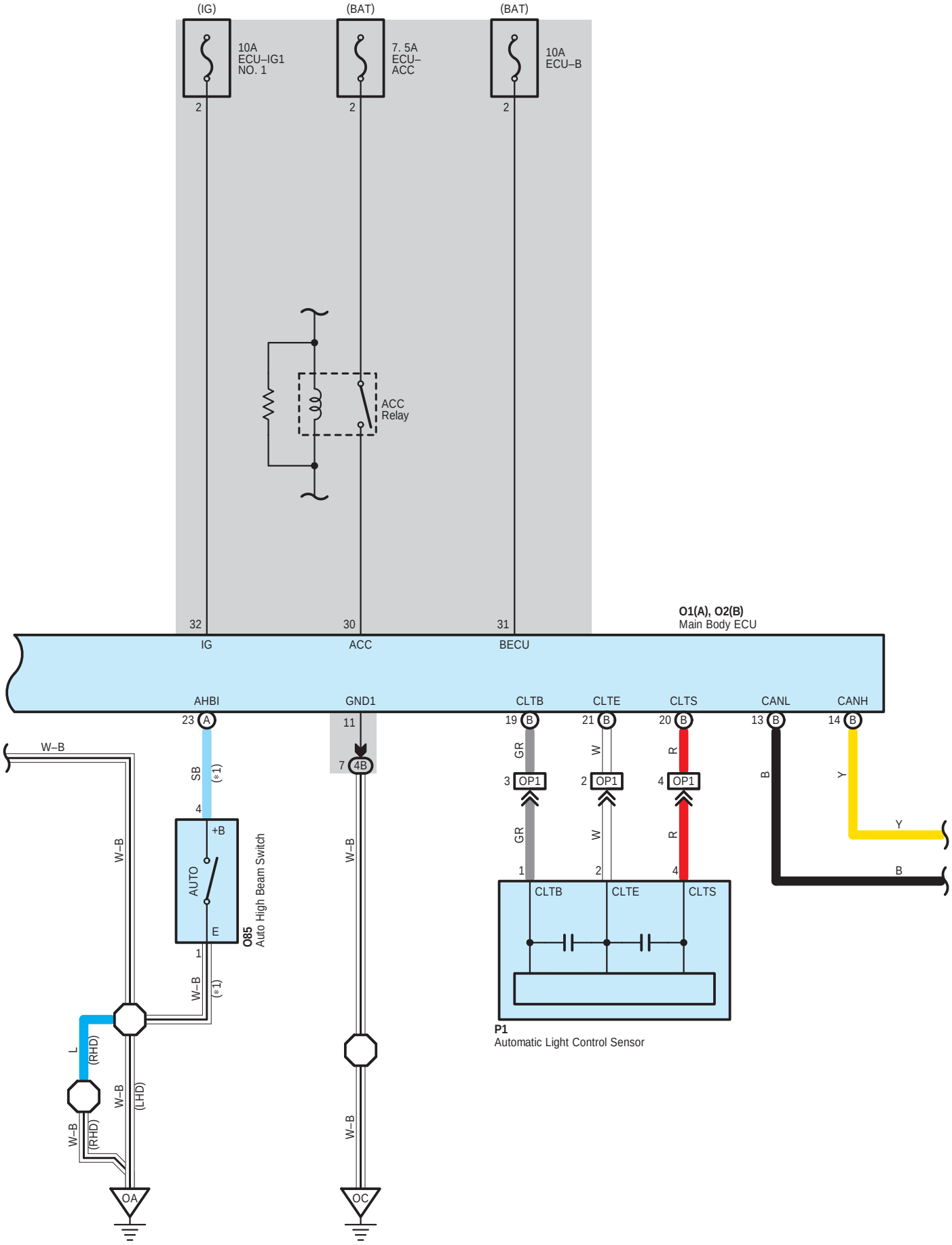
(IG)
(BAT)
(BAT)
10A
ECU–IG1
NO. 1
7. 5A
ECU–
ACC
10A
ECU–B
2
2
2
ACC
Relay
32
30
31
IG
ACC
BECU
O1(A), O2(B)
Main Body ECU
AHBI
GND1
CLTB
CLTE
CLTS
CANL
CANH
23 A
11
7 4B
19 B
21 B
20 B
13 B
14 B
W–B
SB
(*1)
GR
W
R
B
Y
3 OP1
2 OP1
4 OP1
4
+B
AUTO
E
1
O85
Auto High Beam Switch
W–B
(*1)
L
(RHD)
W–B
(LHD)
W–B
(RHD)
OA
OC
CLTB
CLTE
CLTS
P1
Automatic Light Control Sensor

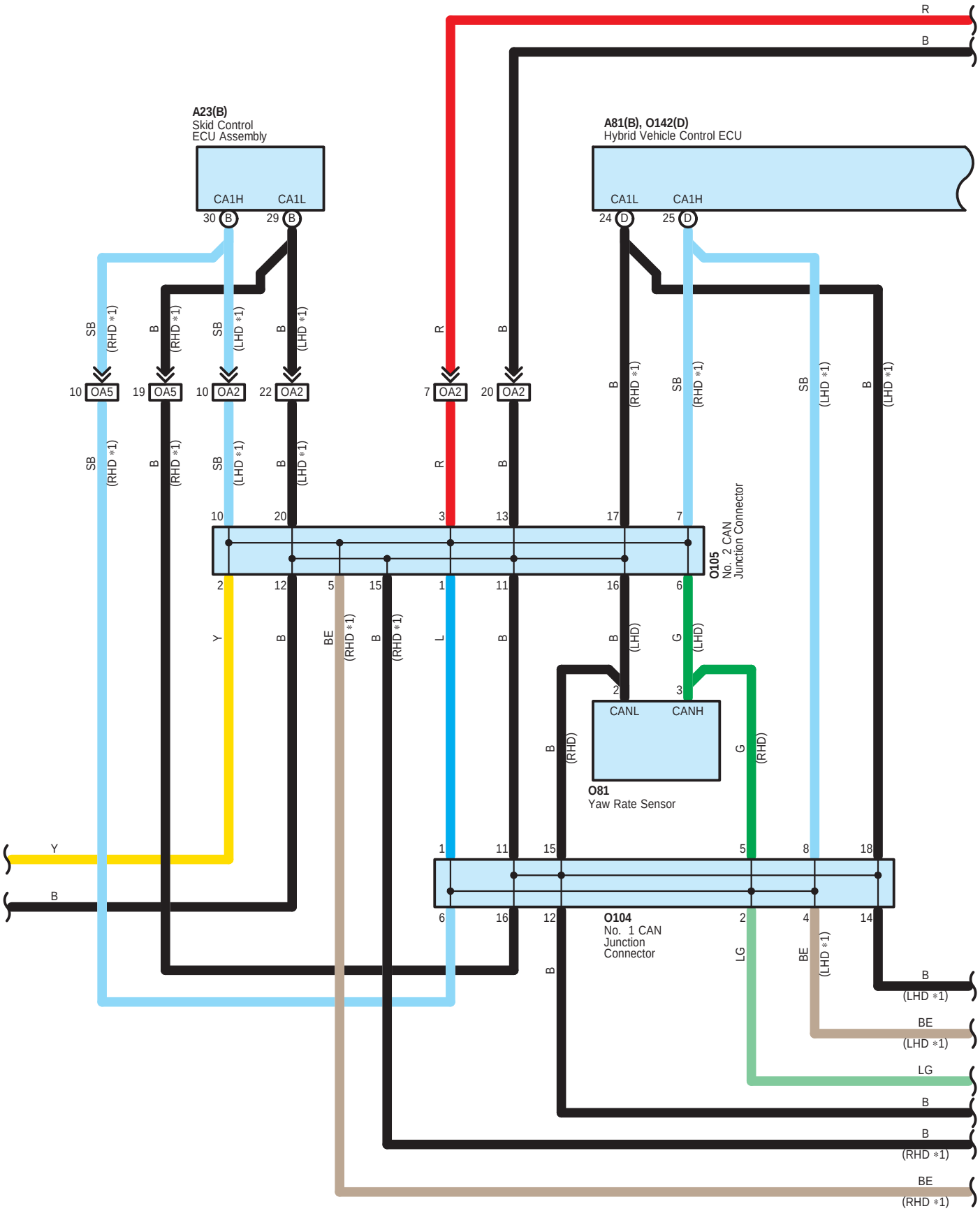
A23(B)
Skid Control
ECU Assembly
CA1H
CA1L
30 B
29 B
A81(B), O142(D)
Hybrid Vehicle Control ECU
CA1L
CA1H
24 D
25 D
10 OA5
19 OA5
10 OA2
22 OA2
7 OA2
20 OA2
O105
No. 2 CAN
Junction Connector
CANL
CANH
O81
Yaw Rate Sensor
O104
No. 1 CAN
Junction
Connector
R
B
Y
BE
L
G
LG
(RHD *1)
(LHD *1)
(LHD)
(RHD)

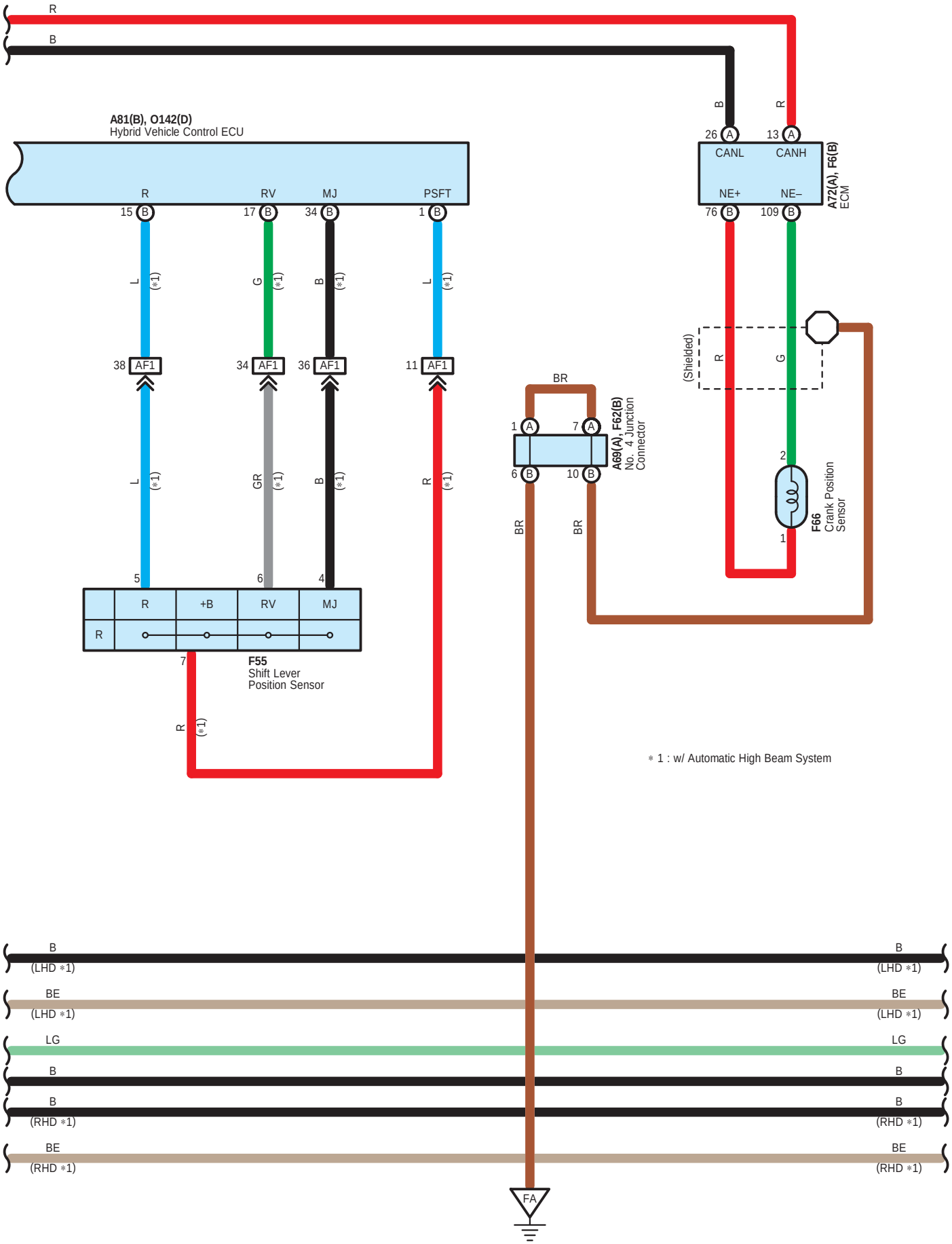
R
B
A81(B), O142(D)
Hybrid Vehicle Control ECU
R
RV
MJ
PSFT
15 B
17 B
34 B
1 B
L (*1)
G (*1)
B (*1)
L (*1)
38 AF1
34 AF1
36 AF1
11 AF1
L (*1)
GR (*1)
B (*1)
R (*1)
5
6
4
R
+B
RV
MJ
R
7
F55
Shift Lever
Position Sensor
R (*1)
B
R
26 A
13 A
CANL
CANH
NE+
NE–
76 B
109 B
A72(A), F6(B)
ECM
(Shielded)
R
G
BR
1 A
7 A
6 B
10 B
A69(A), F62(B)
No. 4 Junction
Connector
BR
BR
2
1
F66
Crank Position
Sensor
* 1 : w/ Automatic High Beam System
B
(LHD *1)
BE
(LHD *1)
LG
B
B
(RHD *1)
BE
(RHD *1)
FA

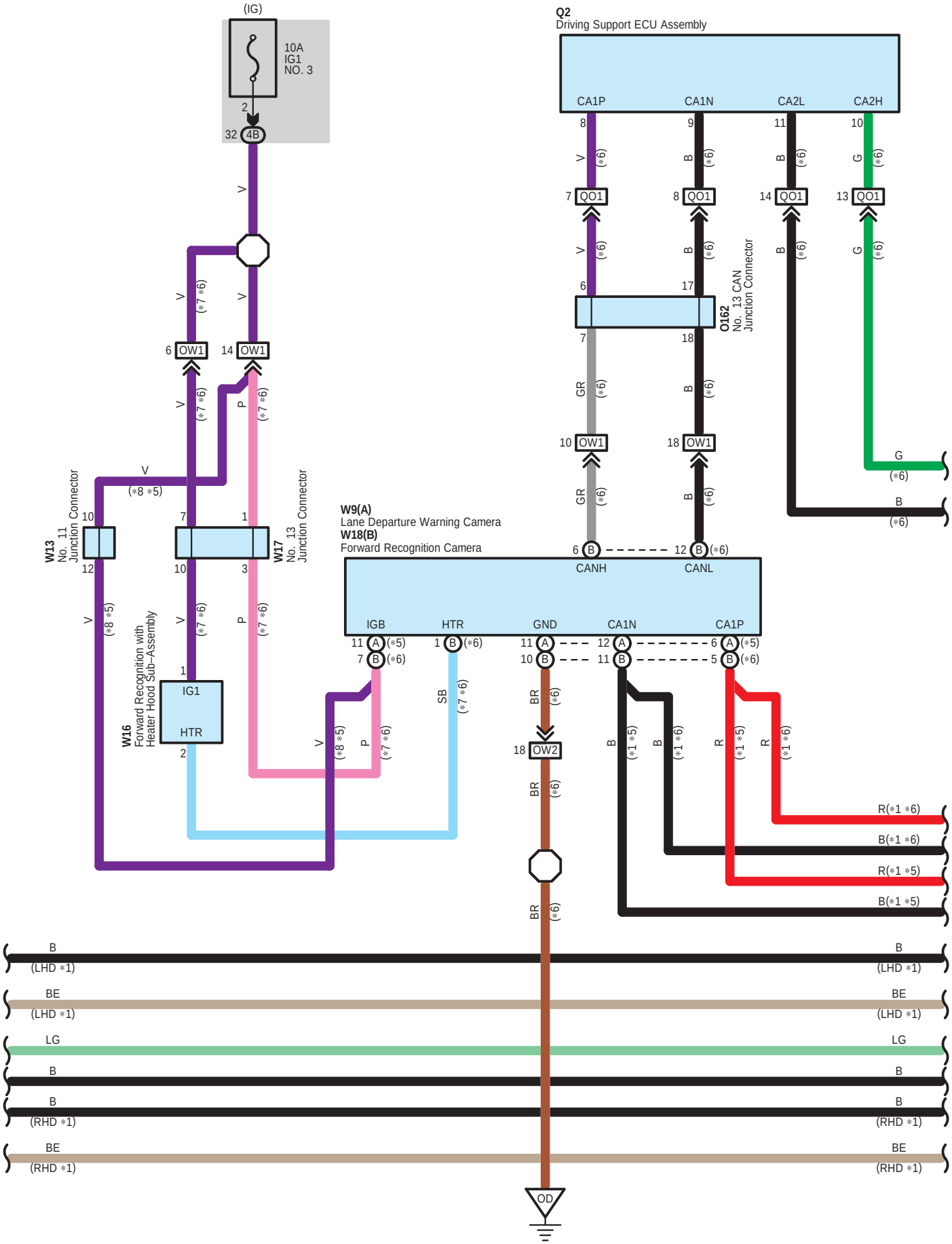
(IG)
10A
IG1
NO. 3
2
32 4B
Q2
Driving Support ECU Assembly
CA1P
CA1N
CA2L
CA2H
8
9
11
10
V (*6)
B (*6)
B (*6)
G (*6)
7 QO1
8 QO1
14 QO1
13 QO1
V (*6)
B (*6)
B (*6)
G (*6)
6
17
O162
No. 13 CAN
Junction Connector
7
18
GR (*6)
B (*6)
10 OW1
18 OW1
GR (*6)
B (*6)
G
(*6)
B
(*6)
6 OW1
14 OW1
V (*7 *6)
V (*7 *6)
V (*7 *6)
P (*7 *6)
V
(*8 *5)
W13
No. 11
Junction Connector
10
12
7
1
10
3
W17
No. 13
Junction Connector
W9(A)
Lane Departure Warning Camera
W18(B)
Forward Recognition Camera
6 B
12 B (*6)
CANH
CANL
IGB
HTR
GND
CA1N
CA1P
11 A (*5)
7 B (*6)
1 B (*6)
11 A
10 B
12 A
11 B
6 A (*5)
5 B (*6)
V (*8 *5)
V (*7 *6)
P (*7 *6)
W16
Forward Recognition with
Heater Hood Sub-Assembly
1
IG1
HTR
2
SB (*7 *6)
BR (*6)
18 OW2
BR (*6)
V (*8 *5)
P (*7 *6)
B (*1 *5)
B (*1 *6)
R (*1 *5)
R (*1 *6)
R(*1 *6)
B(*1 *6)
R(*1 *5)
B(*1 *5)
BR (*6)
B
(LHD *1)
BE
(LHD *1)
LG
B
B
(RHD *1)
BE
(RHD *1)
OD

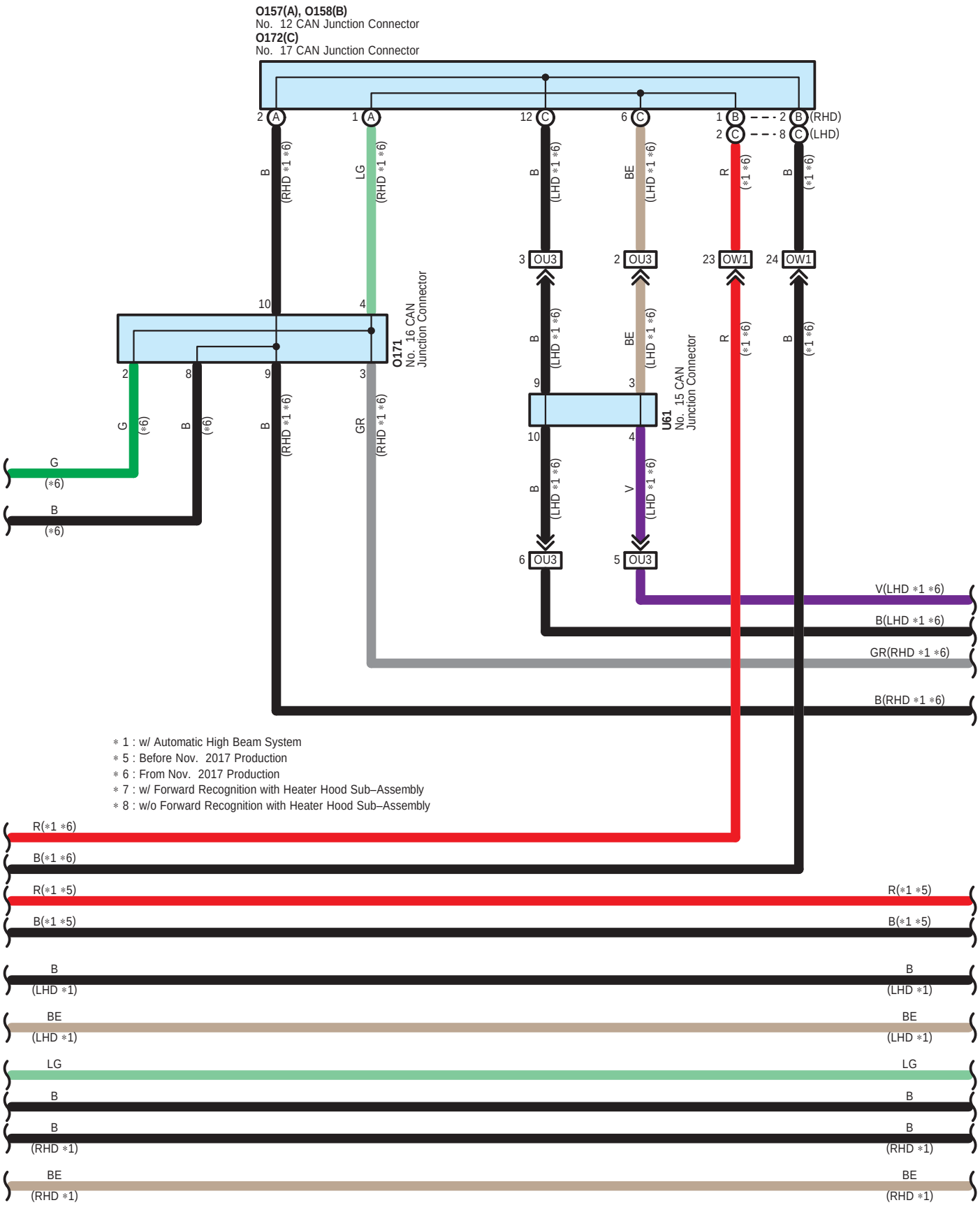
O157(A), O158(B)
No. 12 CAN Junction Connector
O172(C)
No. 17 CAN Junction Connector
O171
No. 16 CAN Junction Connector
U61
No. 15 CAN Junction Connector
OU3
OW1
(RHD)
(LHD)
V(LHD ∗1 ∗6)
B(LHD ∗1 ∗6)
GR(RHD ∗1 ∗6)
B(RHD ∗1 ∗6)
∗ 1 : w/ Automatic High Beam System
∗ 5 : Before Nov. 2017 Production
∗ 6 : From Nov. 2017 Production
∗ 7 : w/ Forward Recognition with Heater Hood Sub–Assembly
∗ 8 : w/o Forward Recognition with Heater Hood Sub–Assembly
R(∗1 ∗6)
B(∗1 ∗6)
R(∗1 ∗5)
B(∗1 ∗5)
B (LHD ∗1)
BE (LHD ∗1)
LG
B
B (RHD ∗1)
BE (RHD ∗1)

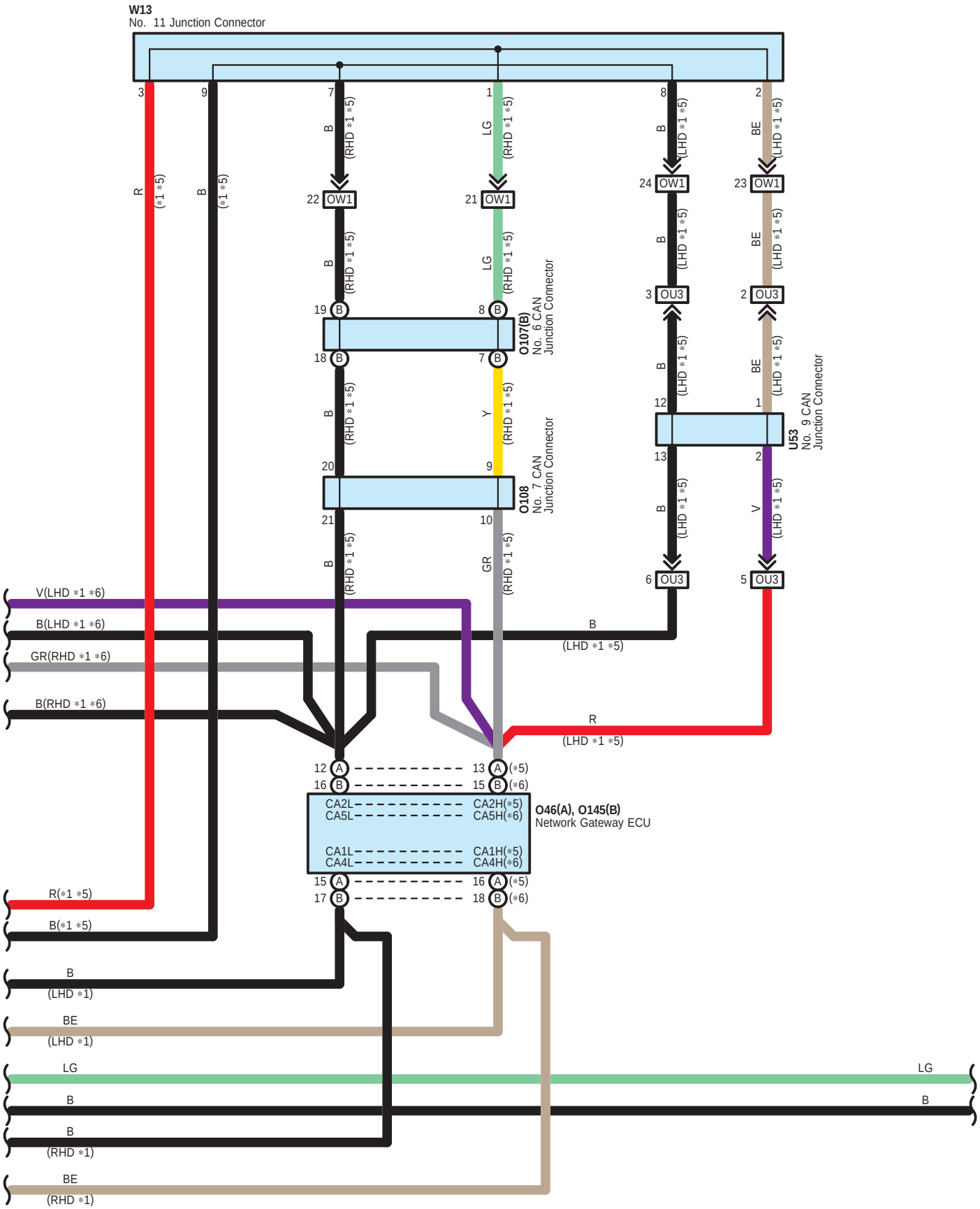
W13
No. 11 Junction Connector
O107(B)
No. 6 CAN
Junction Connector
O108
No. 7 CAN
Junction Connector
U53
No. 9 CAN
Junction Connector
O46(A), O145(B)
Network Gateway ECU
OW1
OU3
V(LHD *1 *6)
B(LHD *1 *6)
GR(RHD *1 *6)
B(RHD *1 *6)
R(*1 *5)
B(*1 *5)
B
(LHD *1)
BE
(LHD *1)
LG
B
B
(RHD *1)
BE
(RHD *1)

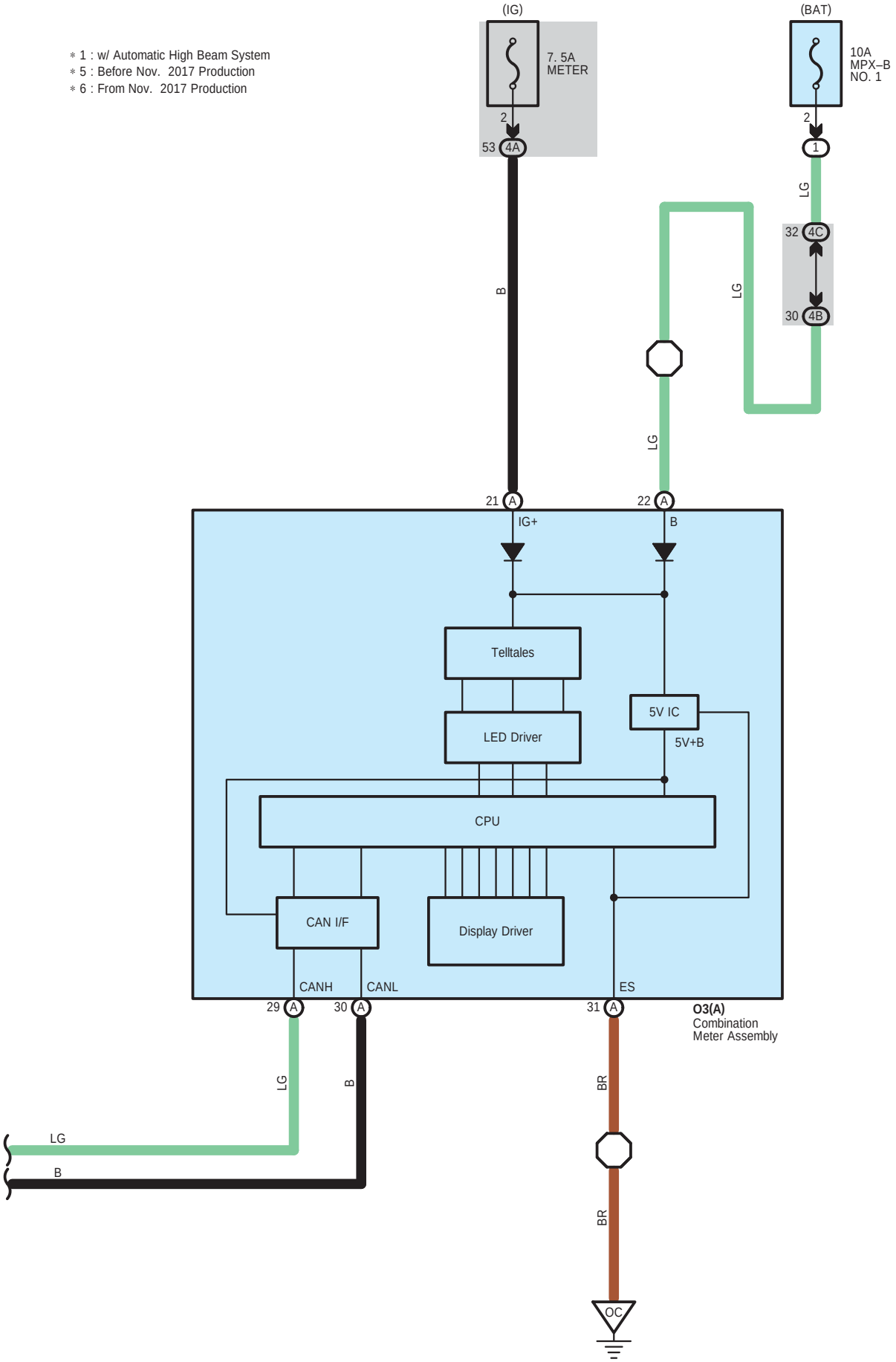
∗ 1 : w/ Automatic High Beam System
∗ 5 : Before Nov. 2017 Production
∗ 6 : From Nov. 2017 Production
(IG)
7. 5A
METER
2
53 4A
(BAT)
10A
MPX–B
NO. 1
2
1
LG
32 4C
30 4B
B
LG
LG
21 A
22 A
IG+
B
Telltales
LED Driver
5V IC
5V+B
CPU
CAN I/F
Display Driver
CANH
CANL
ES
29 A
30 A
31 A
O3(A)
Combination
Meter Assembly
LG
B
BR
BR
LG
B
OC

A2
Gray

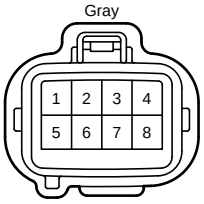

90980-10897
(Headlight)

A3
Gray

90980-11292

A23
Gray

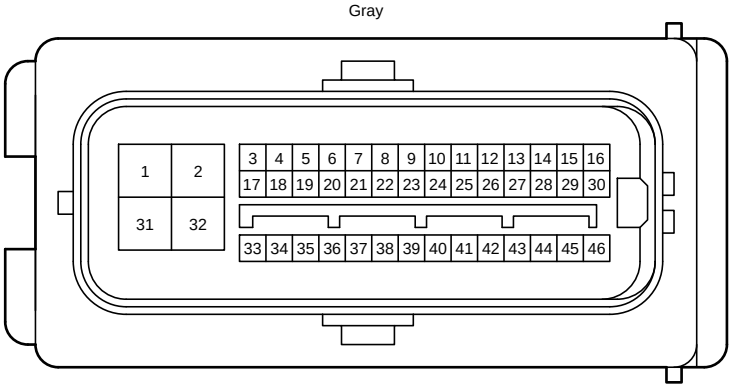

90980-12426

A31
Gray

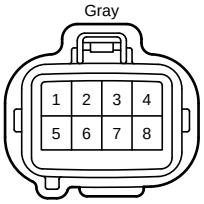

90980-10897
(Headlight)

A32
Gray

90980-11292

A68
White

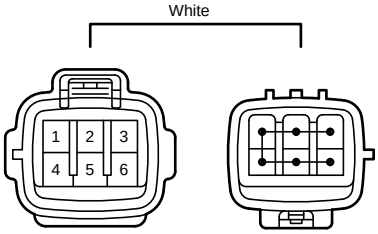

90980-11194

A69
Gray

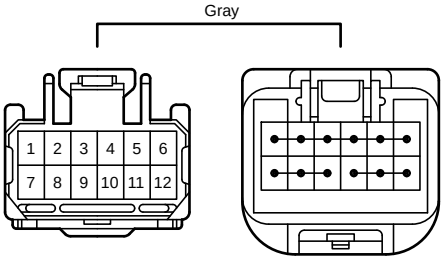

90980-11661

A72
Black

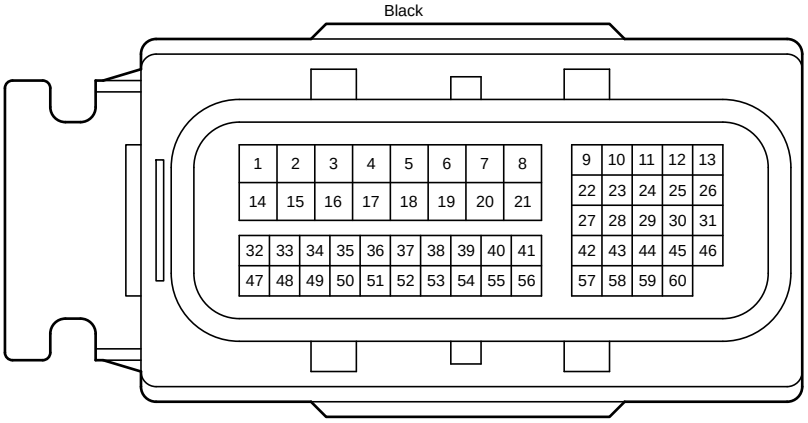

90980-12931

A74
White

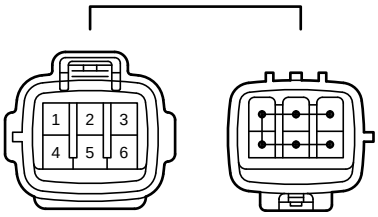

90980-11194

A81
Gray

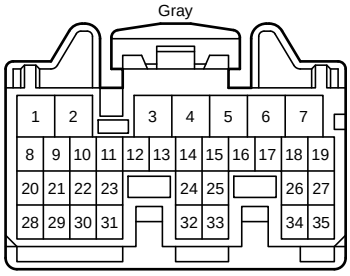

90980-12428

F6
Black

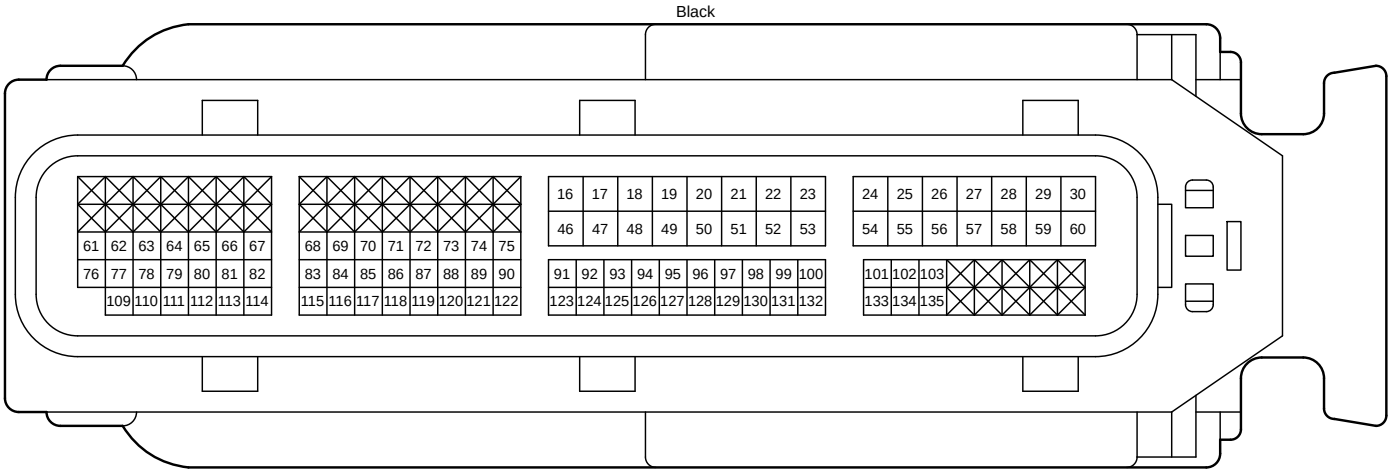

90980-12974

F55
Gray

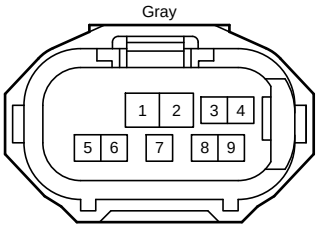

90980-12A23

F62
Gray

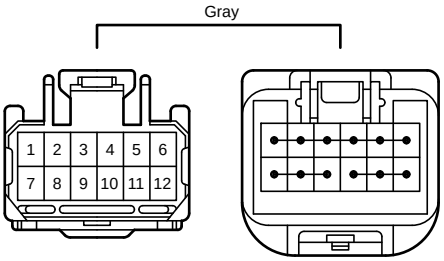

90980-11661

F66
Black

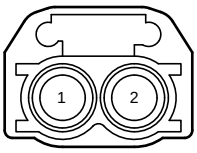

90980-12028

O1
White

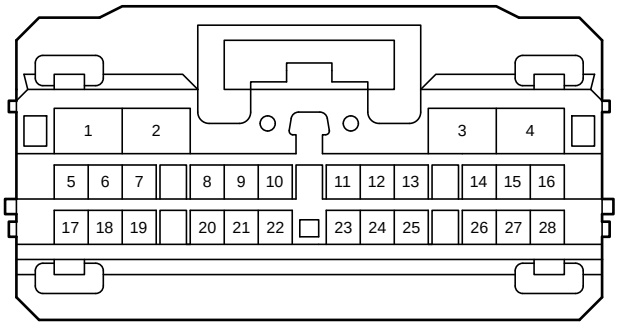

90980-12908

O2
White

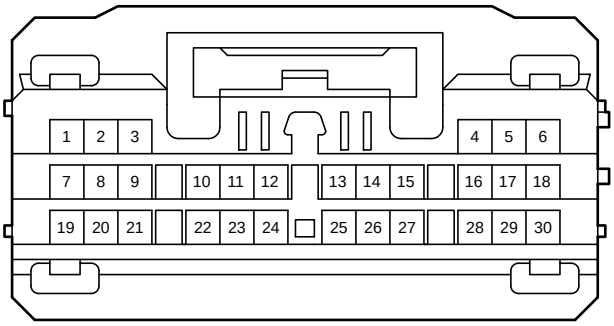

90980-12909

O3
Black

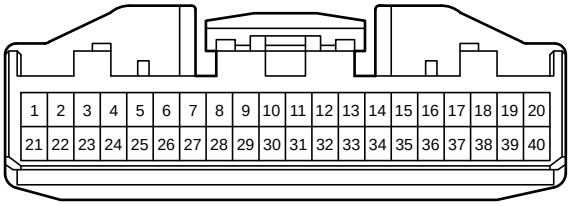

90980-12557

O22
Black

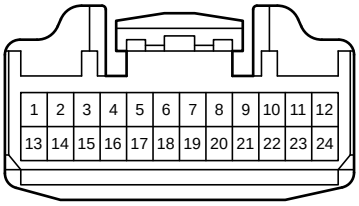

90980-12554

O46
White

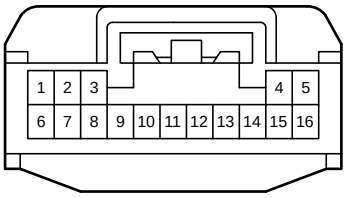

90980-12423

O81
Black



90980-12303

O85
White

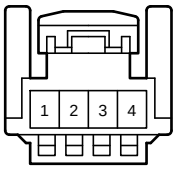

90980-12876

O104
White

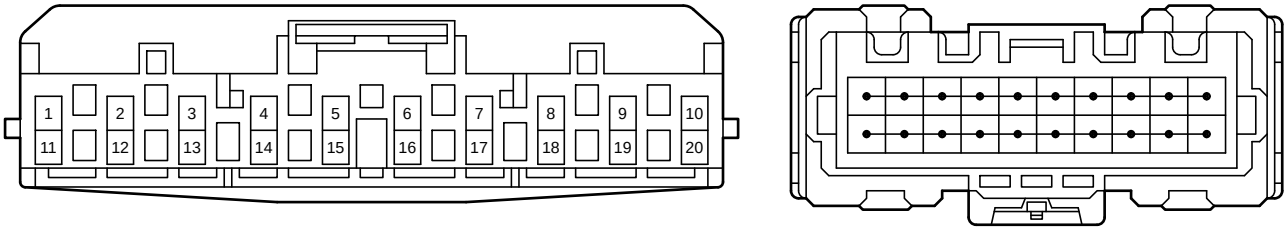

90980-12A58

O105
White

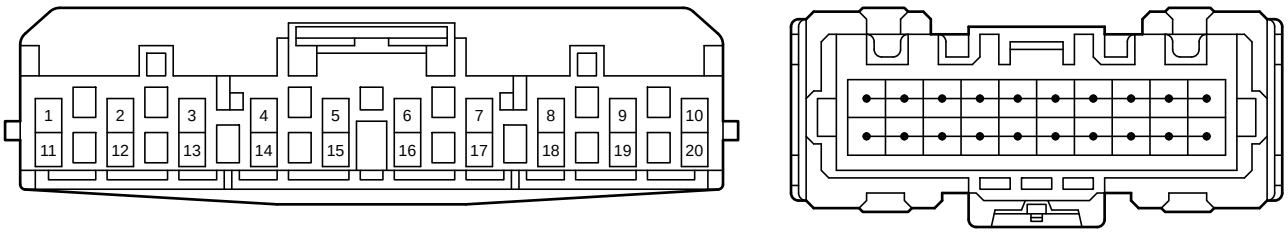

90980-12A58

O107
Black

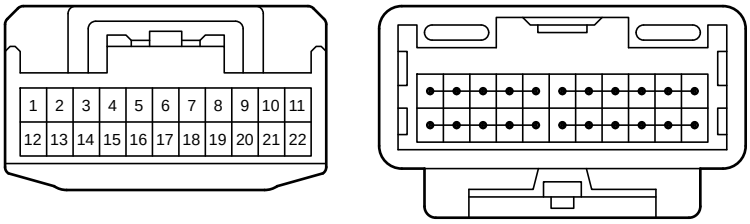

90980-12372

O108
Black

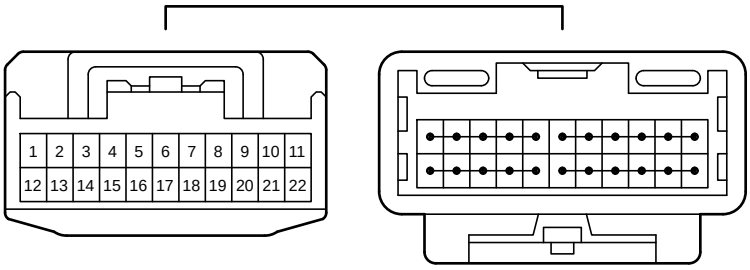

90980-12372

O142
Gray

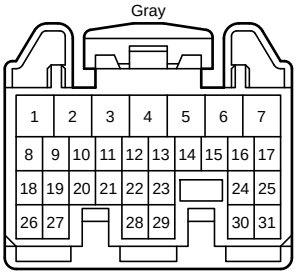

90980-12431

O145
Black

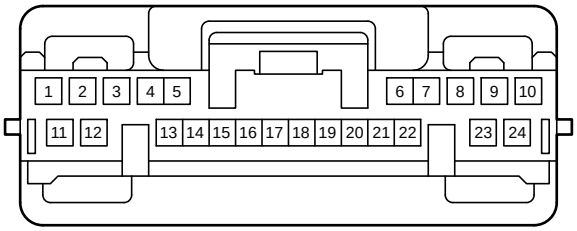

90980-12912

O157
White

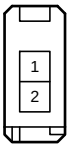

90980-12827

O158
White

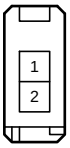

90980-12827

O162
Black

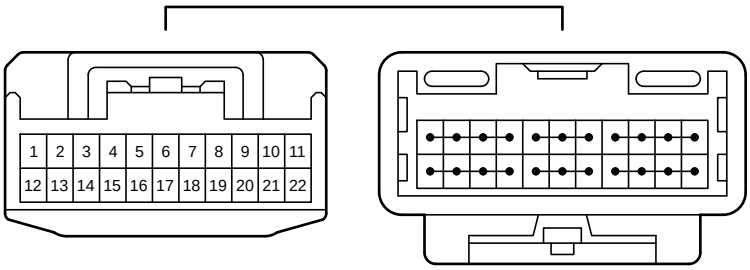

90980-12372

O171
White

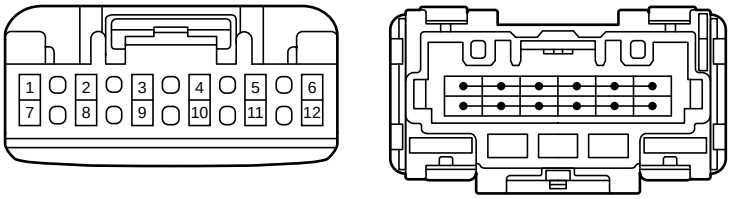

90980-12C68

O172
White

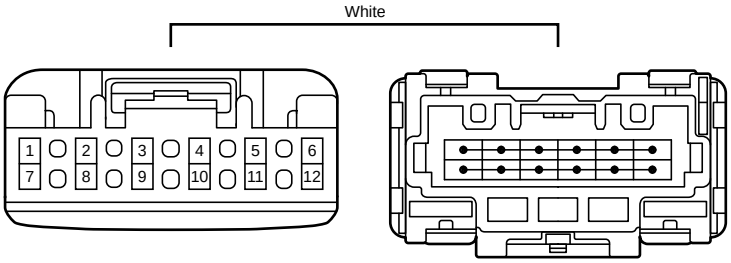

90980-12C68

P1
Black



82824-50130

Q2
White

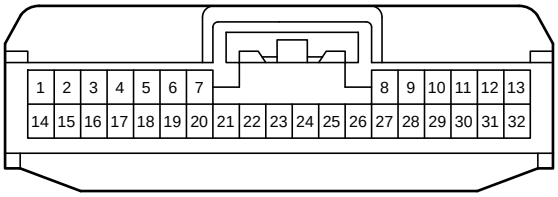

90980-12422

U53
White

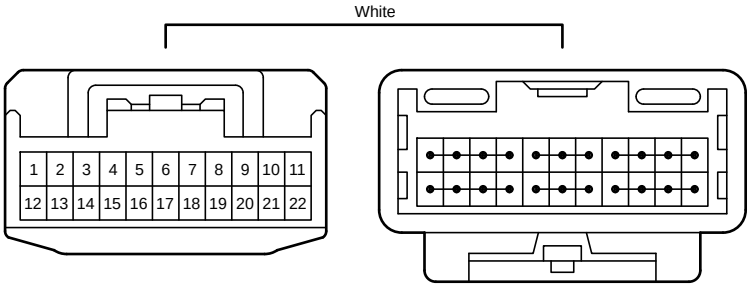

90980-12372

U61
White

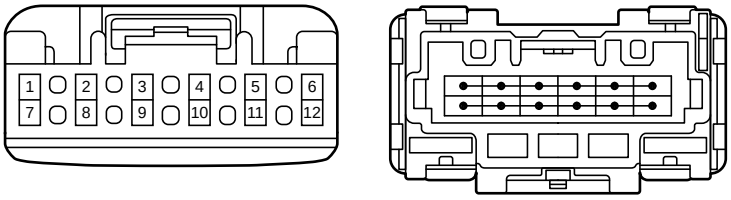

90980-12C68

W9
Gray

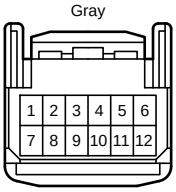

90980-12552

W13
White

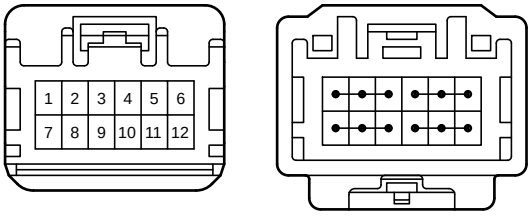

90980-12737

W16
White

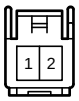

90980-12063

W17
White

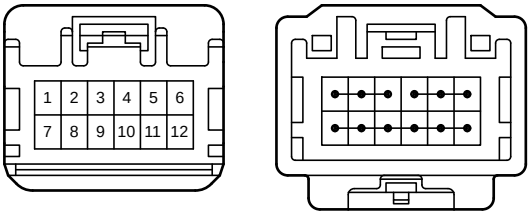

90980-12737

W18
Gray

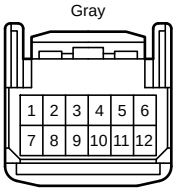

90980-12552

1B
Black

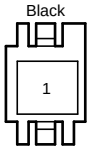

82660-30D50

1D
White

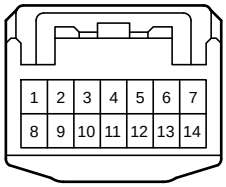

90980-12370

1E
L

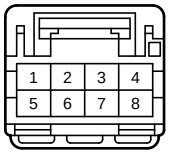

90980-12A55

1F
White

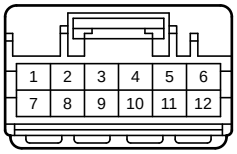

90980-12A56

1G
White

90980-12A54

4A
White

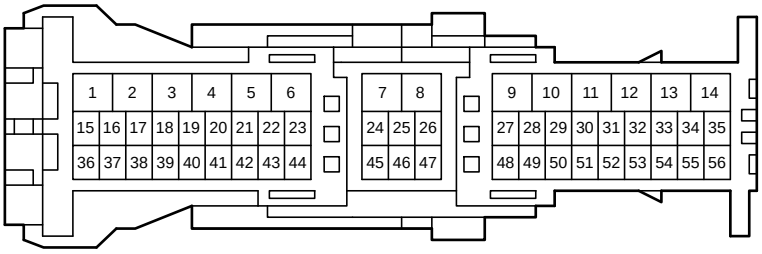

90980-12943

4B
White

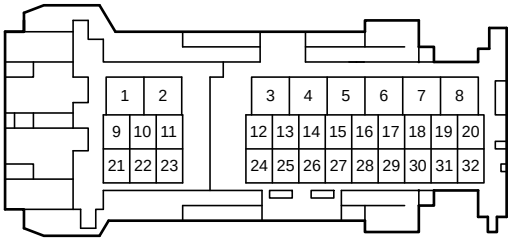

90980-12A48

4C
White

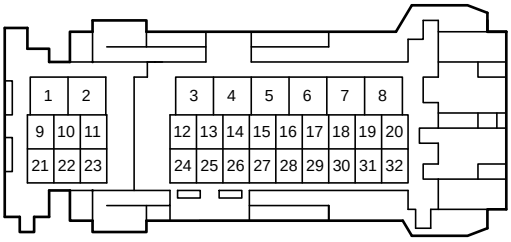

90980-12A47

AF1
White

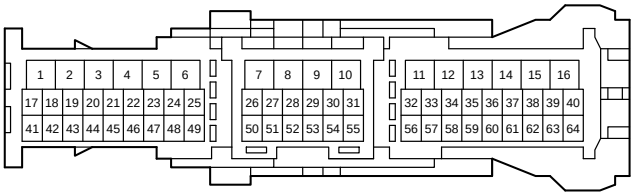

90980-12774

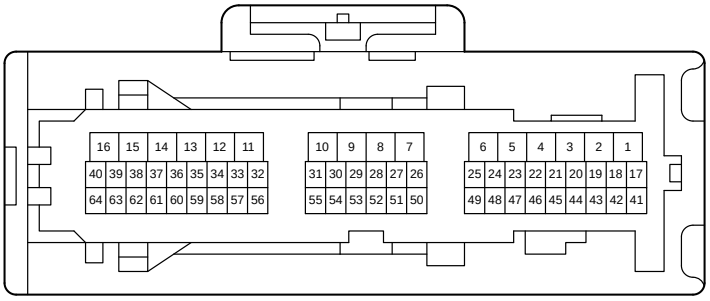

90980-12798

OA1
White

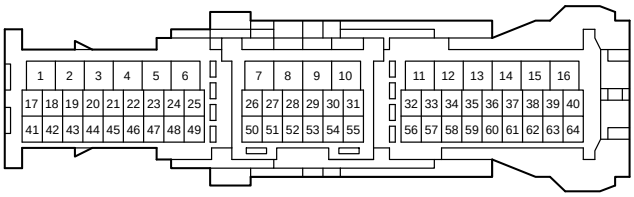

90980-12774

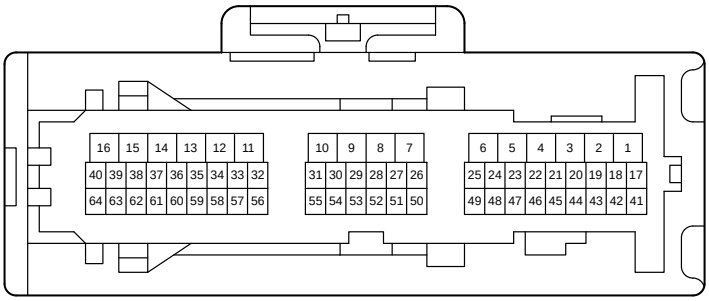

90980-12798

OA2
White

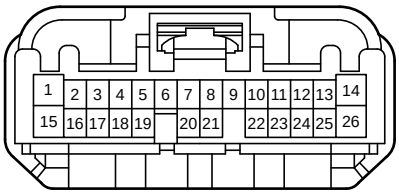

82824-24090

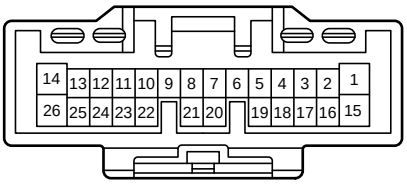

82824-24080

OA3
White

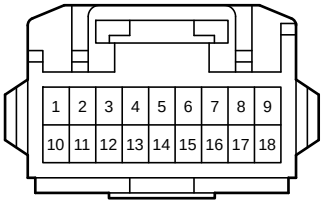

82824-53070

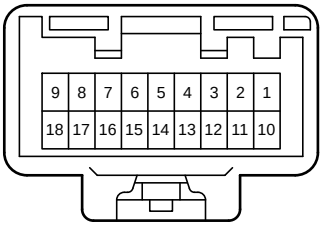

82824-53060

OA5
White

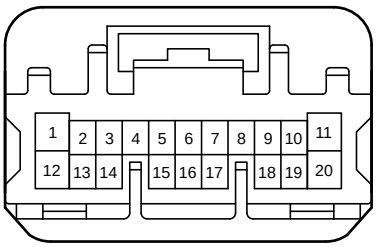

90980-12741

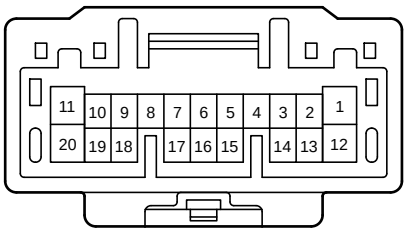

90980-12740

OP1
White

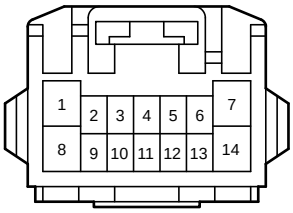

82824-53090

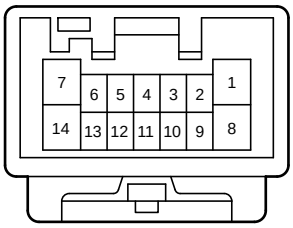

82824-53080

OU3
White

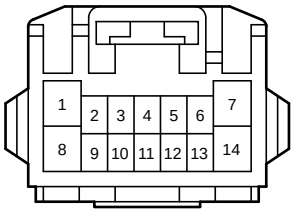

82824-53090

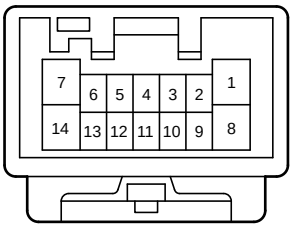

82824-53080

OW1
White

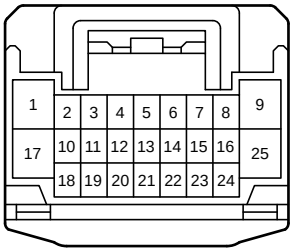

90980-12414

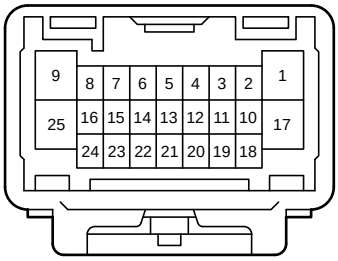

90980-12413

OW2
White

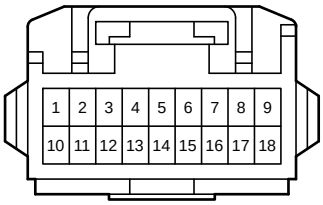

82824-53070

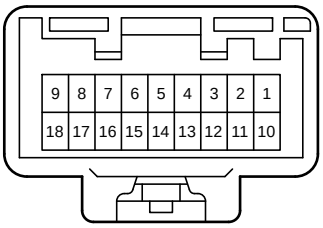

82824-53060

QO1
White

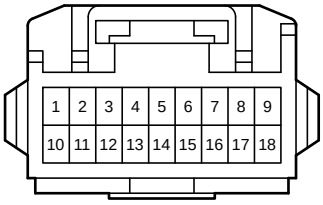

82824-53070

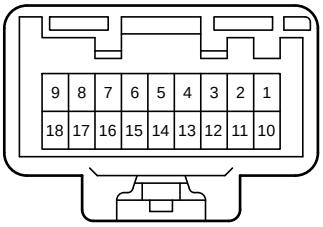

82824-53060