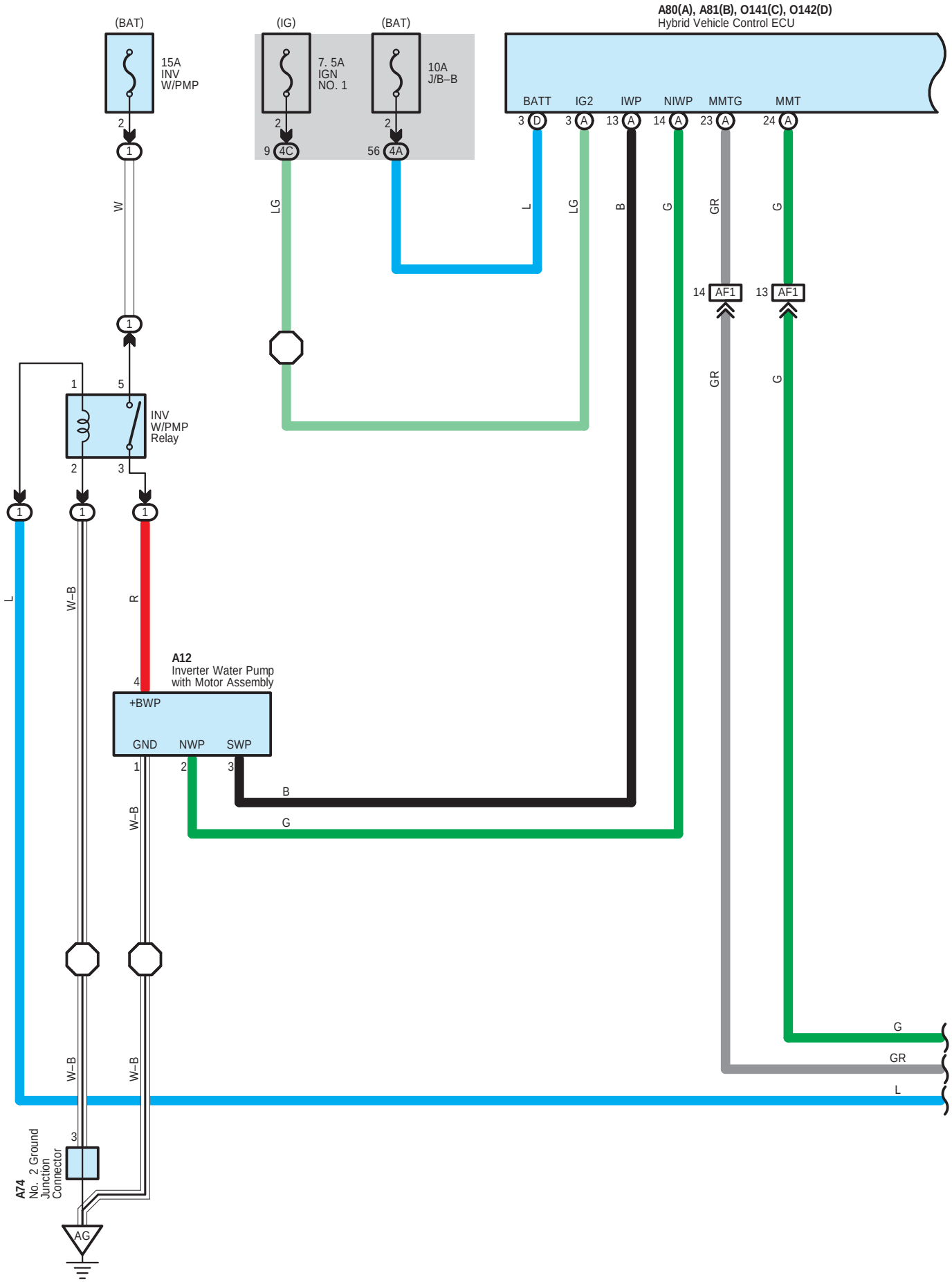
(BAT)
15A
INV
W/PMP
(IG)
7. 5A
IGN
NO. 1
(BAT)
10A
J/B–B
A80(A), A81(B), O141(C), O142(D)
Hybrid Vehicle Control ECU
BATT
IG2
IWP
NIWP
MMTG
MMT
INV
W/PMP
Relay
A12
Inverter Water Pump
with Motor Assembly
+BWP
GND
NWP
SWP
AF1
AF1
A74
No. 2 Ground
Junction
Connector
AG

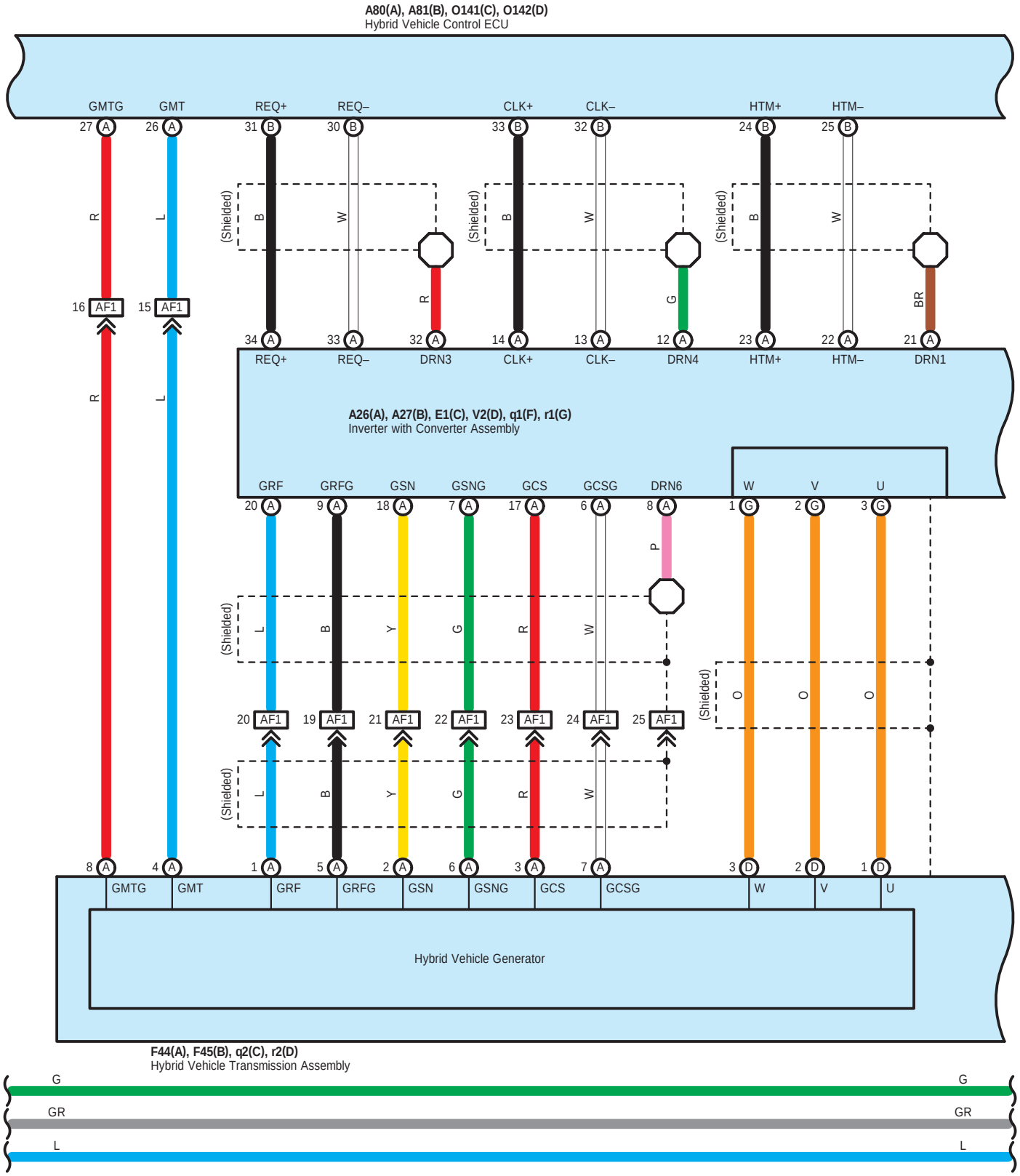
A80(A), A81(B), O141(C), O142(D)
Hybrid Vehicle Control ECU
GMTG
GMT
REQ+
REQ–
CLK+
CLK–
HTM+
HTM–
27 A
26 A
31 B
30 B
33 B
32 B
24 B
25 B
(Shielded)
R
L
B
W
R
G
BR
16 AF1
15 AF1
34 A
33 A
32 A
14 A
13 A
12 A
23 A
22 A
21 A
REQ+
REQ–
DRN3
CLK+
CLK–
DRN4
HTM+
HTM–
DRN1
A26(A), A27(B), E1(C), V2(D), q1(F), r1(G)
Inverter with Converter Assembly
GRF
GRFG
GSN
GSNG
GCS
GCSG
DRN6
W
V
U
20 A
9 A
18 A
7 A
17 A
6 A
8 A
1 G
2 G
3 G
P
L
B
Y
G
R
W
O
20 AF1
19 AF1
21 AF1
22 AF1
23 AF1
24 AF1
25 AF1
8 A
4 A
1 A
5 A
2 A
6 A
3 A
7 A
3 D
2 D
1 D
Hybrid Vehicle Generator
F44(A), F45(B), q2(C), r2(D)
Hybrid Vehicle Transmission Assembly
G
GR
L

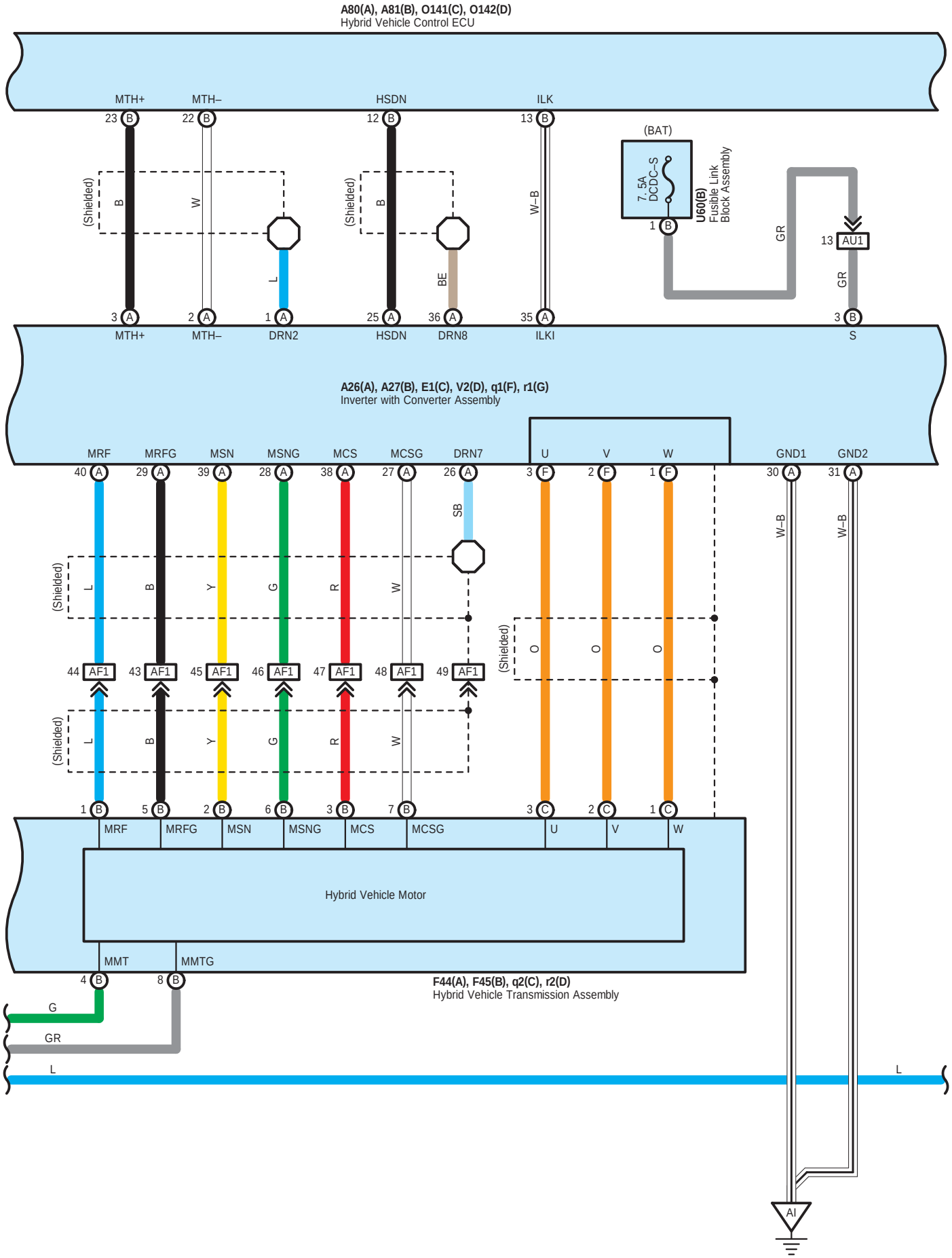
A80(A), A81(B), O141(C), O142(D)
Hybrid Vehicle Control ECU
MTH+
MTH–
HSDN
ILK
23 B
22 B
12 B
13 B
(Shielded)
B
W
L
BE
W–B
(BAT)
7.5A
DCDC–S
U60(B)
Fusible Link
Block Assembly
1 B
GR
13 AU1
3 A
2 A
1 A
25 A
36 A
35 A
3 B
MTH+
MTH–
DRN2
HSDN
DRN8
ILKI
S
A26(A), A27(B), E1(C), V2(D), q1(F), r1(G)
Inverter with Converter Assembly
MRF
MRFG
MSN
MSNG
MCS
MCSG
DRN7
U
V
W
GND1
GND2
40 A
29 A
39 A
28 A
38 A
27 A
26 A
3 F
2 F
1 F
30 A
31 A
SB
Y
G
R
O
44 AF1
43 AF1
45 AF1
46 AF1
47 AF1
48 AF1
49 AF1
1 B
5 B
2 B
6 B
3 B
7 B
3 C
2 C
1 C
Hybrid Vehicle Motor
MMT
MMTG
4 B
8 B
F44(A), F45(B), q2(C), r2(D)
Hybrid Vehicle Transmission Assembly
AI

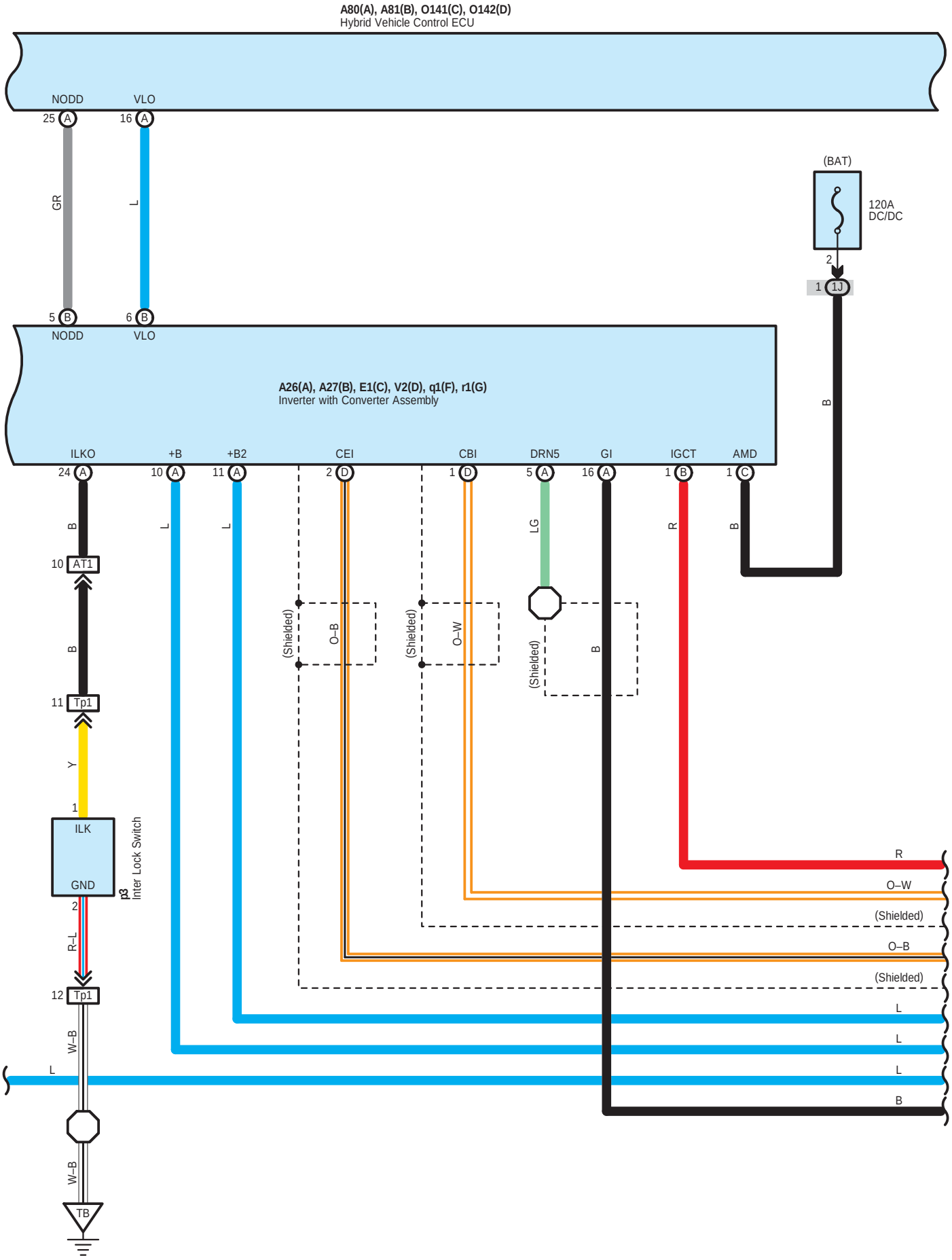
A80(A), A81(B), O141(C), O142(D)
Hybrid Vehicle Control ECU
NODD
VLO
25 A
16 A
GR
L
5 B
6 B
NODD
VLO
(BAT)
120A
DC/DC
2
1 1J
B
A26(A), A27(B), E1(C), V2(D), q1(F), r1(G)
Inverter with Converter Assembly
ILKO
+B
+B2
CEI
CBI
DRN5
GI
IGCT
AMD
24 A
10 A
11 A
2 D
1 D
5 A
16 A
1 B
1 C
B
L
L
LG
R
B
10 AT1
B
11 Tp1
Y
1
ILK
GND
p3
Inter Lock Switch
2
R–L
12 Tp1
W–B
L
W–B
TB
(Shielded)
O–B
(Shielded)
O–W
(Shielded)
B
R
O–W
(Shielded)
O–B
(Shielded)
L
L
L
B

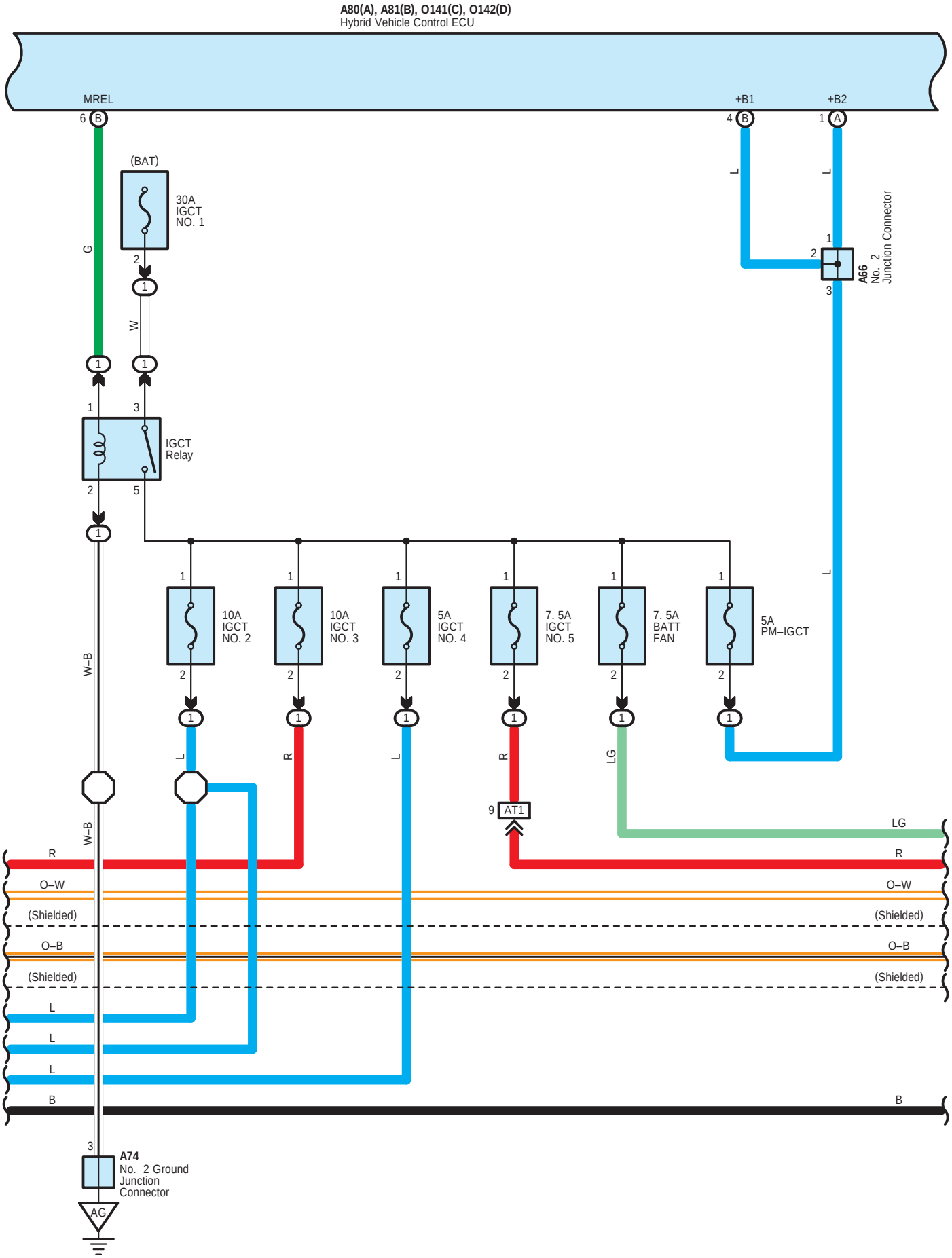
A80(A), A81(B), O141(C), O142(D)
Hybrid Vehicle Control ECU
MREL
+B1
+B2
(BAT)
30A
IGCT
NO. 1
IGCT
Relay
A66
No. 2
Junction Connector
10A
IGCT
NO. 2
10A
IGCT
NO. 3
5A
IGCT
NO. 4
7. 5A
IGCT
NO. 5
7. 5A
BATT
FAN
5A
PM–IGCT
AT1
A74
No. 2 Ground
Junction
Connector
AG
R
O–W
(Shielded)
O–B
(Shielded)
L
L
L
B
LG
R
O–W
(Shielded)
O–B
(Shielded)
B
G
W
W–B
W–B
L
R
L
R
LG
L

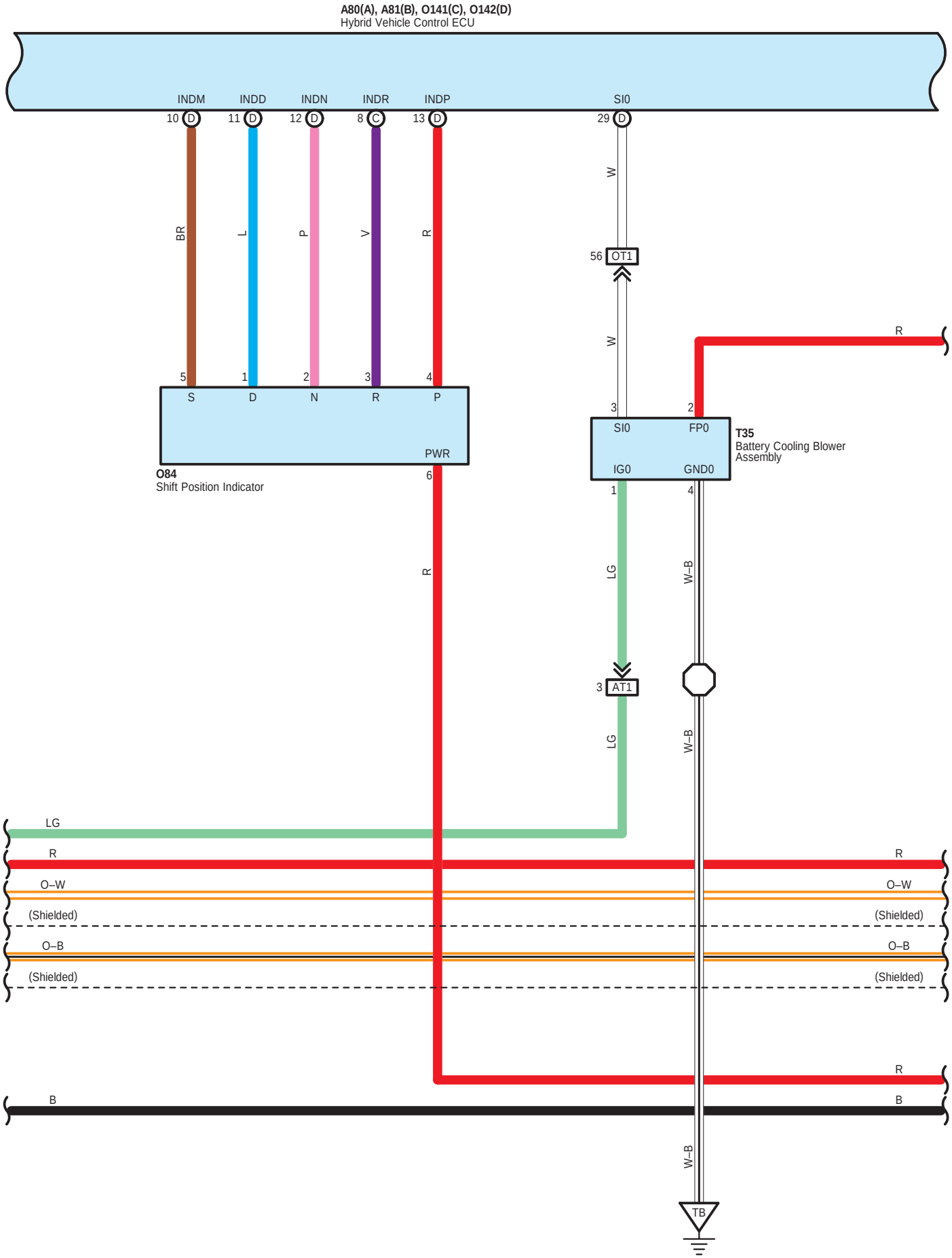
A80(A), A81(B), O141(C), O142(D)
Hybrid Vehicle Control ECU
INDM
INDD
INDN
INDR
INDP
SI0
10 D
11 D
12 D
8 C
13 D
29 D
BR
L
P
V
R
W
56 OT1
W
R
5
1
2
3
4
S
D
N
R
P
PWR
6
O84
Shift Position Indicator
3
2
SI0
FP0
IG0
GND0
T35
Battery Cooling Blower Assembly
1
4
R
LG
W–B
3 AT1
LG
W–B
LG
R
R
O–W
O–W
(Shielded)
(Shielded)
O–B
O–B
(Shielded)
(Shielded)
R
B
B
W–B
TB

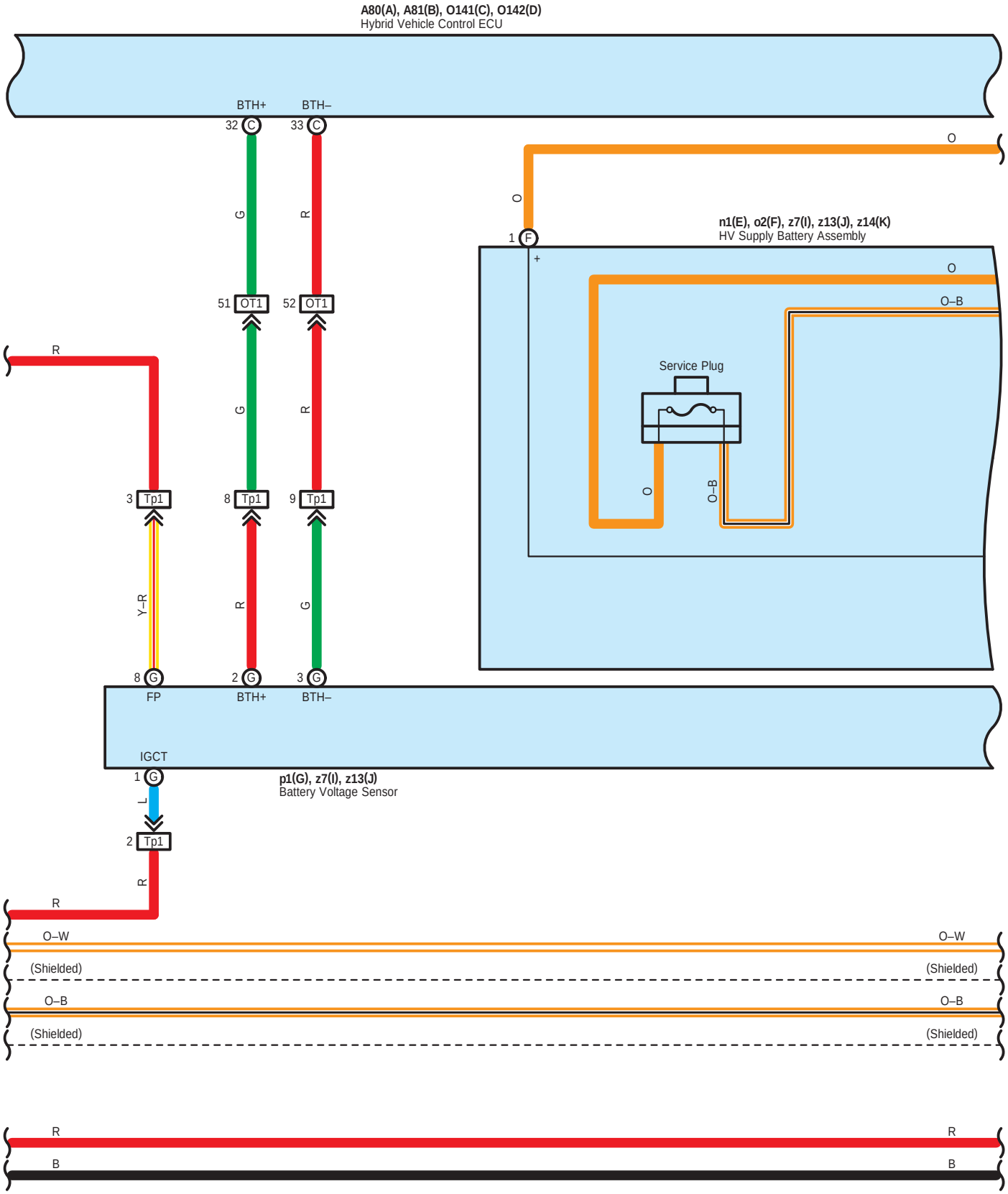
A80(A), A81(B), O141(C), O142(D)
Hybrid Vehicle Control ECU
BTH+
BTH–
32 C
33 C
G
R
51 OT1
52 OT1
R
G
R
3 Tp1
8 Tp1
9 Tp1
Y–R
R
G
8 G
2 G
3 G
FP
BTH+
BTH–
IGCT
1 G
L
2 Tp1
R
R
p1(G), z7(I), z13(J)
Battery Voltage Sensor
O
O
1 F
+
n1(E), o2(F), z7(I), z13(J), z14(K)
HV Supply Battery Assembly
O
O–B
Service Plug
O
O–B
O–W
(Shielded)
O–B
(Shielded)
O–W
(Shielded)
O–B
(Shielded)
R
B
R
B

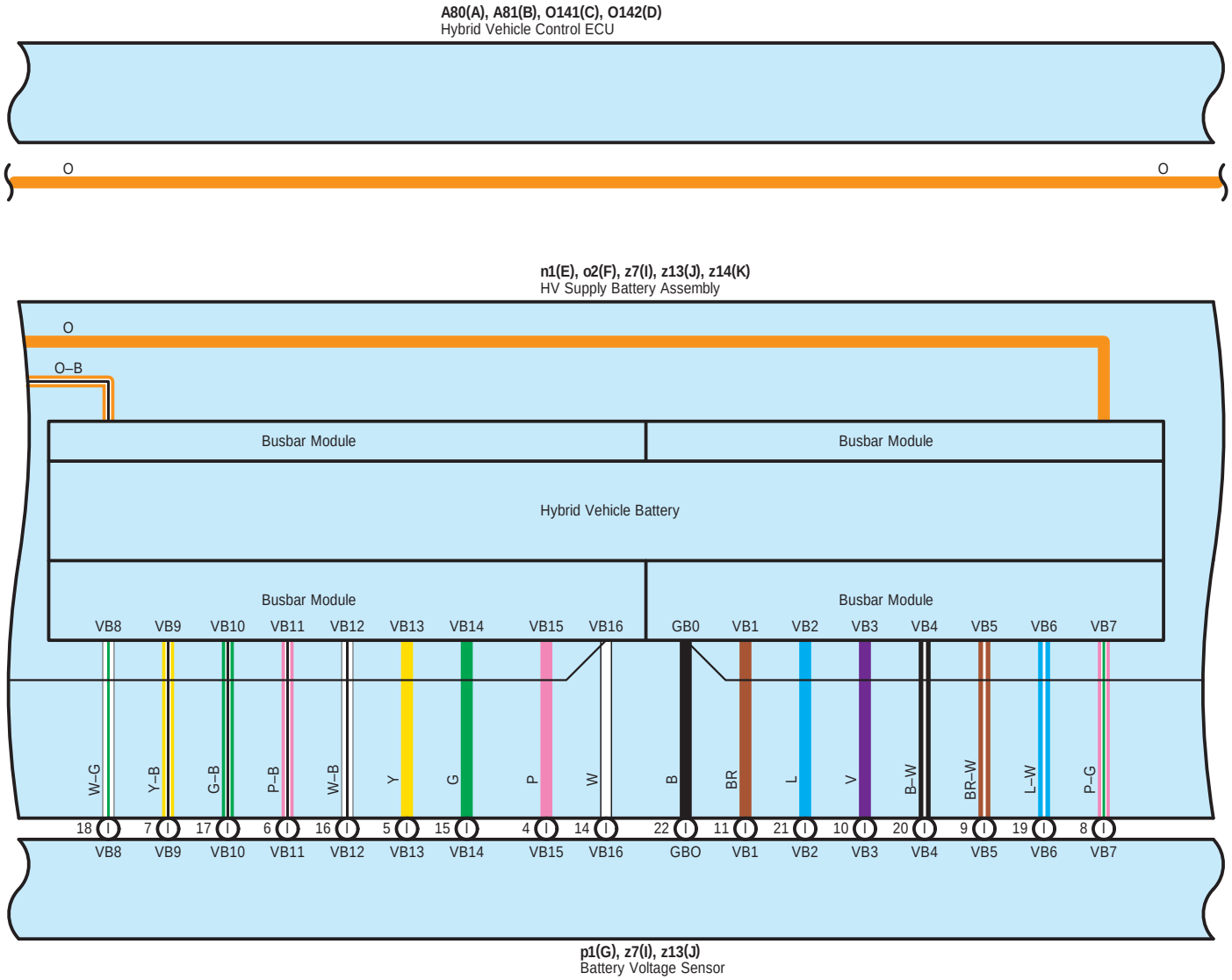
A80(A), A81(B), O141(C), O142(D)
Hybrid Vehicle Control ECU
O
O
n1(E), o2(F), z7(I), z13(J), z14(K)
HV Supply Battery Assembly
O
O–B
Busbar Module
Busbar Module
Hybrid Vehicle Battery
Busbar Module
Busbar Module
VB8 VB9 VB10 VB11 VB12 VB13 VB14 VB15 VB16 GB0 VB1 VB2 VB3 VB4 VB5 VB6 VB7
W–G Y–B G–B P–B W–B Y G P W B BR L V B–W BR–W L–W P–G
18 7 17 6 16 5 15 4 14 22 11 21 10 20 9 19 8
VB8 VB9 VB10 VB11 VB12 VB13 VB14 VB15 VB16 GBO VB1 VB2 VB3 VB4 VB5 VB6 VB7
p1(G), z7(I), z13(J)
Battery Voltage Sensor

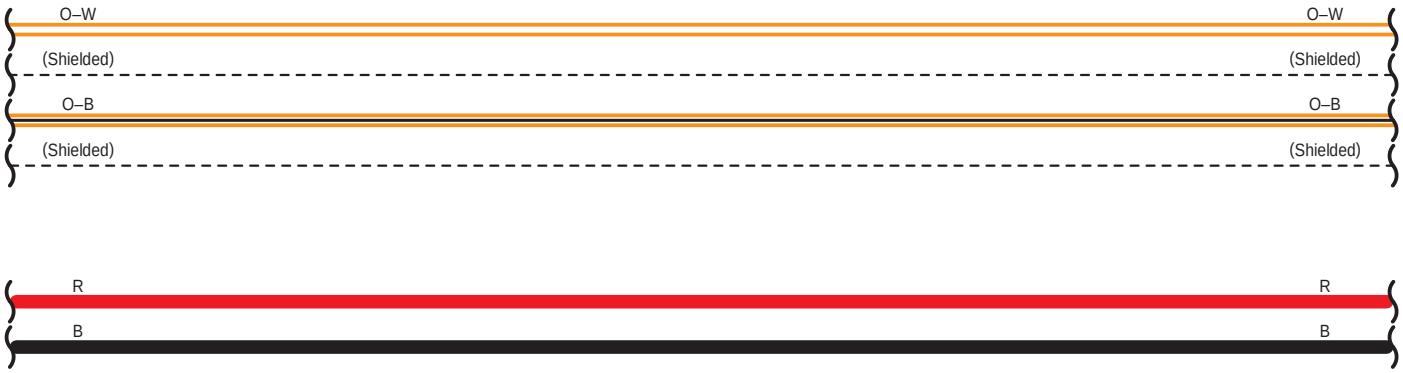
O–W
O–W
(Shielded)
(Shielded)
O–B
O–B
(Shielded)
(Shielded)
R
R
B
B

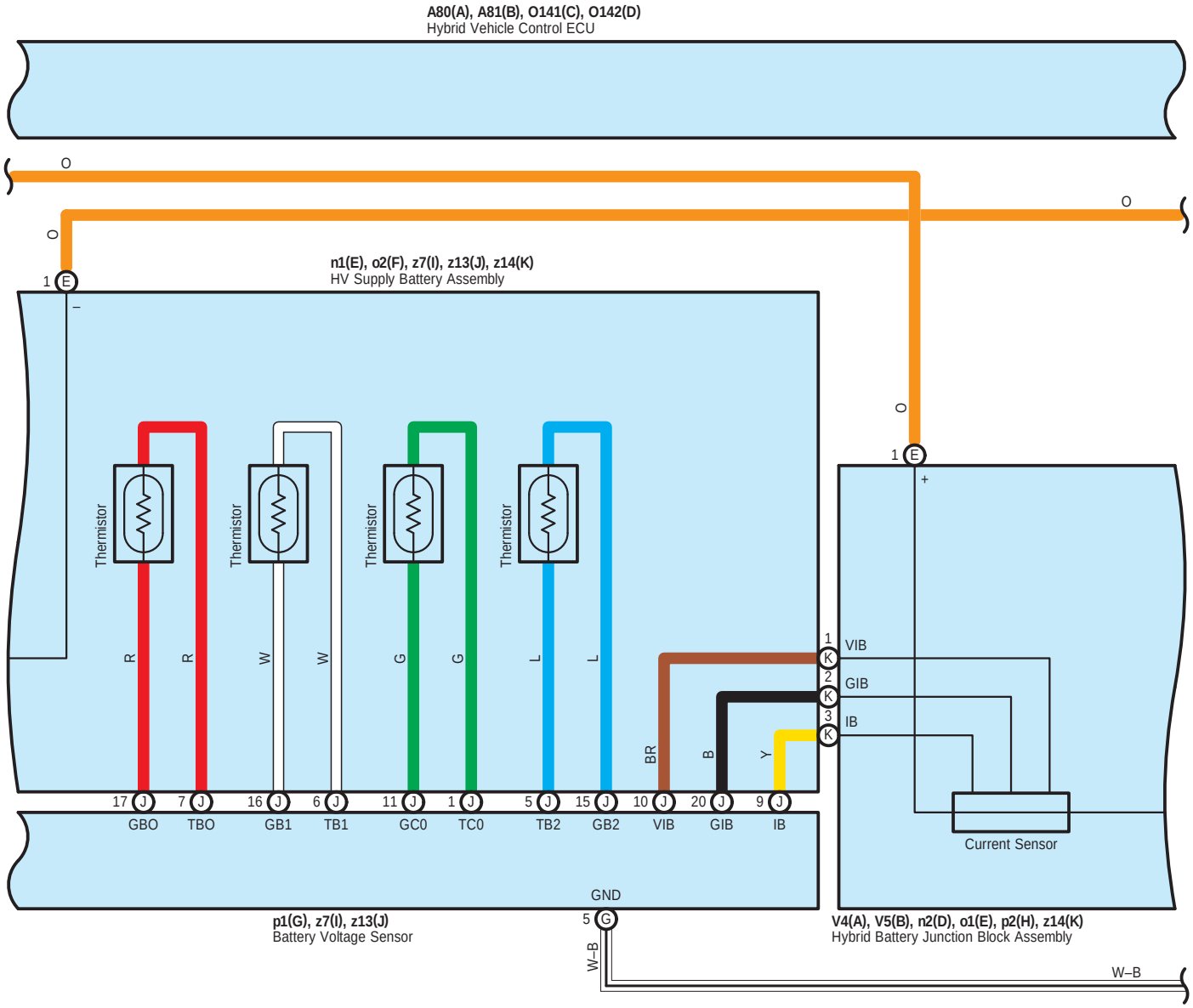
A80(A), A81(B), O141(C), O142(D)
Hybrid Vehicle Control ECU
O
O
O
O
1 E
n1(E), o2(F), z7(I), z13(J), z14(K)
HV Supply Battery Assembly
–
Thermistor
Thermistor
Thermistor
Thermistor
R
R
W
W
G
G
L
L
BR
B
Y
1 E
+
1 VIB
2 GIB
3 IB
17 J GBO
7 J TBO
16 J GB1
6 J TB1
11 J GC0
1 J TC0
5 J TB2
15 J GB2
10 J VIB
20 J GIB
9 J IB
Current Sensor
GND
5 G
W–B
p1(G), z7(I), z13(J)
Battery Voltage Sensor
V4(A), V5(B), n2(D), o1(E), p2(H), z14(K)
Hybrid Battery Junction Block Assembly
W–B

O–W
O–W
(Shielded)
(Shielded)
O–B
O–B
(Shielded)
(Shielded)

R
R
B
B

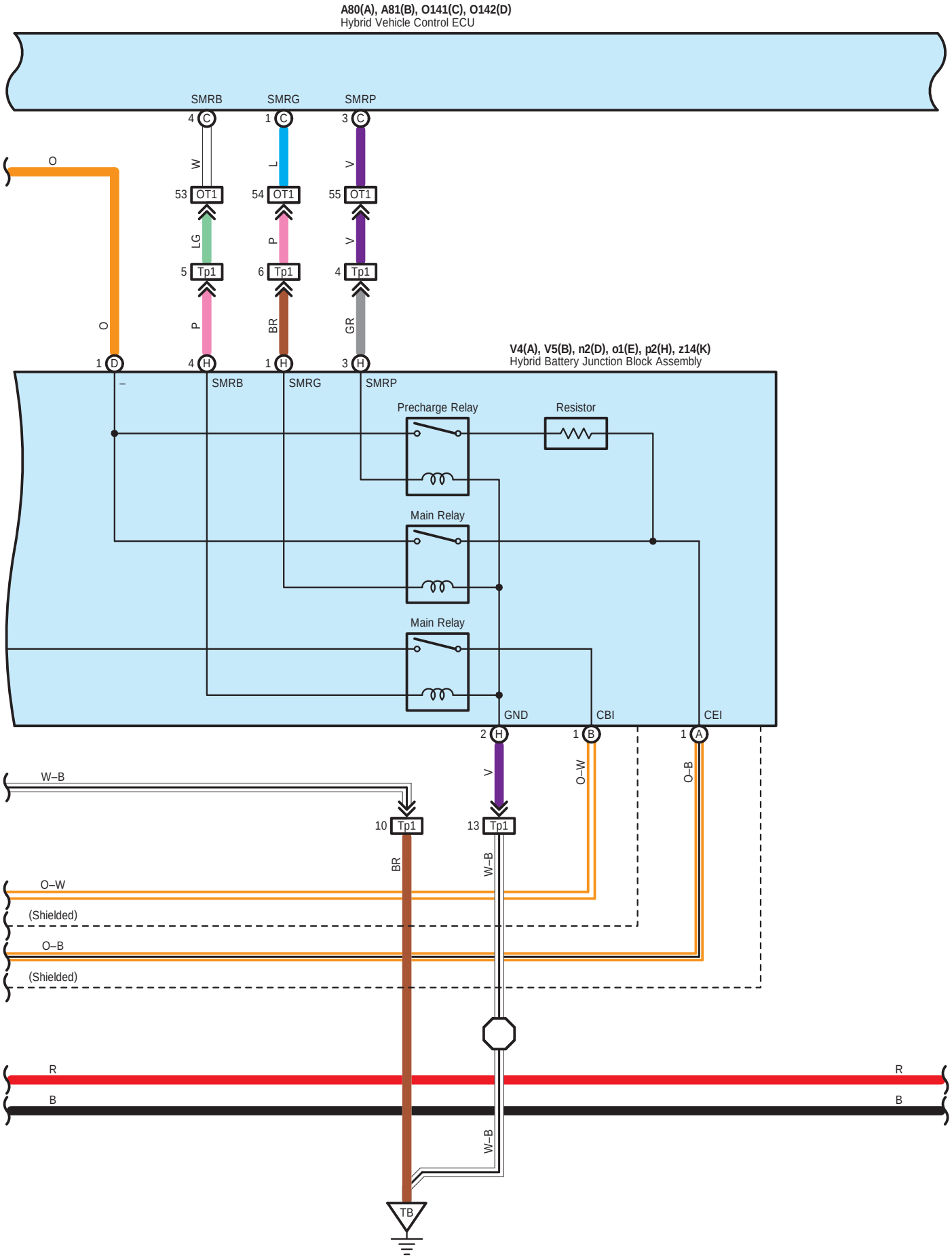
A80(A), A81(B), O141(C), O142(D)
Hybrid Vehicle Control ECU
SMRB
SMRG
SMRP
4 C
1 C
3 C
W
L
V
O
53 OT1
54 OT1
55 OT1
LG
P
V
5 Tp1
6 Tp1
4 Tp1
P
BR
GR
O
1 D
4 H
1 H
3 H
V4(A), V5(B), n2(D), o1(E), p2(H), z14(K)
Hybrid Battery Junction Block Assembly
–
SMRB
SMRG
SMRP
Precharge Relay
Resistor
Main Relay
Main Relay
GND
CBI
CEI
2 H
1 B
1 A
V
O–W
O–B
W–B
10 Tp1
13 Tp1
BR
W–B
O–W
(Shielded)
O–B
(Shielded)
R
R
B
B
W–B
TB

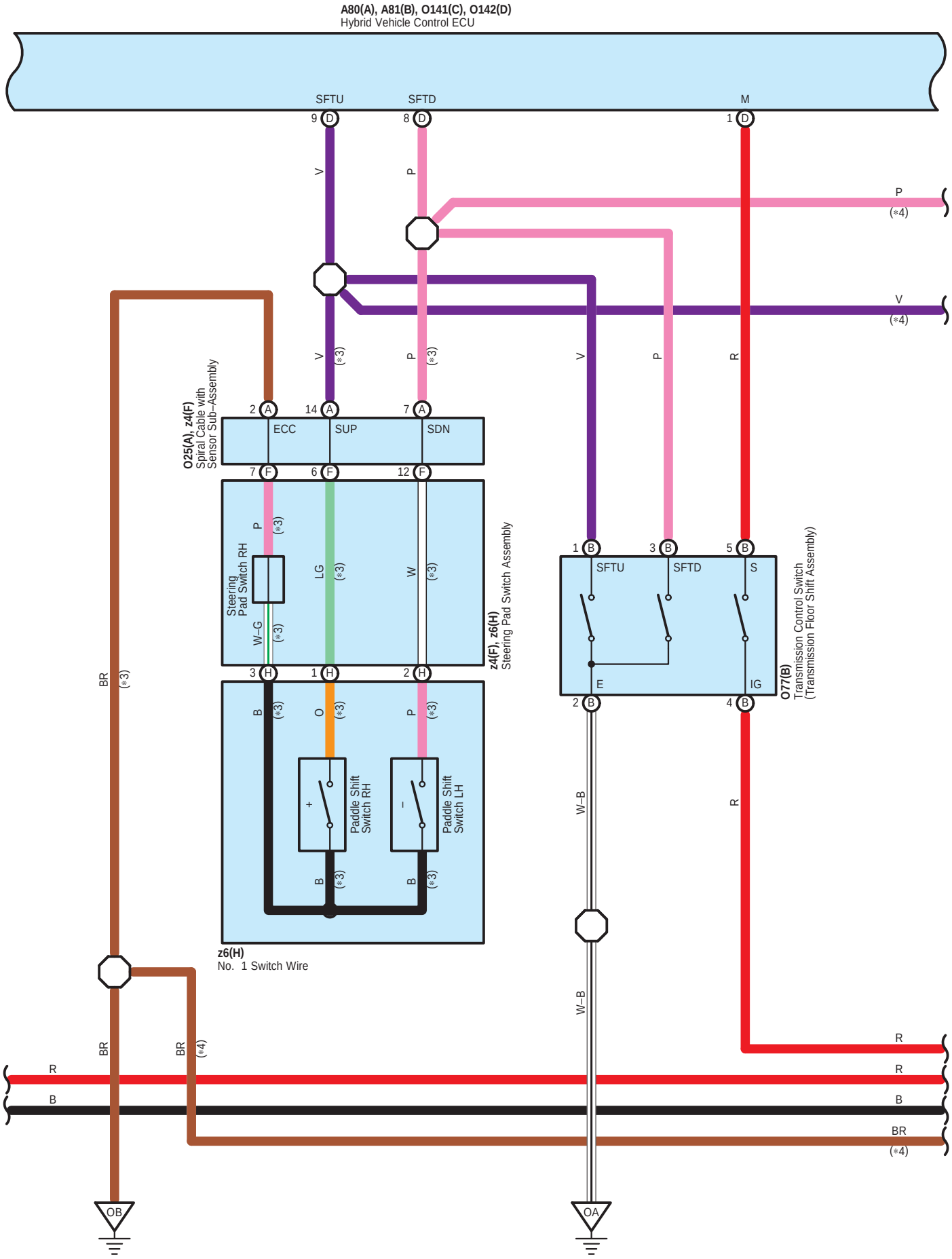
A80(A), A81(B), O141(C), O142(D)
Hybrid Vehicle Control ECU
SFTU
SFTD
M
9 D
8 D
1 D
V
P
P
(*4)
V
(*4)
V
(*3)
P
(*3)
V
P
R
O25(A), z4(F)
Spiral Cable with
Sensor Sub-Assembly
2 A
14 A
7 A
ECC
SUP
SDN
7 F
6 F
12 F
Steering
Pad Switch RH
P
(*3)
LG
(*3)
W
(*3)
W-G
(*3)
z4(F), z6(H)
Steering Pad Switch Assembly
1 B
3 B
5 B
SFTU
SFTD
S
E
IG
2 B
4 B
O77(B)
Transmission Control Switch
(Transmission Floor Shift Assembly)
BR
(*3)
3 H
1 H
2 H
B
(*3)
O
(*3)
P
(*3)
+
Paddle Shift
Switch RH
–
Paddle Shift
Switch LH
B
(*3)
B
(*3)
z6(H)
No. 1 Switch Wire
W-B
W-B
R
R
BR
BR
(*4)
R
R
B
B
BR
(*4)
OB
OA

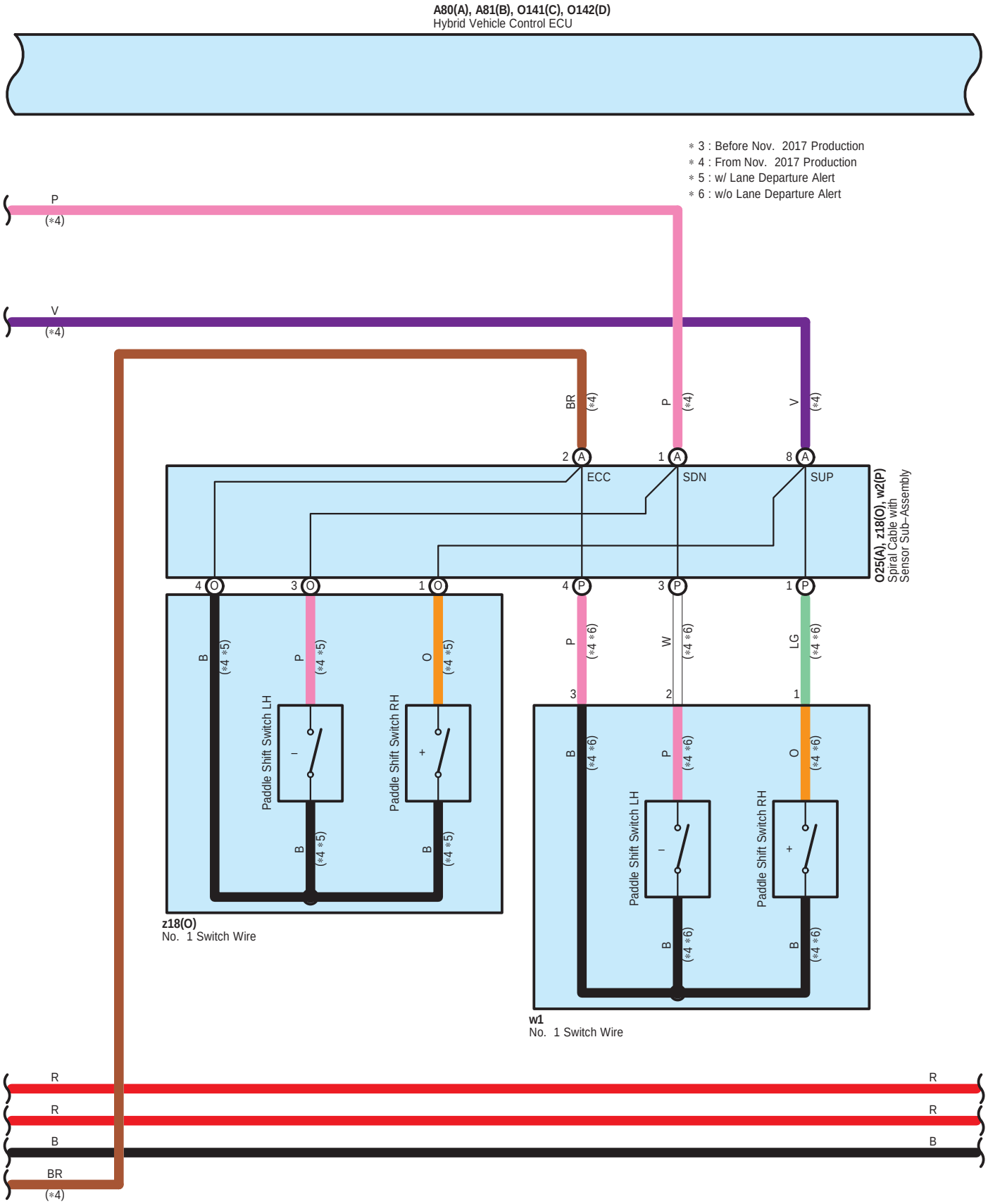
A80(A), A81(B), O141(C), O142(D)
Hybrid Vehicle Control ECU
∗ 3 : Before Nov. 2017 Production
∗ 4 : From Nov. 2017 Production
∗ 5 : w/ Lane Departure Alert
∗ 6 : w/o Lane Departure Alert
P
(∗4)
V
(∗4)
BR
(∗4)
P
(∗4)
V
(∗4)
2 A
1 A
8 A
ECC
SDN
SUP
O25(A), z18(O), w2(P)
Spiral Cable with
Sensor Sub-Assembly
4 O
3 O
1 O
4 P
3 P
1 P
B
(∗4 ∗5)
P
(∗4 ∗5)
O
(∗4 ∗5)
P
(∗4 ∗6)
W
(∗4 ∗6)
LG
(∗4 ∗6)
Paddle Shift Switch LH
Paddle Shift Switch RH
B
(∗4 ∗5)
B
(∗4 ∗5)
3
2
1
B
(∗4 ∗6)
P
(∗4 ∗6)
O
(∗4 ∗6)
Paddle Shift Switch LH
Paddle Shift Switch RH
B
(∗4 ∗6)
B
(∗4 ∗6)
z18(O)
No. 1 Switch Wire
w1
No. 1 Switch Wire
R
R
B
BR
(∗4)
R
R
B

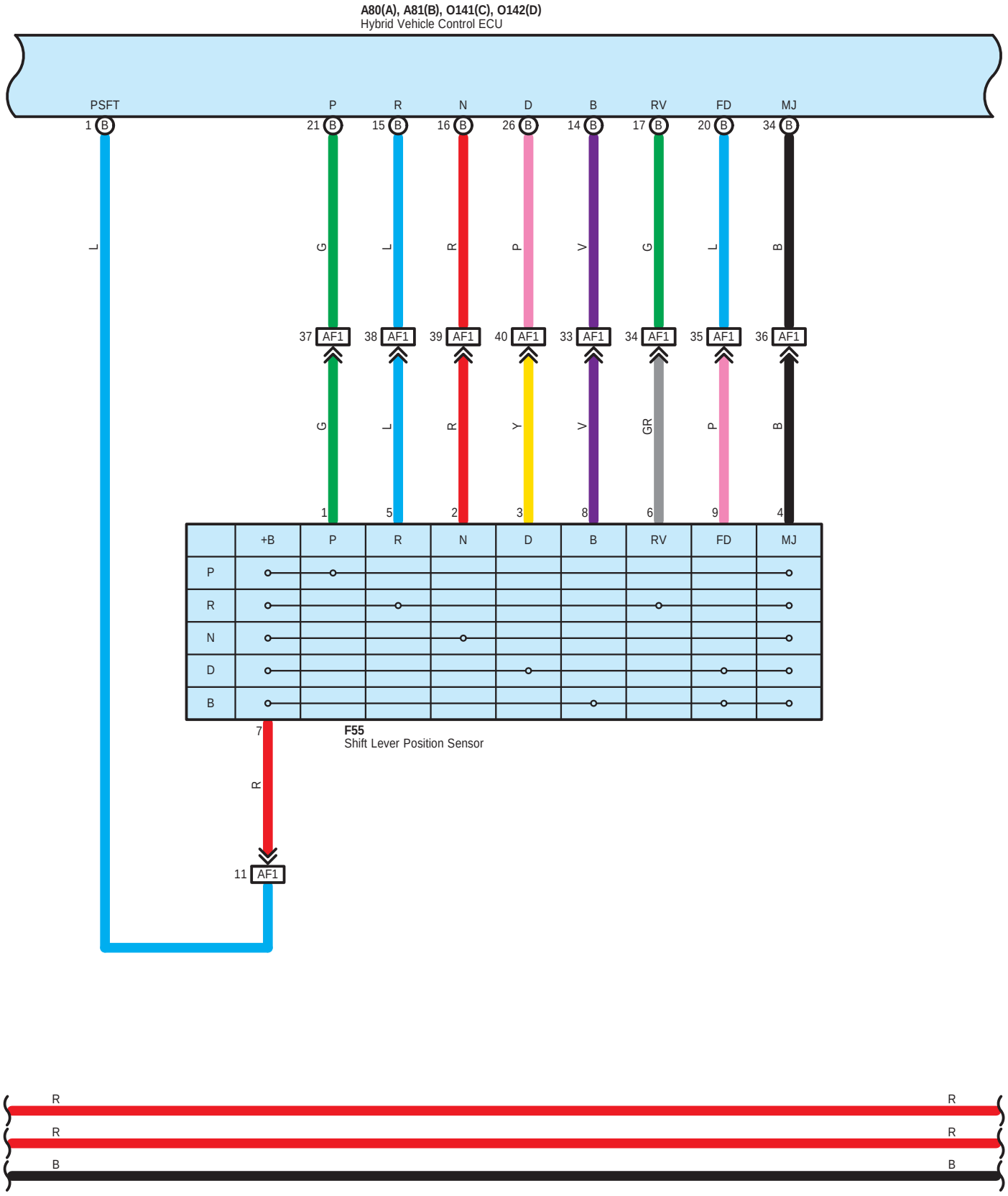
A80(A), A81(B), O141(C), O142(D)
Hybrid Vehicle Control ECU
PSFT
P
R
N
D
B
RV
FD
MJ
1 B
21 B
15 B
16 B
26 B
14 B
17 B
20 B
34 B
L
G
L
R
P
V
G
L
B
37 AF1
38 AF1
39 AF1
40 AF1
33 AF1
34 AF1
35 AF1
36 AF1
G
L
R
Y
V
GR
P
B
1
5
2
3
8
6
9
4
+B
P
R
N
D
B
RV
FD
MJ
P
R
N
D
B
7
R
11 AF1
F55
Shift Lever Position Sensor
R
R
B
R
R
B

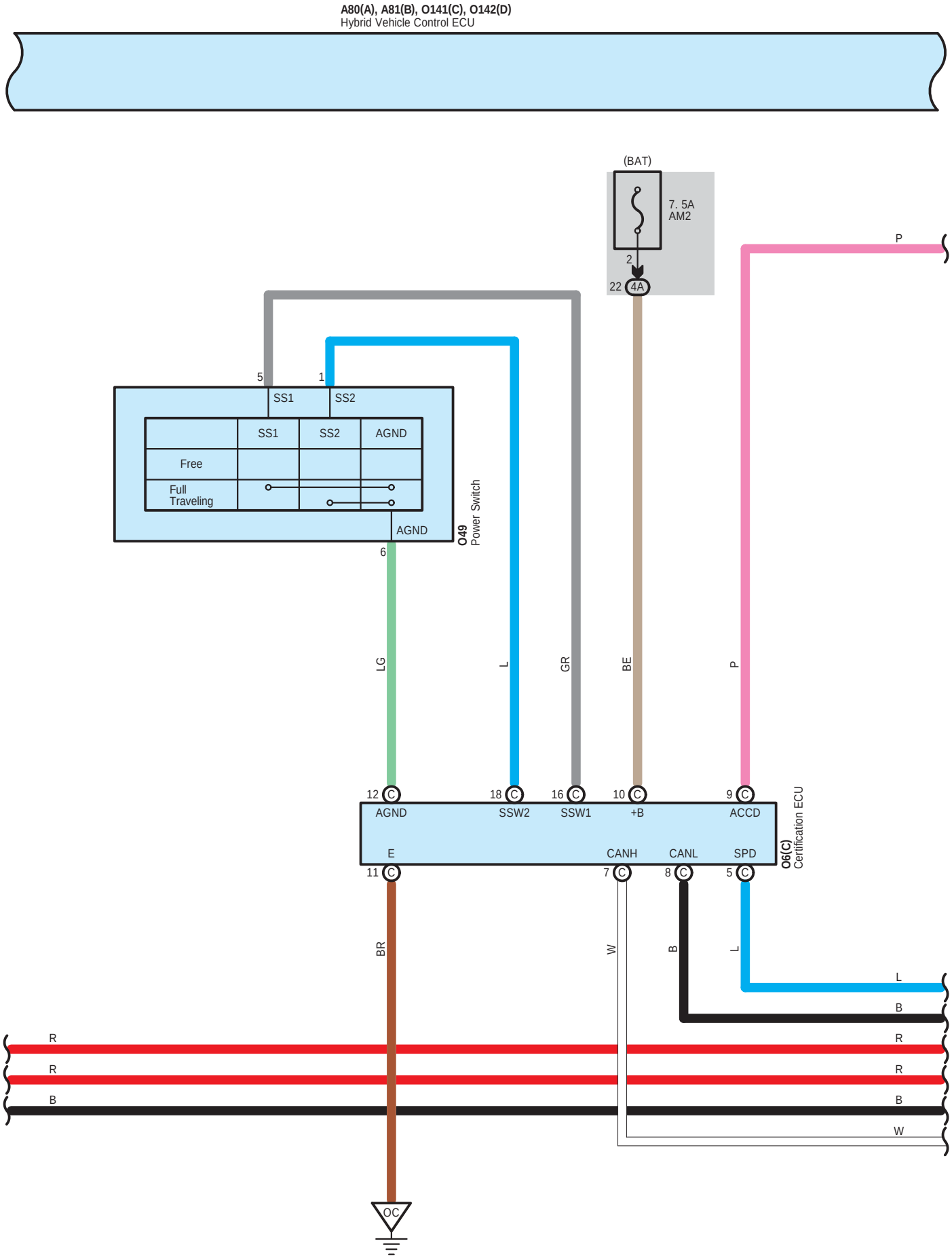
A80(A), A81(B), O141(C), O142(D)
Hybrid Vehicle Control ECU
(BAT)
7. 5A
AM2
2
22 4A
P
5
1
SS1
SS2
SS1
SS2
AGND
Free
Full
Traveling
AGND
O49
Power Switch
6
LG
L
GR
BE
P
12 C
AGND
18 C
SSW2
16 C
SSW1
10 C
+B
9 C
ACCD
O6(C)
Certification ECU
E
CANH
CANL
SPD
11 C
7 C
8 C
5 C
BR
W
B
L
L
B
R
R
R
R
B
B
W
OC

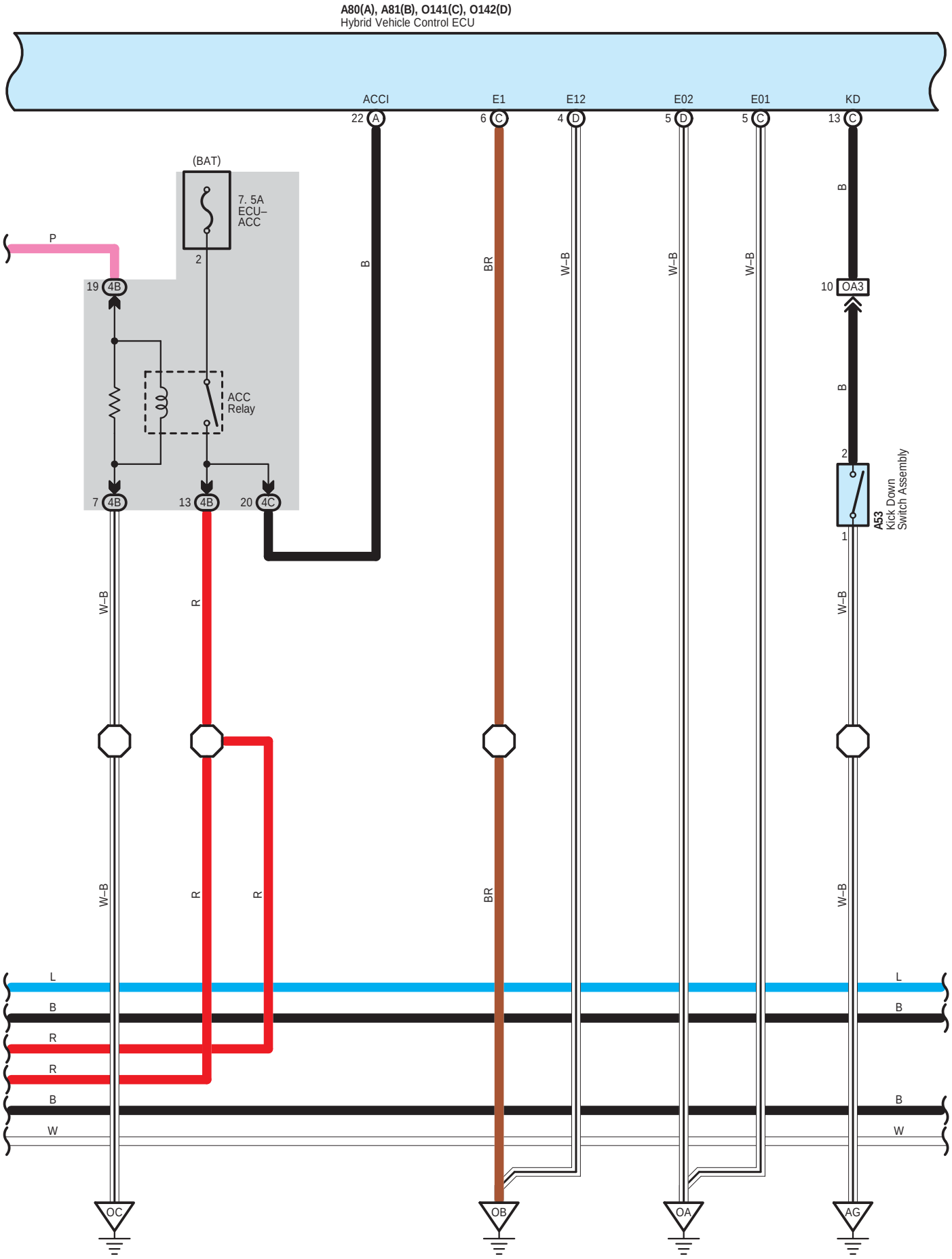
A80(A), A81(B), O141(C), O142(D)
Hybrid Vehicle Control ECU
ACCI
E1
E12
E02
E01
KD
22 A
6 C
4 D
5 D
5 C
13 C
(BAT)
7. 5A
ECU–
ACC
2
P
19 4B
ACC
Relay
7 4B
13 4B
20 4C
B
BR
W–B
R
10 OA3
2
1
A53
Kick Down
Switch Assembly
L
W
OC
OB
OA
AG

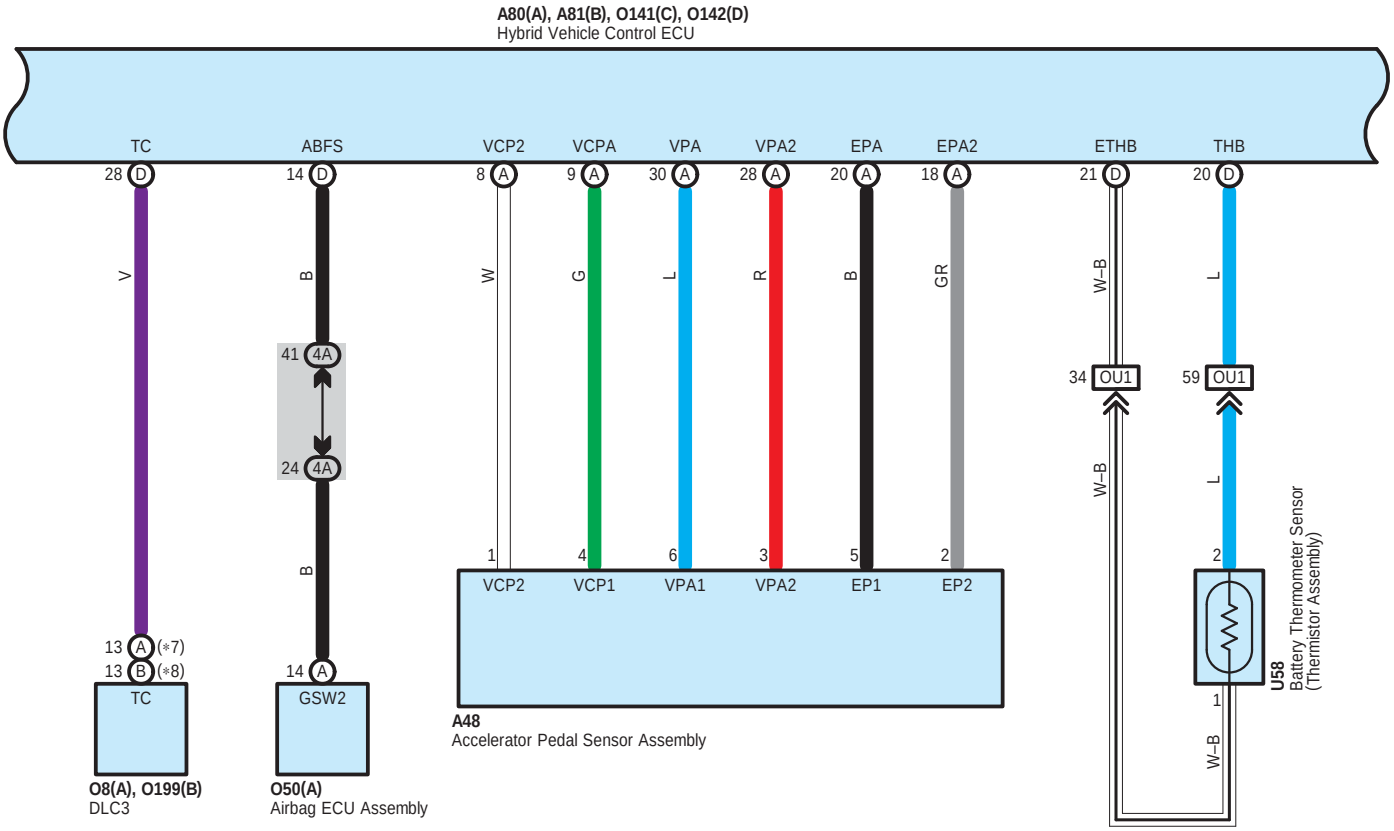

* 7 : Before Oct. 2018 Production
* 8 : From Oct. 2018 Production



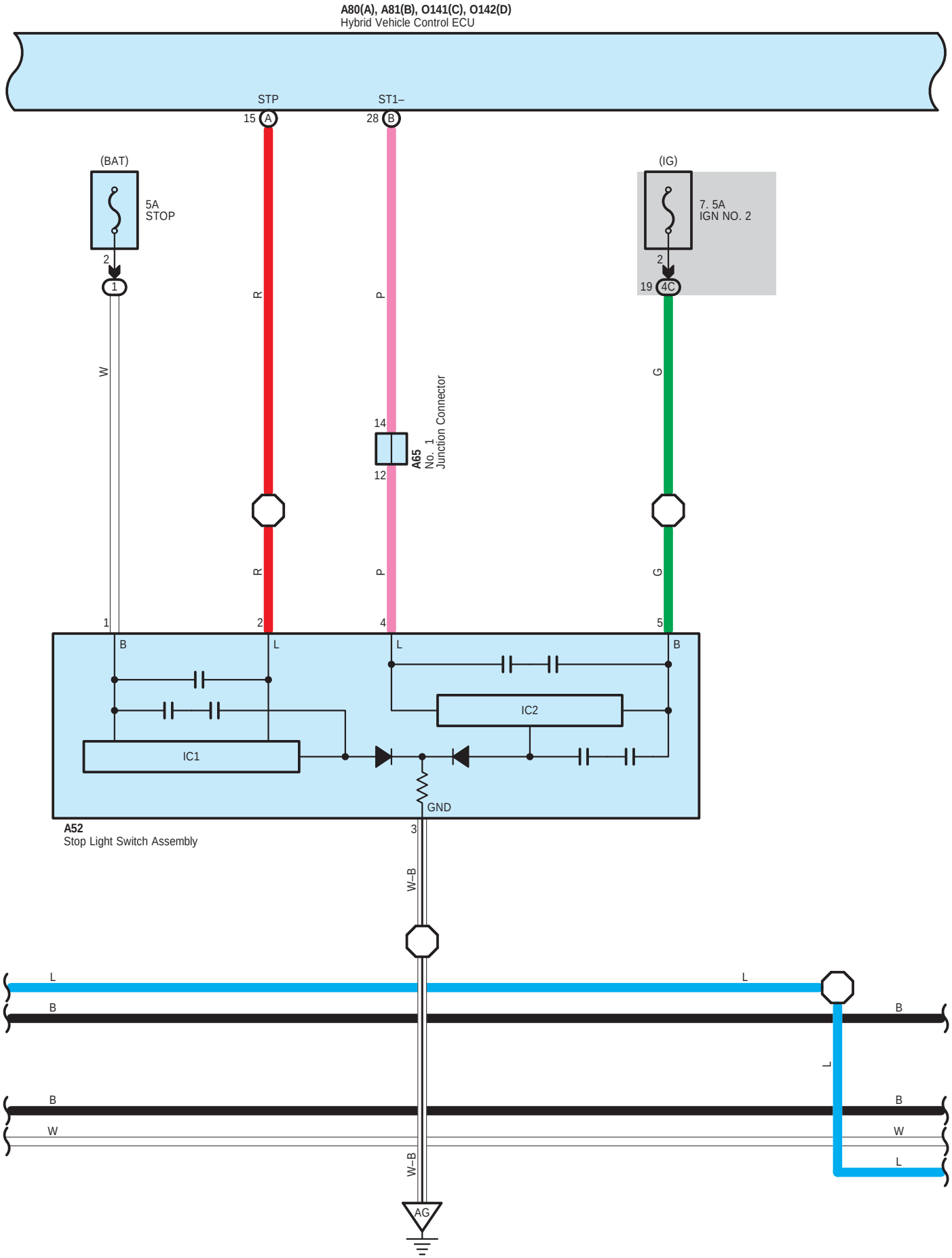
A80(A), A81(B), O141(C), O142(D)
Hybrid Vehicle Control ECU
STP
ST1–
15 A
28 B
(BAT)
5A
STOP
2
1
W
R
P
(IG)
7. 5A
IGN NO. 2
2
19 4C
G
14
12
A65
No. 1
Junction Connector
R
P
G
1
2
4
5
B
L
L
B
IC2
IC1
GND
A52
Stop Light Switch Assembly
3
W–B
L
B
L
B
B
W
W
L
W–B
AG

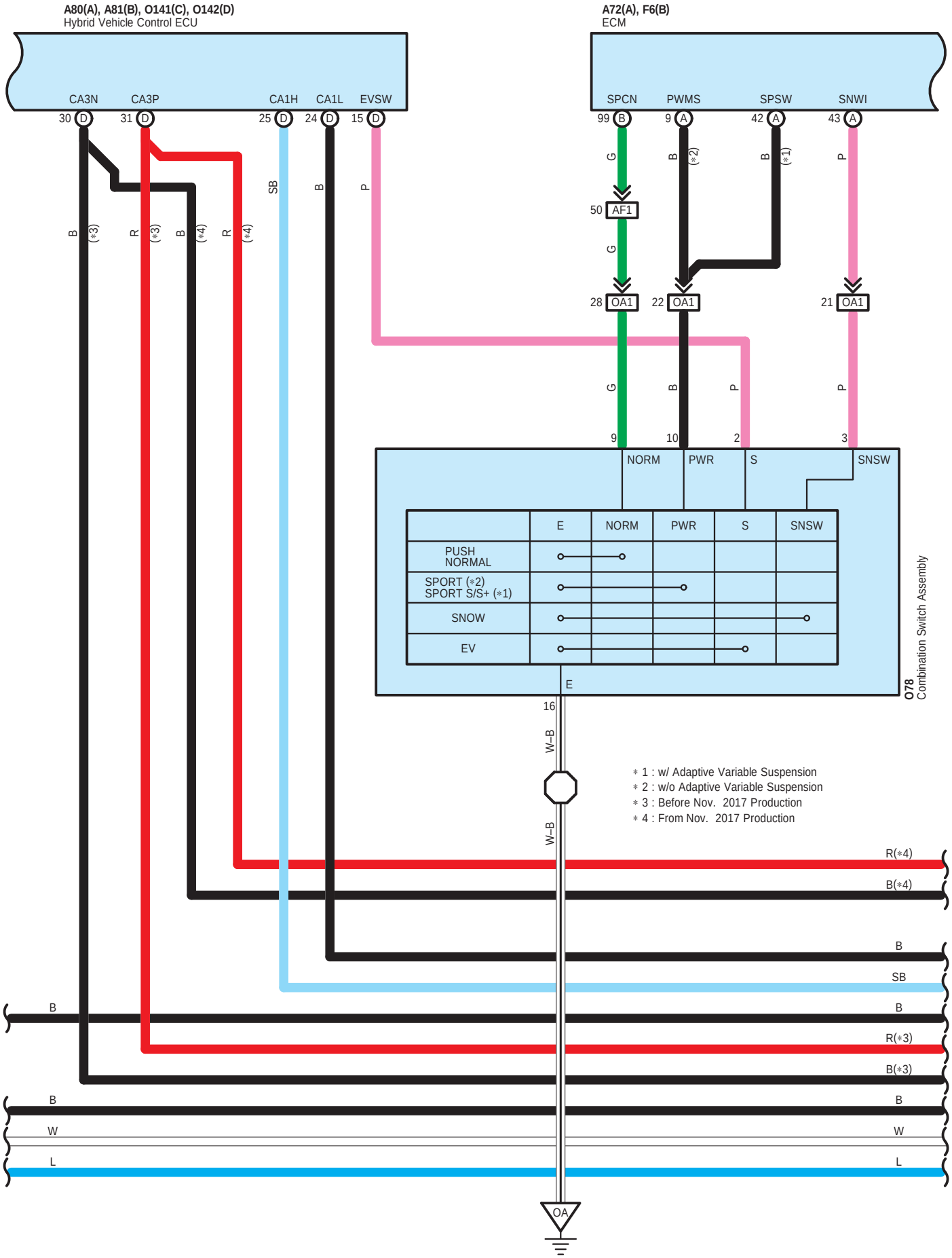
A80(A), A81(B), O141(C), O142(D)
Hybrid Vehicle Control ECU
CA3N
CA3P
CA1H
CA1L
EVSW
30 D
31 D
25 D
24 D
15 D
A72(A), F6(B)
ECM
SPCN
PWMS
SPSW
SNWI
99 B
9 A
42 A
43 A
50 AF1
28 OA1
22 OA1
21 OA1
9
10
2
3
NORM
PWR
S
SNSW
E
PUSH NORMAL
SPORT (*2)
SPORT S/S+ (*1)
SNOW
EV
O78
Combination Switch Assembly
16
W–B
* 1 : w/ Adaptive Variable Suspension
* 2 : w/o Adaptive Variable Suspension
* 3 : Before Nov. 2017 Production
* 4 : From Nov. 2017 Production
R(*4)
B(*4)
B
SB
R(*3)
B(*3)
W
L
OA

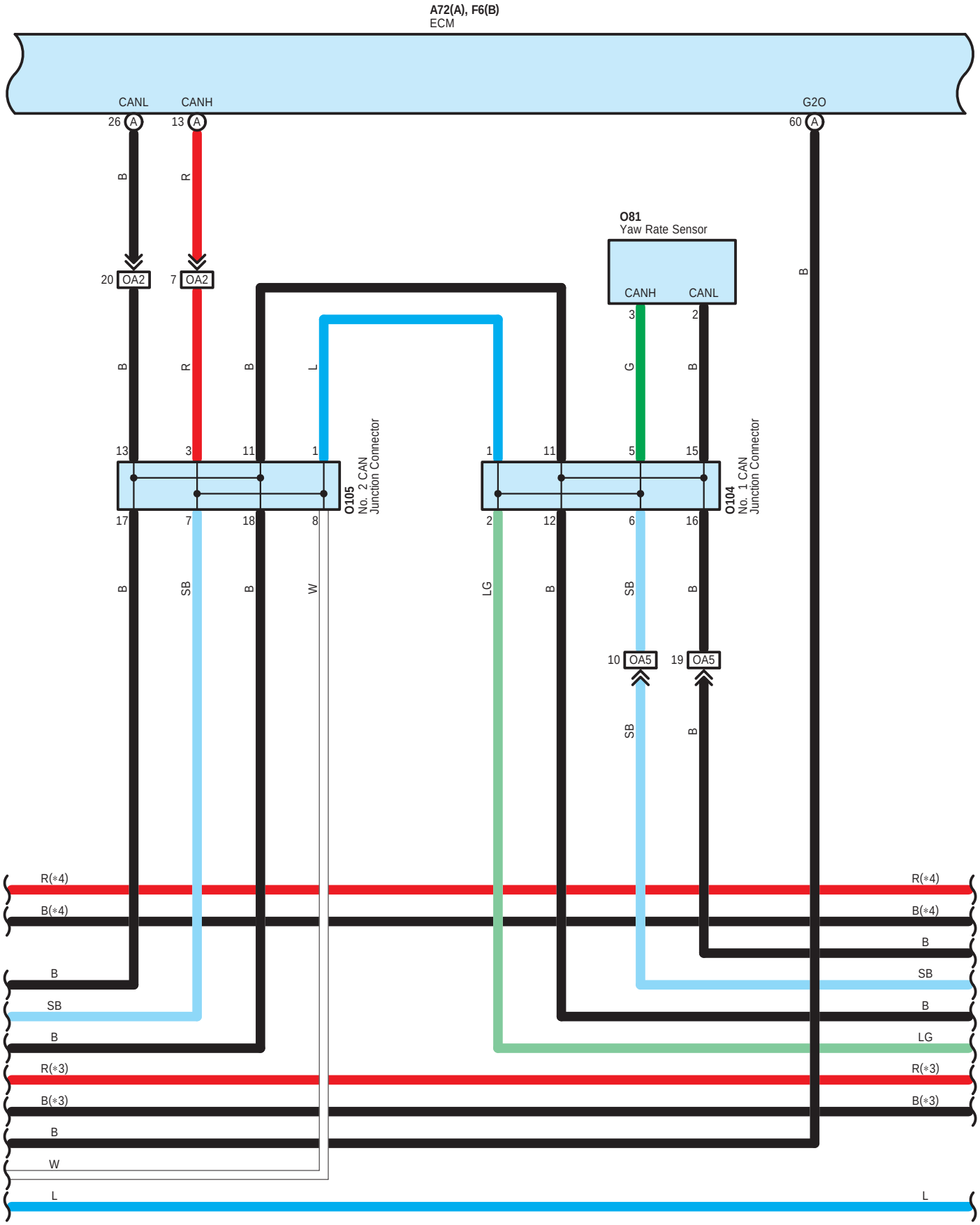
A72(A), F6(B)
ECM
CANL
CANH
G2O
26 A
13 A
60 A
B
R
B
20 OA2
7 OA2
O81
Yaw Rate Sensor
CANH
CANL
3
2
G
B
B
R
B
L
13
3
11
1
1
11
5
15
O105
No. 2 CAN
Junction Connector
O104
No. 1 CAN
Junction Connector
17
7
18
8
2
12
6
16
B
SB
B
W
LG
B
SB
B
10 OA5
19 OA5
SB
B
R(*4)
B(*4)
B
SB
B
LG
R(*3)
B(*3)
B
W
L
R(*4)
B(*4)
B
SB
B
LG
R(*3)
B(*3)
L

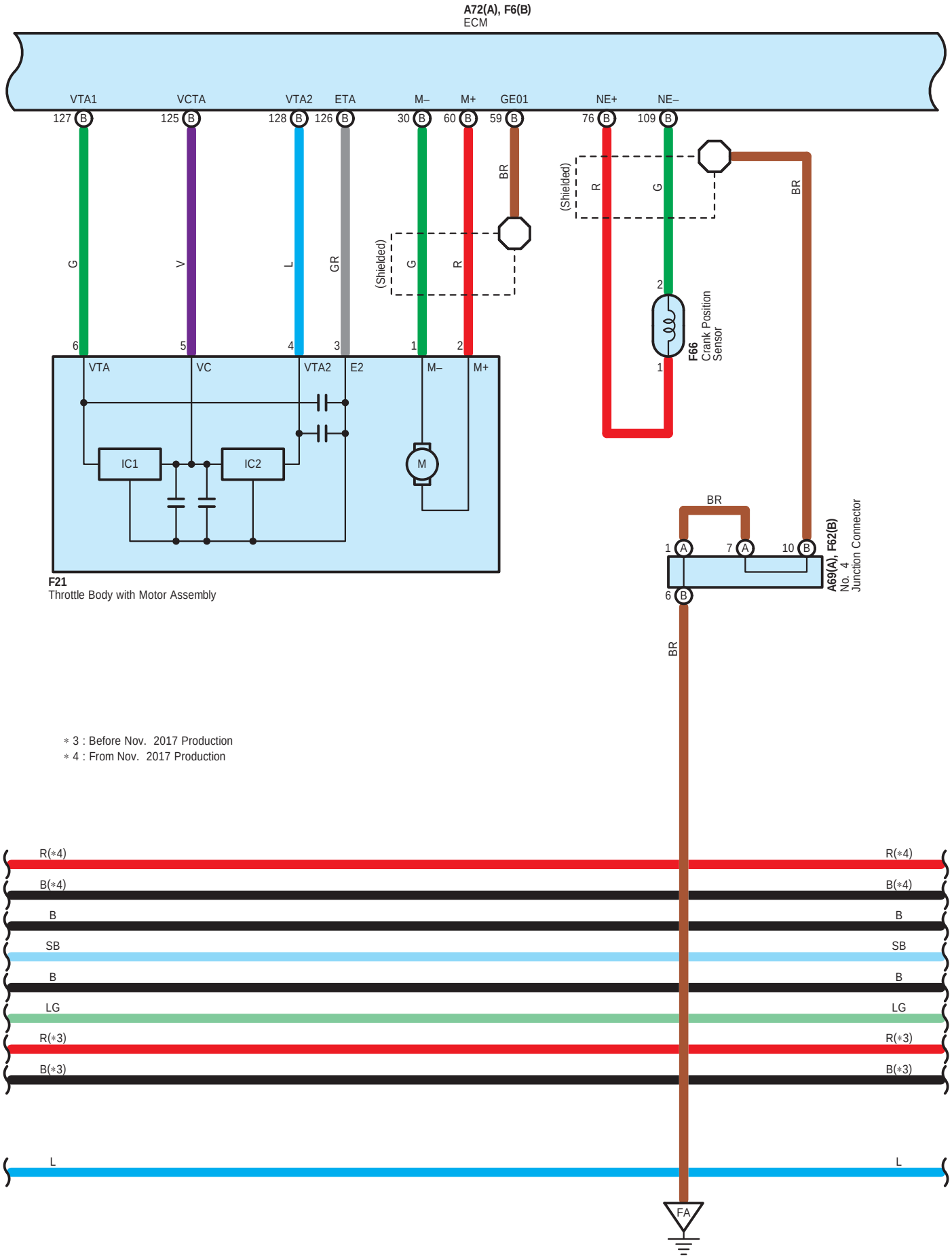
A72(A), F6(B)
ECM
VTA1
VCTA
VTA2
ETA
M–
M+
GE01
NE+
NE–
127 B
125 B
128 B
126 B
30 B
60 B
59 B
76 B
109 B
G
V
L
GR
(Shielded)
G
R
BR
(Shielded)
R
G
BR
2
1
F66
Crank Position Sensor
6
5
4
3
1
2
VTA
VC
VTA2
E2
M–
M+
IC1
IC2
M
F21
Throttle Body with Motor Assembly
BR
1 A
7 A
10 B
6 B
A69(A), F62(B)
No. 4
Junction Connector
BR
∗3 : Before Nov. 2017 Production
∗4 : From Nov. 2017 Production
R(∗4)
B(∗4)
B
SB
B
LG
R(∗3)
B(∗3)
L
FA

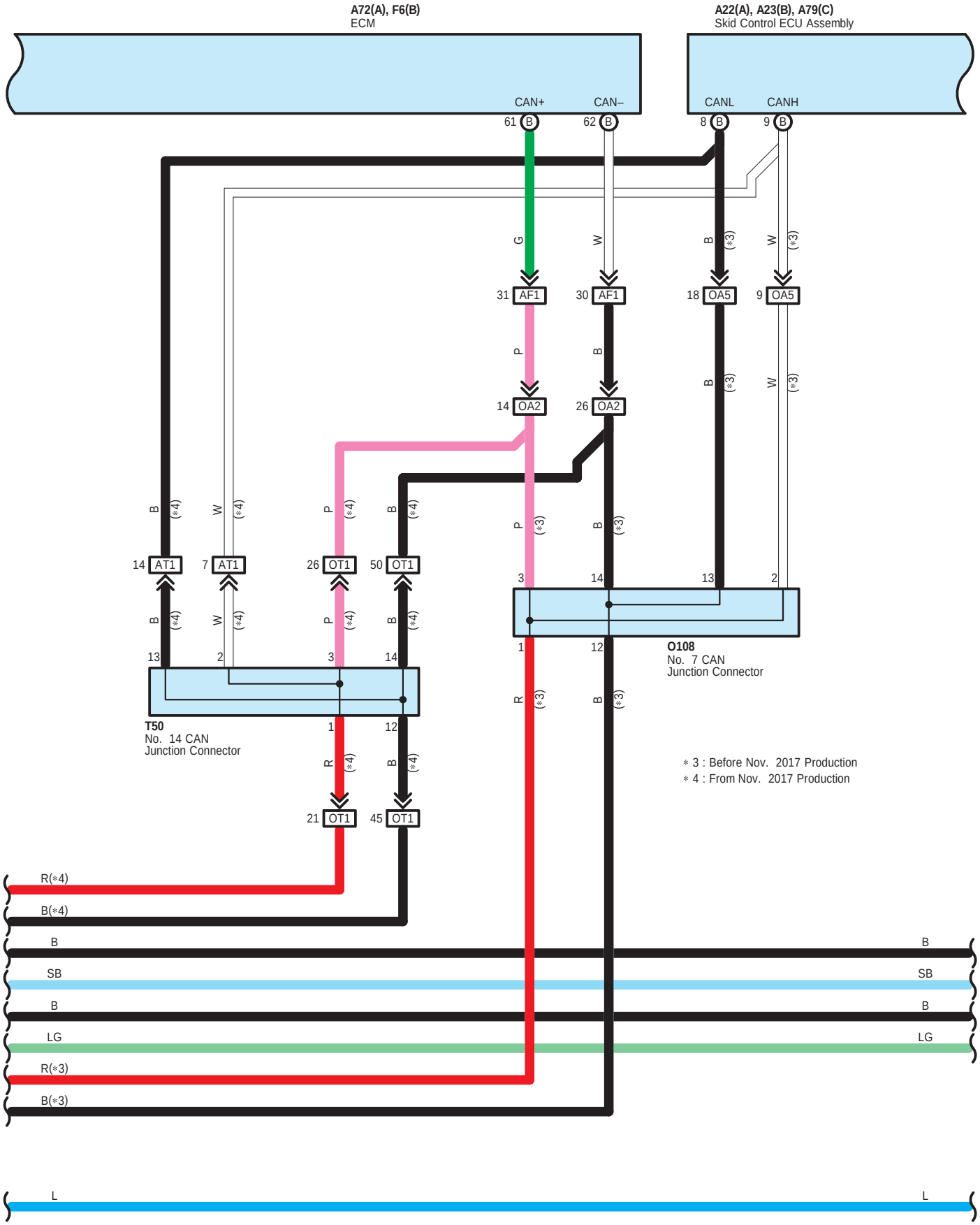
A72(A), F6(B)
ECM
A22(A), A23(B), A79(C)
Skid Control ECU Assembly
CAN+
CAN–
CANL
CANH
61 B
62 B
8 B
9 B
G
W
B (*3)
W (*3)
31 AF1
30 AF1
18 OA5
9 OA5
P
B
B (*3)
W (*3)
14 OA2
26 OA2
B (*4)
W (*4)
P (*4)
B (*4)
P (*3)
B (*3)
14 AT1
7 AT1
26 OT1
50 OT1
3
14
13
2
B (*4)
W (*4)
P (*4)
B (*4)
13
2
3
14
1
12
O108
No. 7 CAN
Junction Connector
R (*3)
B (*3)
T50
No. 14 CAN
Junction Connector
1
12
R (*4)
B (*4)
21 OT1
45 OT1
* 3 : Before Nov. 2017 Production
* 4 : From Nov. 2017 Production
R(*4)
B(*4)
B
B
SB
SB
B
B
LG
LG
R(*3)
B(*3)
L
L

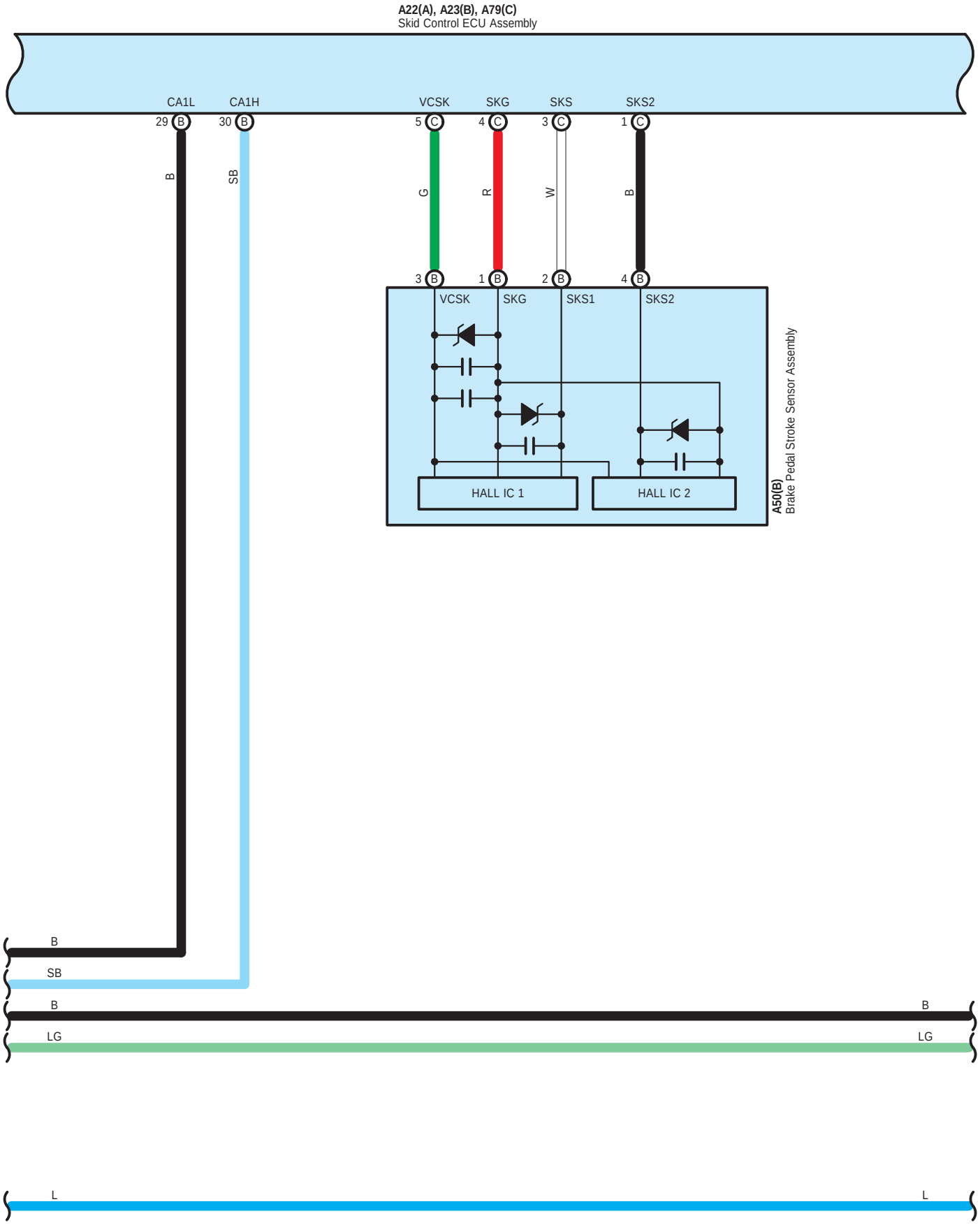
A22(A), A23(B), A79(C)
Skid Control ECU Assembly
CA1L
CA1H
VCSK
SKG
SKS
SKS2
29 B
30 B
5 C
4 C
3 C
1 C
B
SB
G
R
W
B
3 B
1 B
2 B
4 B
VCSK
SKG
SKS1
SKS2
HALL IC 1
HALL IC 2
A50(B)
Brake Pedal Stroke Sensor Assembly
B
SB
B
B
LG
LG
L
L

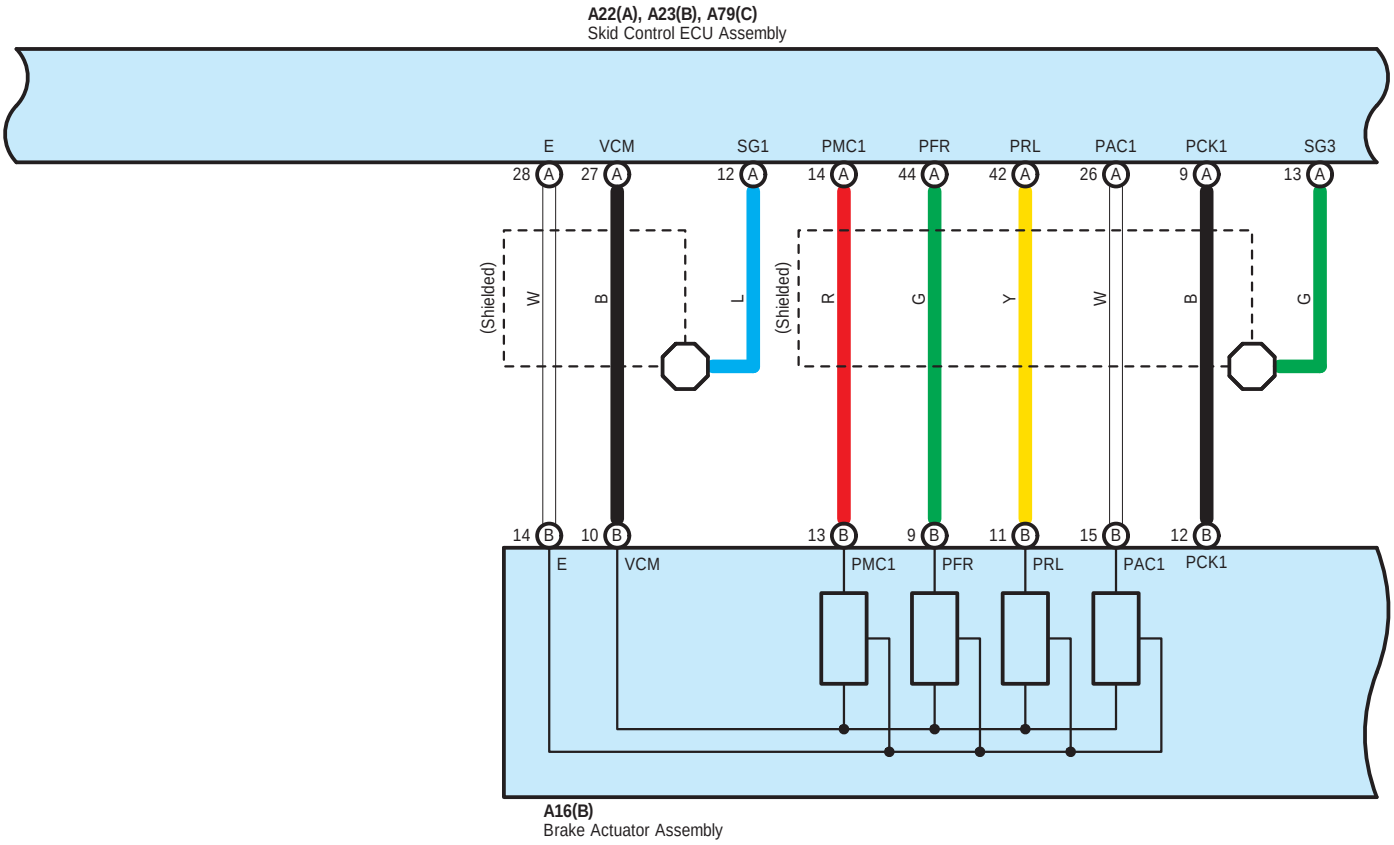
A22(A), A23(B), A79(C)
Skid Control ECU Assembly
E
VCM
SG1
PMC1
PFR
PRL
PAC1
PCK1
SG3
28 A
27 A
12 A
14 A
44 A
42 A
26 A
9 A
13 A
(Shielded)
W
B
L
(Shielded)
R
G
Y
W
B
G
14 B
10 B
13 B
9 B
11 B
15 B
12 B
E
VCM
PMC1
PFR
PRL
PAC1
PCK1
A16(B)
Brake Actuator Assembly

B
B
LG
LG

L
L

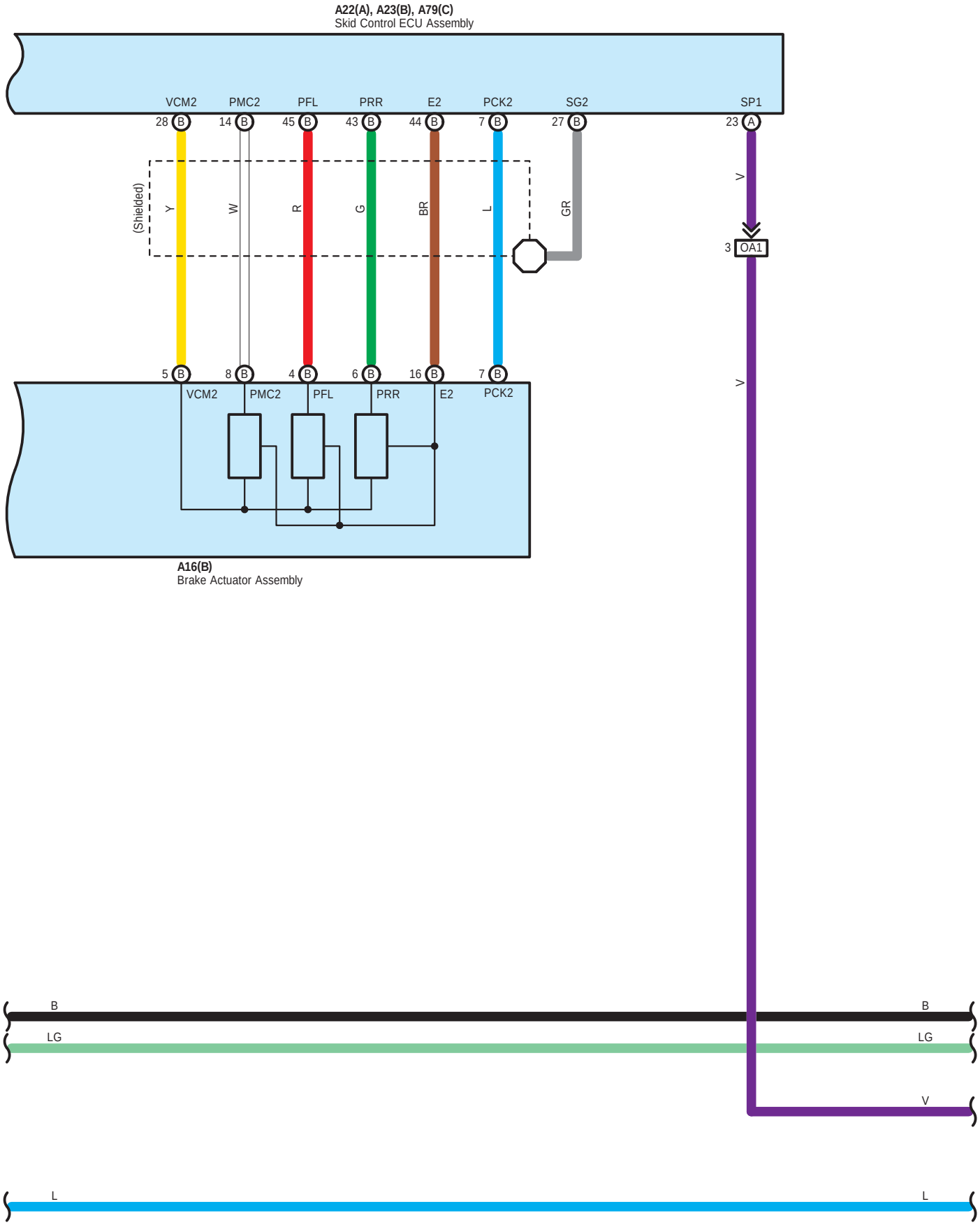
A22(A), A23(B), A79(C)
Skid Control ECU Assembly
VCM2
PMC2
PFL
PRR
E2
PCK2
SG2
SP1
28 B
14 B
45 B
43 B
44 B
7 B
27 B
23 A
(Shielded)
Y
W
R
G
BR
L
GR
V
3 OA1
V
5 B
8 B
4 B
6 B
16 B
7 B
VCM2
PMC2
PFL
PRR
E2
PCK2
A16(B)
Brake Actuator Assembly
B
B
LG
LG
V
L
L

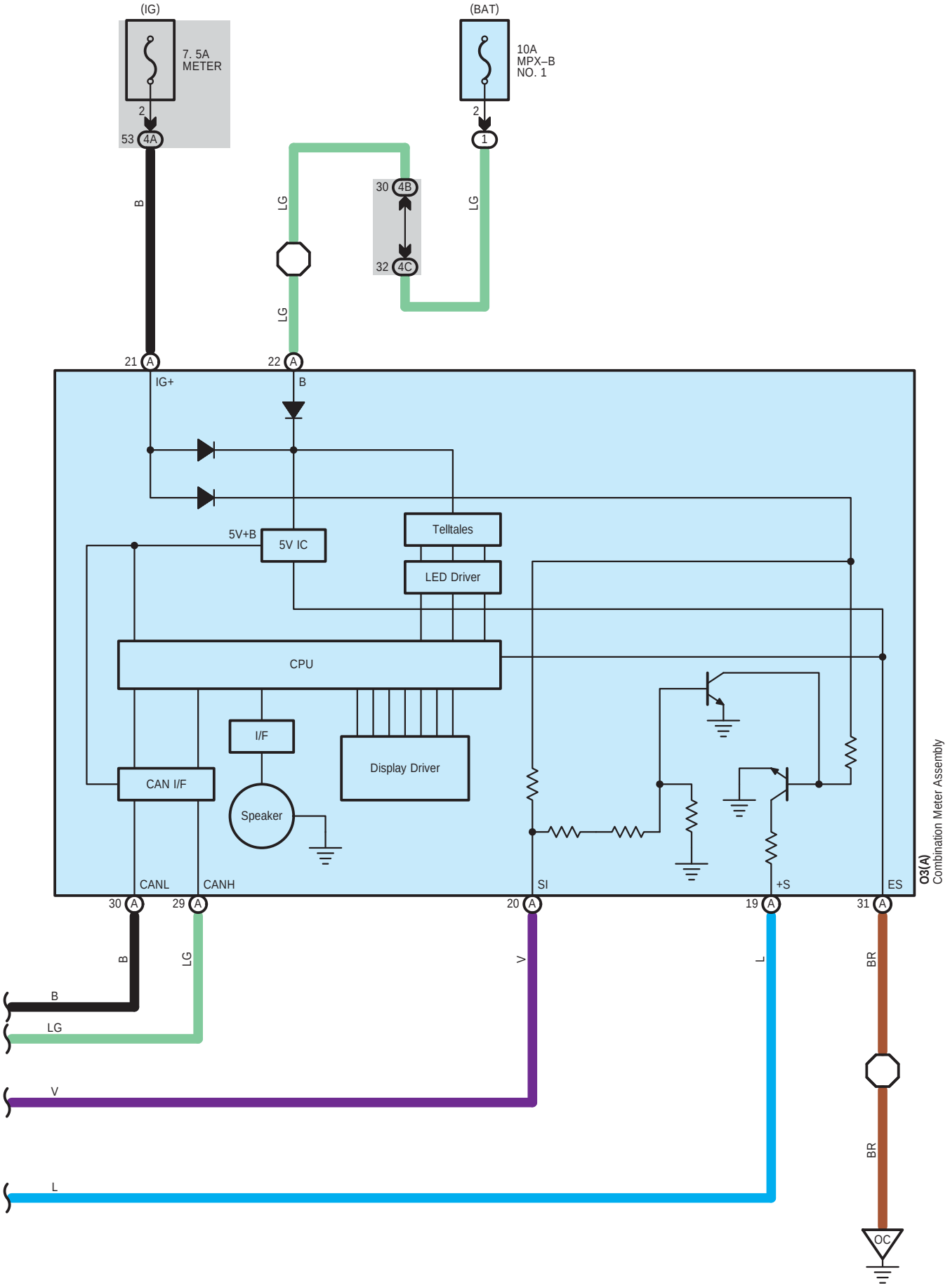
(IG)
7. 5A
METER
2
53 4A
B
(BAT)
10A
MPX–B
NO. 1
2
1
LG
30 4B
32 4C
LG
LG
21 A
22 A
IG+
B
5V+B
5V IC
Telltales
LED Driver
CPU
I/F
Display Driver
CAN I/F
Speaker
CANL
CANH
SI
+S
ES
O3(A)
Combination Meter Assembly
30 A
29 A
20 A
19 A
31 A
B
LG
V
L
BR
B
LG
V
L
BR
OC

A12
Black

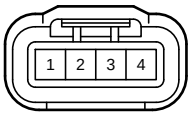

90980-11885

A16
Black

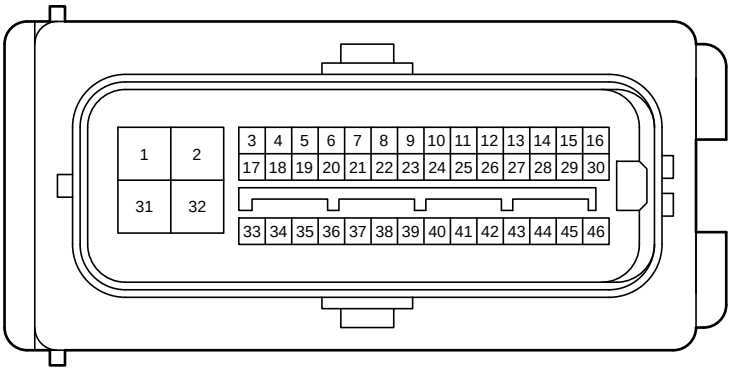

90980-12297

A22
Black

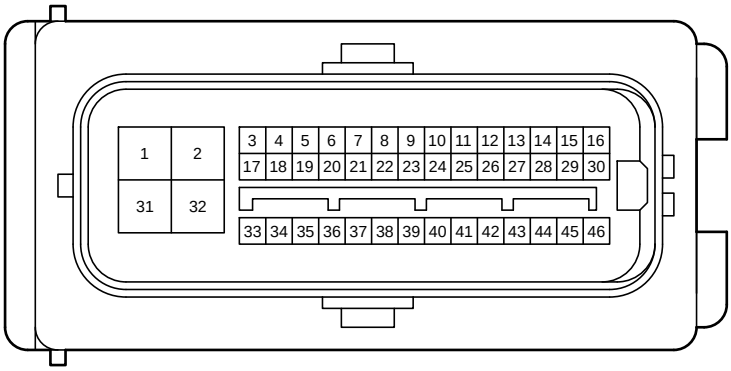

90980-12297

A23
Gray

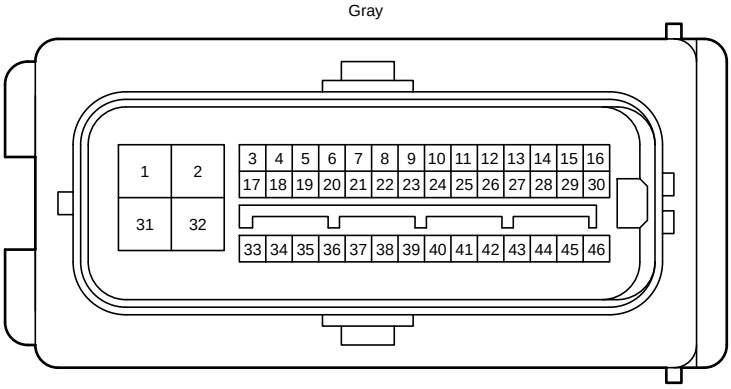

90980-12426

A26
Black

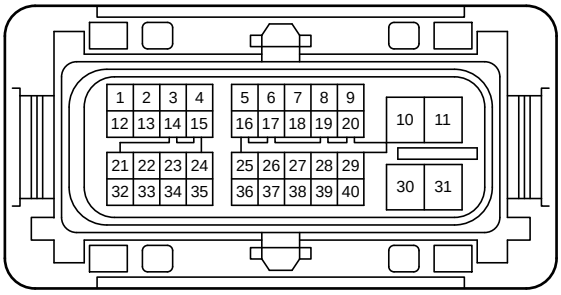

90980-12992

A27
Black

90980-12519

A48
Black



90980-12831

A50
Black

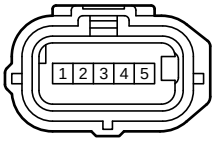

90980-12292

A52
White

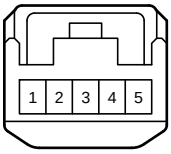

90980-12366

A53
Black

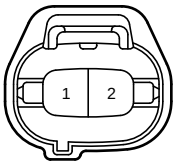

90980-11156

A65
White

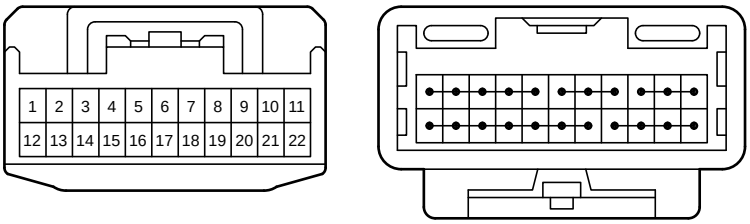

90980-12372

A66
White

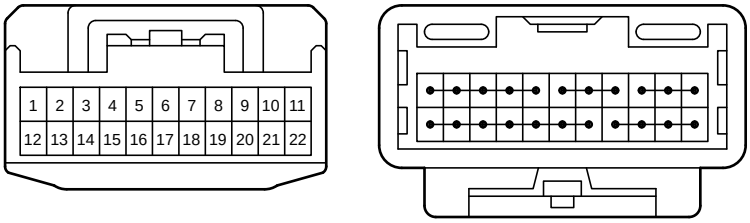

90980-12372

A69
Gray

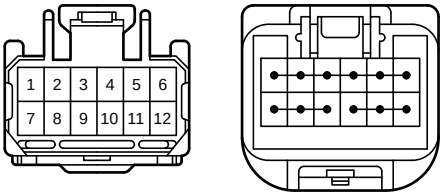

90980-11661

A72
Black

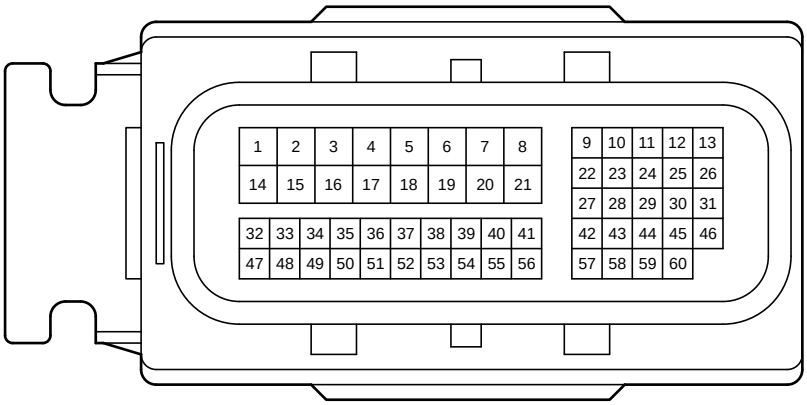

90980-12931

A74
White

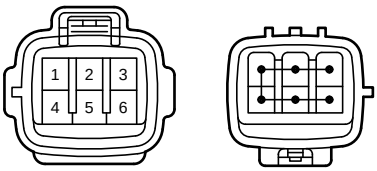

90980-11194

A79
Black

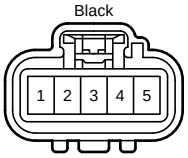

90980-11904

A80
Gray

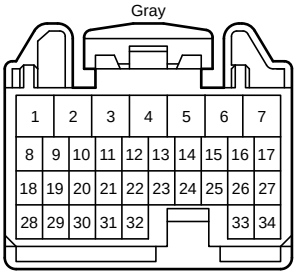

90980-12430

A81
Gray

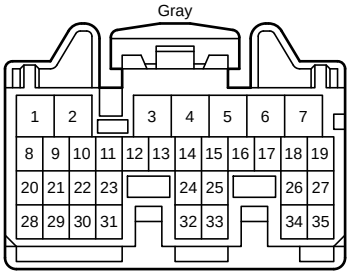

90980-12428

E1

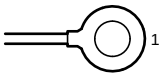

F6
Black

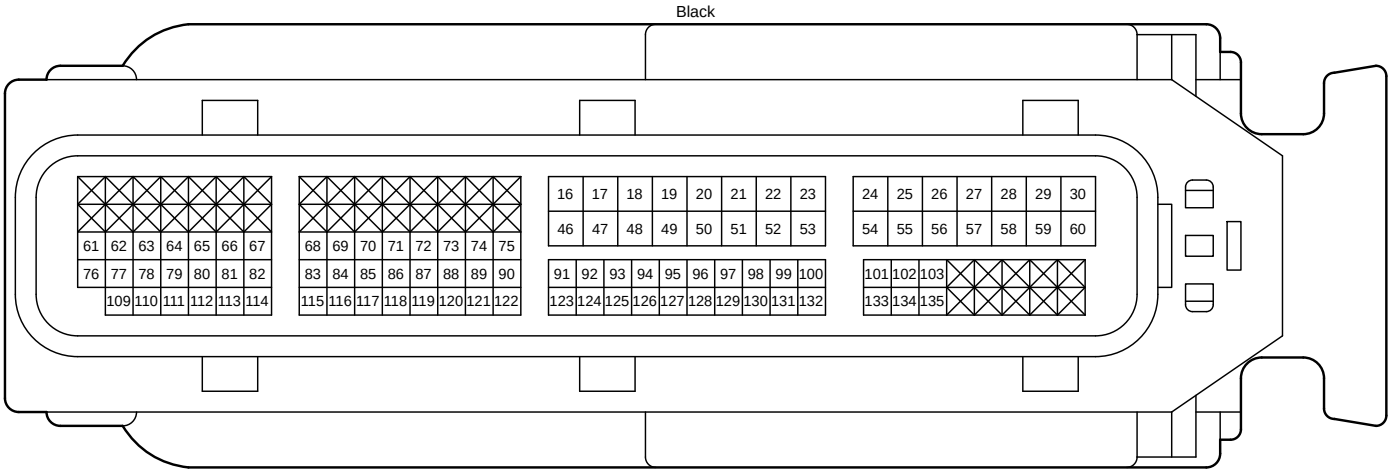

90980-12974

F21
Black

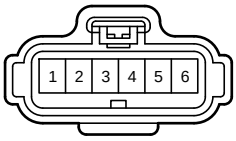

90980-11858

F44
Gray



90980-12520

F45
Gray

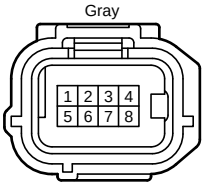

90980-12520

F55
Gray

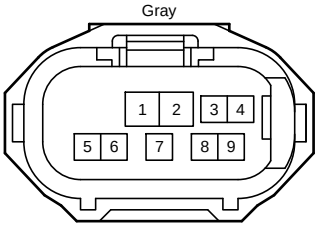

90980-12A23

F62
Gray

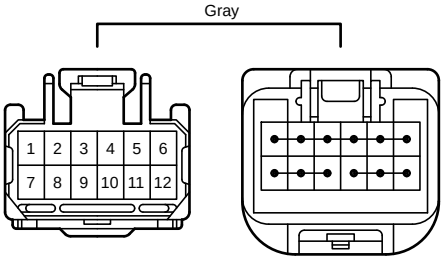

90980-11661

F66
Black

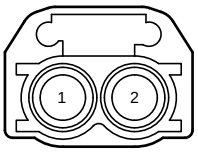

90980-12028

O3
Black

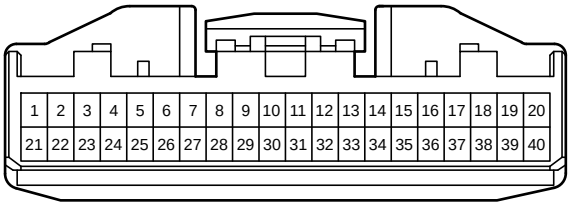

90980-12557

O6
Black

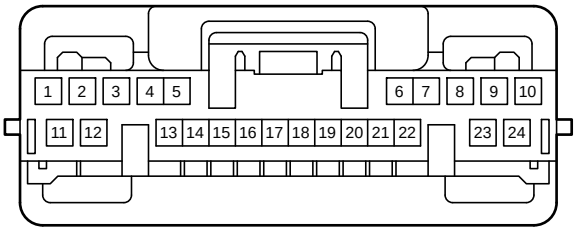

90980-12A42

O8
White

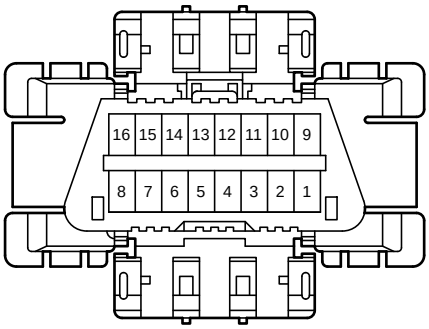

90980-11665

O25
Black

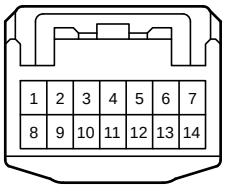

90980-12370

O49
Black

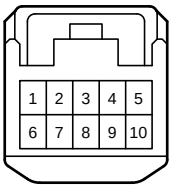

90980-12368

O50
Yellow

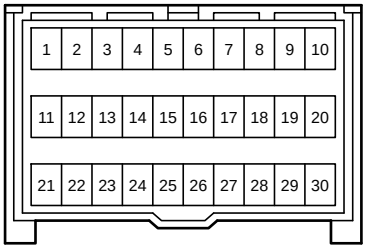

90980-12391

O77
White

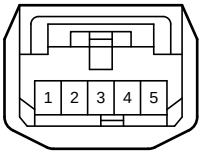

90980-12954

O78
Black



90980-12553

O81
Black



90980-12303

O84
White

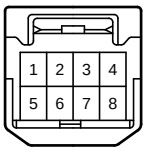

90980-12910

O104
White

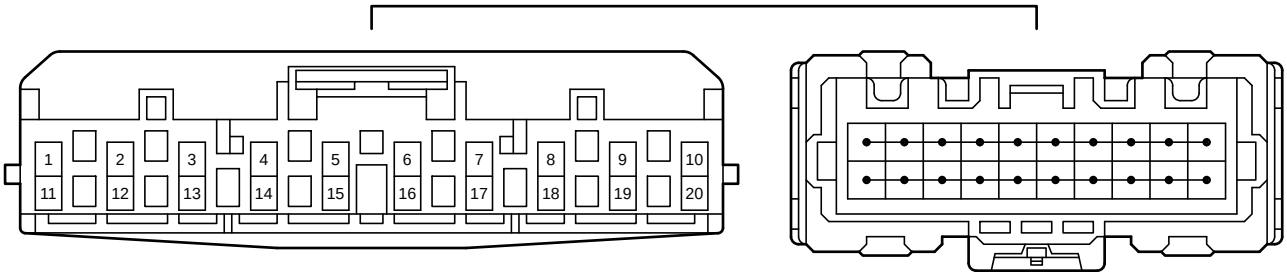

90980-12A58

O105
White

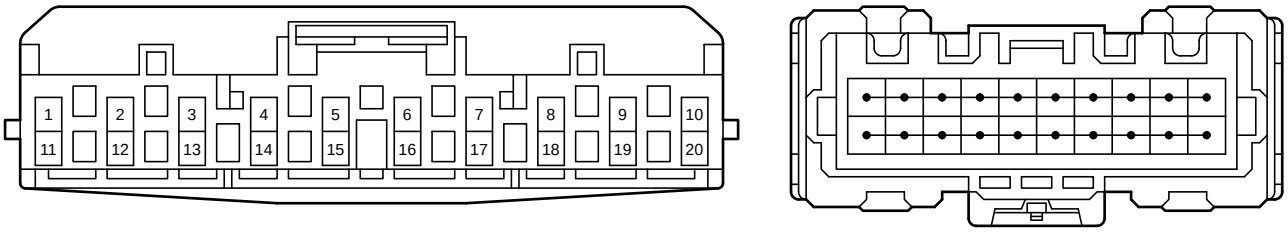

90980-12A58

O108
Black

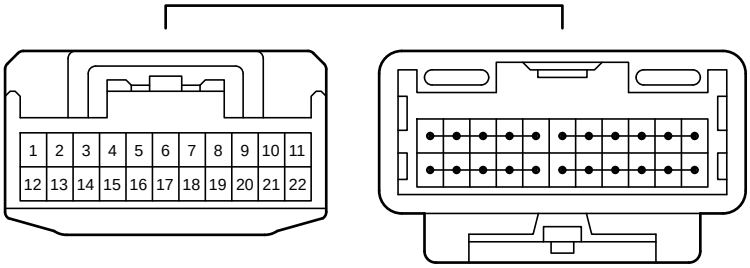

90980-12372

O141
Gray

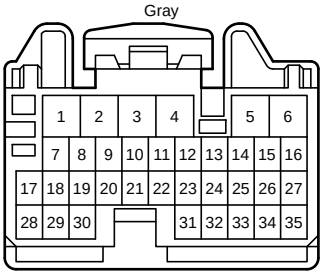

90980-12429

O142
Gray

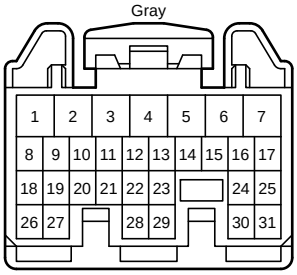

90980-12431

O199
White

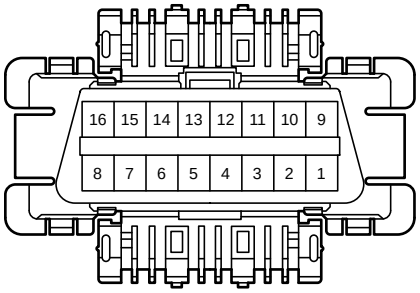

90980-12D97

T35
Black

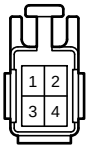

90980-10795

T50
Black

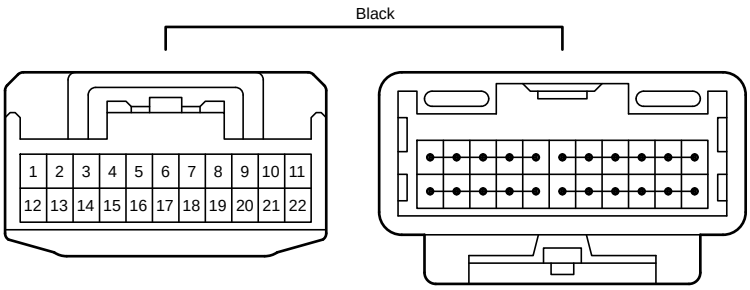

90980-12372

U58
Black

90980-11070

U60
Gray

90980-11243

V2
White

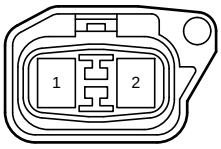

90980-12628

V4
White

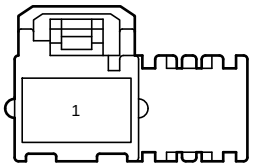

82824-47570

V5
White

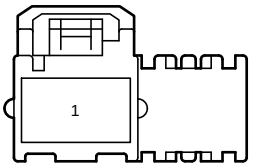

82824-74010

n1

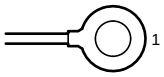

n2
Orange

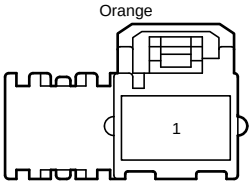

82824-47580

o1
Orange

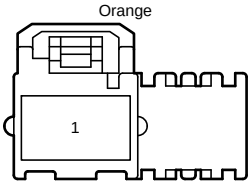

82824-47570

o2

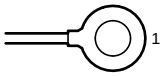

p1
White

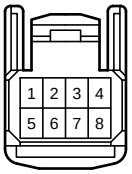

90980-12551

p2
White

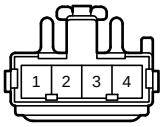

90980-11013

p3
White

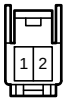

90980-11918

q1
White

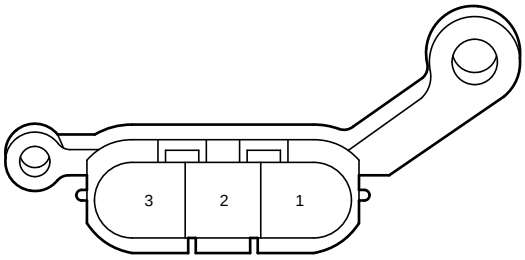

82824-30500

q2
White

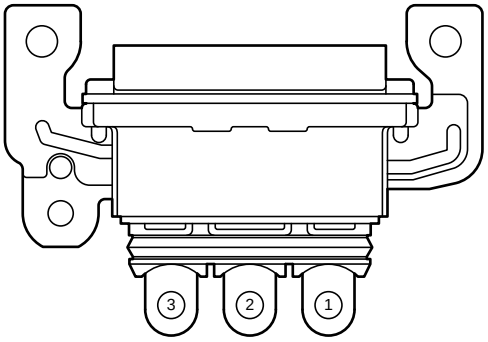

82824-30650

r1
White

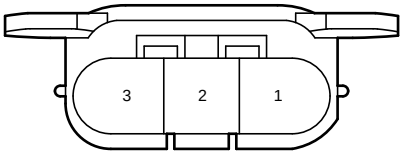

82824-30630

r2
White



82824-30640

w1
White

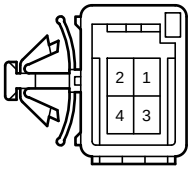

90980-12212

w2
White

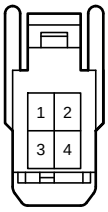

90980-12360

z4
Black

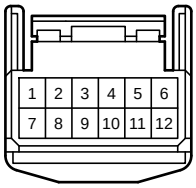

90980-12559

z6
White

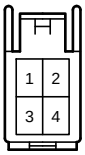

90980-12211

z7
Orange

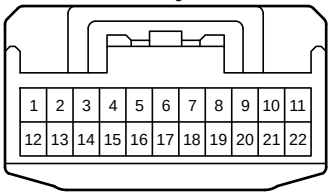

90980-12545

z13
White

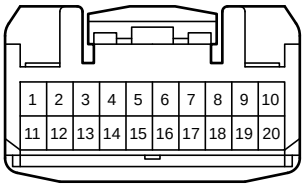

90980-12259

z14
White

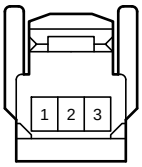

90980-12695

z18
White

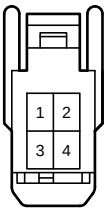

90980-12360

1J

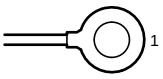

4A
White

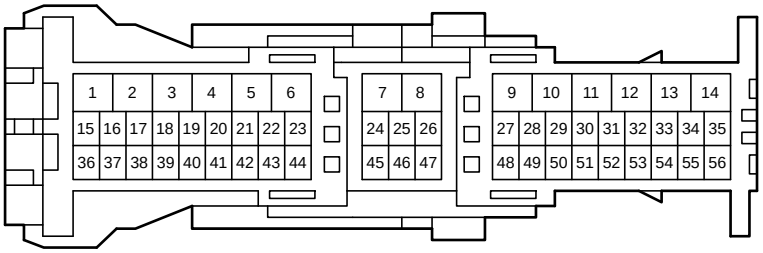

90980-12943

4B
White

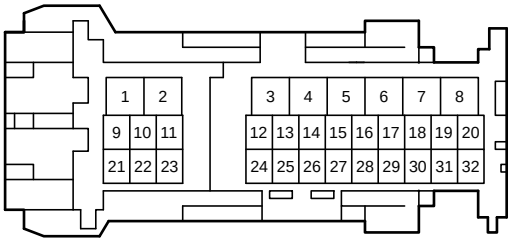

90980-12A48

4C
White

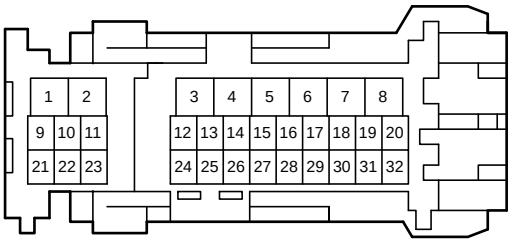

90980-12A47

AF1
White

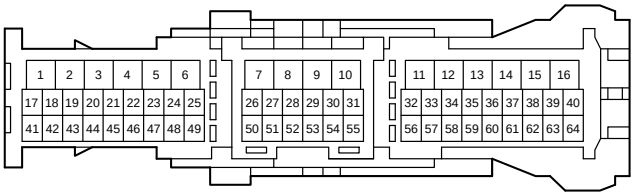

90980-12774

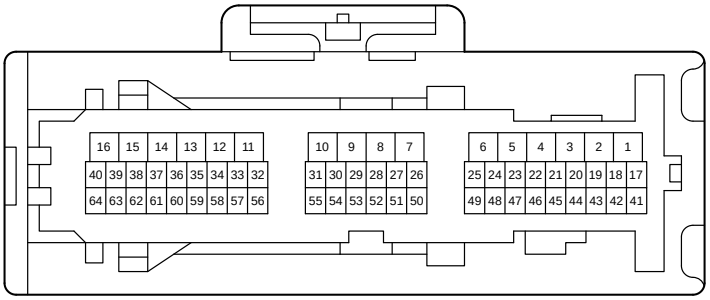

90980-12798

AT1
White

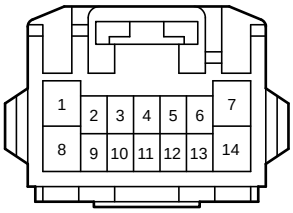

82824-53090

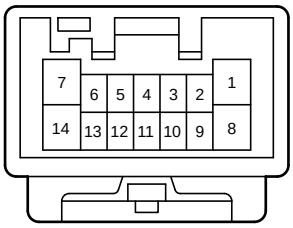

82824-53080

AU1
White

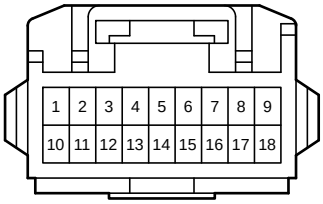

82824-53070

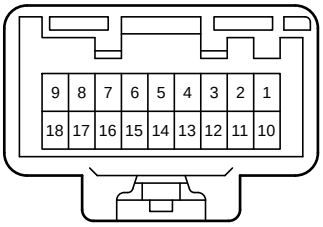

82824-53060

OA1
White

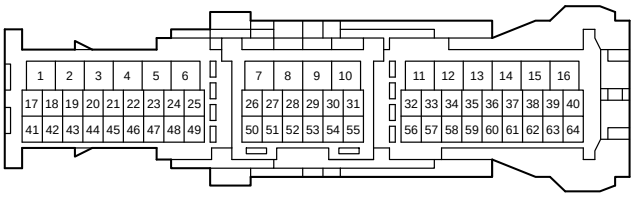

90980-12774

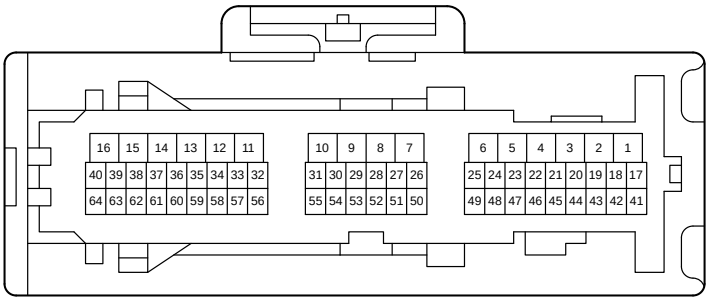

90980-12798

OA2
White

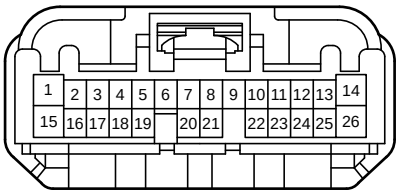

82824-24090

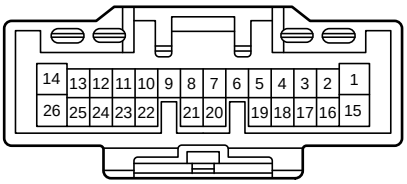

82824-24080

OA3
White

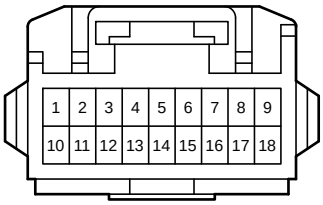

82824-53070

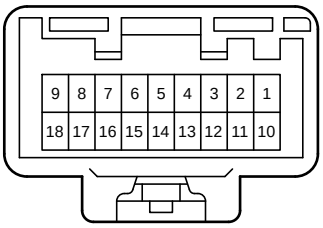

82824-53060

OA5
White

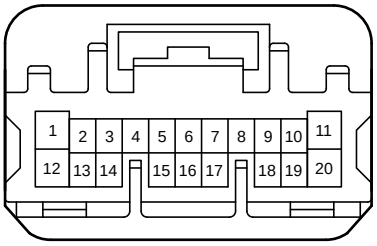

90980-12741

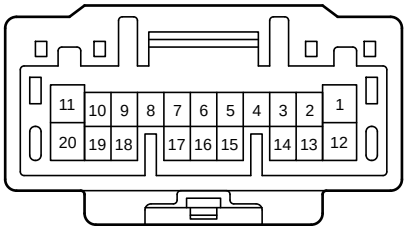

90980-12740

OT1
White

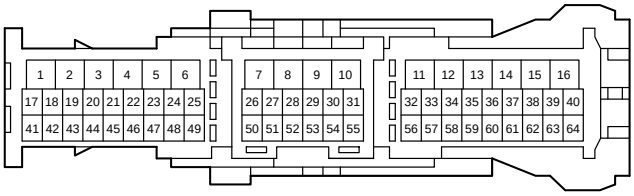

90980-12774

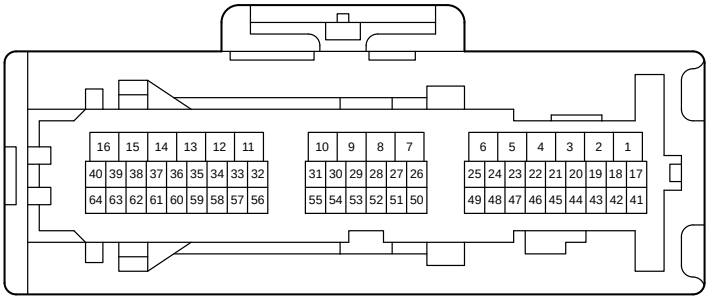

90980-12798

OU1
White

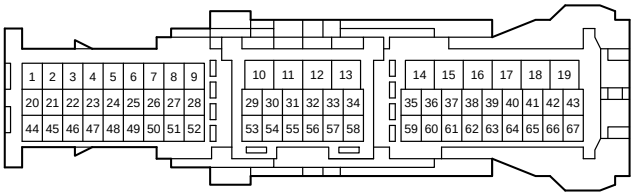

90980-12783

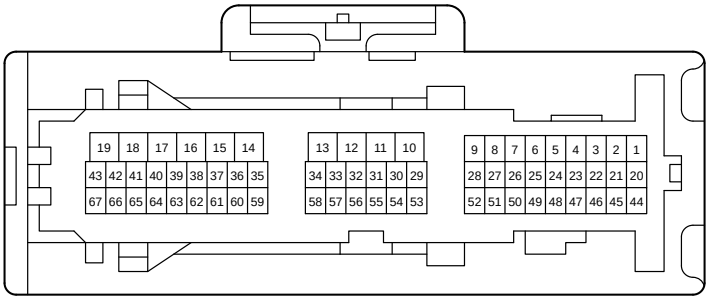

90980-12800

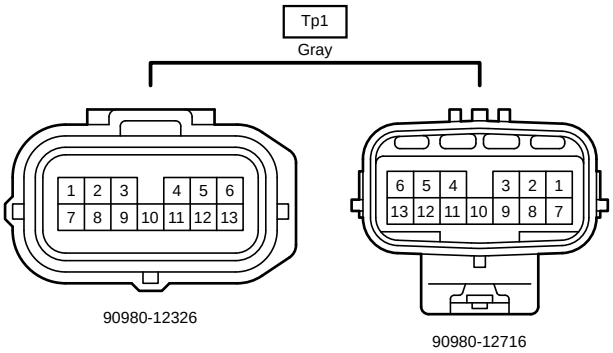
Tp1
Gray
1 2 3 4 5 6
7 8 9 10 11 12 13
6 5 4 3 2 1
13 12 11 10 9 8 7
90980-12326
90980-12716