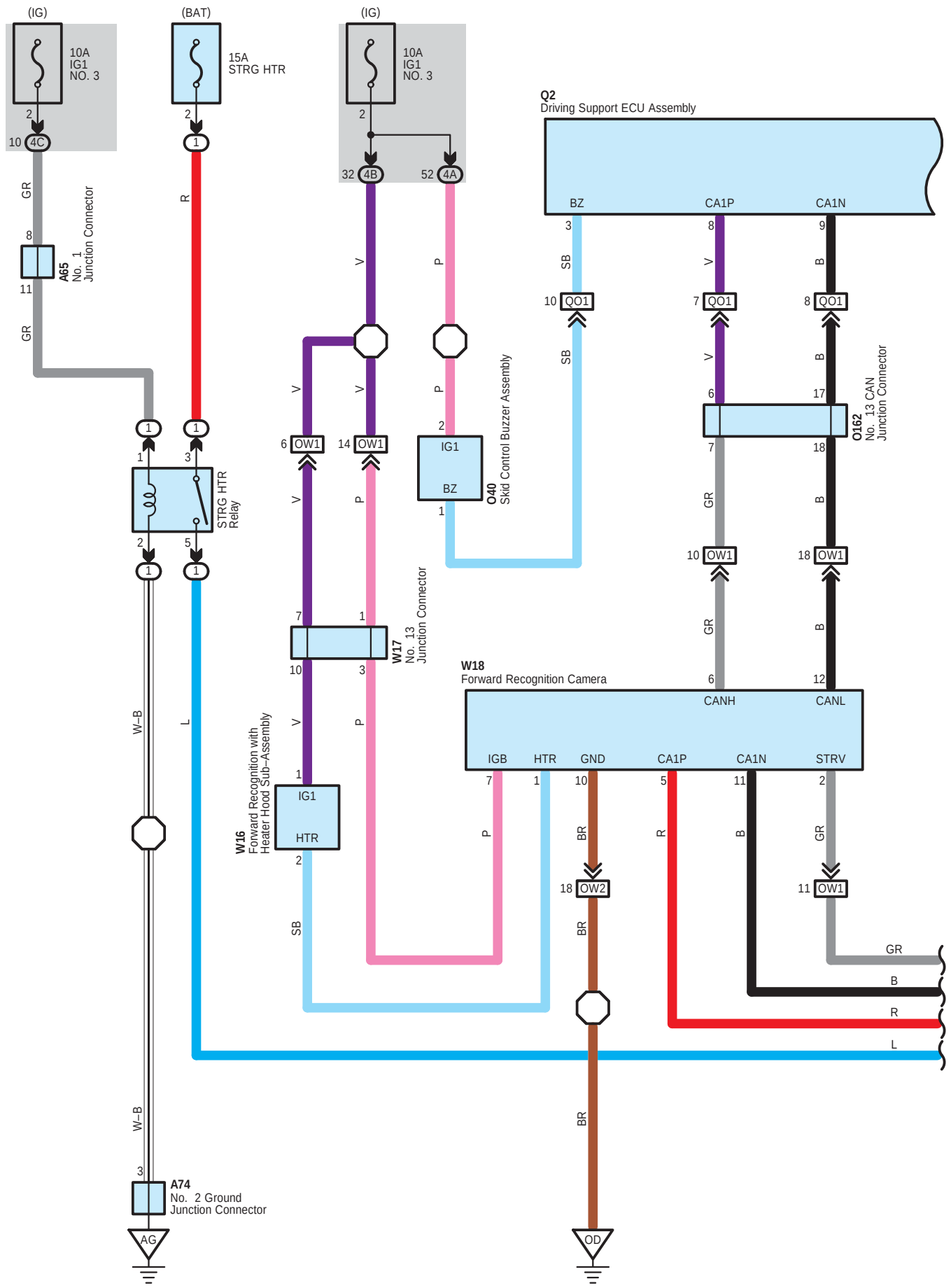
(IG)
10A
IG1
NO. 3
(BAT)
15A
STRG HTR
(IG)
10A
IG1
NO. 3
Q2
Driving Support ECU Assembly
BZ
CA1P
CA1N
A65
No. 1
Junction Connector
STRG HTR
Relay
OW1
IG1
BZ
O40
Skid Control Buzzer Assembly
QO1
O162
No. 13 CAN
Junction Connector
W17
No. 13
Junction Connector
W18
Forward Recognition Camera
CANH
CANL
IGB
HTR
GND
CA1P
CA1N
STRV
W16
Forward Recognition with
Heater Hood Sub-Assembly
IG1
HTR
OW2
A74
No. 2 Ground
Junction Connector
AG
OD

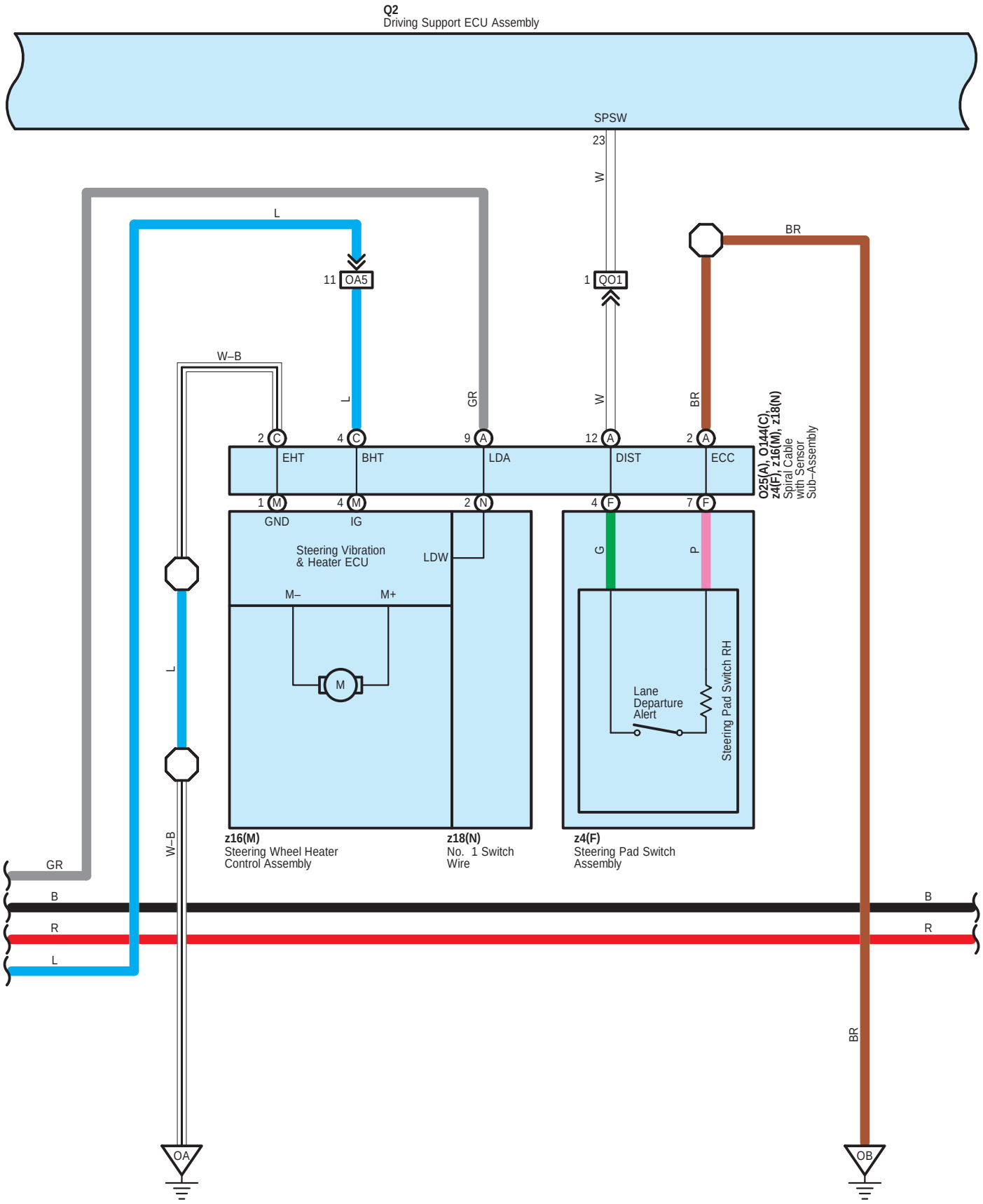
Q2
Driving Support ECU Assembly
SPSW
23
W
L
11 OA5
1 QO1
BR
W–B
L
GR
W
BR
2 C
4 C
9 A
12 A
2 A
EHT
BHT
LDA
DIST
ECC
O25(A), O144(C),
z4(F), z16(M), z18(N)
Spiral Cable
with Sensor
Sub–Assembly
1 M
4 M
2 N
4 F
7 F
GND
IG
Steering Vibration
& Heater ECU
LDW
M–
M+
M
G
P
Lane
Departure
Alert
Steering Pad Switch RH
z16(M)
Steering Wheel Heater
Control Assembly
z18(N)
No. 1 Switch
Wire
z4(F)
Steering Pad Switch
Assembly
GR
B
R
L
W–B
BR
OA
OB

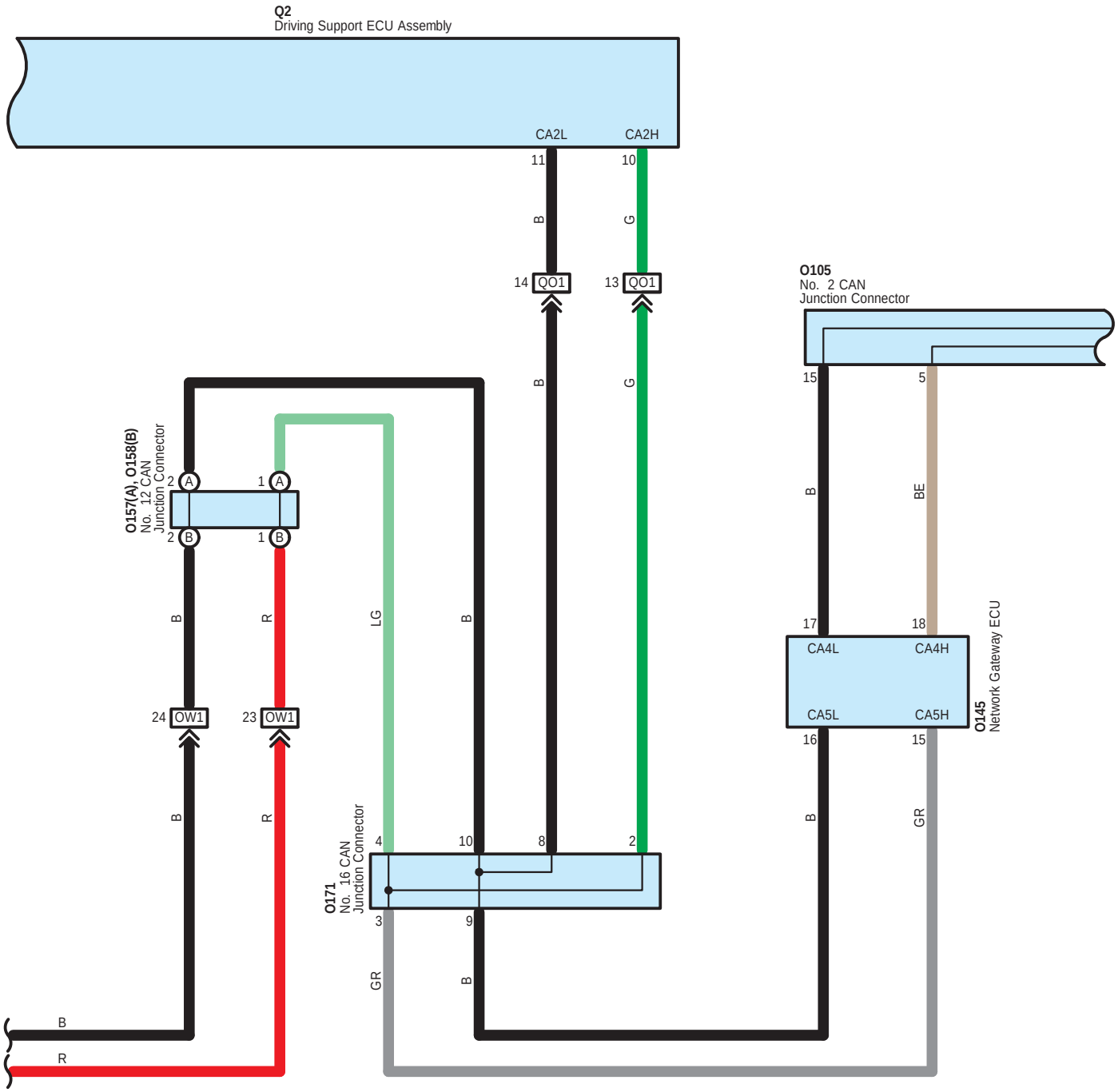
Q2
Driving Support ECU Assembly
CA2L
CA2H
11
10
B
G
14 QO1
13 QO1
B
G
O105
No. 2 CAN
Junction Connector
15
5
B
BE
O157(A), O158(B)
No. 12 CAN
Junction Connector
2 A
1 A
2 B
1 B
B
R
LG
B
24 OW1
23 OW1
B
R
17
18
CA4L
CA4H
CA5L
CA5H
16
15
O145
Network Gateway ECU
B
GR
O171
No. 16 CAN
Junction Connector
4
10
8
2
3
9
GR
B
B
R

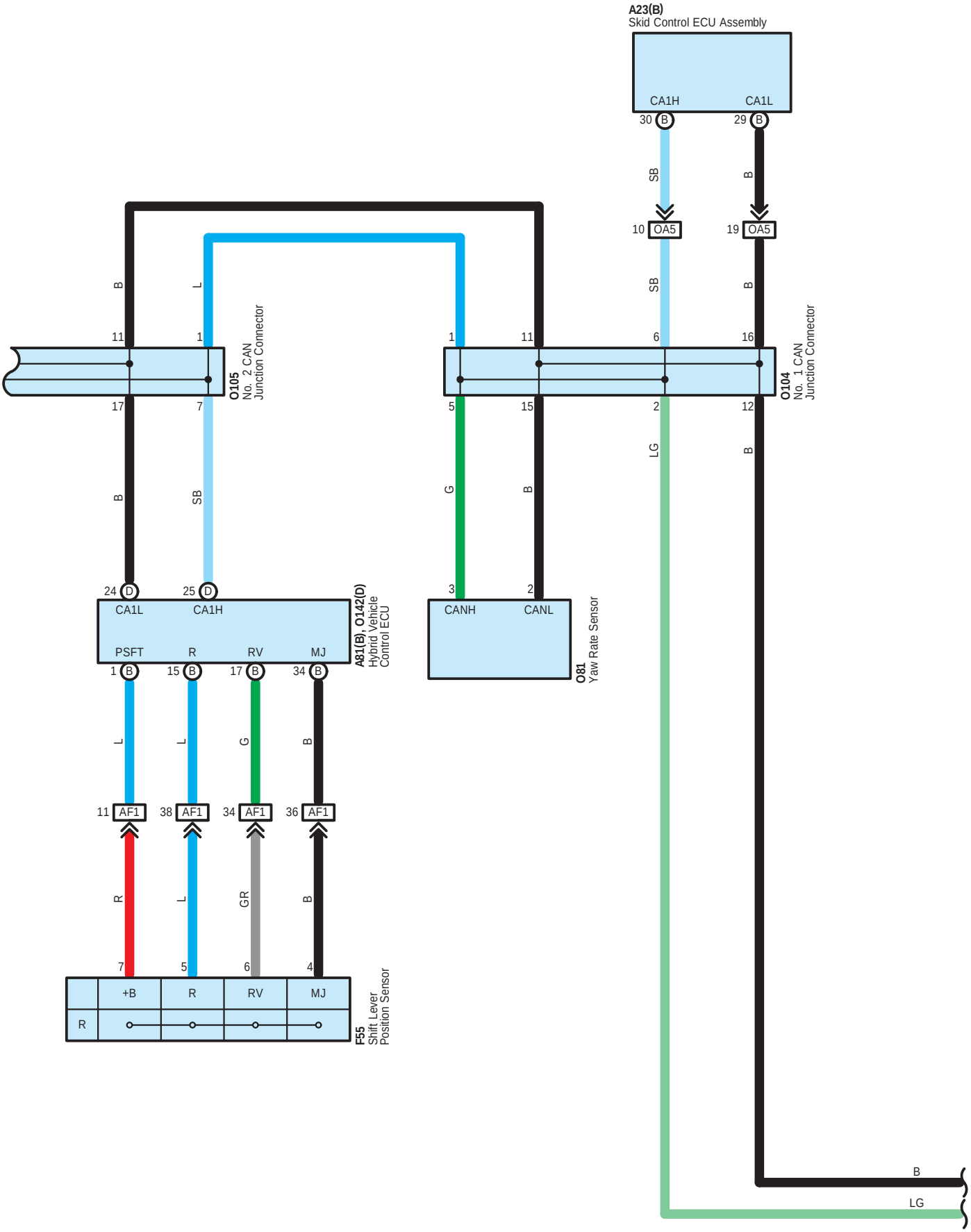
A23(B)
Skid Control ECU Assembly
CA1H
CA1L
30 B
29 B
SB
B
10 OA5
19 OA5
SB
B
B
L
11
1
1
11
6
16
O105
No. 2 CAN
Junction Connector
O104
No. 1 CAN
Junction Connector
17
7
5
15
2
12
LG
B
B
SB
G
B
24 D
25 D
3
2
CA1L
CA1H
CANH
CANL
A81(B), O142(D)
Hybrid Vehicle
Control ECU
O81
Yaw Rate Sensor
PSFT
R
RV
MJ
1 B
15 B
17 B
34 B
L
L
G
B
11 AF1
38 AF1
34 AF1
36 AF1
R
L
GR
B
7
5
6
4
+B
R
RV
MJ
R
F55
Shift Lever
Position Sensor
B
LG

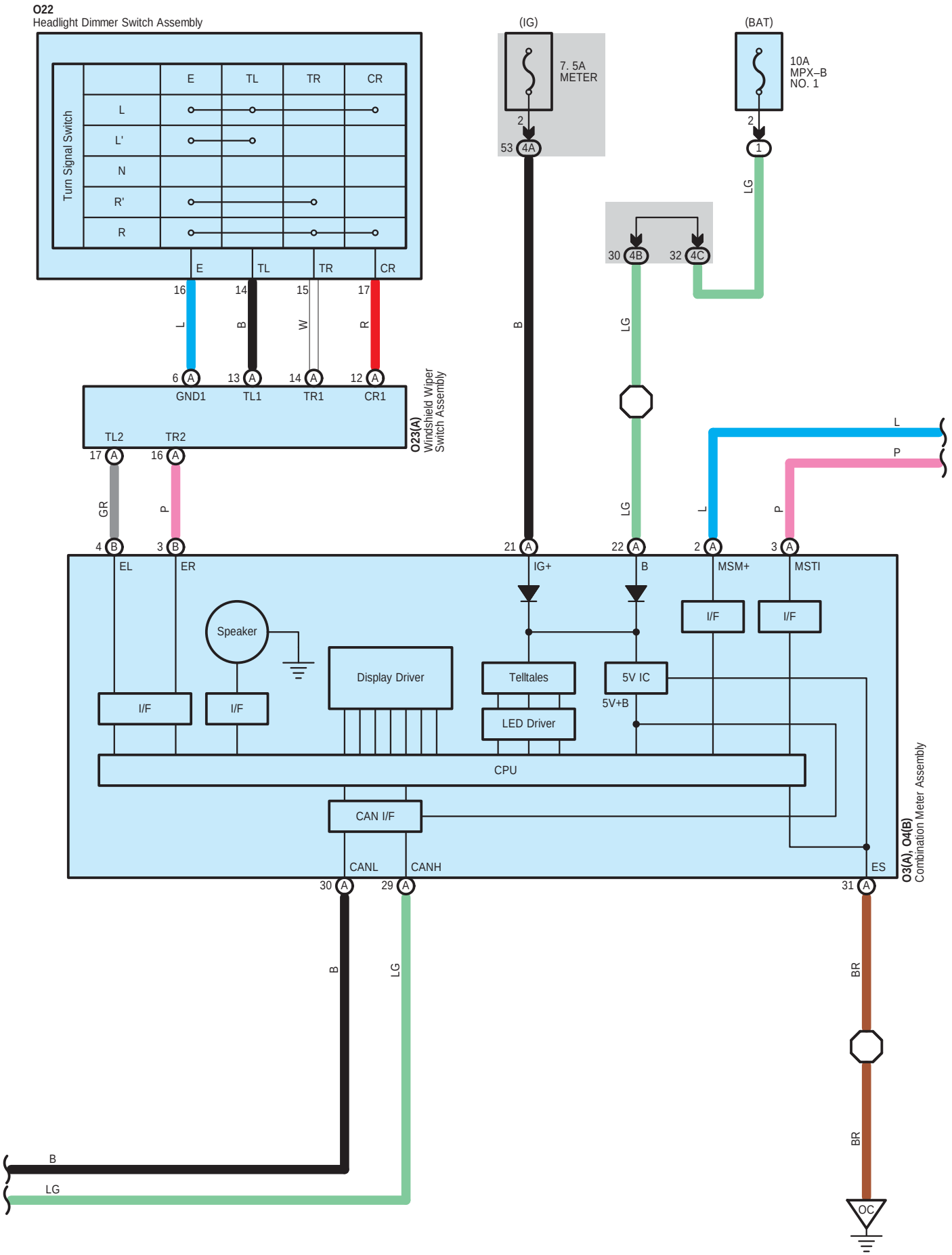
O22
Headlight Dimmer Switch Assembly
Turn Signal Switch
E
TL
TR
CR
L
L'
N
R'
R
(IG)
7. 5A
METER
(BAT)
10A
MPX–B
NO. 1
53 4A
30 4B
32 4C
16
14
15
17
6 A
13 A
14 A
12 A
GND1
TL1
TR1
CR1
O23(A)
Windshield Wiper
Switch Assembly
TL2
TR2
17 A
16 A
4 B
3 B
21 A
22 A
2 A
3 A
EL
ER
IG+
B
MSM+
MSTI
Speaker
Display Driver
Telltales
5V IC
5V+B
LED Driver
I/F
CPU
CAN I/F
CANL
CANH
ES
30 A
29 A
31 A
O3(A), O4(B)
Combination Meter Assembly
OC

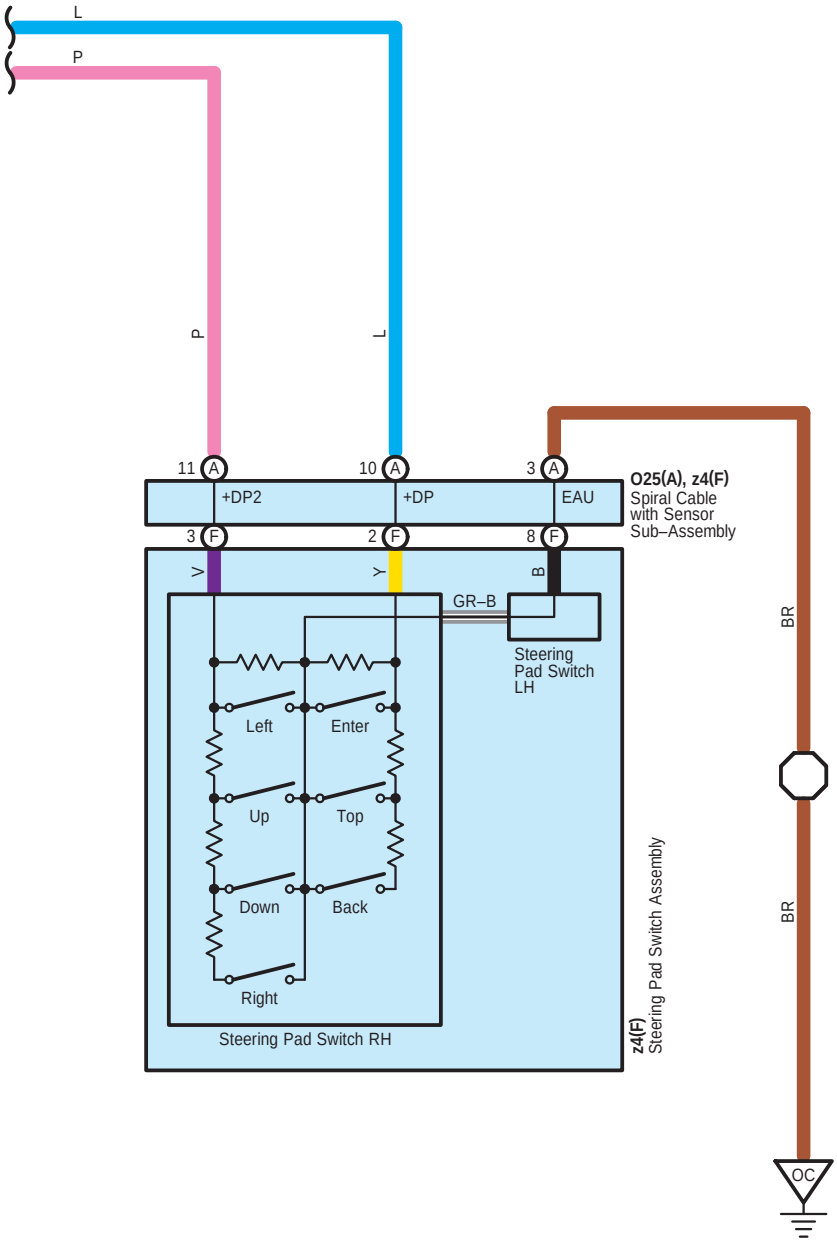
L
P
P
L
11 A
10 A
3 A
+DP2
+DP
EAU
O25(A), z4(F)
Spiral Cable
with Sensor
Sub–Assembly
3 F
2 F
8 F
V
Y
B
GR–B
Steering
Pad Switch
LH
Left
Enter
Up
Top
Down
Back
Right
Steering Pad Switch RH
z4(F)
Steering Pad Switch Assembly
BR
BR
OC

A23
Gray

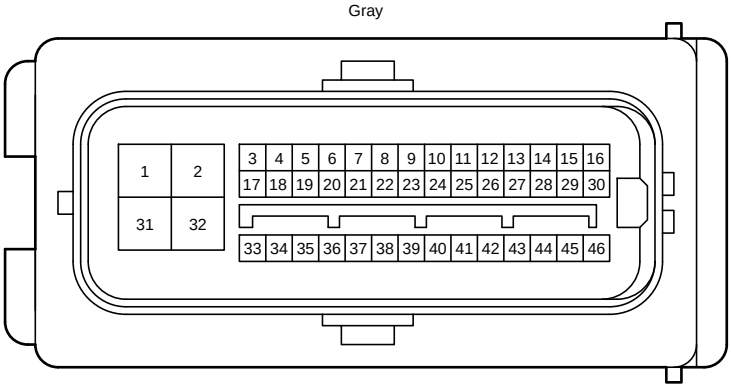

90980-12426

A65
White

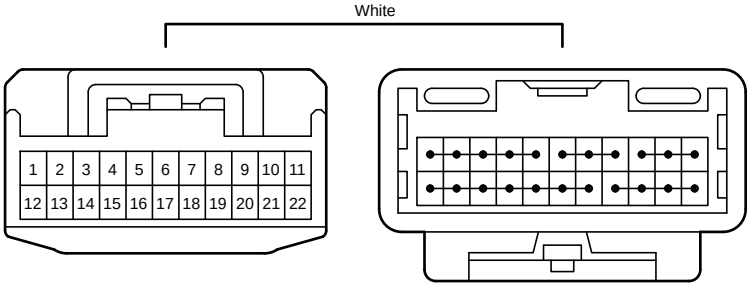

90980-12372

A74
White

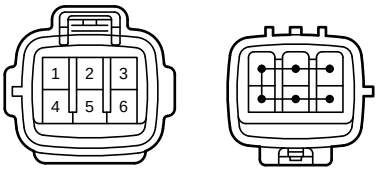

90980-11194

A81
Gray

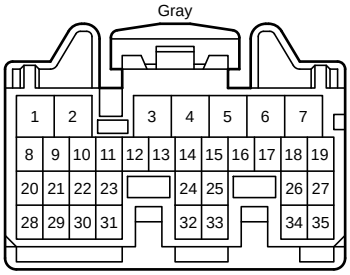

90980-12428

F55
Gray

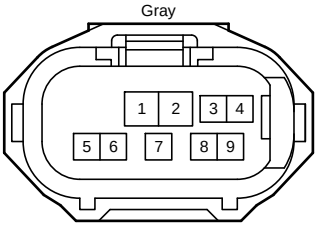

90980-12A23

O3
Black

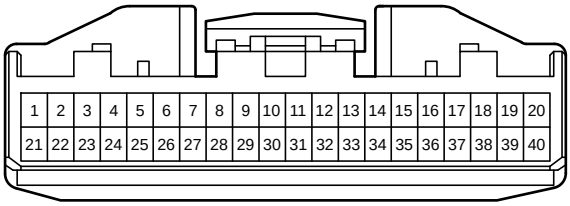

90980-12557

O4
Black

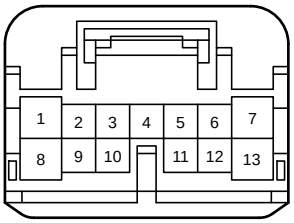

90980-12767

O22
Black

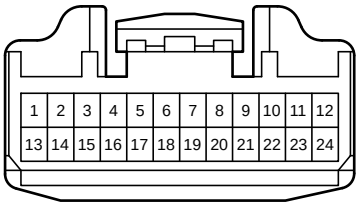

90980-12554

O23
White

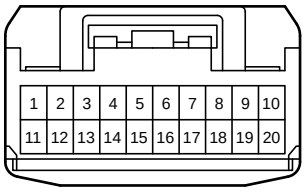

90980-12460

O25
Black

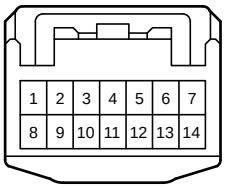

90980-12370

O40
Blue

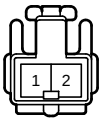

90980-10860

O81
Black



90980-12303

O104
White

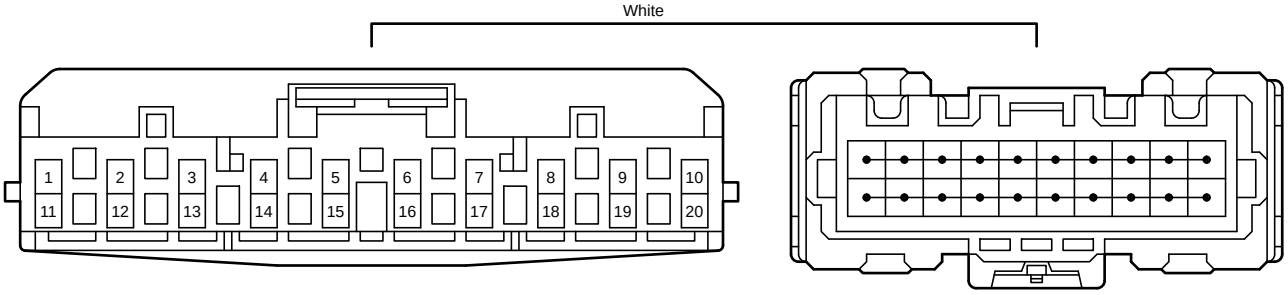

90980-12A58

O105
White

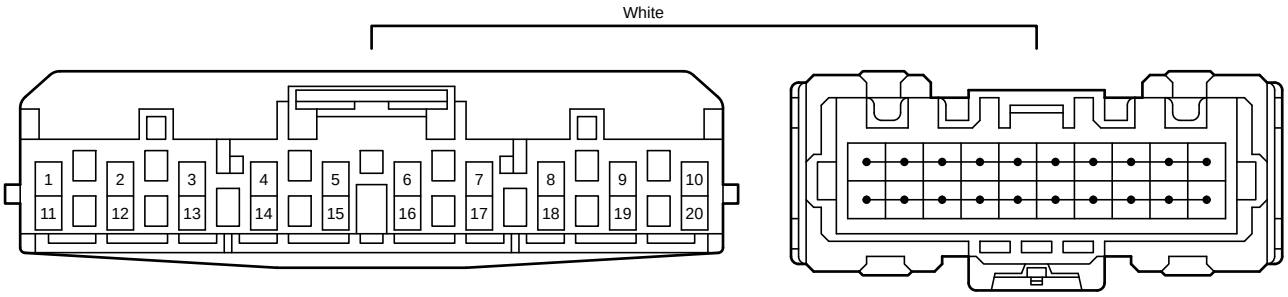

90980-12A58

O142
Gray

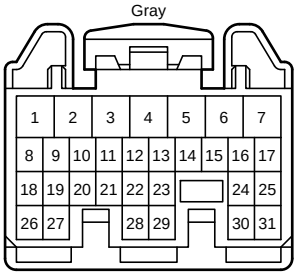

90980-12431

O144
Black

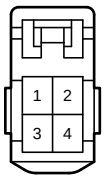

90980-12A94

O145
Black

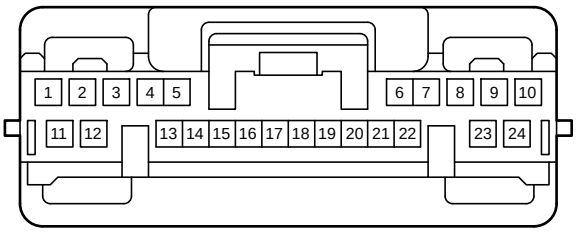

90980-12912

O157
White

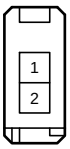

90980-12827

O158
White

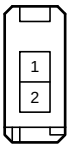

90980-12827

O162
Black

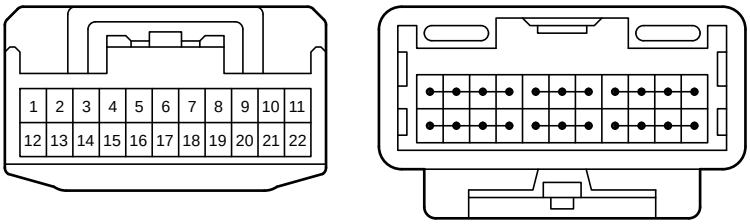

90980-12372

O171
White

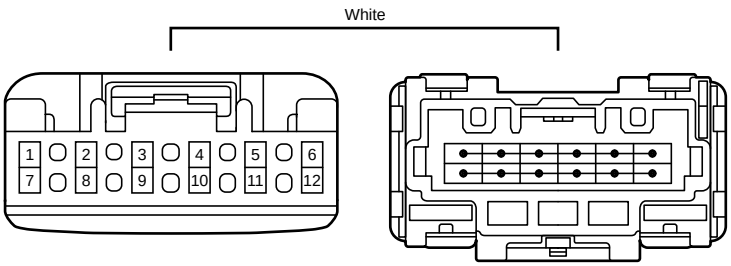

90980-12C68

Q2
White

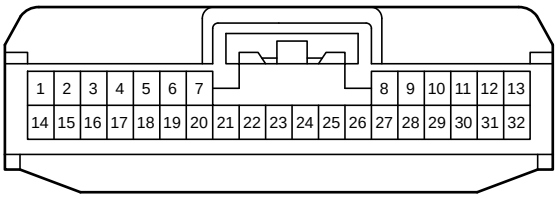

90980-12422

W16
White



90980-12063

W17
White

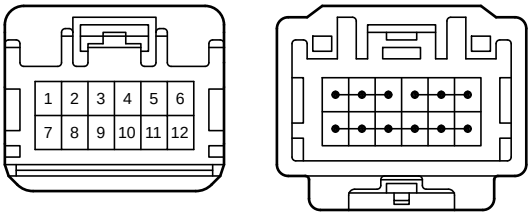

90980-12737

W18
Gray

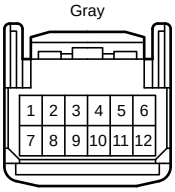

90980-12552

z4
Black

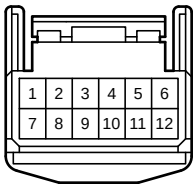

90980-12559

z16
White

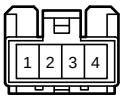

90980-11950

z18
White

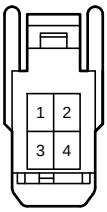

90980-12360

4A
White

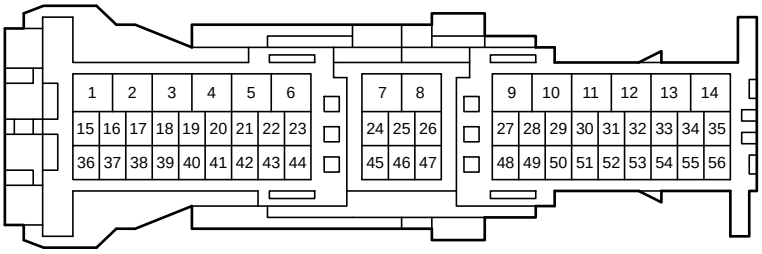

90980-12943

4B
White

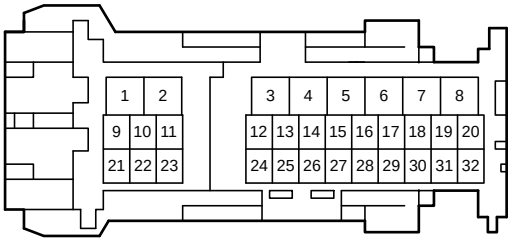

90980-12A48

4C
White

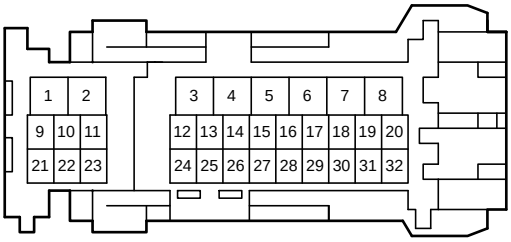

90980-12A47

AF1
White

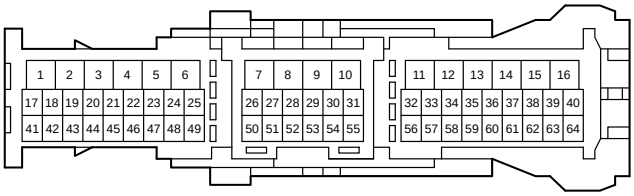

90980-12774

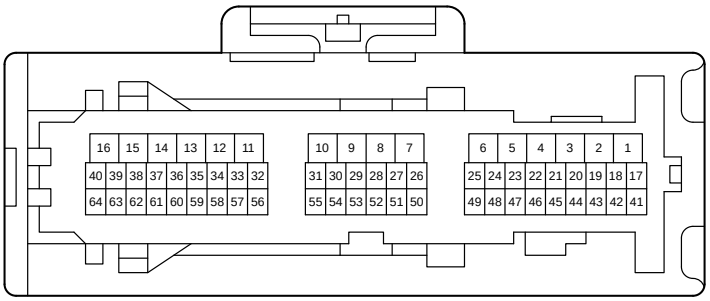

90980-12798

OA5
White

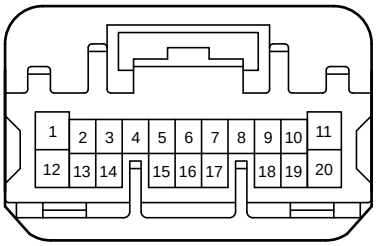

90980-12741

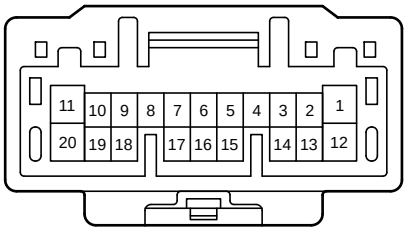

90980-12740

OW1
White

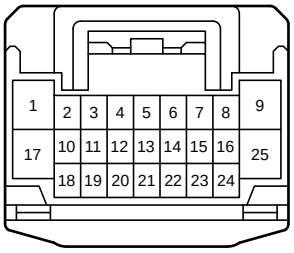

90980-12414

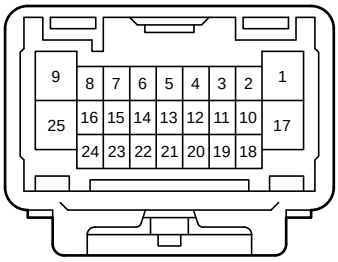

90980-12413

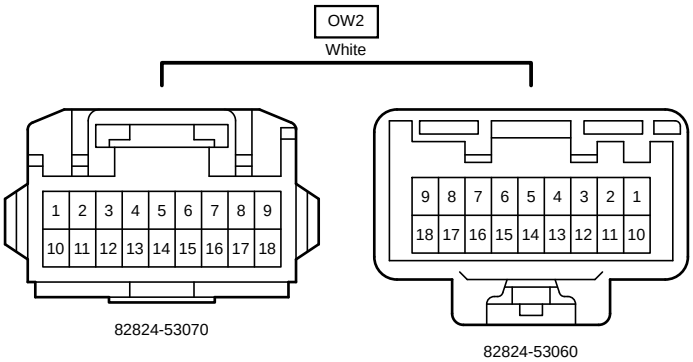
OW2
White
1 2 3 4 5 6 7 8 9
10 11 12 13 14 15 16 17 18
82824-53070
9 8 7 6 5 4 3 2 1
18 17 16 15 14 13 12 11 10
82824-53060

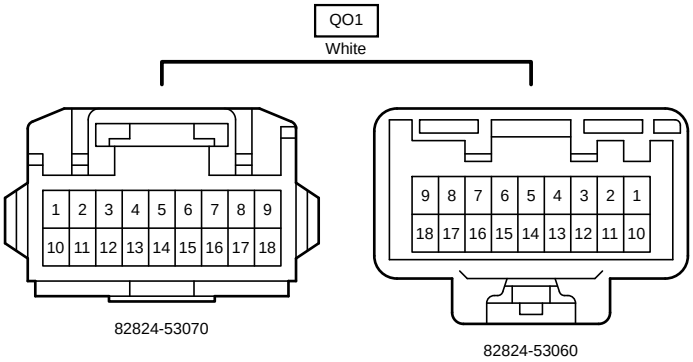
QO1
White
1 2 3 4 5 6 7 8 9
10 11 12 13 14 15 16 17 18
82824-53070
9 8 7 6 5 4 3 2 1
18 17 16 15 14 13 12 11 10
82824-53060