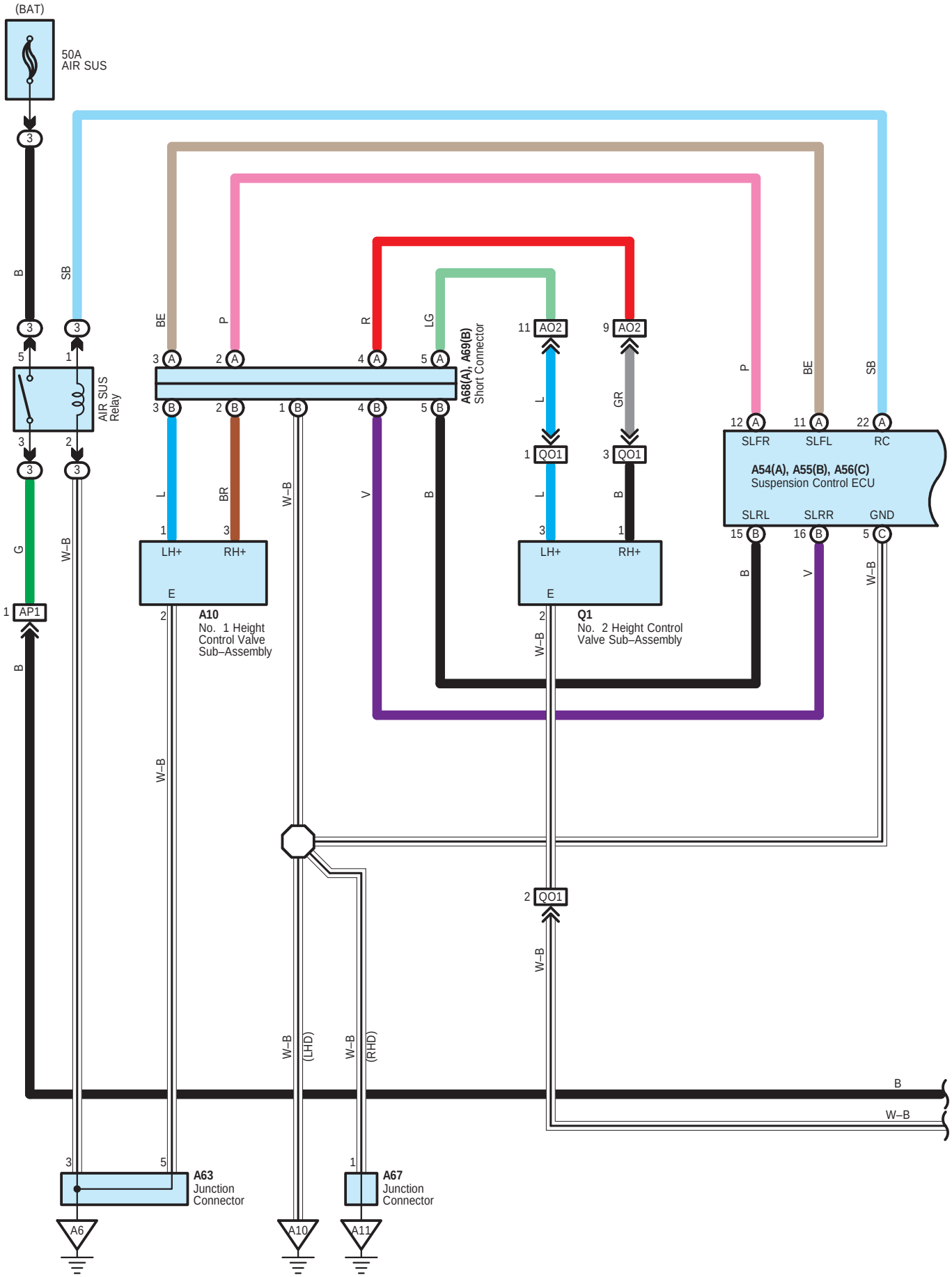
(BAT)
50A
AIR SUS
AIR SUS
Relay
A68(A), A69(B)
Short Connector
AO2
QO1
A54(A), A55(B), A56(C)
Suspension Control ECU
SLFR
SLFL
RC
SLRL
SLRR
GND
LH+
RH+
E
A10
No. 1 Height
Control Valve
Sub–Assembly
Q1
No. 2 Height Control
Valve Sub–Assembly
AP1
(LHD)
(RHD)
A63
Junction
Connector
A67
Junction
Connector
A6
A10
A11

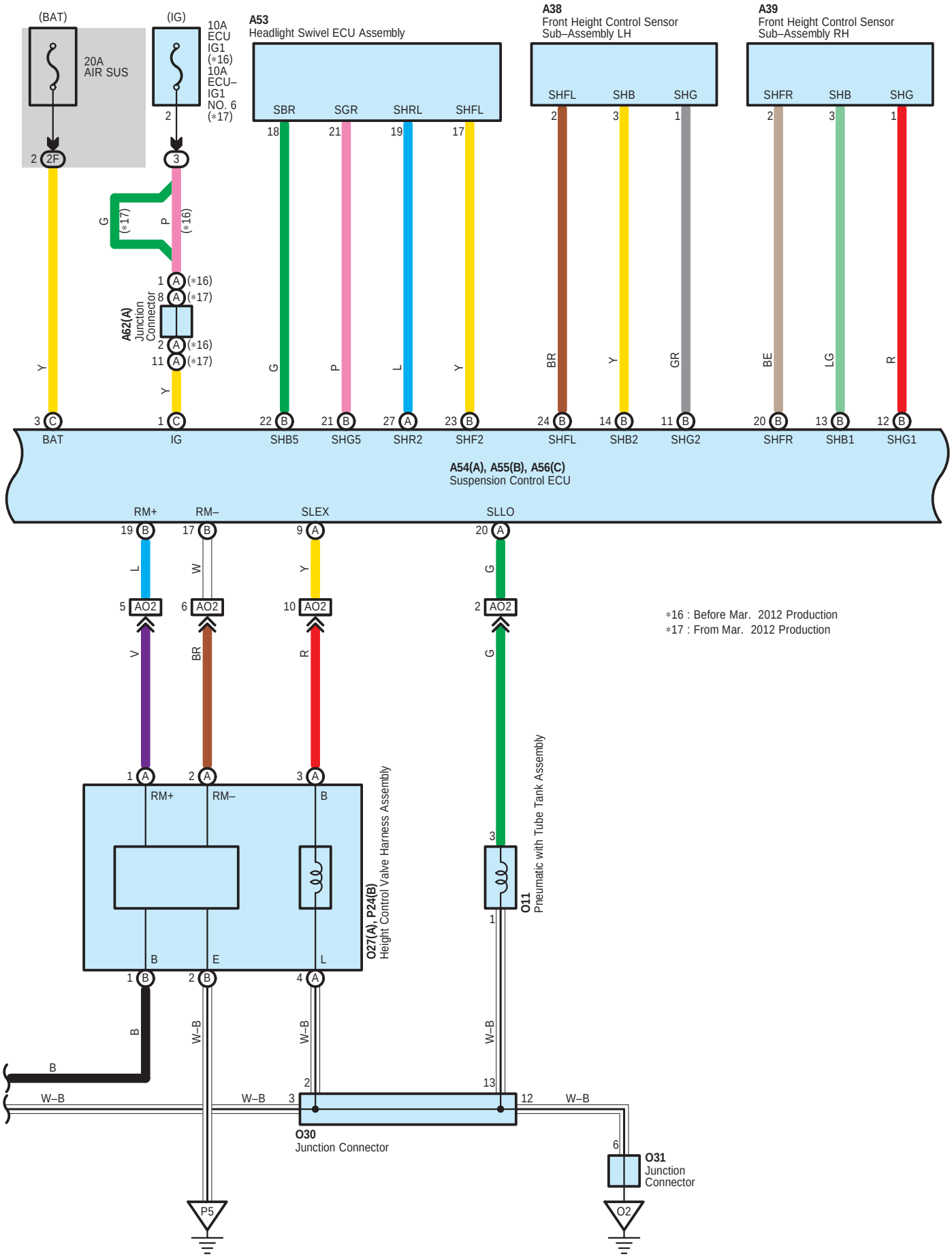
(BAT)
(IG)
20A
AIR SUS
10A
ECU
IG1
(*16)
10A
ECU–
IG1
NO. 6
(*17)
A53
Headlight Swivel ECU Assembly
SBR
SGR
SHRL
SHFL
A38
Front Height Control Sensor
Sub–Assembly LH
SHFL
SHB
SHG
A39
Front Height Control Sensor
Sub–Assembly RH
SHFR
SHB
SHG
A62(A)
Junction
Connector
BAT
IG
SHB5
SHG5
SHR2
SHF2
SHFL
SHB2
SHG2
SHFR
SHB1
SHG1
A54(A), A55(B), A56(C)
Suspension Control ECU
RM+
RM–
SLEX
SLLO
AO2
RM+
RM–
B
B
E
L
O27(A), P24(B)
Height Control Valve Harness Assembly
O11
Pneumatic with Tube Tank Assembly
W–B
O30
Junction Connector
O31
Junction
Connector
P5
O2
*16 : Before Mar. 2012 Production
*17 : From Mar. 2012 Production

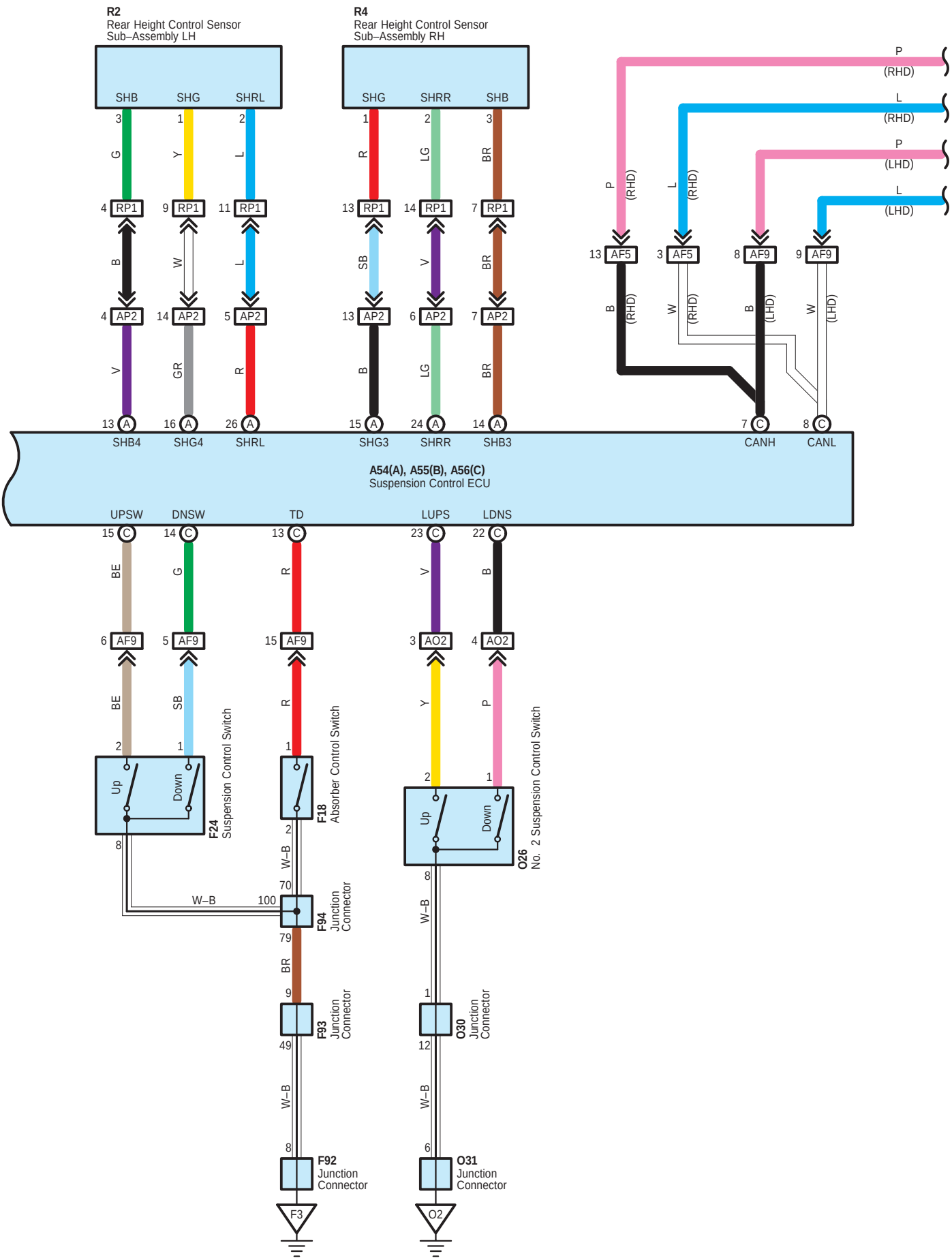
R2
Rear Height Control Sensor
Sub–Assembly LH
R4
Rear Height Control Sensor
Sub–Assembly RH
SHB
SHG
SHRL
SHRR
RP1
AP2
AF5
AF9
AO2
P (RHD)
L (RHD)
P (LHD)
L (LHD)
SHB4
SHG4
SHG3
CANH
CANL
A54(A), A55(B), A56(C)
Suspension Control ECU
UPSW
DNSW
TD
LUPS
LDNS
Up
Down
F24
Suspension Control Switch
F18
Absorber Control Switch
O26
No. 2 Suspension Control Switch
F94
Junction Connector
F93
Junction Connector
O30
Junction Connector
F92
Junction Connector
O31
Junction Connector
F3
O2

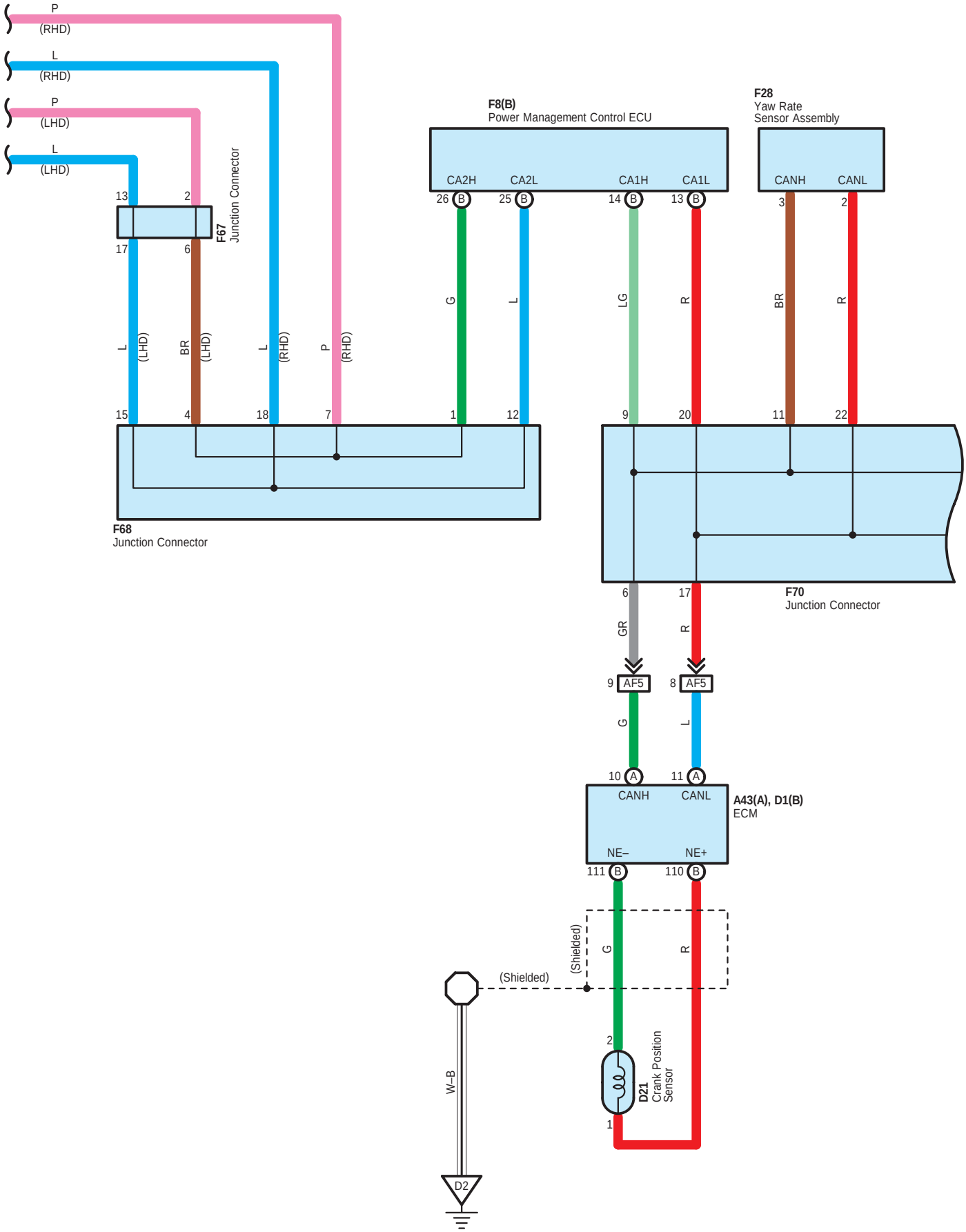
P
(RHD)
L
(RHD)
P
(LHD)
L
(LHD)
13
2
17
6
F67
Junction Connector
L (LHD)
BR (LHD)
L (RHD)
P (RHD)
15
4
18
7
F68
Junction Connector
F8(B)
Power Management Control ECU
CA2H
CA2L
CA1H
CA1L
26 B
25 B
14 B
13 B
G
L
LG
R
1
12
9
20
F28
Yaw Rate
Sensor Assembly
CANH
CANL
3
2
BR
R
11
22
F70
Junction Connector
6
17
GR
R
9 AF5
8 AF5
G
L
10 A
11 A
CANH
CANL
A43(A), D1(B)
ECM
NE–
NE+
111 B
110 B
(Shielded)
G
R
(Shielded)
2
D21
Crank Position
Sensor
1
W–B
D2

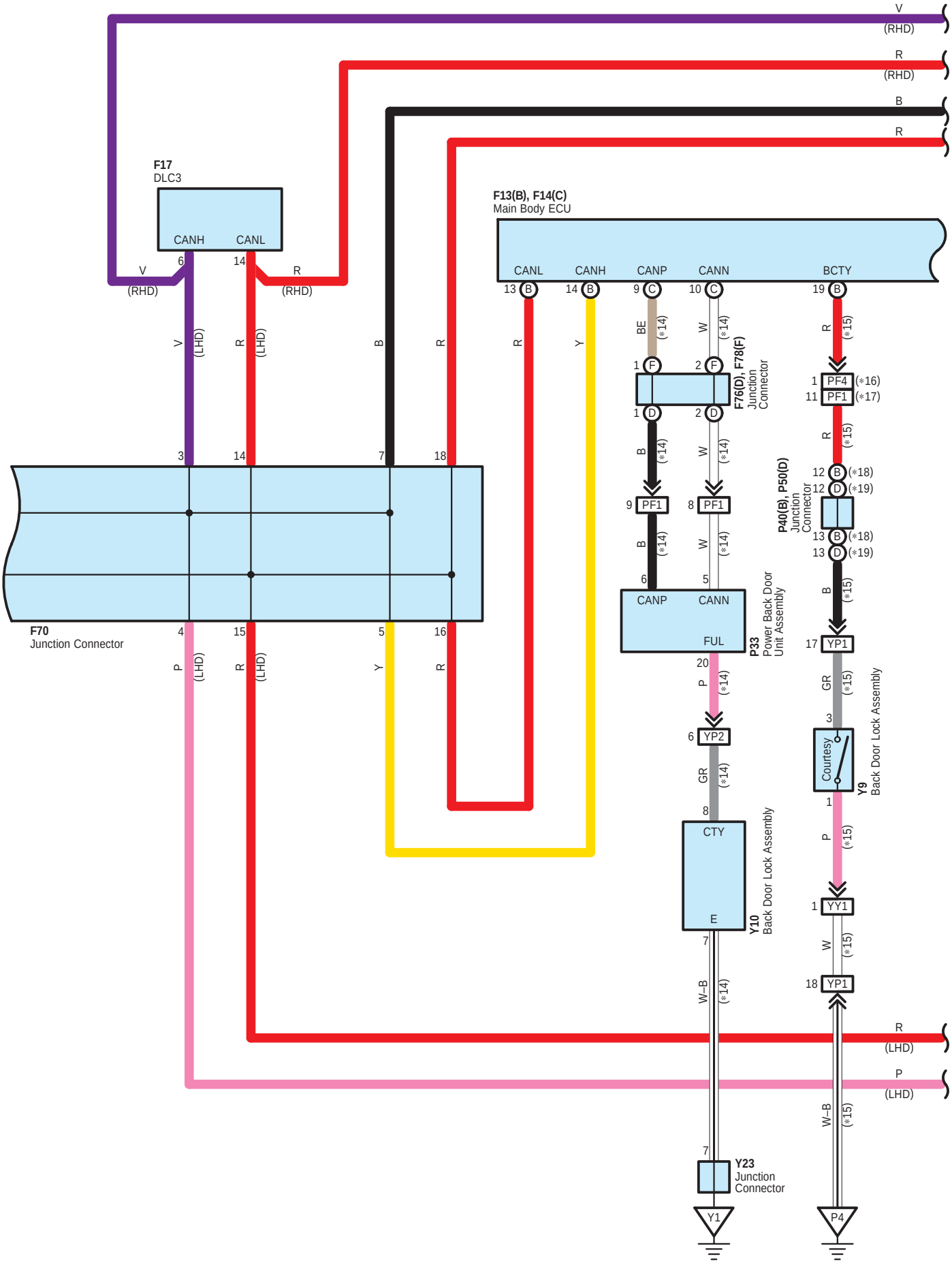
V
(RHD)
R
(RHD)
B
R
F17
DLC3
CANH
CANL
F13(B), F14(C)
Main Body ECU
CANL
CANH
CANP
CANN
BCTY
F76(D), F78(F)
Junction
Connector
P40(B), P50(D)
Junction
Connector
F70
Junction Connector
CANP
CANN
FUL
P33
Power Back Door
Unit Assembly
Courtesy
Y9
Back Door Lock Assembly
CTY
E
Y10
Back Door Lock Assembly
Y23
Junction
Connector
Y1
P4
(LHD)
(*14)
(*15)
(*16)
(*17)
(*18)
(*19)

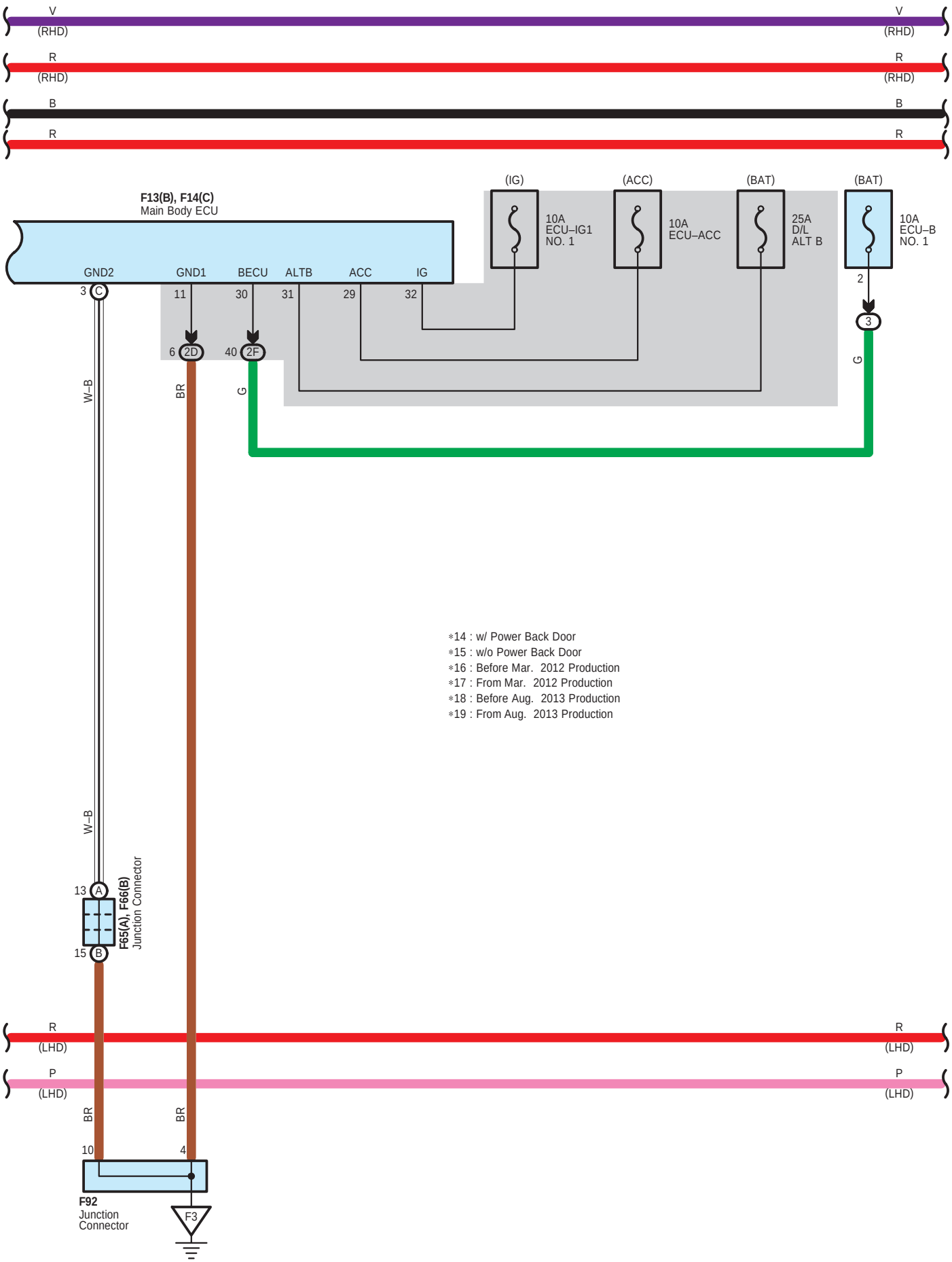

*14 : w/ Power Back Door
*15 : w/o Power Back Door
*16 : Before Mar. 2012 Production
*17 : From Mar. 2012 Production
*18 : Before Aug. 2013 Production
*19 : From Aug. 2013 Production

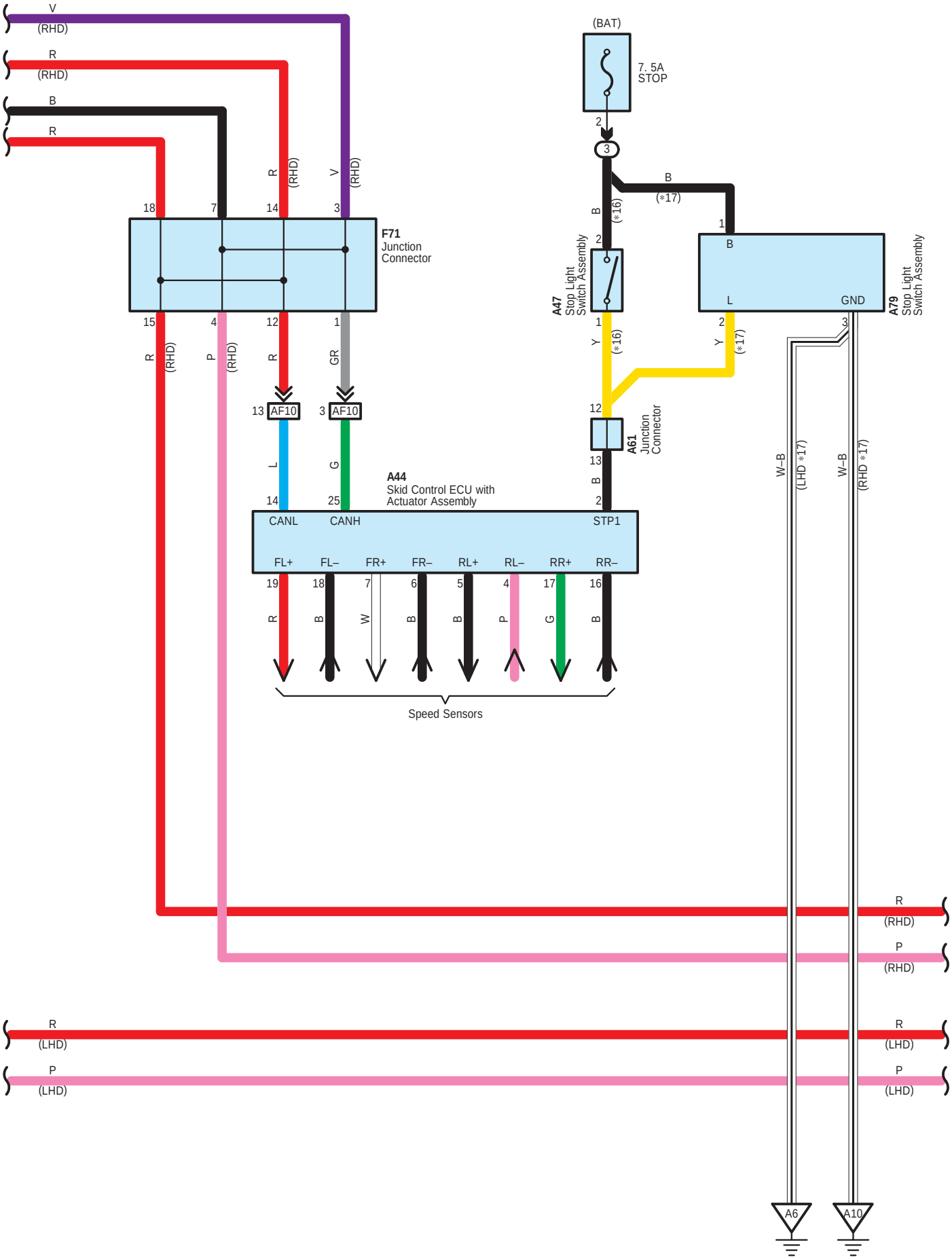
V
(RHD)
R
(RHD)
B
R
18
7
14
3
R
(RHD)
V
(RHD)
F71
Junction
Connector
15
4
12
1
R
(RHD)
P
(RHD)
R
GR
13
AF10
3
AF10
L
G
14
25
A44
Skid Control ECU with
Actuator Assembly
CANL
CANH
STP1
FL+
FL–
FR+
FR–
RL+
RL–
RR+
RR–
19
18
7
6
5
4
17
16
R
B
W
B
B
P
G
B
Speed Sensors
(BAT)
7. 5A
STOP
2
3
B
(*16)
B
(*17)
1
2
A47
Stop Light
Switch Assembly
1
Y
(*16)
12
A61
Junction
Connector
13
B
2
B
L
GND
A79
Stop Light
Switch Assembly
2
Y
(*17)
3
W–B
(LHD *17)
W–B
(RHD *17)
R
(RHD)
P
(RHD)
R
(LHD)
P
(LHD)
R
(LHD)
P
(LHD)
A6
A10

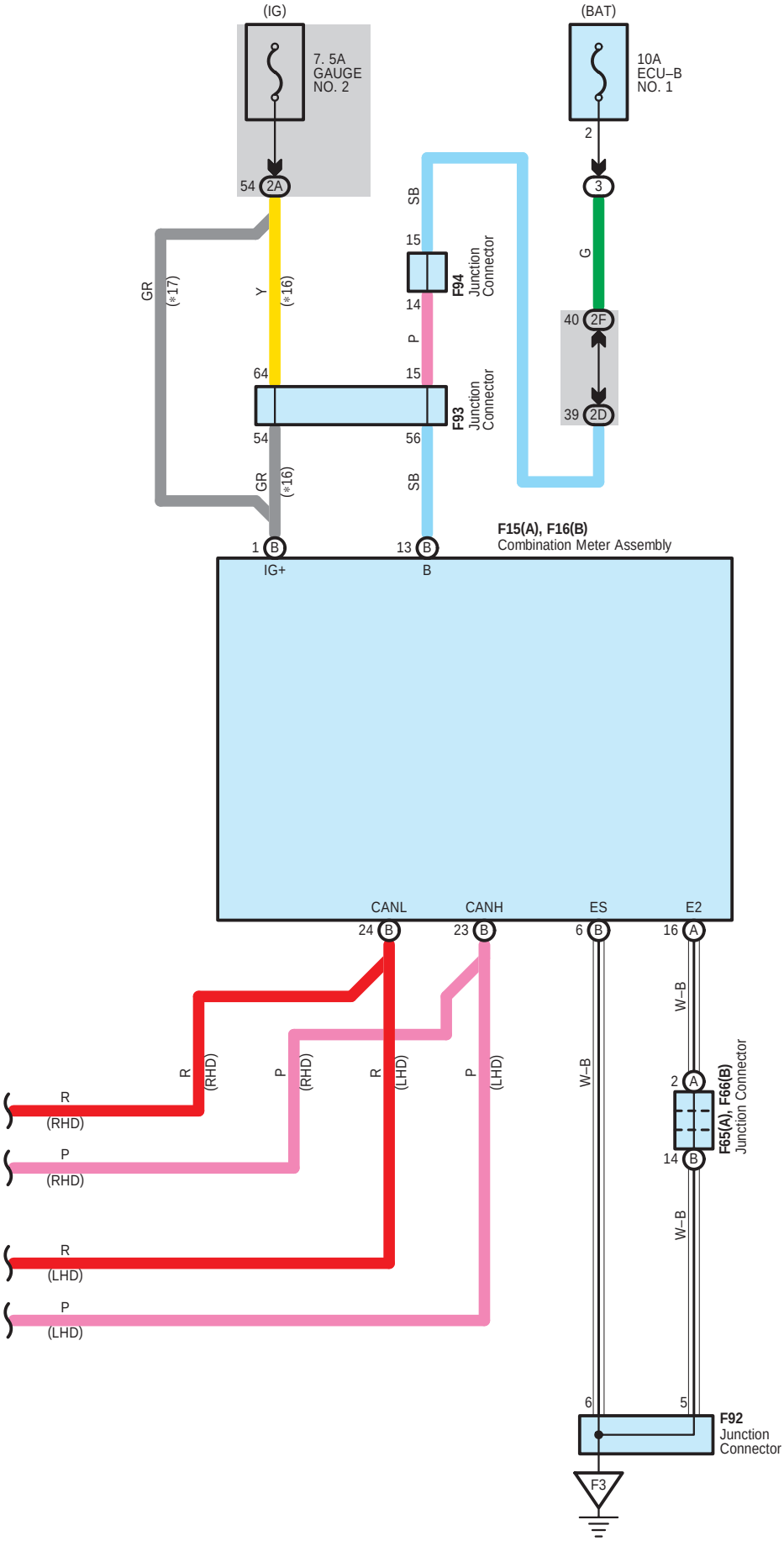

*16 : Before Mar. 2012 Production
*17 : From Mar. 2012 Production

A 10
Black

A 38
Black



A 39
Black



A 43
Black

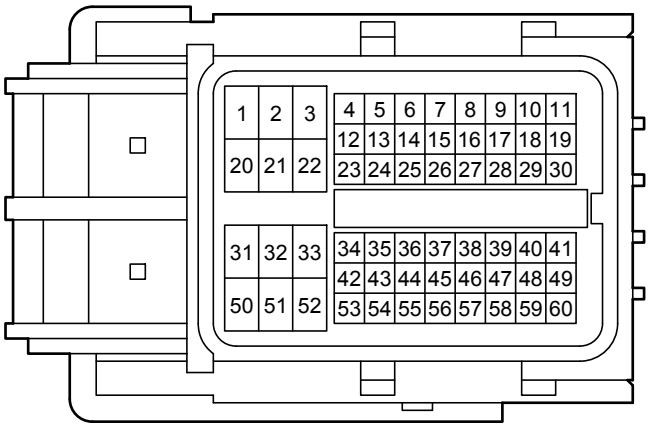

A 44
Black

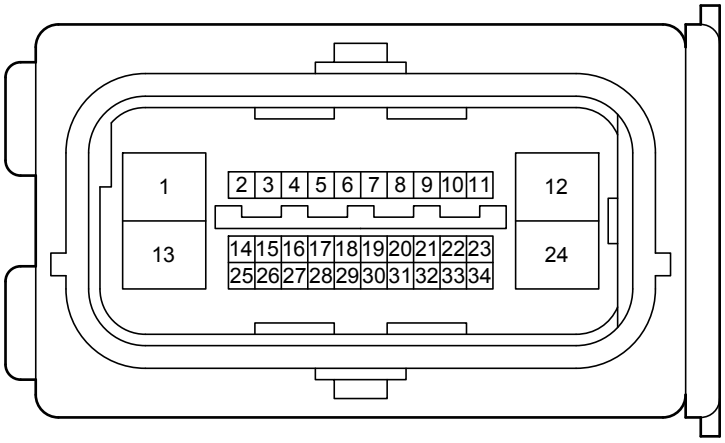

A 47
Green

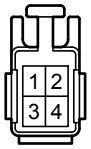

A 53
White

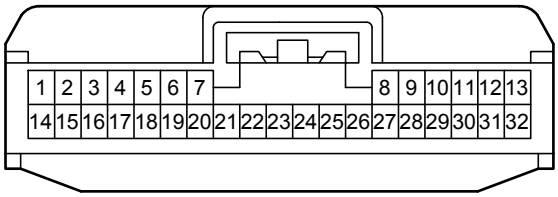

A 54
Black

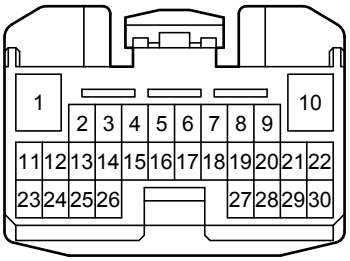

A 55
Black

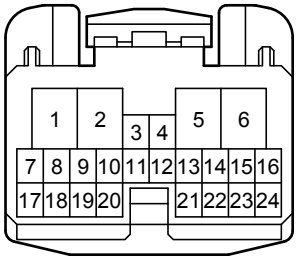

A 56
Black

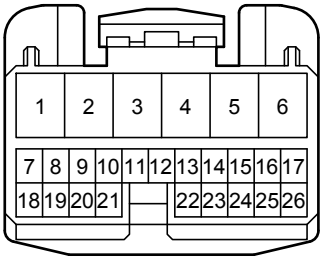

A 61
Black

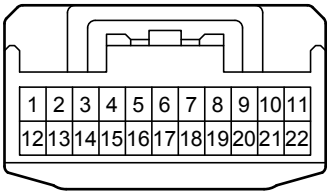

A 62
Black

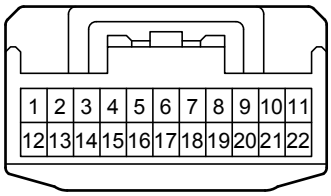

A 63
White

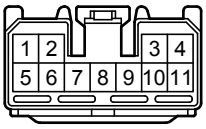

A 67
Gray

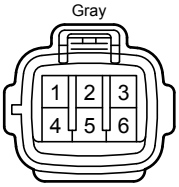

A 68
White

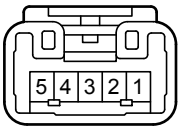

A 69
White

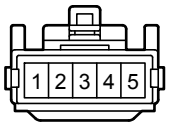

A 79
White

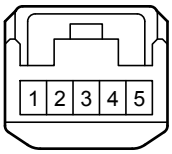

D 1
Black

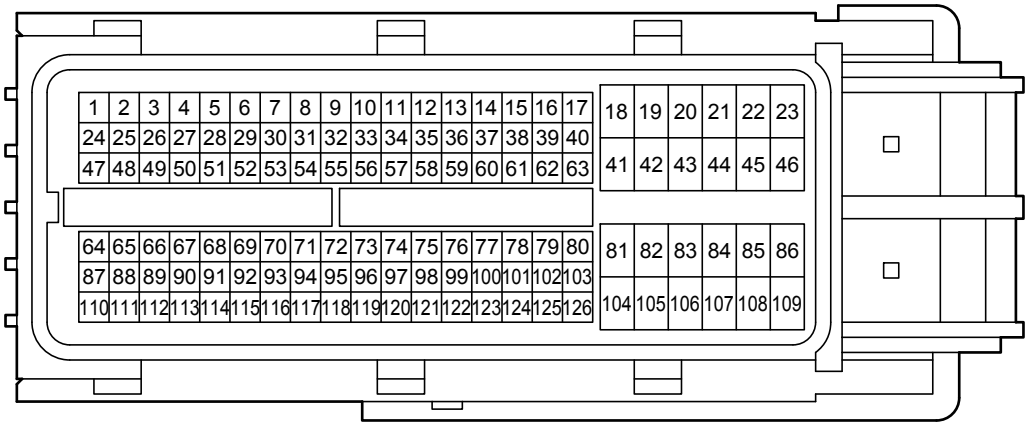

D 21
Black



F 8
Black

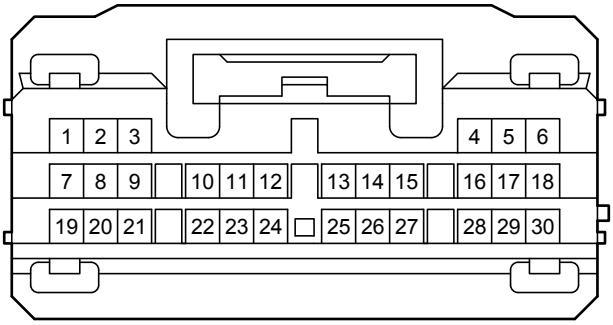

F 13
Black

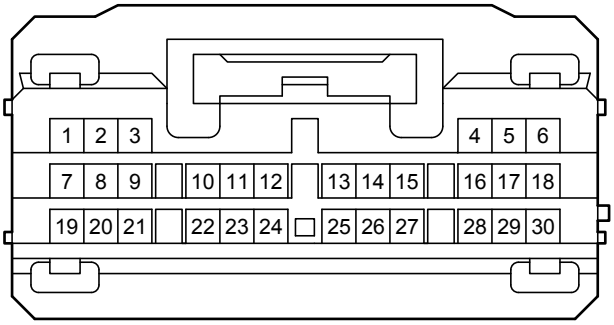

F 14
White

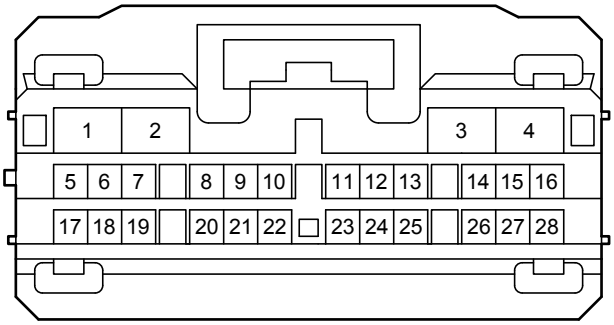

F 15
Black

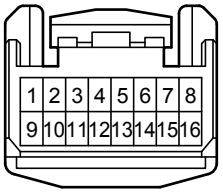

F 16
Black

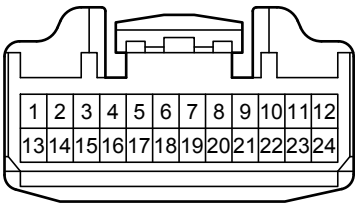

F 17
White

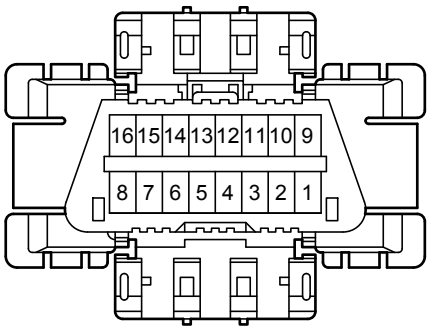

F 18
Gray

F 24
White

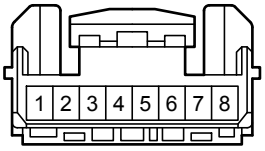

F 28
Black



F 65
White

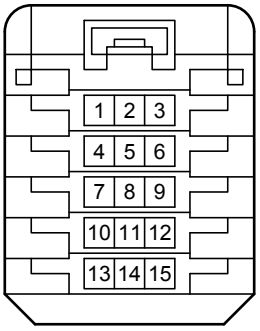

F 66
White

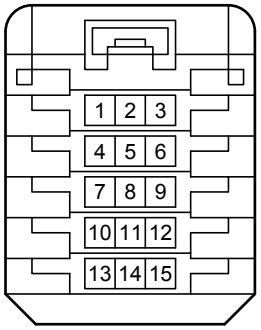

F 67
Black

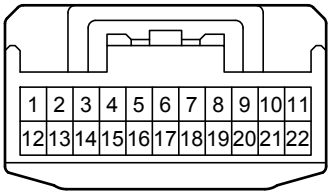

F 68
Black

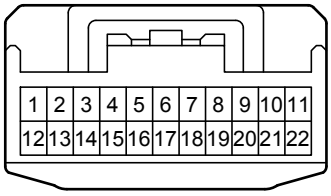

F 70
Blue

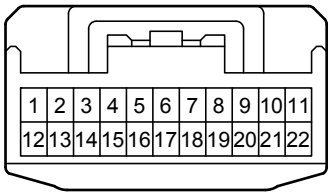

F 71
Blue

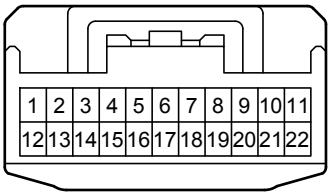

F 76
White

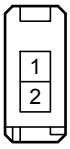

F 78
White

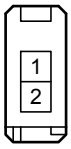

F 92
White

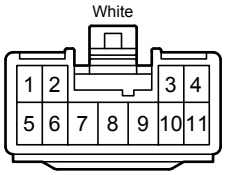

F 93
White

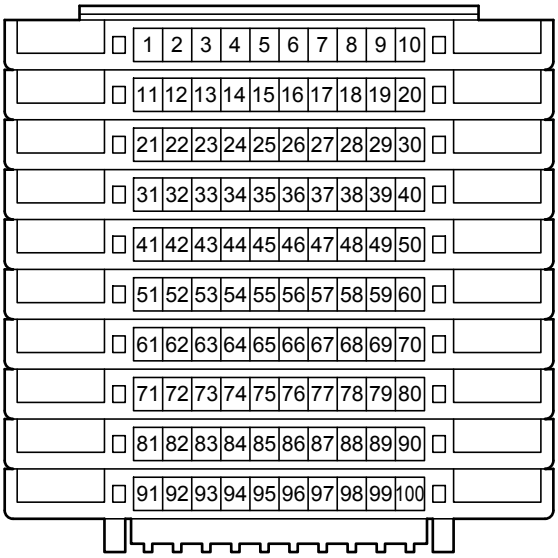

F 94
White

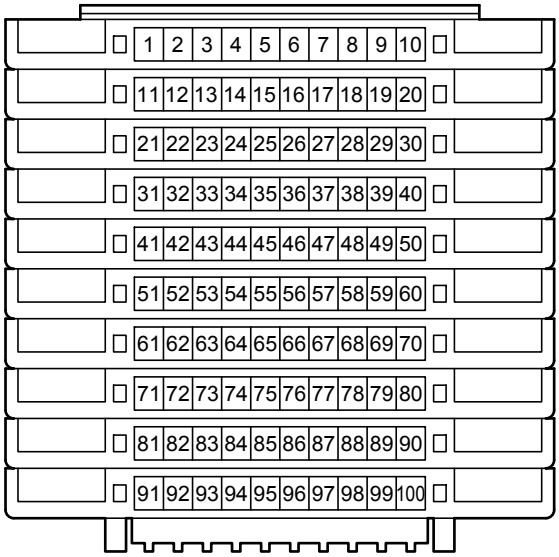

O 11
Black

O 26
White

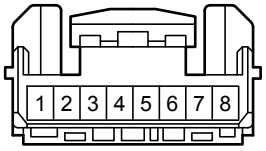

O 27
White

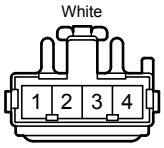

O 30
Black

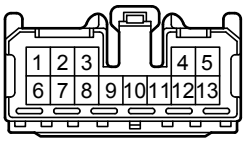

O 31
White

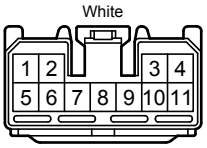

P 24
White

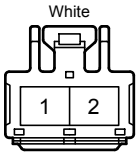

P 33
White

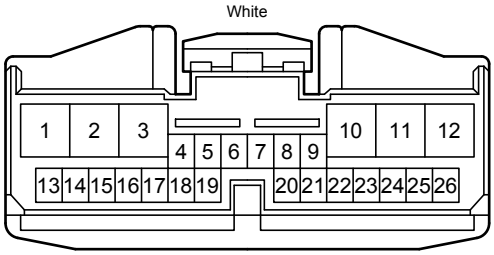

P 40
Blue

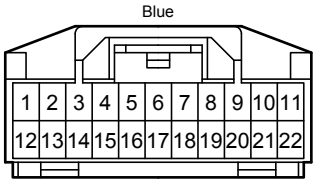

P 50
Blue

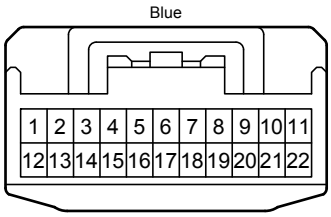

Q 1
Black

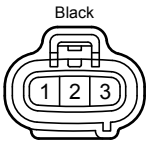

R 2
Black

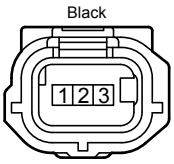

R 4
Black

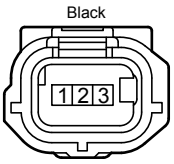

Y 9
Gray

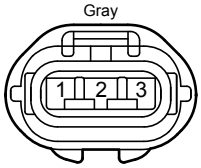

Y 10
White

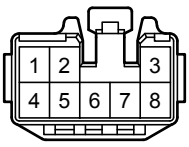

Y 23
White

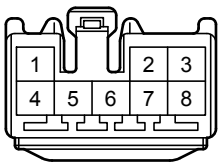

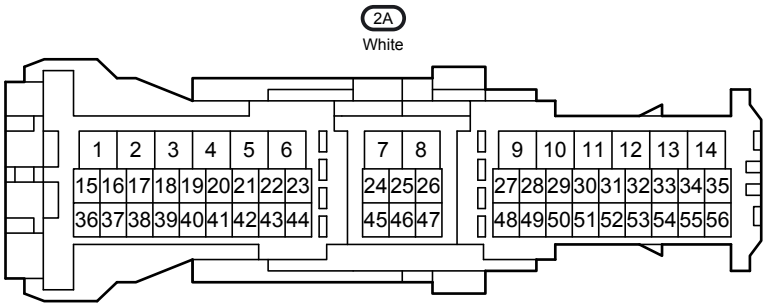
2A
White
1 2 3 4 5 6 7 8 9 10 11 12 13 14
15 16 17 18 19 20 21 22 23 24 25 26 27 28 29 30 31 32 33 34 35
36 37 38 39 40 41 42 43 44 45 46 47 48 49 50 51 52 53 54 55 56

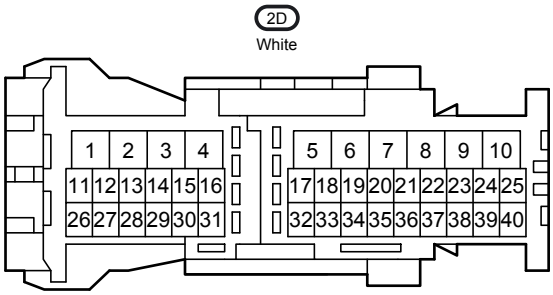
2D
White
1 2 3 4 5 6 7 8 9 10
11 12 13 14 15 16 17 18 19 20 21 22 23 24 25
26 27 28 29 30 31 32 33 34 35 36 37 38 39 40

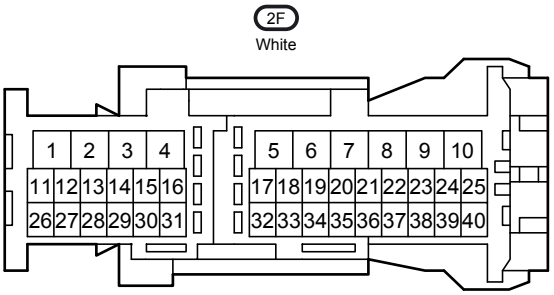
2F
White
1 2 3 4 5 6 7 8 9 10
11 12 13 14 15 16 17 18 19 20 21 22 23 24 25
26 27 28 29 30 31 32 33 34 35 36 37 38 39 40

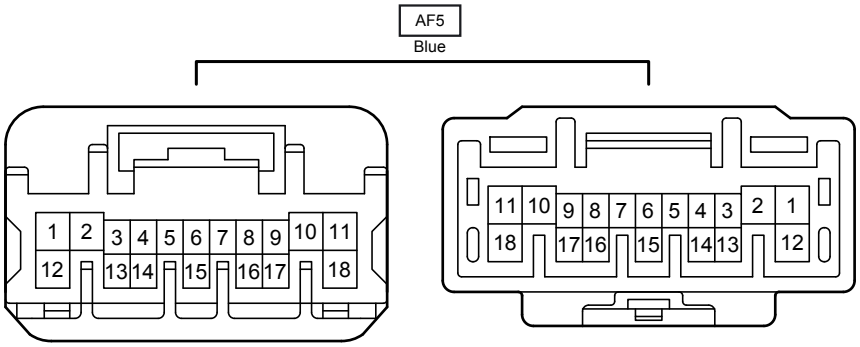
AF5
Blue
1 2 3 4 5 6 7 8 9 10 11
12 13 14 15 16 17 18
11 10 9 8 7 6 5 4 3 2 1
18 17 16 15 14 13 12

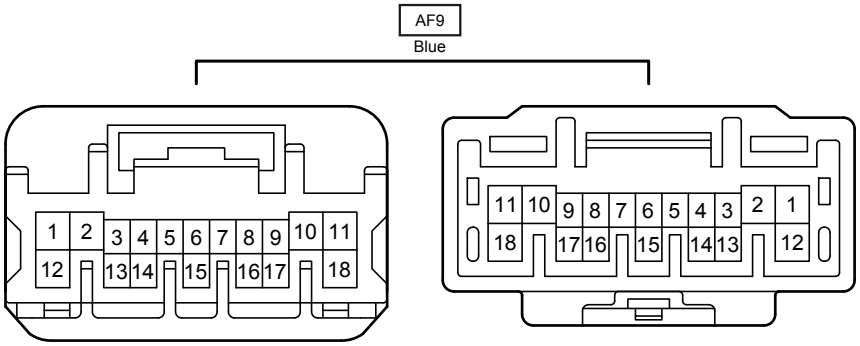
AF9
Blue
1 2 3 4 5 6 7 8 9 10 11
12 13 14 15 16 17 18
11 10 9 8 7 6 5 4 3 2 1
18 17 16 15 14 13 12

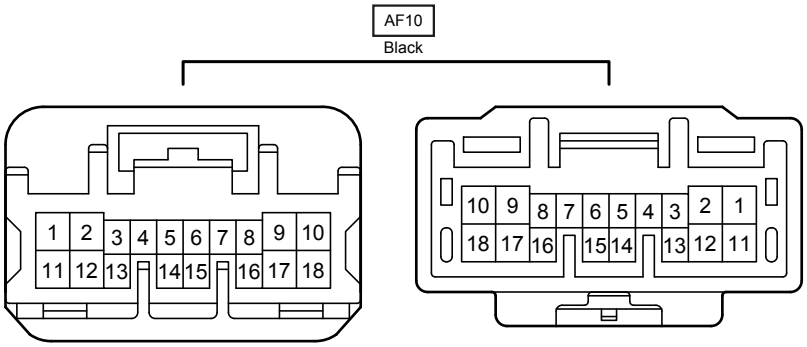
AF10
Black
1 2 3 4 5 6 7 8 9 10
11 12 13 14 15 16 17 18
10 9 8 7 6 5 4 3 2 1
18 17 16 15 14 13 12 11

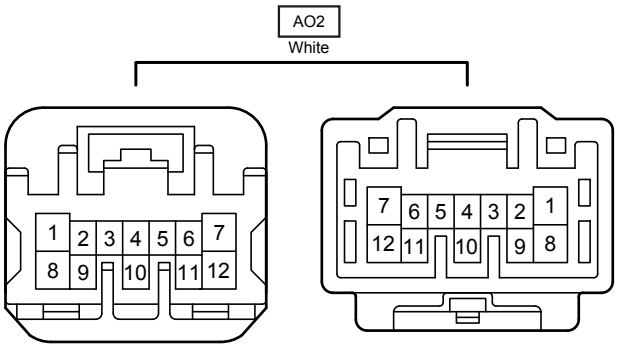
AO2
White
1 2 3 4 5 6 7
8 9 10 11 12
7 6 5 4 3 2 1
12 11 10 9 8

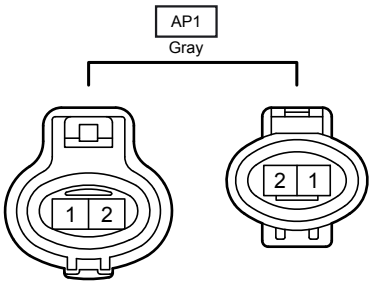
AP1
Gray
1 2
2 1

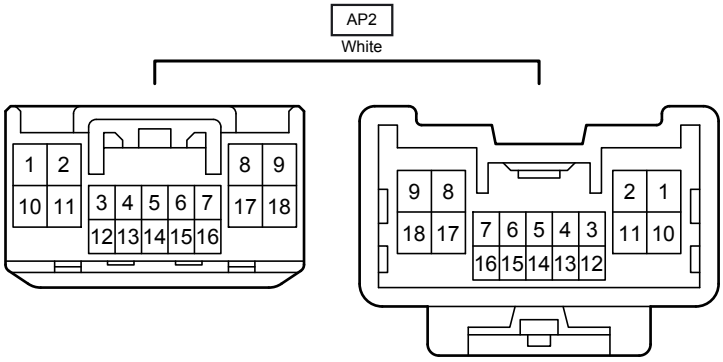
AP2
White
1 2
10 11
3 4 5 6 7
12 13 14 15 16
8 9
17 18
9 8
18 17
7 6 5 4 3
16 15 14 13 12
2 1
11 10

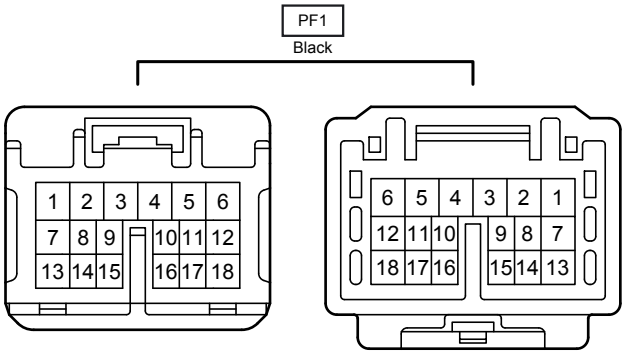
PF1
Black
1 2 3 4 5 6
7 8 9 10 11 12
13 14 15 16 17 18
6 5 4 3 2 1
12 11 10 9 8 7
18 17 16 15 14 13

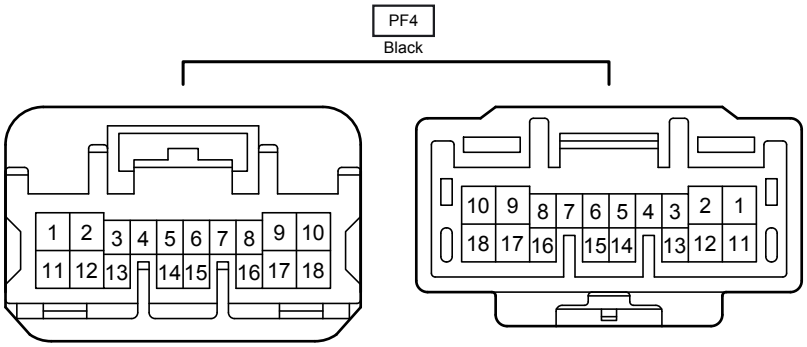
PF4
Black
1 2 3 4 5 6 7 8 9 10
11 12 13 14 15 16 17 18
10 9 8 7 6 5 4 3 2 1
18 17 16 15 14 13 12 11

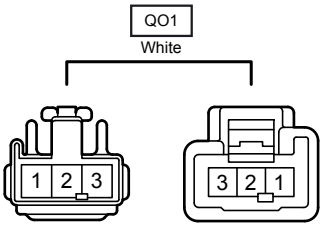
QO1
White
1 2 3
3 2 1

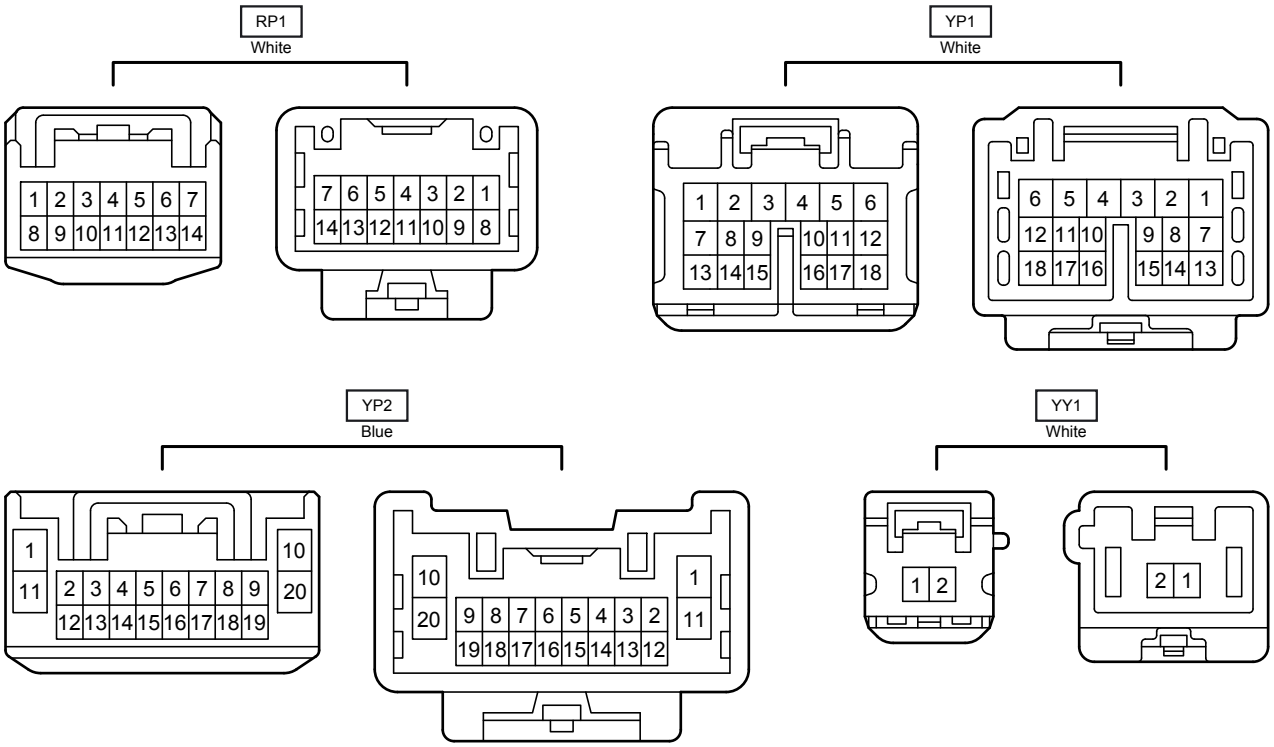
RP1
White
1 2 3 4 5 6 7
8 9 10 11 12 13 14
7 6 5 4 3 2 1
14 13 12 11 10 9 8
YP1
White
1 2 3 4 5 6
7 8 9 10 11 12
13 14 15 16 17 18
6 5 4 3 2 1
12 11 10 9 8 7
18 17 16 15 14 13
YP2
Blue
1 10
11 2 3 4 5 6 7 8 9 20
12 13 14 15 16 17 18 19
10 1
20 9 8 7 6 5 4 3 2 11
19 18 17 16 15 14 13 12
YY1
White
1 2
2 1