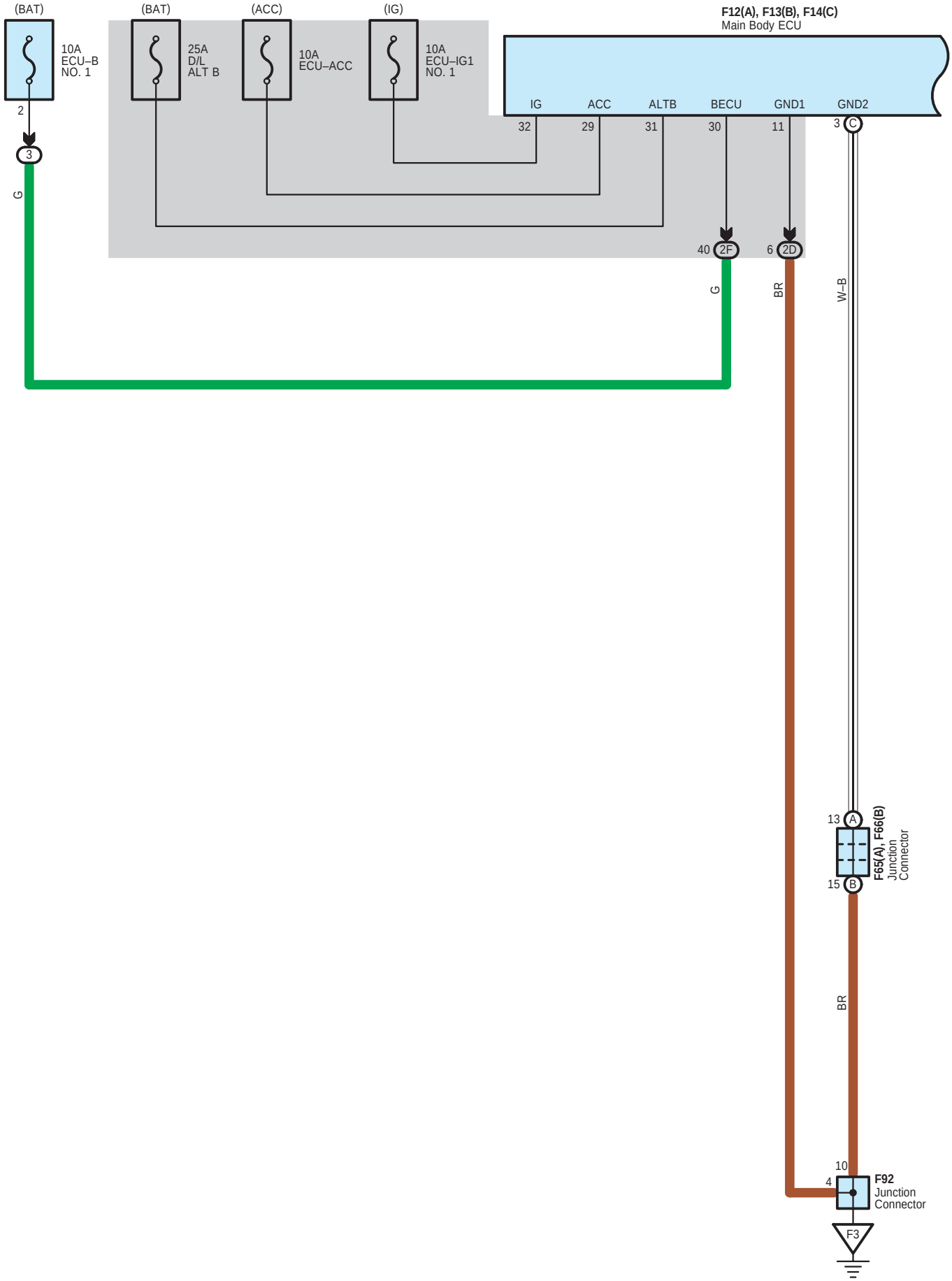
(BAT)
10A
ECU–B
NO. 1
2
3
G
(BAT)
25A
D/L
ALT B
(ACC)
10A
ECU–ACC
(IG)
10A
ECU–IG1
NO. 1
F12(A), F13(B), F14(C)
Main Body ECU
IG
ACC
ALTB
BECU
GND1
GND2
32
29
31
30
11
3
C
40
2F
6
2D
G
BR
W–B
13
A
15
B
F65(A), F66(B)
Junction
Connector
BR
10
4
F92
Junction
Connector
F3

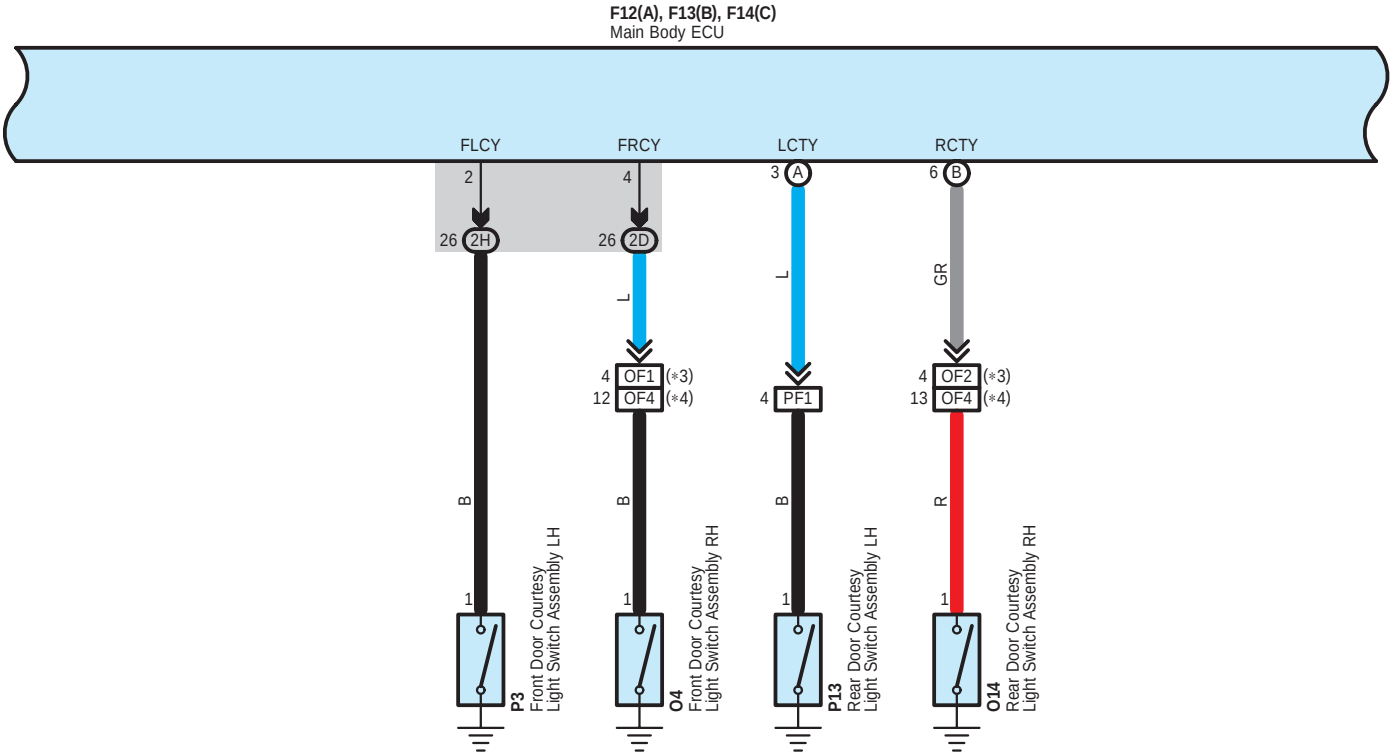

* 3 : Before Mar. 2012 Production
* 4 : From Mar. 2012 Production

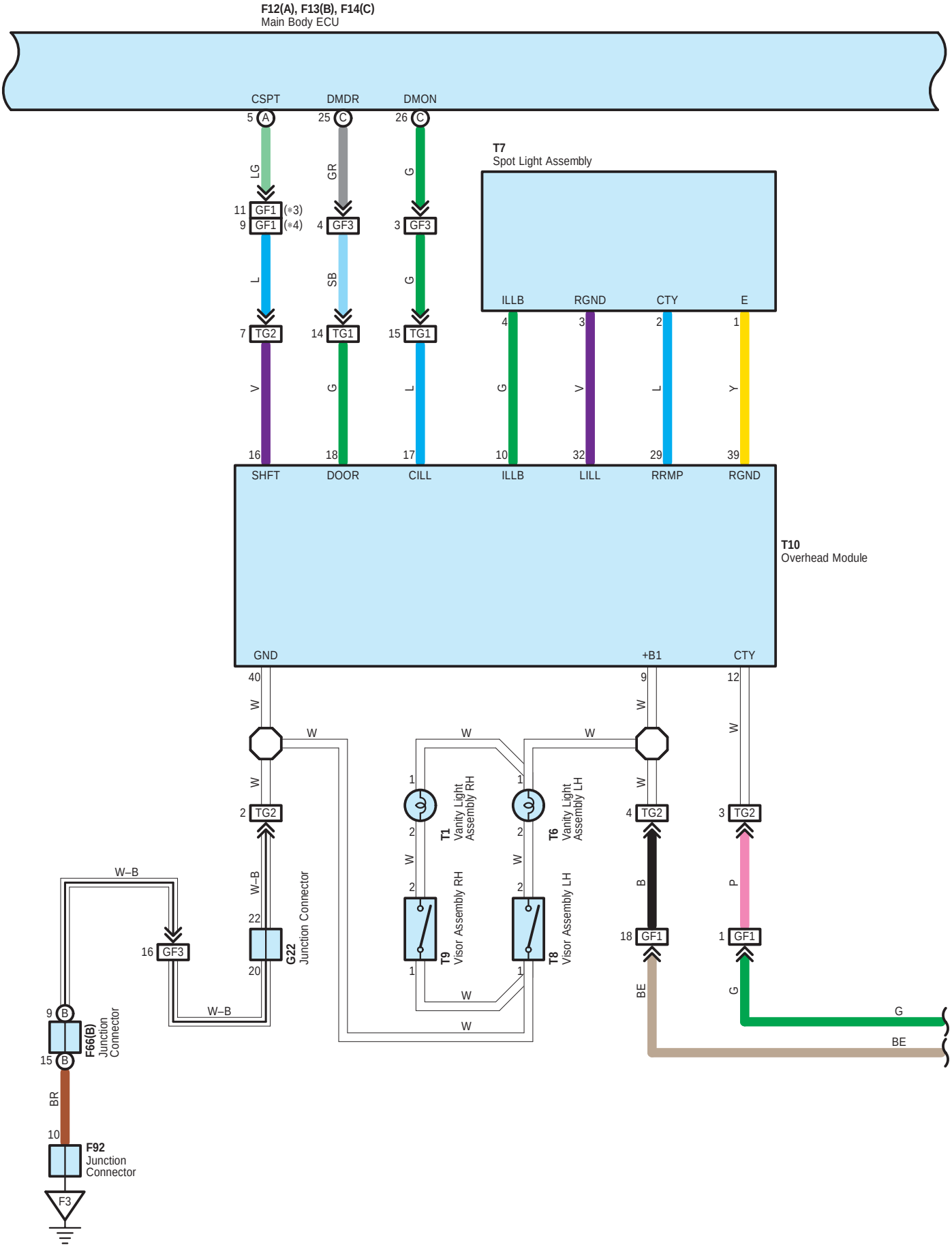
F12(A), F13(B), F14(C)
Main Body ECU
CSPT
DMDR
DMON
5 A
25 C
26 C
LG
GR
G
11 GF1 (*3)
9 GF1 (*4)
4 GF3
3 GF3
L
SB
G
7 TG2
14 TG1
15 TG1
V
G
L
16
18
17
T7
Spot Light Assembly
ILLB
RGND
CTY
E
4
3
2
1
G
V
L
Y
10
32
29
39
SHFT
DOOR
CILL
ILLB
LILL
RRMP
RGND
T10
Overhead Module
GND
+B1
CTY
40
9
12
W
2 TG2
4 TG2
3 TG2
T1
Vanity Light
Assembly RH
T6
Vanity Light
Assembly LH
T9
Visor Assembly RH
T8
Visor Assembly LH
W–B
16 GF3
22
20
G22
Junction Connector
18 GF1
1 GF1
B
P
BE
G
9 B
15 B
F66(B)
Junction
Connector
BR
10
F92
Junction
Connector
F3

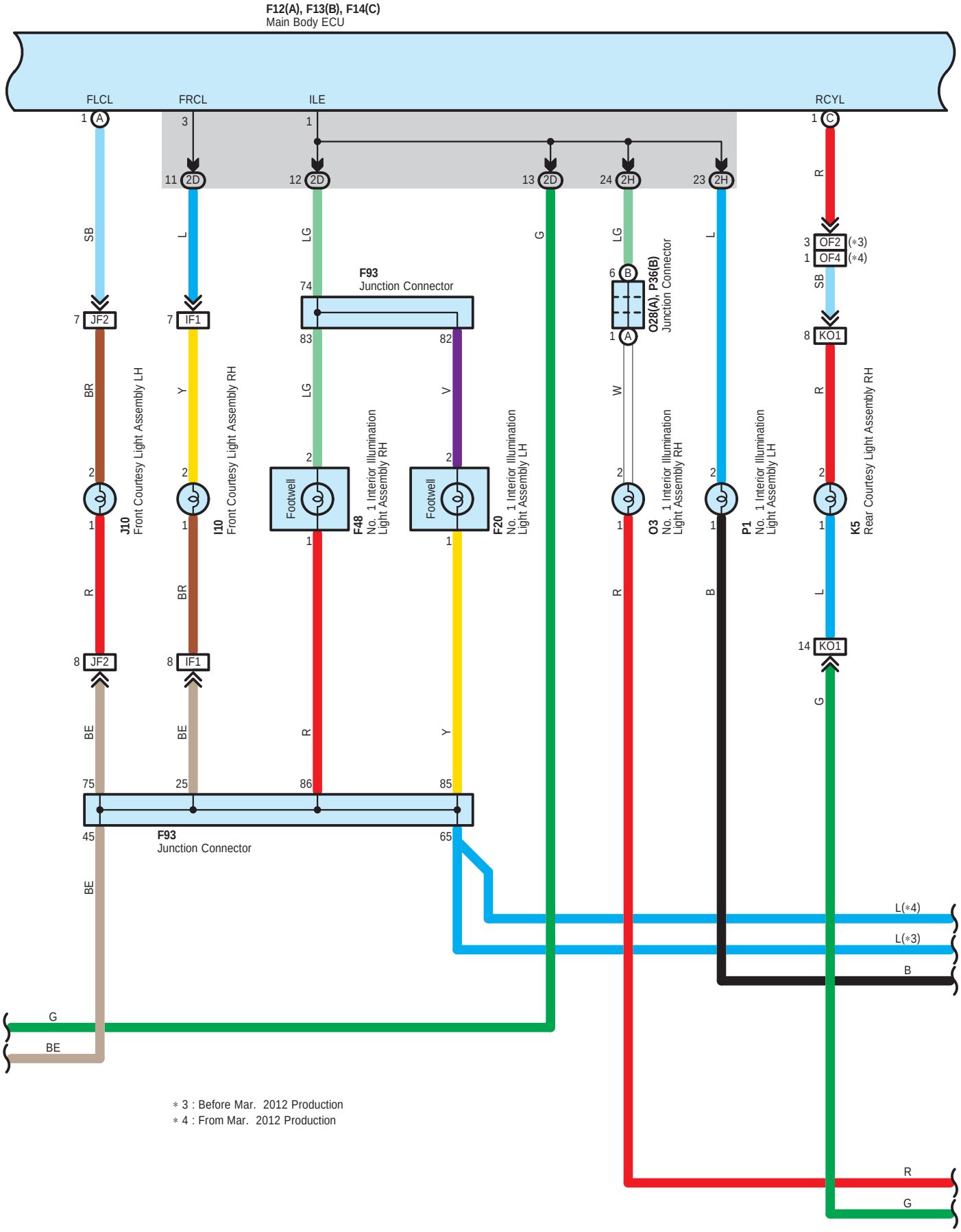
F12(A), F13(B), F14(C)
Main Body ECU
FLCL
FRCL
ILE
RCYL
F93
Junction Connector
O28(A), P36(B)
Junction Connector
J10
Front Courtesy Light Assembly LH
I10
Front Courtesy Light Assembly RH
F48
No. 1 Interior Illumination Light Assembly RH
F20
No. 1 Interior Illumination Light Assembly LH
O3
No. 1 Interior Illumination Light Assembly RH
P1
No. 1 Interior Illumination Light Assembly LH
K5
Rear Courtesy Light Assembly RH
Footwell
OF2 (*3)
OF4 (*4)
JF2
IF1
KO1
L(*4)
L(*3)
* 3 : Before Mar. 2012 Production
* 4 : From Mar. 2012 Production

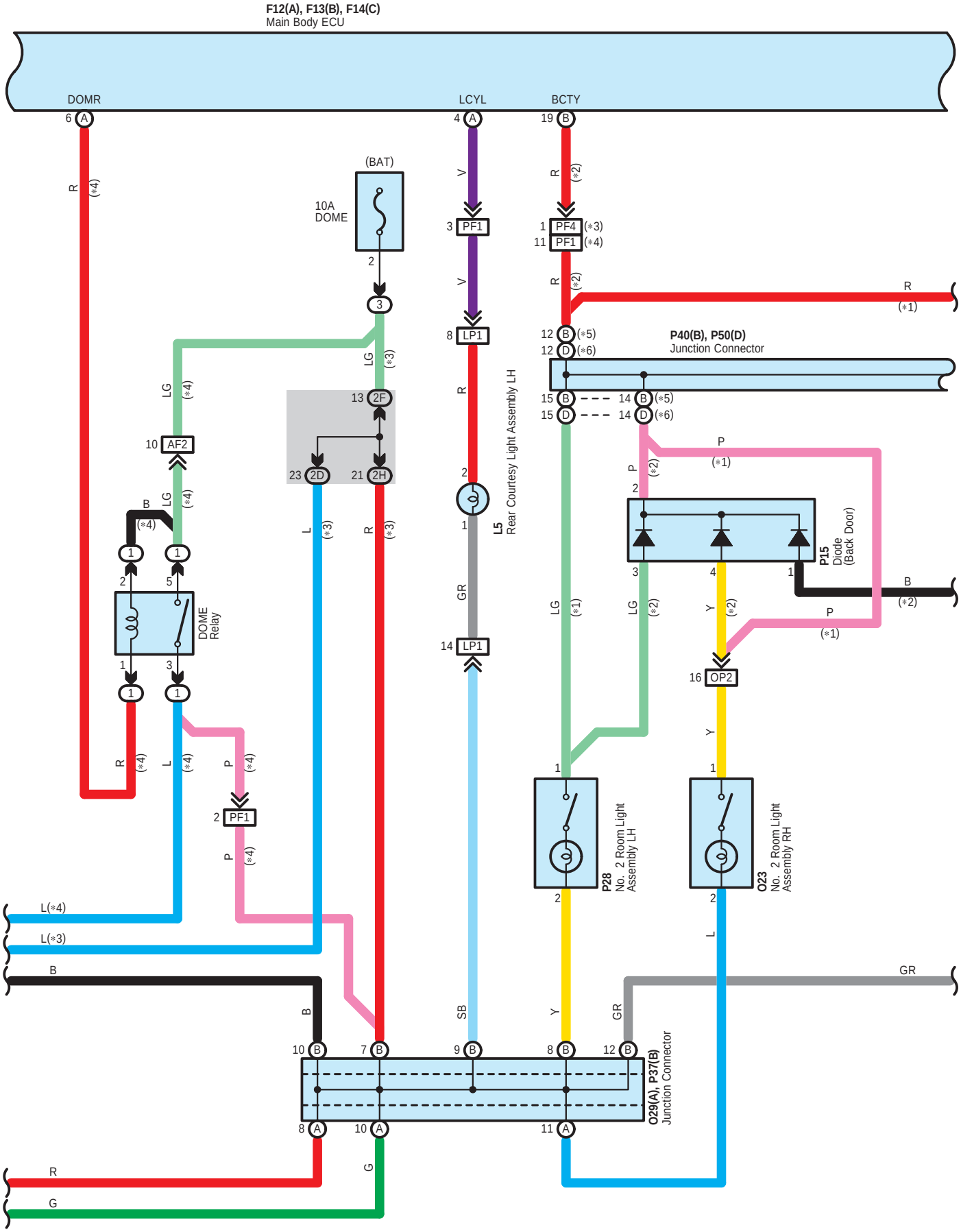
F12(A), F13(B), F14(C)
Main Body ECU
DOMR
LCYL
BCTY
(BAT)
10A
DOME
PF1
PF4
LP1
AF2
2F
2D
2H
OP2
DOME
Relay
L5
Rear Courtesy Light Assembly LH
P40(B), P50(D)
Junction Connector
P15
Diode
(Back Door)
P28
No. 2 Room Light
Assembly LH
O23
No. 2 Room Light
Assembly RH
O29(A), P37(B)
Junction Connector
L(*4)
L(*3)
B
R
G
GR

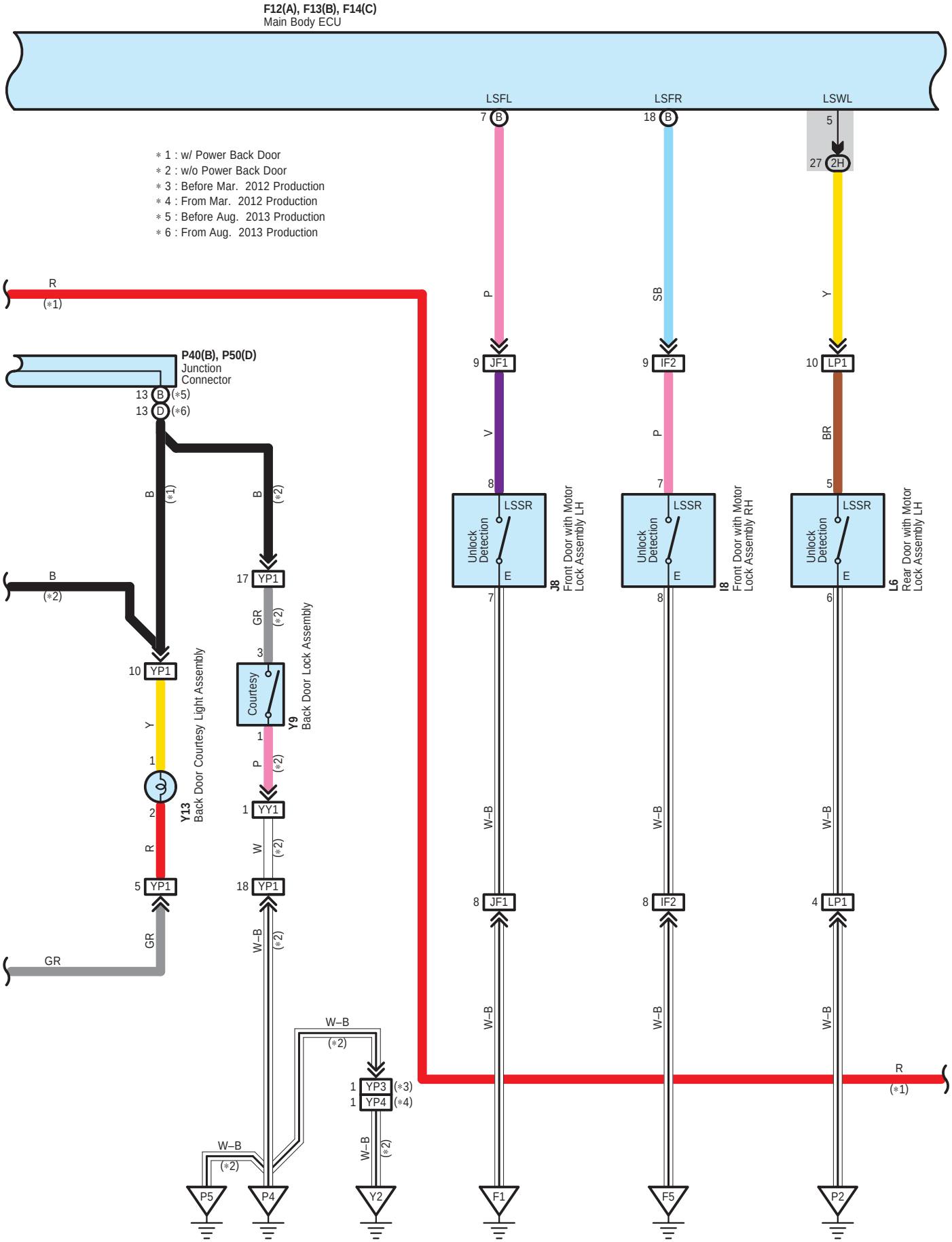
F12(A), F13(B), F14(C)
Main Body ECU
LSFL
LSFR
LSWL
7 B
18 B
5
27 2H
∗1 : w/ Power Back Door
∗2 : w/o Power Back Door
∗3 : Before Mar. 2012 Production
∗4 : From Mar. 2012 Production
∗5 : Before Aug. 2013 Production
∗6 : From Aug. 2013 Production
R (∗1)
P40(B), P50(D)
Junction Connector
13 B (∗5)
13 D (∗6)
B (∗1)
B (∗2)
B (∗2)
17 YP1
GR (∗2)
3
Courtesy
1
Y9
Back Door Lock Assembly
P (∗2)
1 YY1
W (∗2)
18 YP1
W–B (∗2)
10 YP1
Y
1
2
R
5 YP1
GR
GR
Y13
Back Door Courtesy Light Assembly
W–B (∗2)
1 YP3 (∗3)
1 YP4 (∗4)
W–B (∗2)
W–B (∗2)
P5
P4
Y2
P
9 JF1
V
8
LSSR
Unlock Detection
E
7
J8
Front Door with Motor Lock Assembly LH
W–B
8 JF1
W–B
SB
9 IF2
P
7
LSSR
Unlock Detection
E
8
I8
Front Door with Motor Lock Assembly RH
W–B
8 IF2
W–B
Y
10 LP1
BR
5
LSSR
Unlock Detection
E
6
L6
Rear Door with Motor Lock Assembly LH
W–B
4 LP1
W–B
R (∗1)
F1
F5
P2

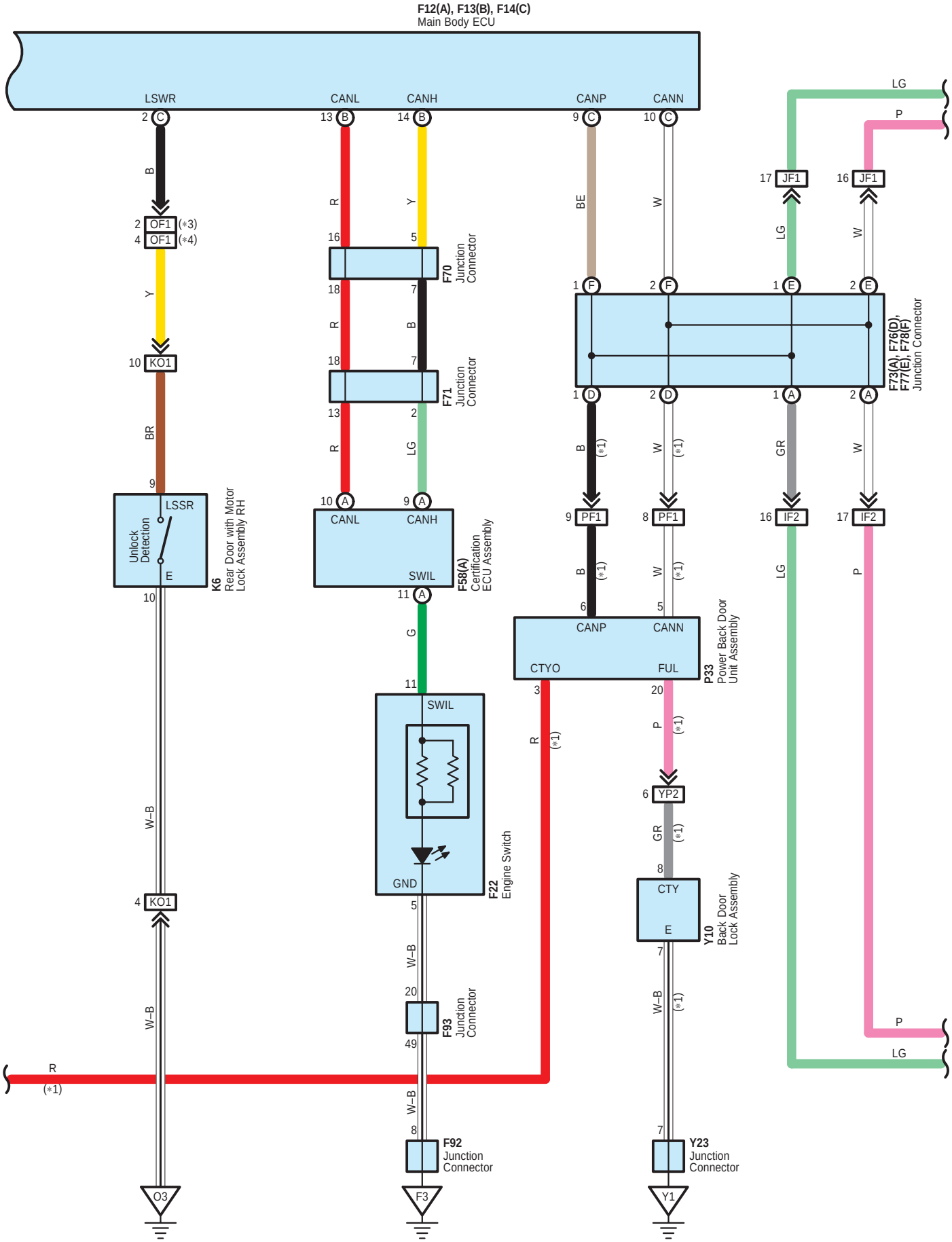
F12(A), F13(B), F14(C)
Main Body ECU
LSWR
CANL
CANH
CANP
CANN
OF1 (*3)
OF1 (*4)
KO1
F70 Junction Connector
F71 Junction Connector
JF1
F73(A), F76(D), F77(E), F78(F) Junction Connector
Unlock Detection
LSSR
K6 Rear Door with Motor Lock Assembly RH
F58(A) Certification ECU Assembly
PF1
IF2
P33 Power Back Door Unit Assembly
CTYO
FUL
YP2
CTY
Y10 Back Door Lock Assembly
SWIL
GND
F22 Engine Switch
F93 Junction Connector
F92 Junction Connector
Y23 Junction Connector
O3
F3
Y1

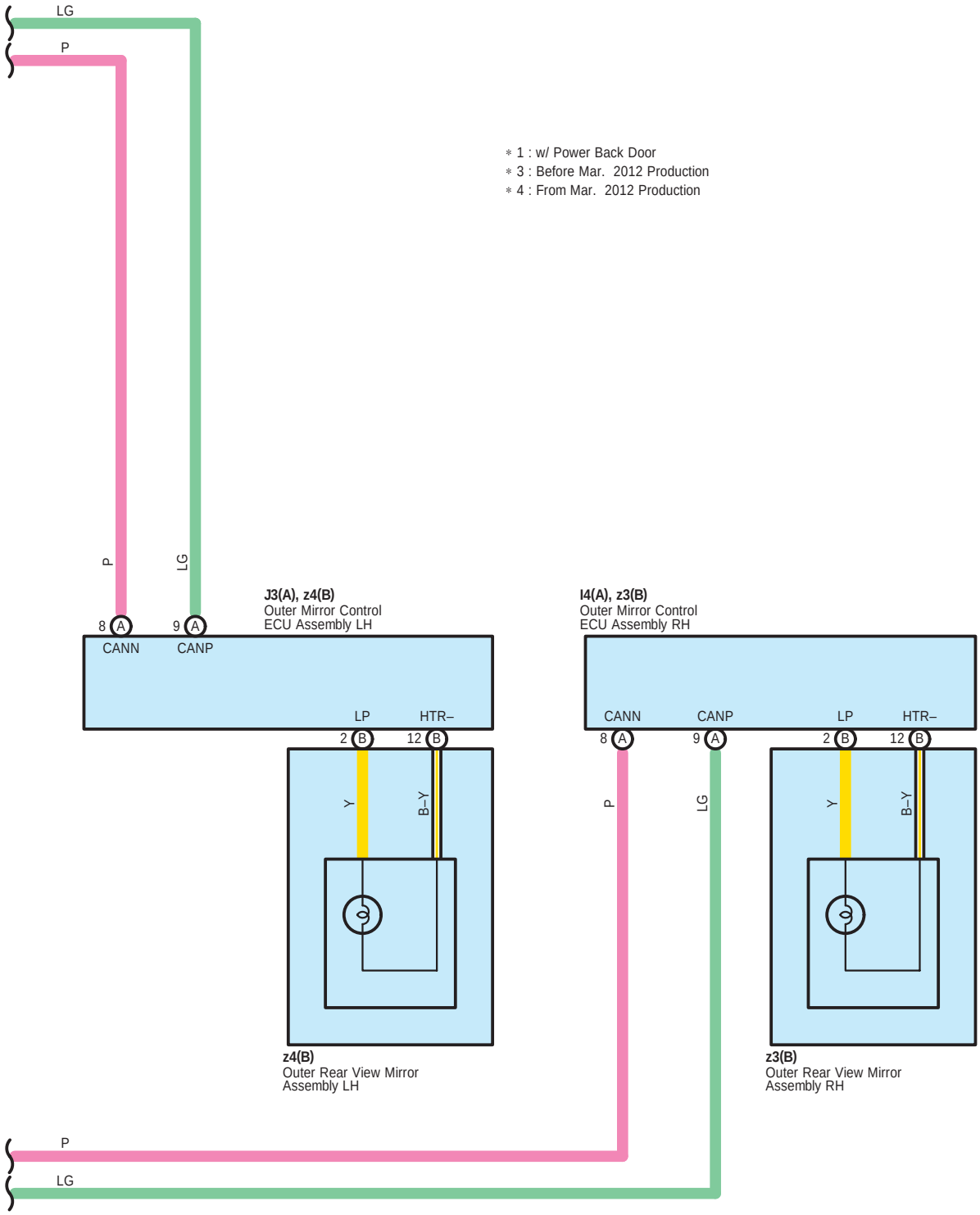
LG
P
∗ 1 : w/ Power Back Door
∗ 3 : Before Mar. 2012 Production
∗ 4 : From Mar. 2012 Production
P
LG
J3(A), z4(B)
Outer Mirror Control
ECU Assembly LH
8 A
9 A
CANN
CANP
LP
HTR–
2 B
12 B
Y
B–Y
I4(A), z3(B)
Outer Mirror Control
ECU Assembly RH
CANN
CANP
LP
HTR–
8 A
9 A
2 B
12 B
P
LG
Y
B–Y
z4(B)
Outer Rear View Mirror
Assembly LH
z3(B)
Outer Rear View Mirror
Assembly RH
P
LG

F 12
White

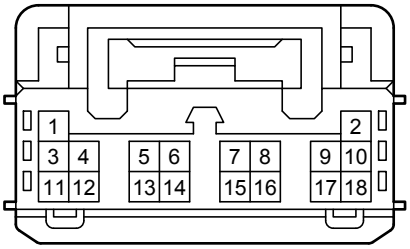

F 13
Black

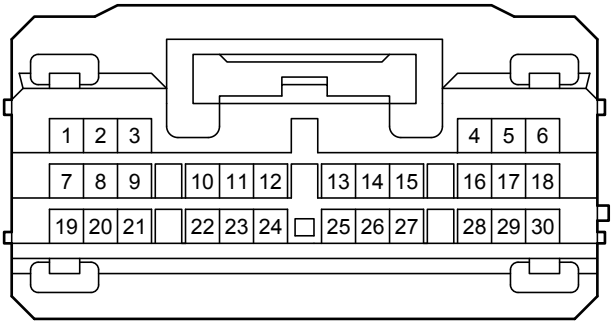

F 14
White

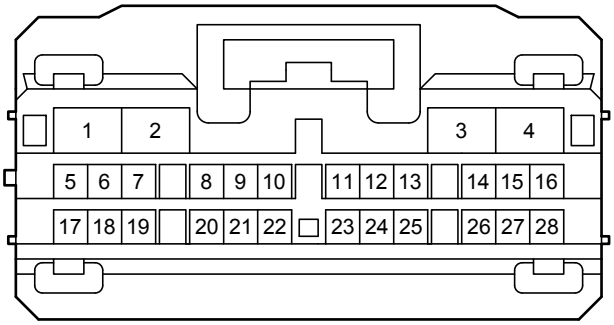

F 20
White

F 22
Black

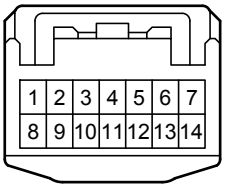

F 48
White

F 58
White

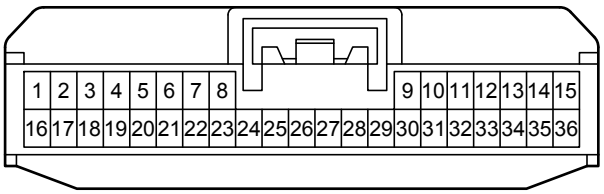

F 65
White

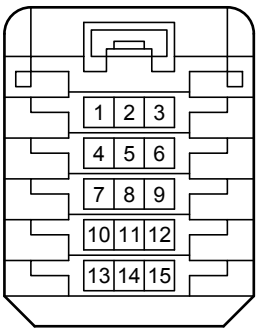

F 66
White

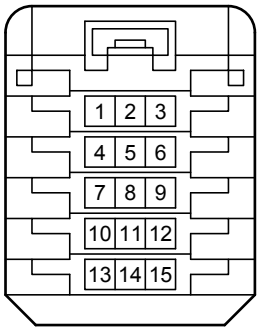

F 70
Blue

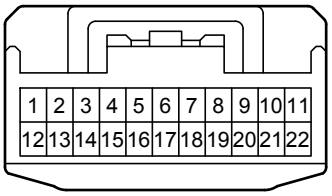

F 71
Blue

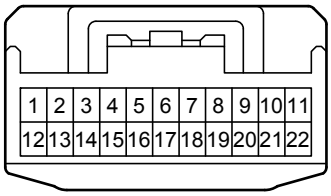

F 73
White

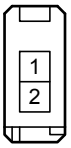

F 76
White

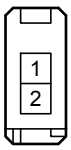

F 77
White

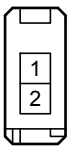

F 78
White

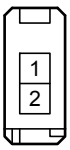

F 92
White

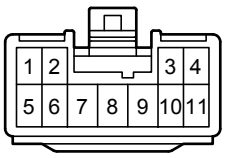

F 93
White

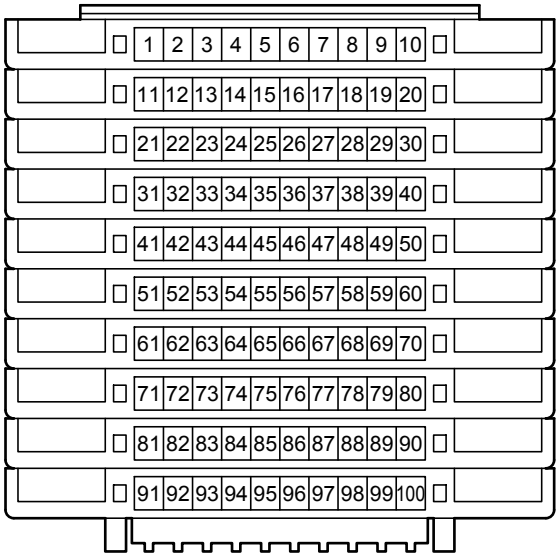

G 22
White

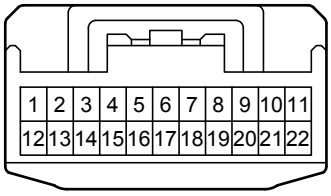

I 4
White

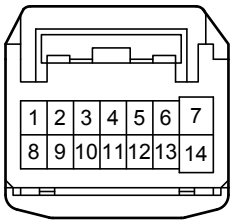

I 8
White

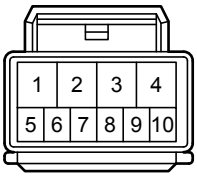

I 10
White

J 3
White

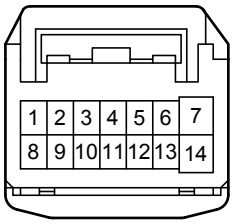

J 8
White

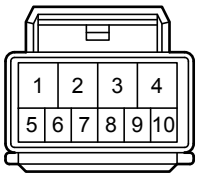

J 10
White

K 5
White

K 6
White

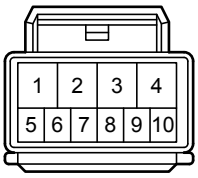

L 5
White

L 6
White

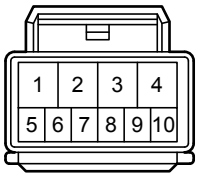

O 3
White

O 4
White

O 14
White

O 23
Gray

O 28
Black



O 29
Blue



P 1
White

P 3
White

P 13
White

P 15
Blue

P 28
Gray



P 33
White

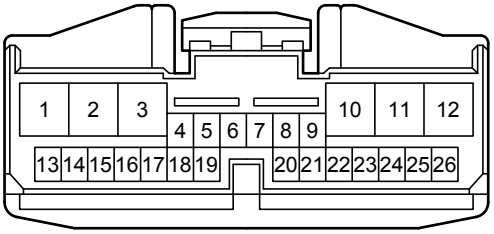

P 36
Black



P 37
Blue



P 40
Blue

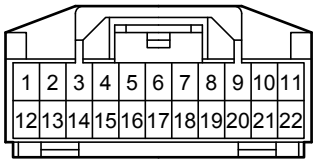

P 50
Blue

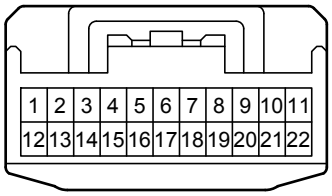

T 1
Gray

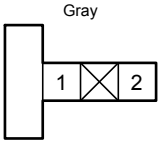

T 6
Gray

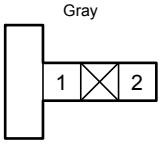

T 7
White

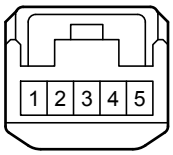

T 8
White

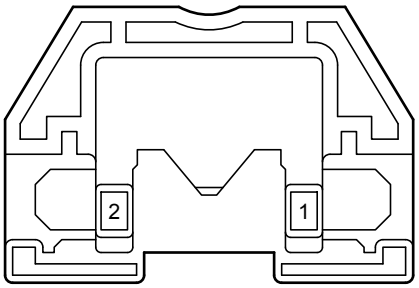

T 9
White

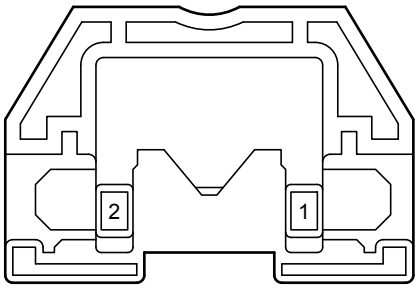

T 10
White

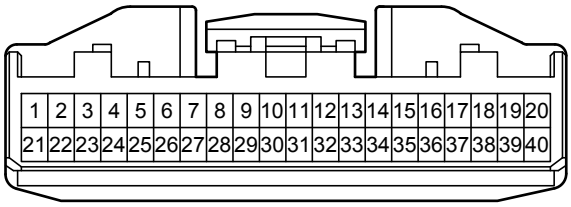

Y 9
Gray

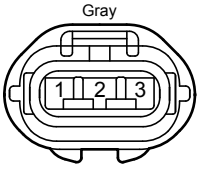

Y 10
White

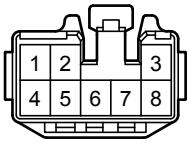

Y 13
White



Y 23
White

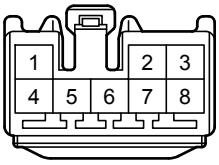

z 3
White

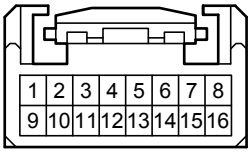

z 4
White

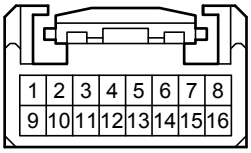

2D
White

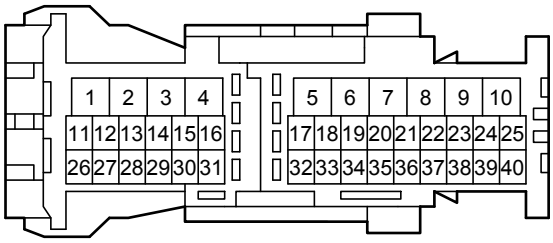

2F
White

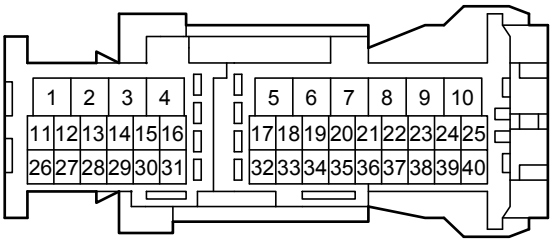

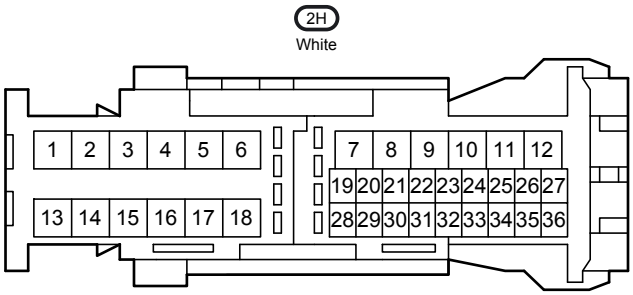
2H
White
1 2 3 4 5 6
7 8 9 10 11 12
19 20 21 22 23 24 25 26 27
13 14 15 16 17 18
28 29 30 31 32 33 34 35 36

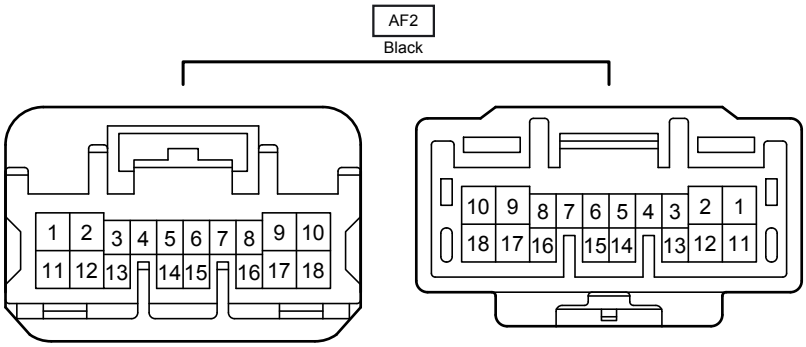
AF2
Black
1 2 3 4 5 6 7 8 9 10
11 12 13 14 15 16 17 18
10 9 8 7 6 5 4 3 2 1
18 17 16 15 14 13 12 11

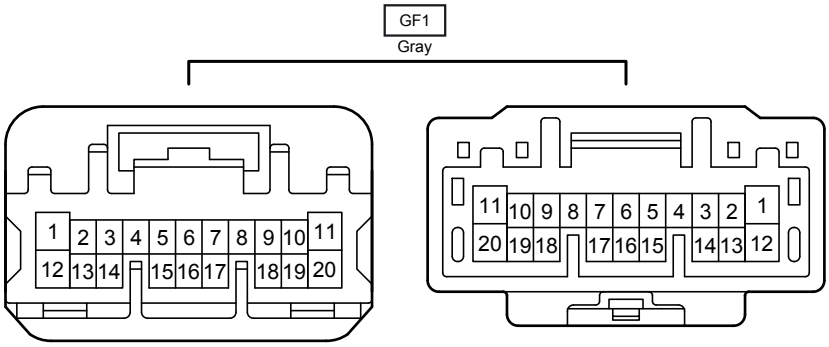
GF1
Gray
1 2 3 4 5 6 7 8 9 10 11
12 13 14 15 16 17 18 19 20
11 10 9 8 7 6 5 4 3 2 1
20 19 18 17 16 15 14 13 12

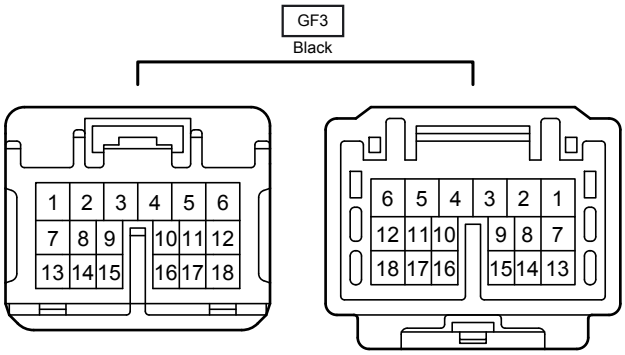
GF3
Black
1 2 3 4 5 6
7 8 9 10 11 12
13 14 15 16 17 18
6 5 4 3 2 1
12 11 10 9 8 7
18 17 16 15 14 13

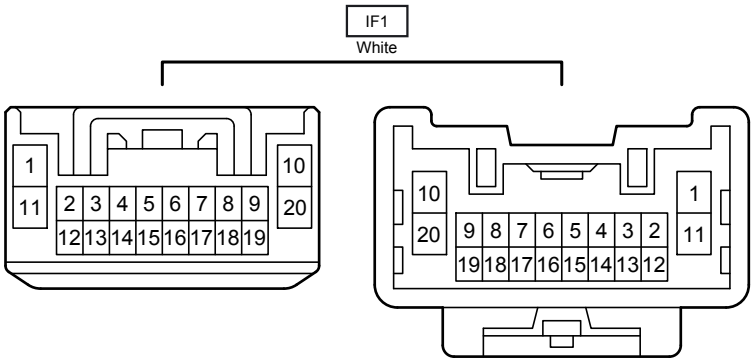
IF1
White
1 10
11 2 3 4 5 6 7 8 9 20
12 13 14 15 16 17 18 19
10 1
20 9 8 7 6 5 4 3 2 11
19 18 17 16 15 14 13 12

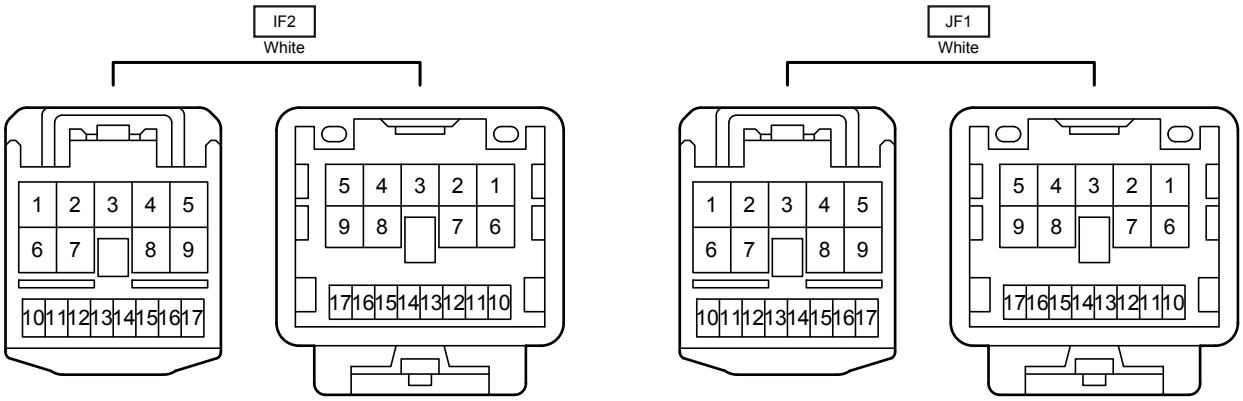
IF2
White
1 2 3 4 5
6 7 8 9
10 11 12 13 14 15 16 17
5 4 3 2 1
9 8 7 6
17 16 15 14 13 12 11 10
JF1
White
1 2 3 4 5
6 7 8 9
10 11 12 13 14 15 16 17
5 4 3 2 1
9 8 7 6
17 16 15 14 13 12 11 10

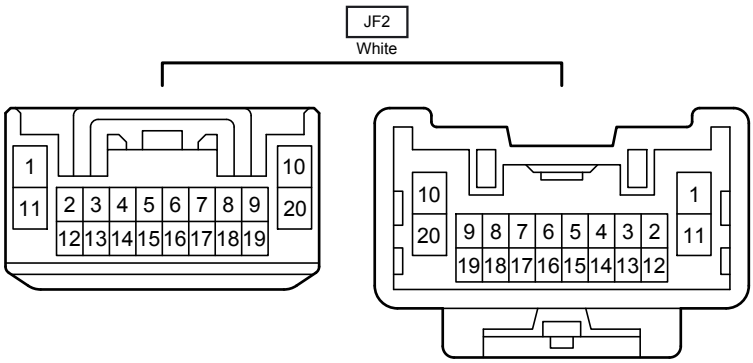
JF2
White
1
11
2 3 4 5 6 7 8 9
12 13 14 15 16 17 18 19
10
20
10
20
9 8 7 6 5 4 3 2
19 18 17 16 15 14 13 12
1
11

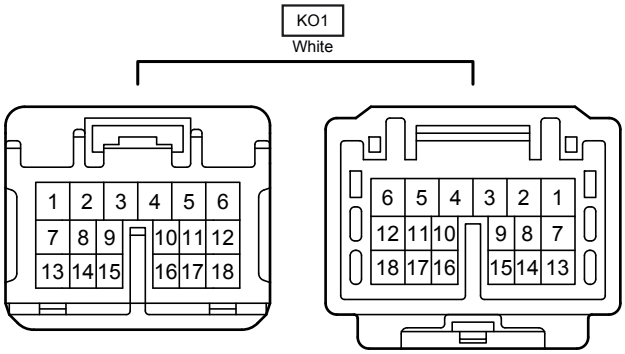
KO1
White
1 2 3 4 5 6
7 8 9 10 11 12
13 14 15 16 17 18
6 5 4 3 2 1
12 11 10 9 8 7
18 17 16 15 14 13

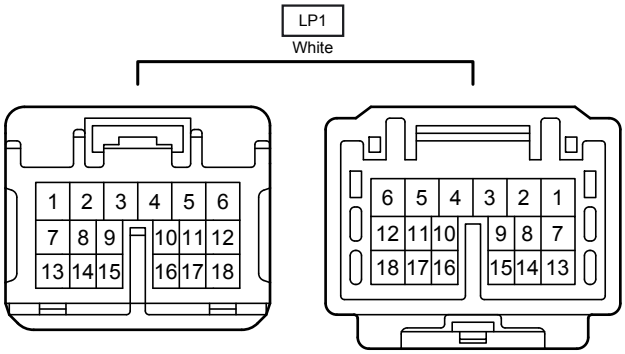
LP1
White
1 2 3 4 5 6
7 8 9 10 11 12
13 14 15 16 17 18
6 5 4 3 2 1
12 11 10 9 8 7
18 17 16 15 14 13

OF1
White

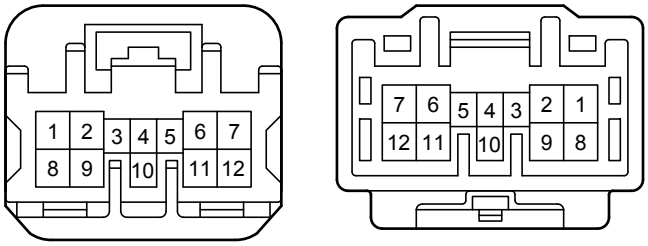

OF2
Black

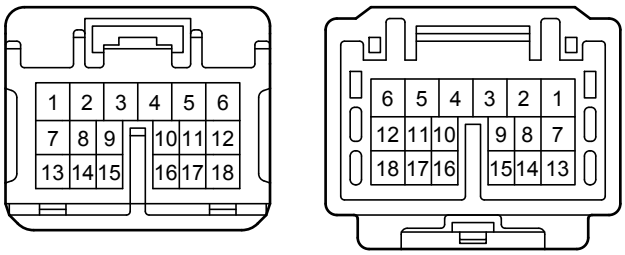

OF4
Blue

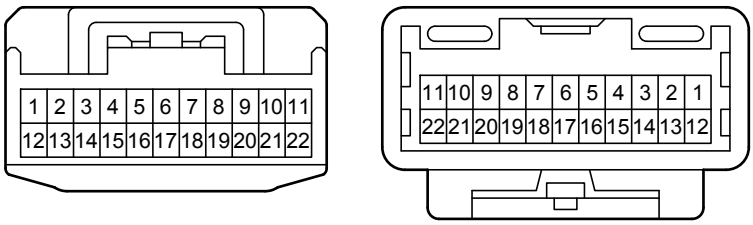

OP2
White

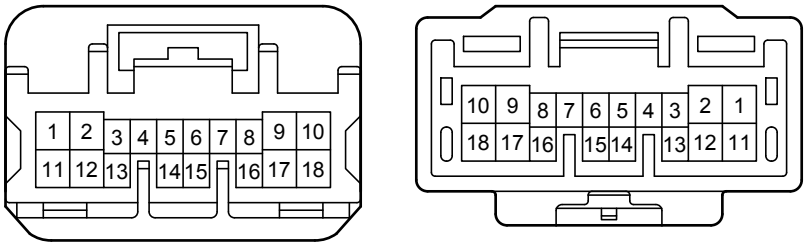

PF1
Black

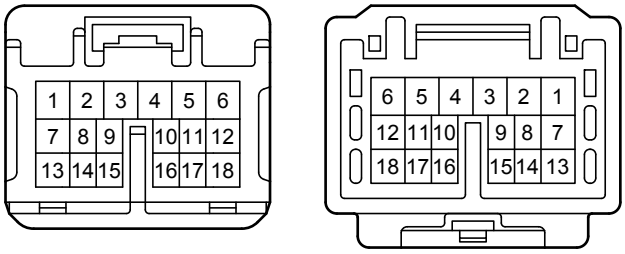

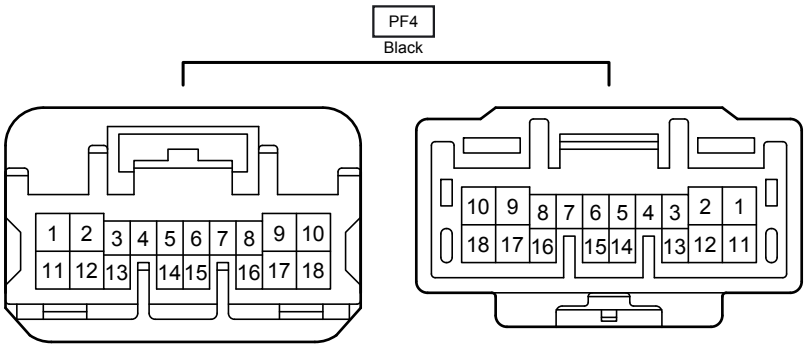
PF4
Black
1 2 3 4 5 6 7 8 9 10
11 12 13 14 15 16 17 18
10 9 8 7 6 5 4 3 2 1
18 17 16 15 14 13 12 11

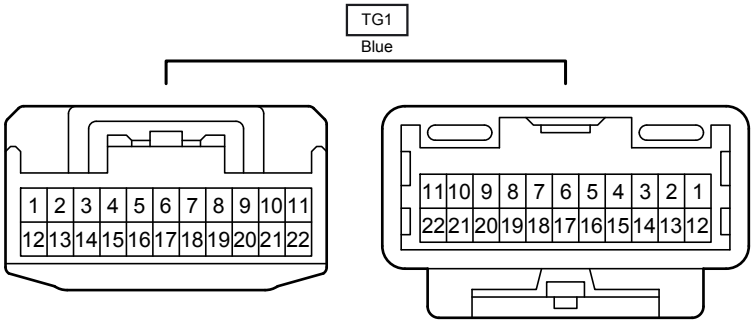
TG1
Blue
1 2 3 4 5 6 7 8 9 10 11
12 13 14 15 16 17 18 19 20 21 22
11 10 9 8 7 6 5 4 3 2 1
22 21 20 19 18 17 16 15 14 13 12

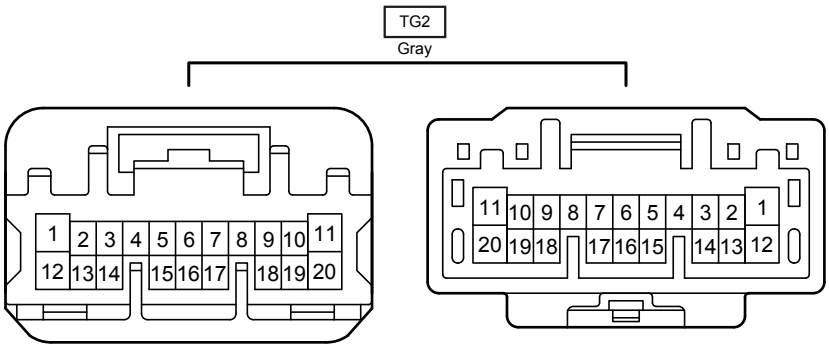
TG2
Gray
1 2 3 4 5 6 7 8 9 10 11
12 13 14 15 16 17 18 19 20
11 10 9 8 7 6 5 4 3 2 1
20 19 18 17 16 15 14 13 12

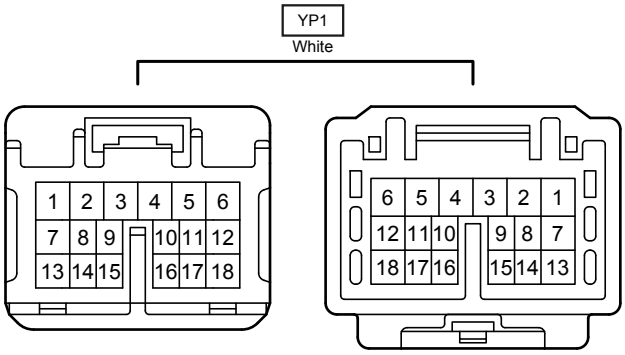
YP1
White
1 2 3 4 5 6
7 8 9 10 11 12
13 14 15 16 17 18
6 5 4 3 2 1
12 11 10 9 8 7
18 17 16 15 14 13

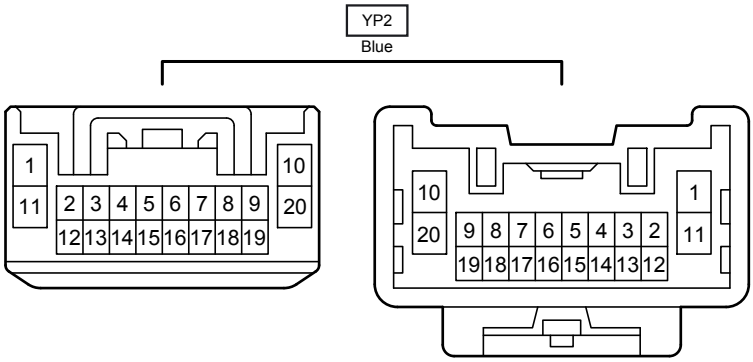
YP2
Blue
1 10
11 2 3 4 5 6 7 8 9 20
12 13 14 15 16 17 18 19
10 1
20 9 8 7 6 5 4 3 2 11
19 18 17 16 15 14 13 12

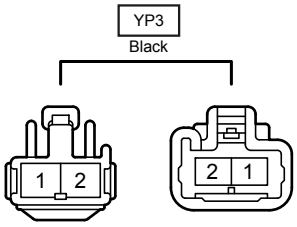
YP3
Black
1 2
2 1

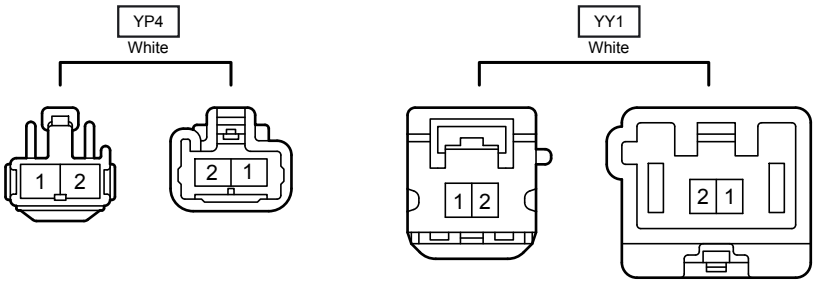
YP4
White
1
2
2
1
YY1
White
1
2
2
1