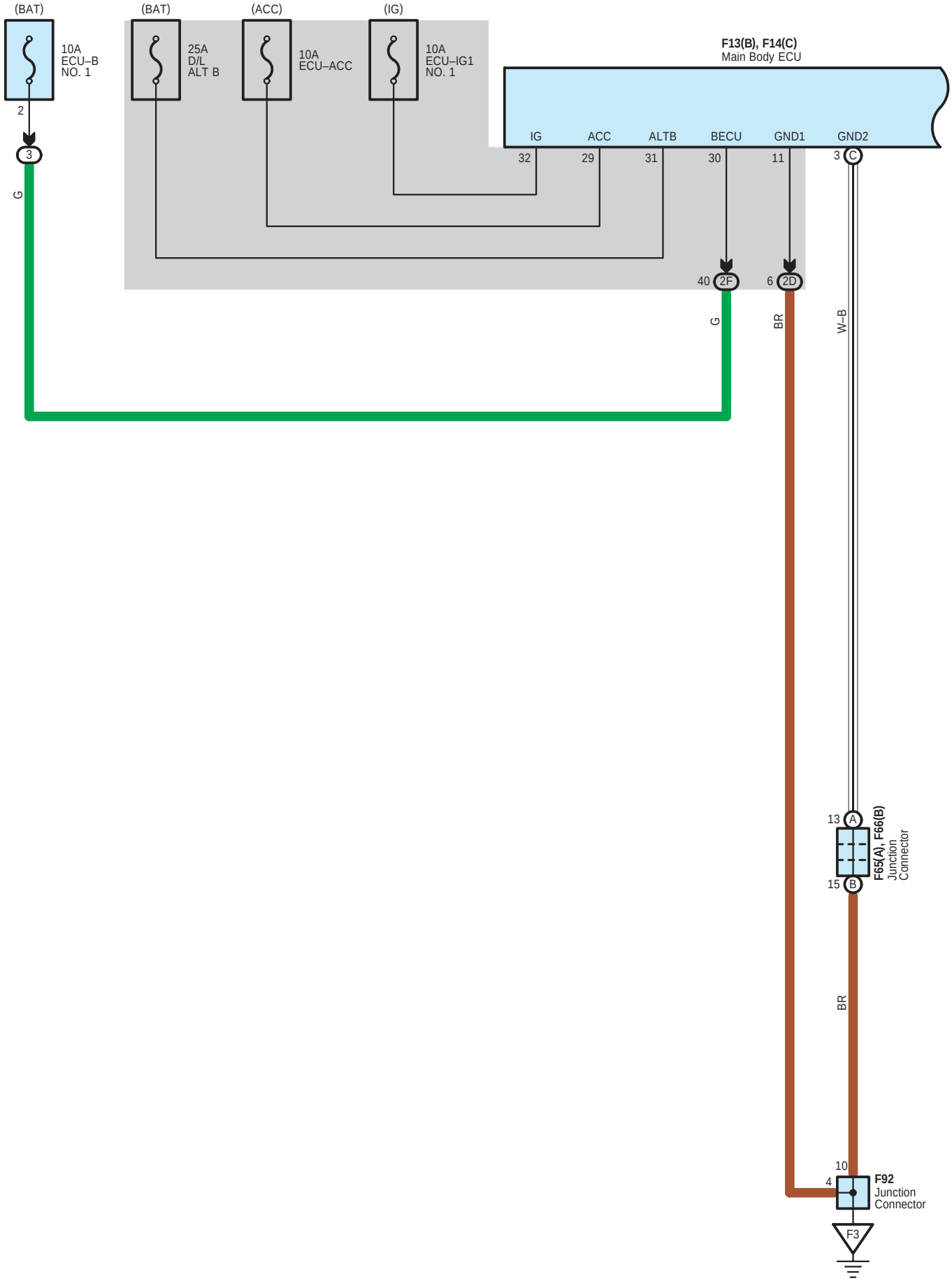
(BAT)
10A
ECU–B
NO. 1
2
3
G
(BAT)
25A
D/L
ALT B
(ACC)
10A
ECU–ACC
(IG)
10A
ECU–IG1
NO. 1
F13(B), F14(C)
Main Body ECU
IG
ACC
ALTB
BECU
GND1
GND2
32
29
31
30
11
3
C
40
2F
6
2D
G
BR
W–B
13
A
15
B
F65(A), F66(B)
Junction
Connector
BR
10
4
F92
Junction
Connector
F3

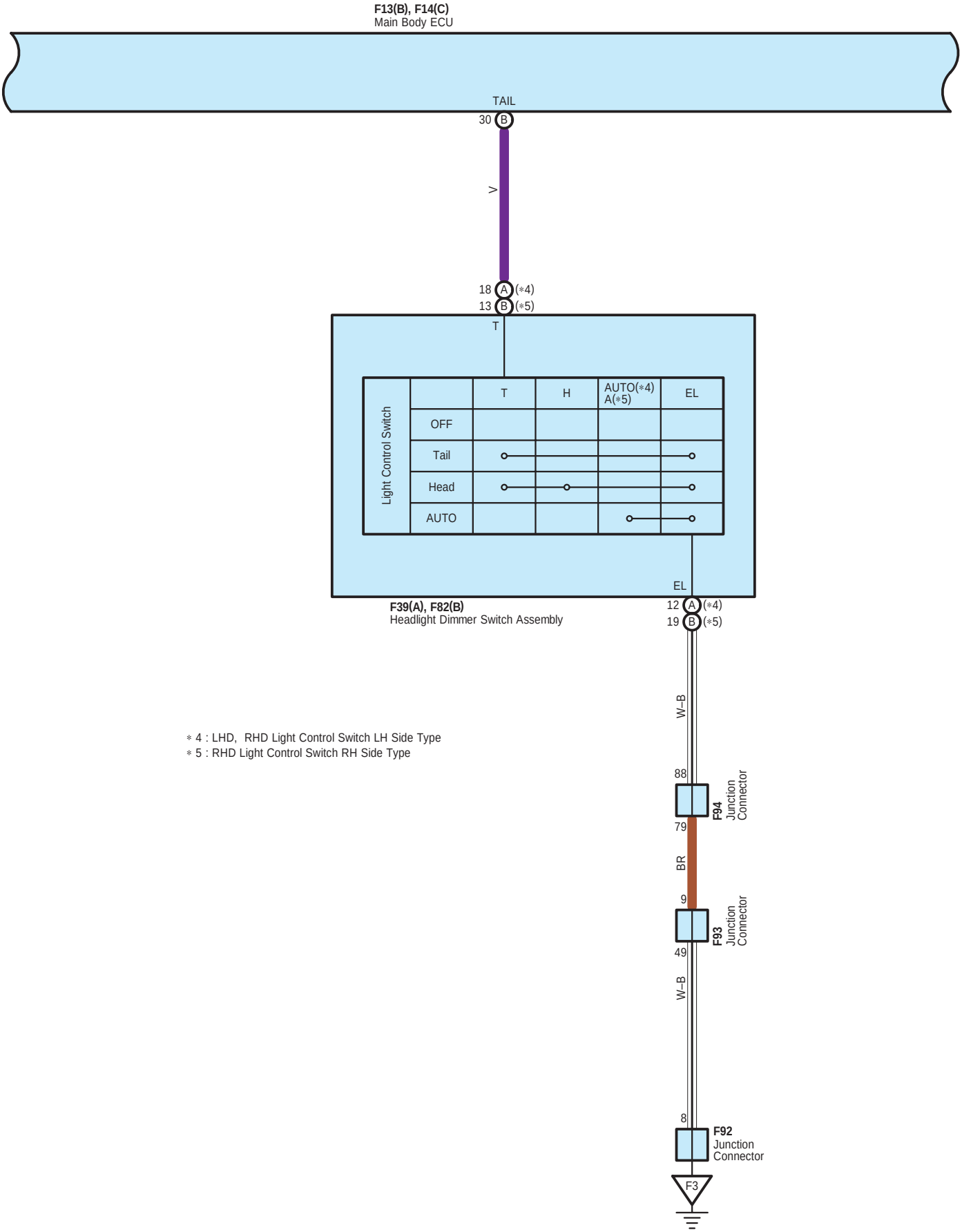

* 4 : LHD, RHD Light Control Switch LH Side Type
* 5 : RHD Light Control Switch RH Side Type

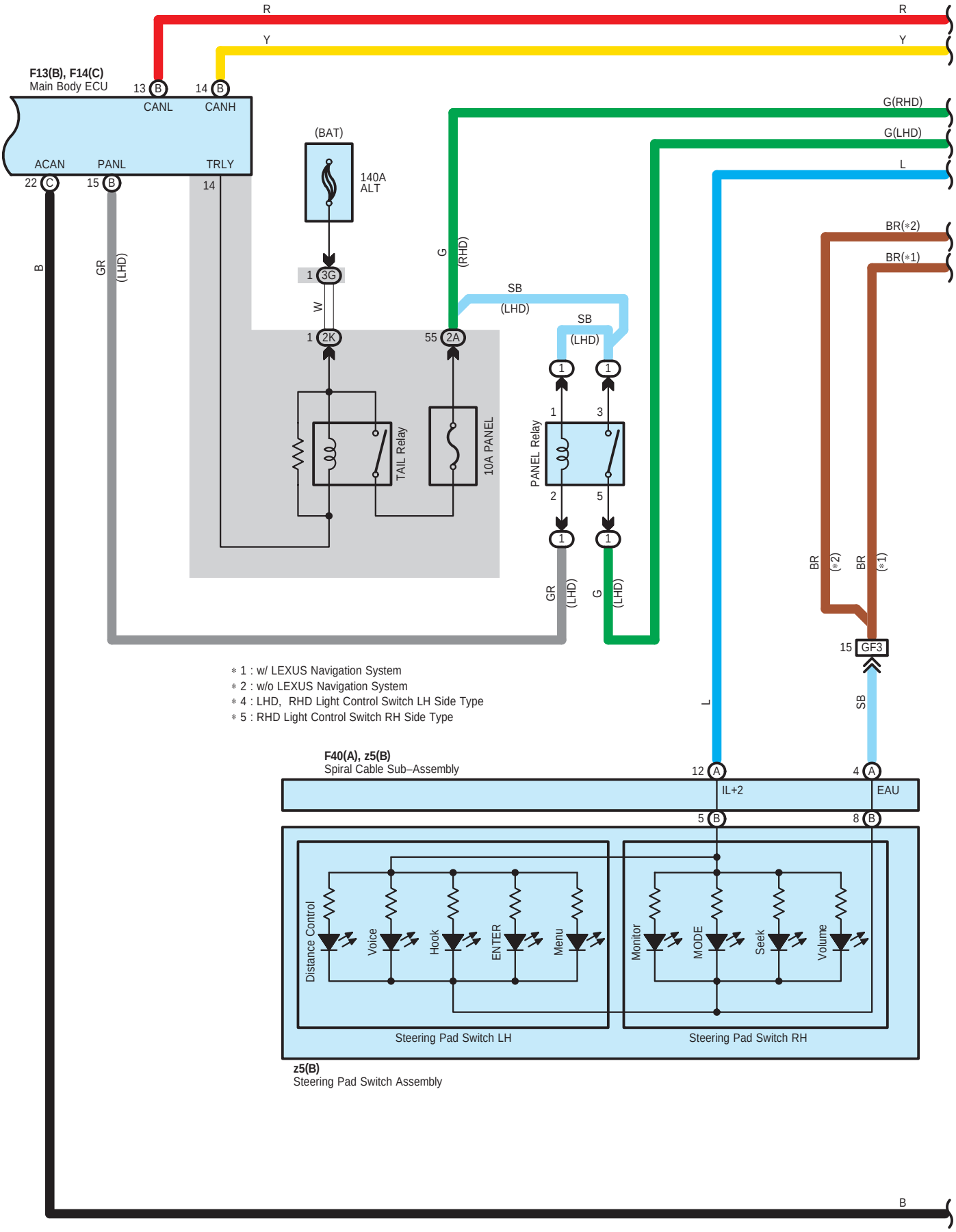
R
Y
F13(B), F14(C)
Main Body ECU
13 B
14 B
CANL
CANH
ACAN
PANL
TRLY
22 C
15 B
14
B
GR
(LHD)
(BAT)
140A
ALT
1 3G
W
1 2K
55 2A
G
(RHD)
SB
(LHD)
TAIL Relay
10A PANEL
PANEL Relay
1
3
2
5
GR
(LHD)
G
(LHD)
G(RHD)
G(LHD)
L
BR(*2)
BR(*1)
BR
(*2)
BR
(*1)
15 GF3
SB
L
* 1 : w/ LEXUS Navigation System
* 2 : w/o LEXUS Navigation System
* 4 : LHD, RHD Light Control Switch LH Side Type
* 5 : RHD Light Control Switch RH Side Type
F40(A), z5(B)
Spiral Cable Sub–Assembly
12 A
4 A
IL+2
EAU
5 B
8 B
Distance Control
Voice
Hook
ENTER
Menu
Monitor
MODE
Seek
Volume
Steering Pad Switch LH
Steering Pad Switch RH
z5(B)
Steering Pad Switch Assembly
B

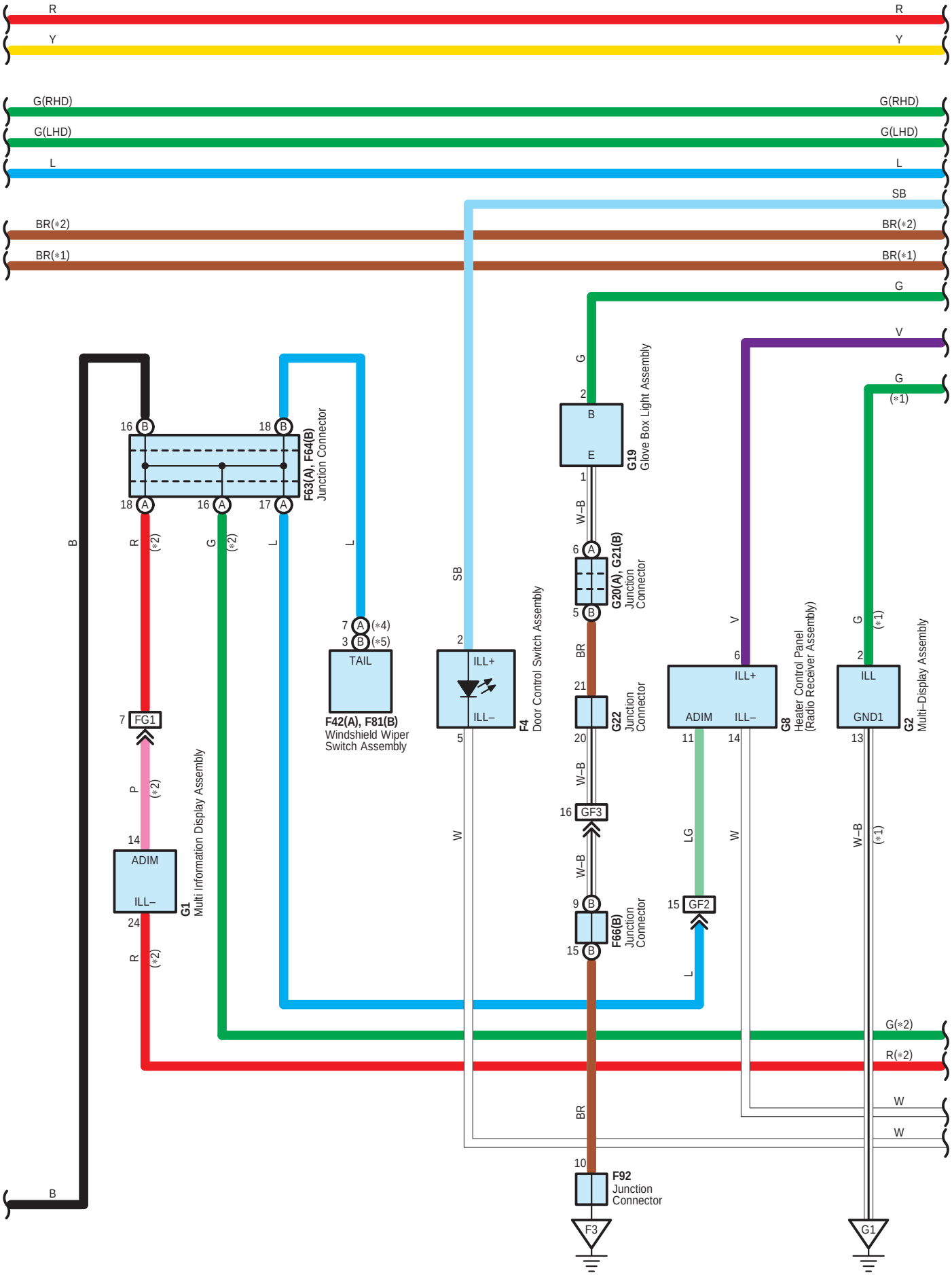
R
Y
G(RHD)
G(LHD)
L
SB
BR(*2)
BR(*1)
G
V
G (*1)
B
F63(A), F64(B) Junction Connector
F42(A), F81(B) Windshield Wiper Switch Assembly
TAIL
G1 Multi Information Display Assembly
ADIM
ILL–
FG1
F4 Door Control Switch Assembly
ILL+
G19 Glove Box Light Assembly
G20(A), G21(B) Junction Connector
G22 Junction Connector
GF3
F66(B) Junction Connector
GF2
G8 Heater Control Panel (Radio Receiver Assembly)
G2 Multi–Display Assembly
ILL
GND1
F92 Junction Connector
F3
G1
G(*2)
R(*2)
W
BR
W–B
LG
P

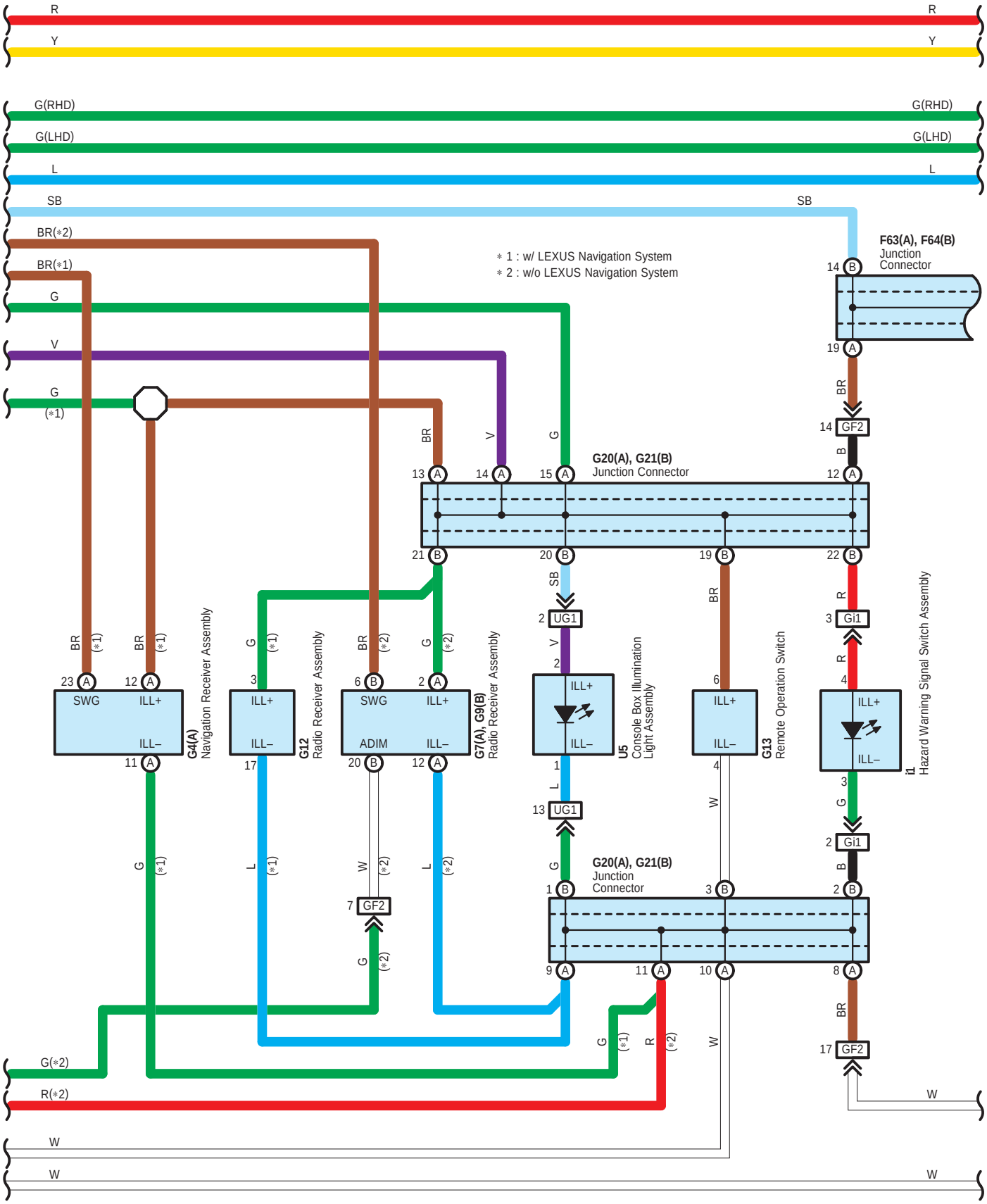
R
Y
G(RHD)
G(LHD)
L
SB
BR(*2)
BR(*1)
G
V
G (*1)
* 1 : w/ LEXUS Navigation System
* 2 : w/o LEXUS Navigation System
F63(A), F64(B) Junction Connector
G20(A), G21(B) Junction Connector
G4(A) Navigation Receiver Assembly
G12 Radio Receiver Assembly
G7(A), G9(B) Radio Receiver Assembly
U5 Console Box Illumination Light Assembly
G13 Remote Operation Switch
i1 Hazard Warning Signal Switch Assembly
SWG
ILL+
ILL–
ADIM
UG1
GF2
Gi1
G(*2)
R(*2)
W

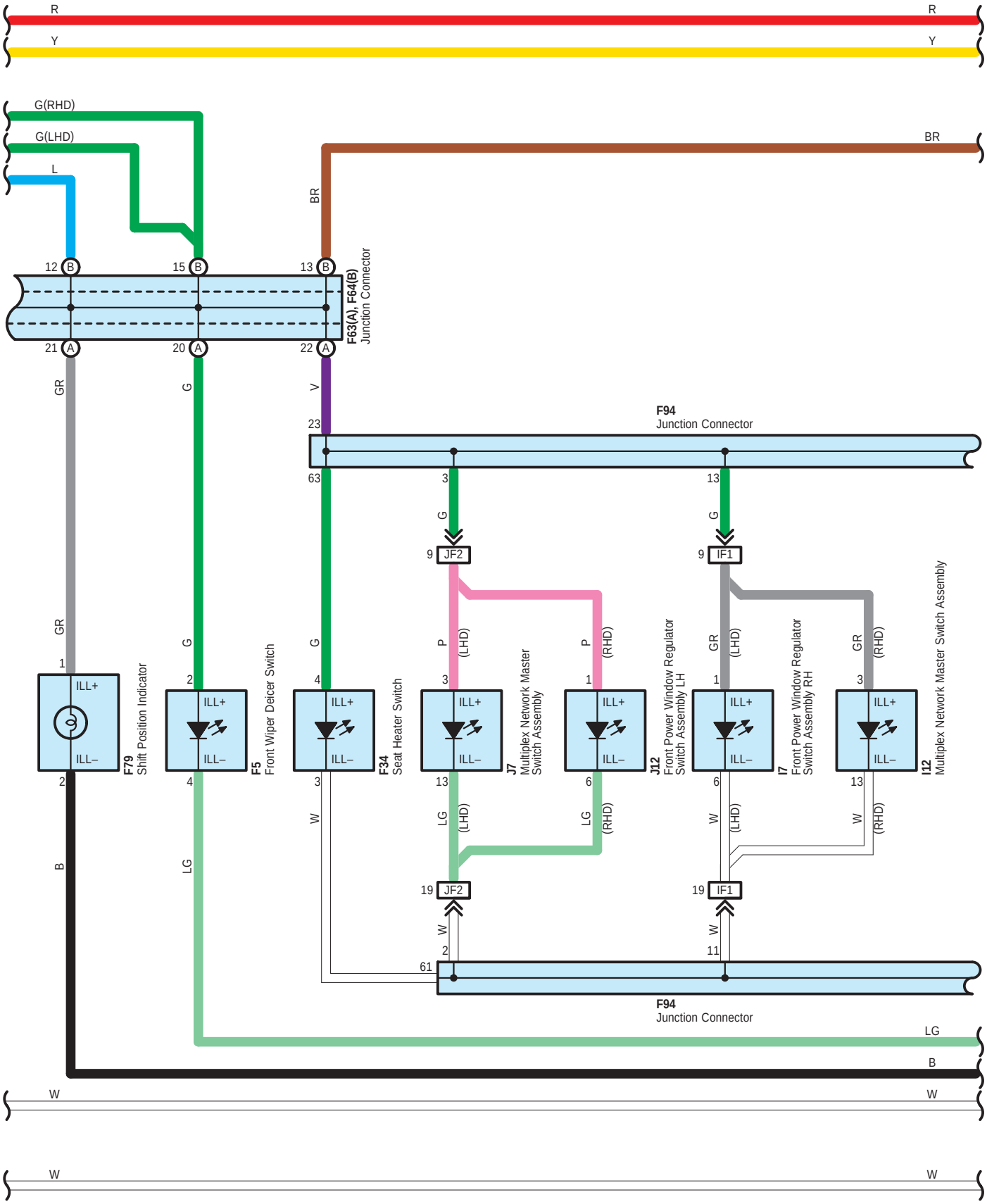
R
Y
G(RHD)
G(LHD)
L
BR
F63(A), F64(B)
Junction Connector
F94
Junction Connector
GR
G
V
P
(LHD)
(RHD)
LG
B
W
JF2
IF1
F79
Shift Position Indicator
F5
Front Wiper Deicer Switch
F34
Seat Heater Switch
J7
Multiplex Network Master Switch Assembly
J12
Front Power Window Regulator Switch Assembly LH
I7
Front Power Window Regulator Switch Assembly RH
I12
Multiplex Network Master Switch Assembly
ILL+
ILL–

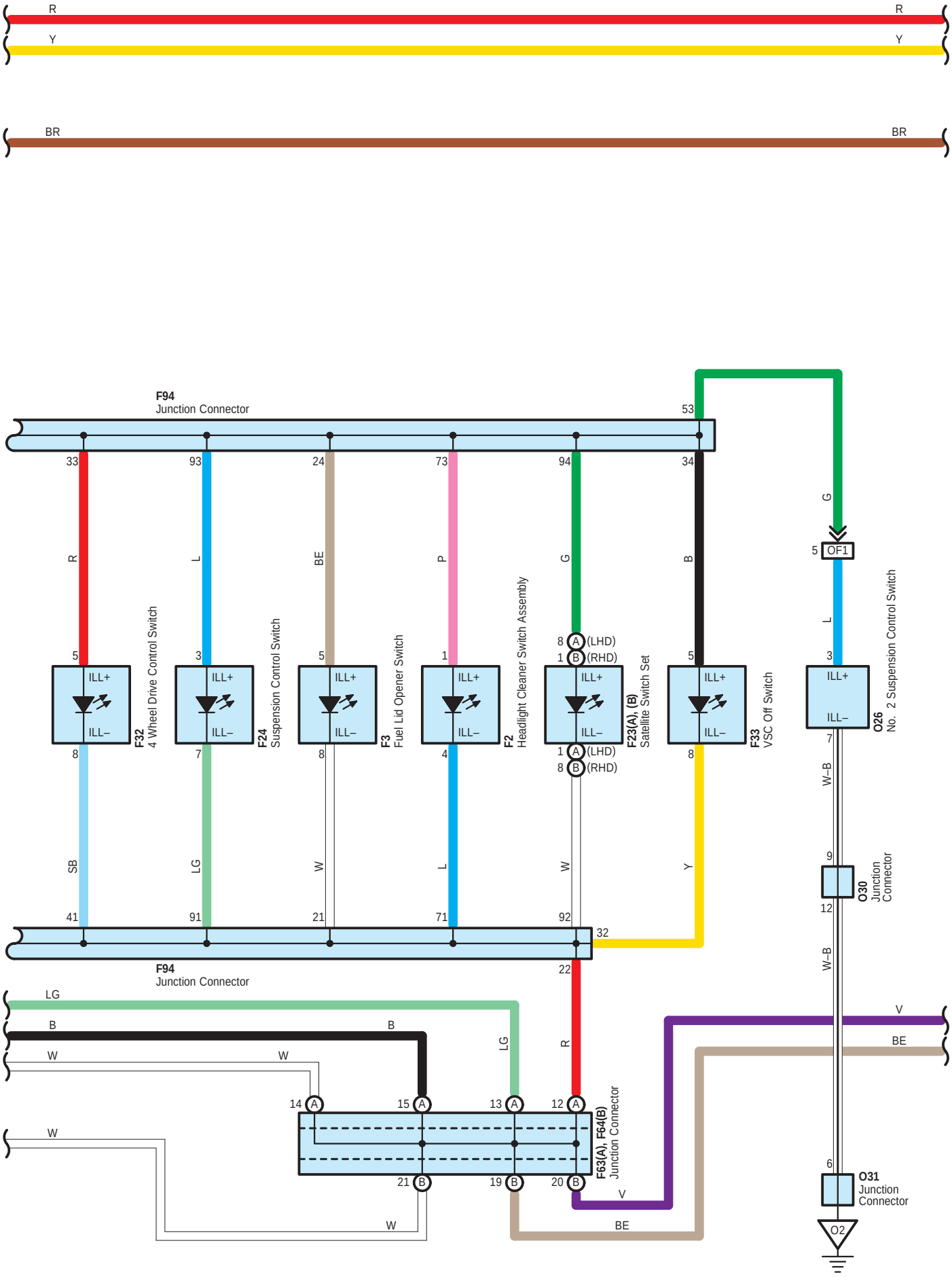
R
Y
BR
F94
Junction Connector
33
93
24
73
94
53
34
R
L
BE
P
G
B
G
5
OF1
L
3
ILL+
ILL–
F32
4 Wheel Drive Control Switch
F24
Suspension Control Switch
F3
Fuel Lid Opener Switch
F2
Headlight Cleaner Switch Assembly
F23(A), (B)
Satellite Switch Set
F33
VSC Off Switch
O26
No. 2 Suspension Control Switch
8 A (LHD)
1 B (RHD)
1 A (LHD)
8 B (RHD)
7
W–B
9
O30
Junction
Connector
12
W–B
SB
LG
W
L
W
Y
41
91
21
71
92
32
22
F94
Junction Connector
LG
B
B
W
W
LG
R
V
BE
14 A
15 A
13 A
12 A
F63(A), F64(B)
Junction Connector
21 B
19 B
20 B
W
W
V
BE
6
O31
Junction
Connector
O2

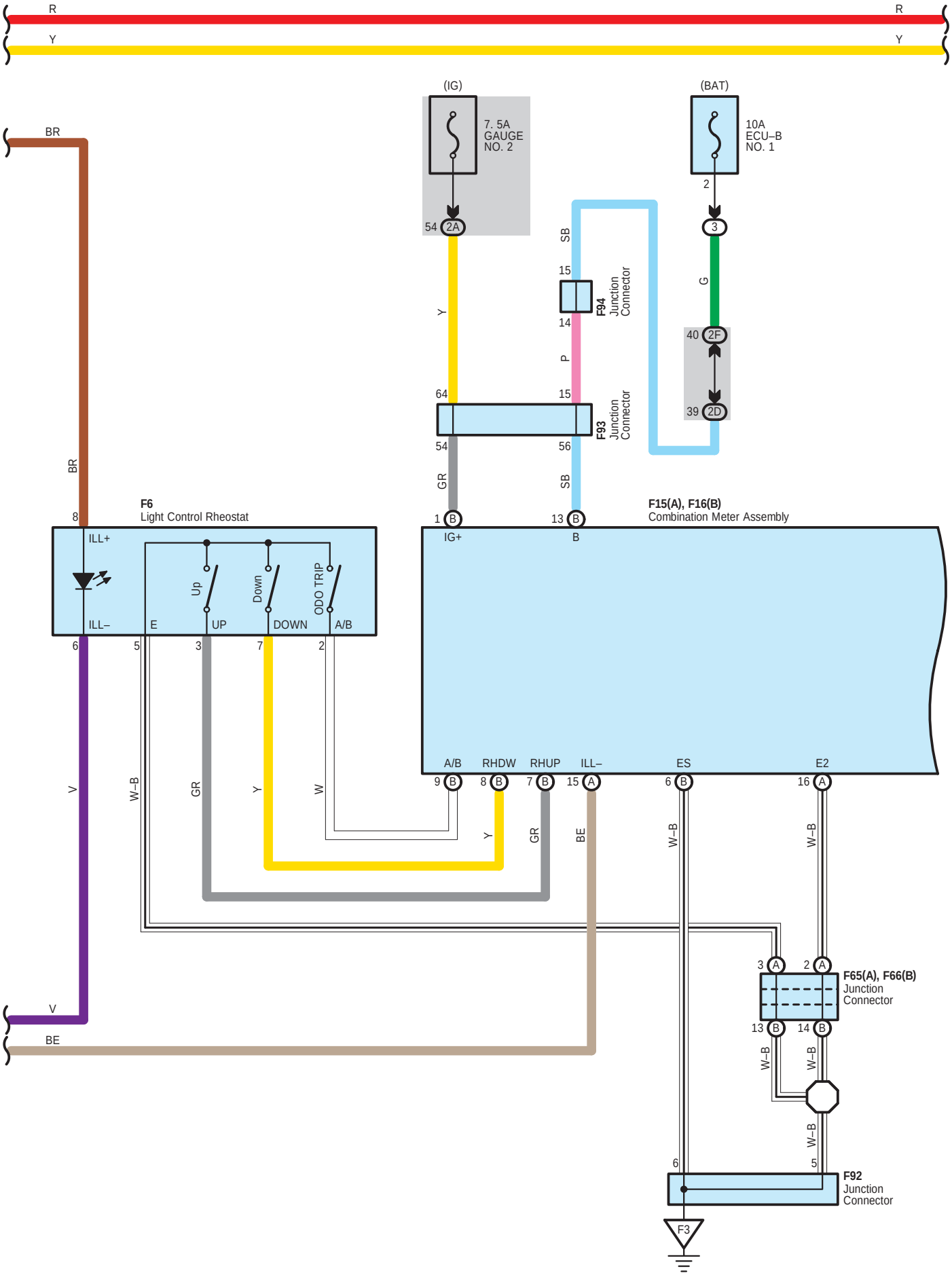
R
Y
(IG)
7. 5A
GAUGE
NO. 2
(BAT)
10A
ECU–B
NO. 1
BR
54 2A
2
3
SB
15
F94
Junction
Connector
14
G
Y
P
40 2F
64
15
39 2D
F93
Junction
Connector
54
56
GR
SB
BR
F6
Light Control Rheostat
8
1 B
13 B
F15(A), F16(B)
Combination Meter Assembly
ILL+
IG+
B
Up
Down
ODO TRIP
ILL–
E
UP
DOWN
A/B
6
5
3
7
2
A/B
RHDW
RHUP
ILL–
ES
E2
9 B
8 B
7 B
15 A
6 B
16 A
V
W–B
GR
Y
W
Y
GR
BE
W–B
W–B
3 A
2 A
F65(A), F66(B)
Junction
Connector
V
13 B
14 B
BE
W–B
W–B
W–B
6
5
F92
Junction
Connector
F3

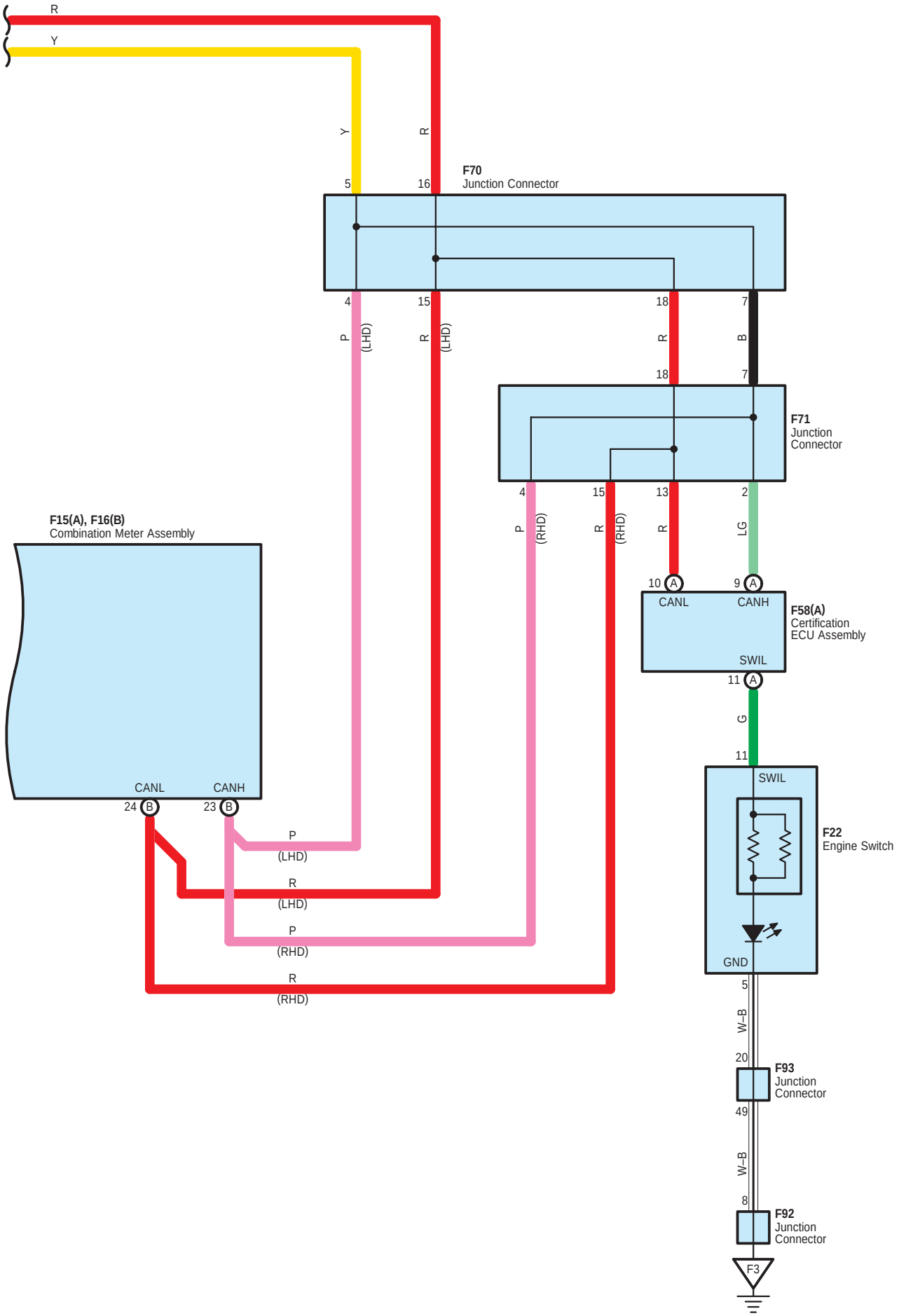
R
Y
Y
R
F70
Junction Connector
5
16
4
15
18
7
P
(LHD)
R
(LHD)
R
B
18
7
F71
Junction
Connector
4
15
13
2
P
(RHD)
R
(RHD)
R
LG
10 A
9 A
CANL
CANH
F58(A)
Certification
ECU Assembly
SWIL
11 A
G
11
SWIL
F22
Engine Switch
GND
F15(A), F16(B)
Combination Meter Assembly
CANL
CANH
24 B
23 B
P
(LHD)
R
(LHD)
P
(RHD)
R
(RHD)
5
W–B
20
F93
Junction
Connector
49
W–B
8
F92
Junction
Connector
F3

F 2
Gray

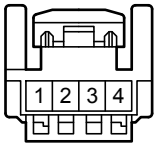

F 3
Black



F 4
Black

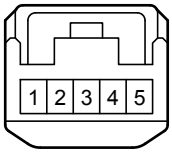

F 5
Blue

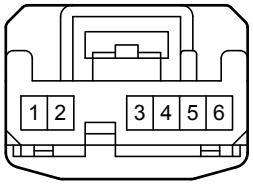

F 6
White



F 13
Black

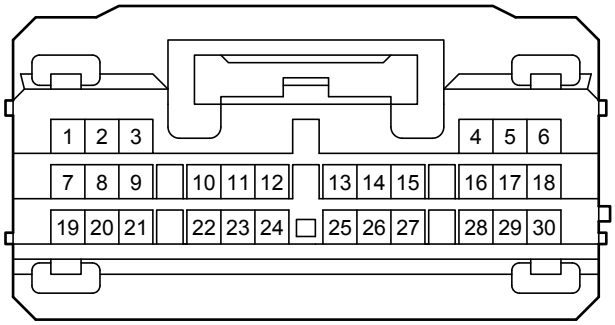

F 14
White

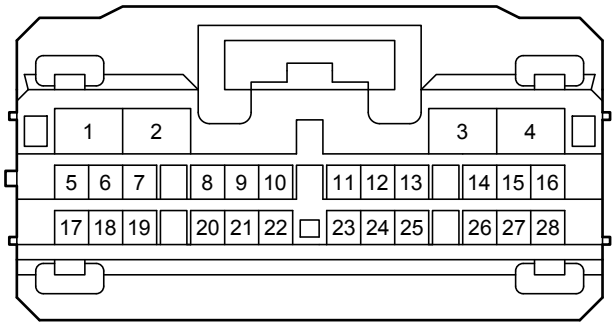

F 15
Black



F 16
Black

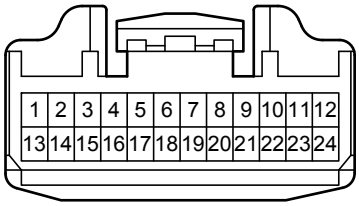

F 22
Black

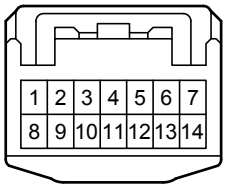

F 23
White

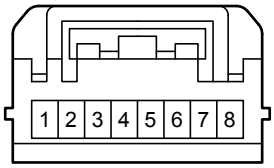

F 24
White

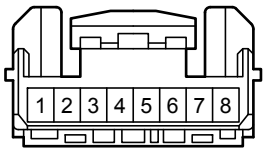

F 32
Black

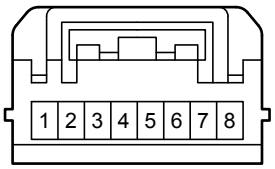

F 33
Black



F 34
Black



F 39
White

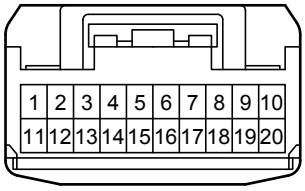

F 40
Black



F 42
White

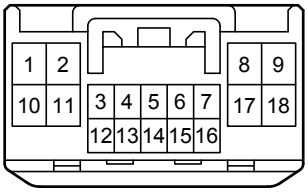

F 58
White

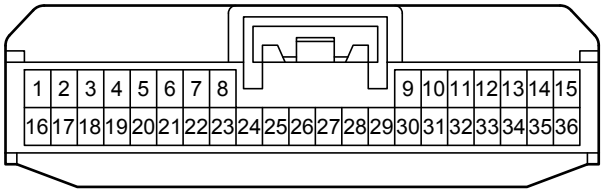

F 63
Black

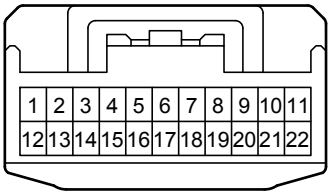

F 64
Black

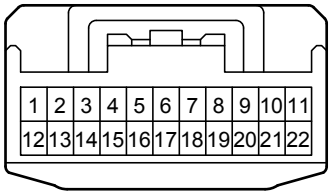

F 65
White

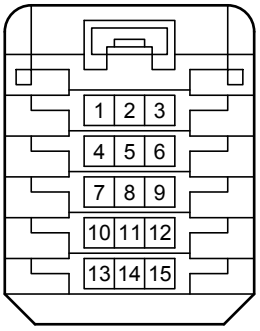

F 66
White

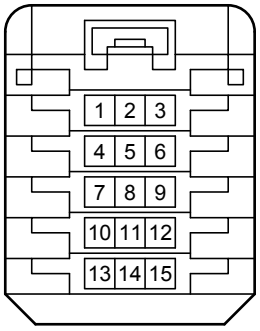

F 70
Blue

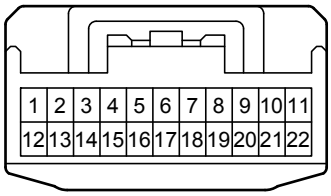

F 71
Blue

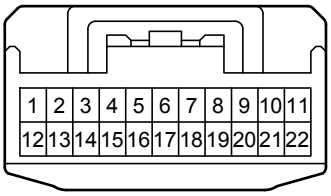

F 79
White

F 81
White

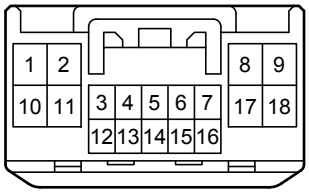

F 82
White

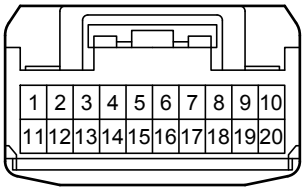

F 92
White

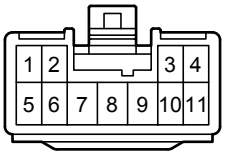

F 93
White

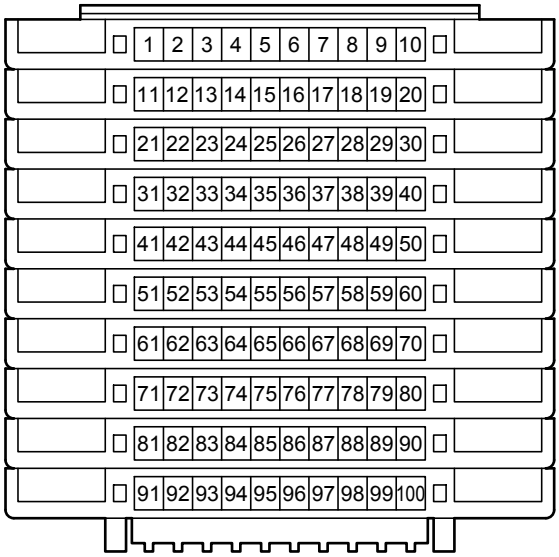

F 94
White

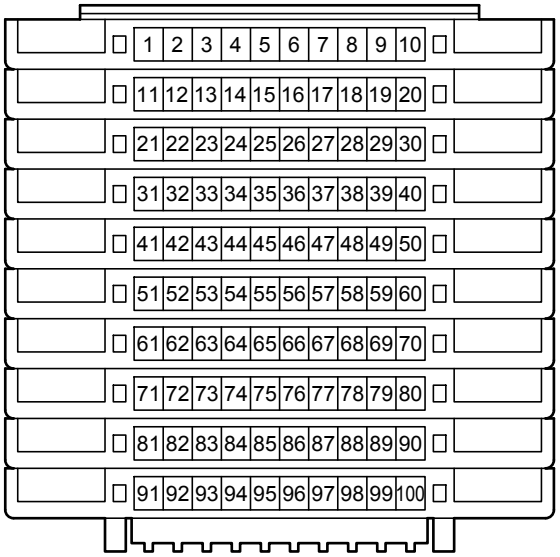

G 1
White

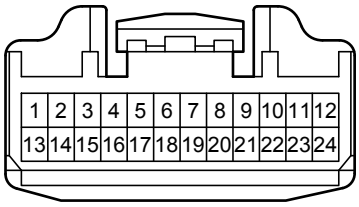

G 2
White

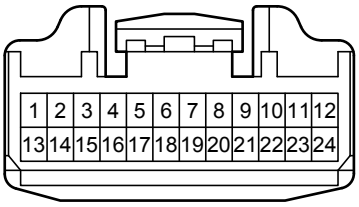

G 4
White

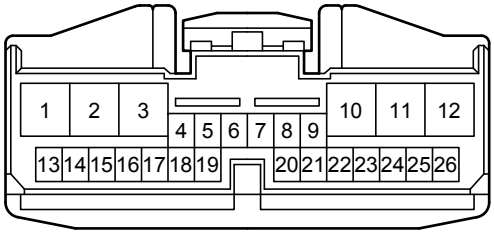

G 7
White

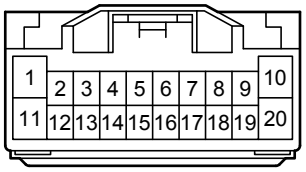

G 8
White

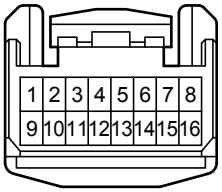

G 9
White

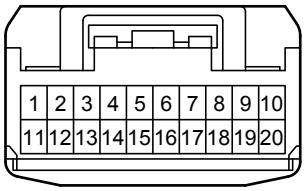

G 12
White

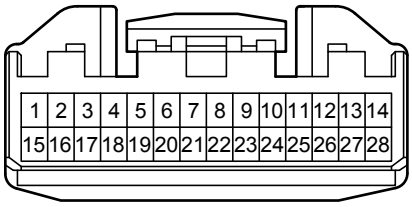

G 13
White

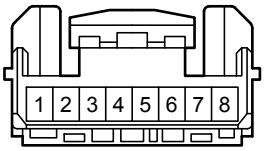

G 19
Gray



G 20
White

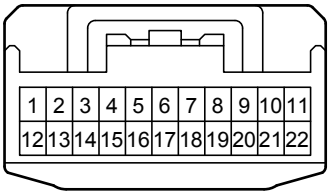

G 21
White

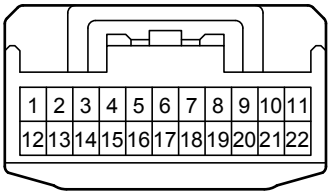

G 22
White

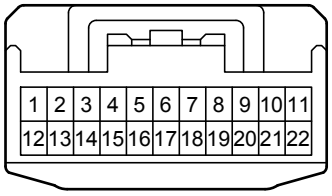

I 7
White



I 12
White

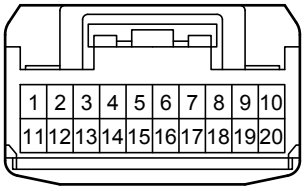

J 7
White

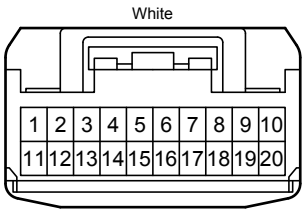

J 12
White

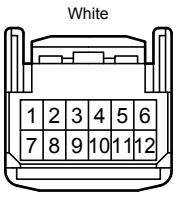

O 26
White

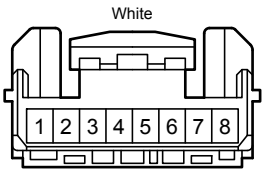

O 30
Black

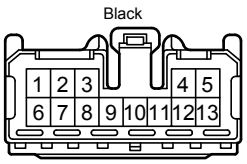

O 31
White

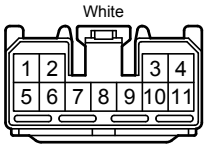

U 5
Gray



i 1
Black

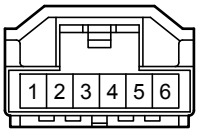

z 5
White

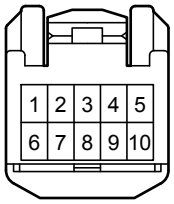

2A
White

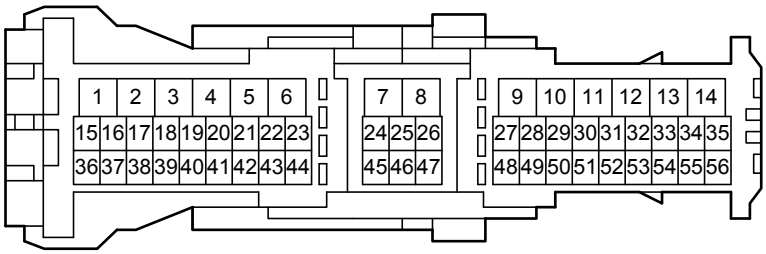

2D
White

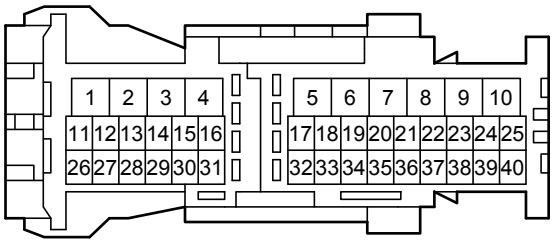

2F
White

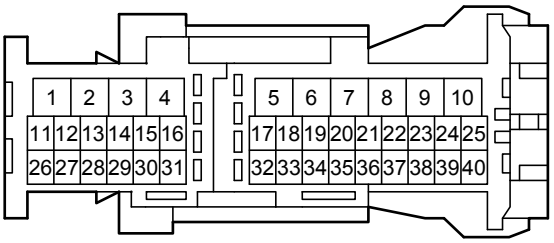

2K
White

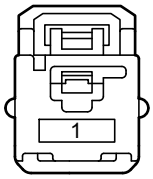

3G
White

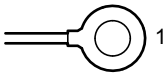

FG1
Blue

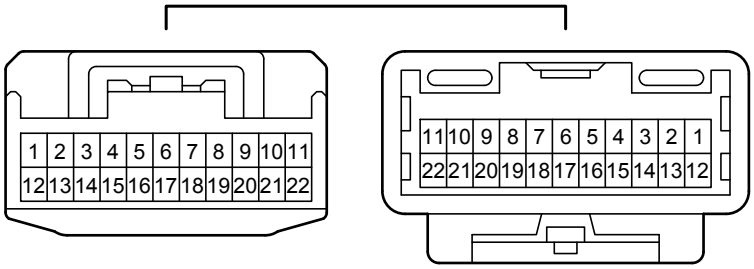

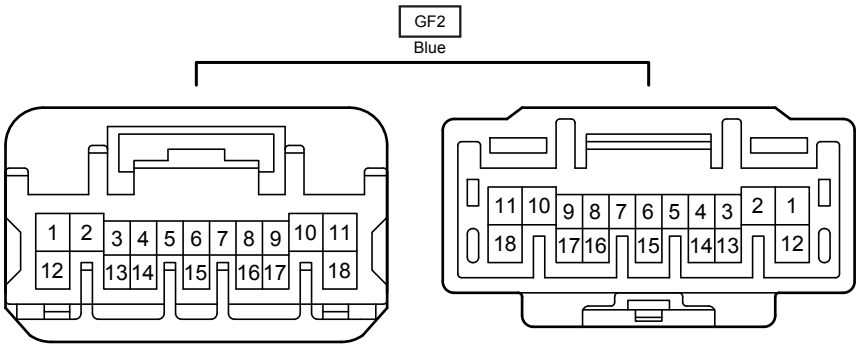
GF2
Blue
1 2 3 4 5 6 7 8 9 10 11
12 13 14 15 16 17 18
11 10 9 8 7 6 5 4 3 2 1
18 17 16 15 14 13 12

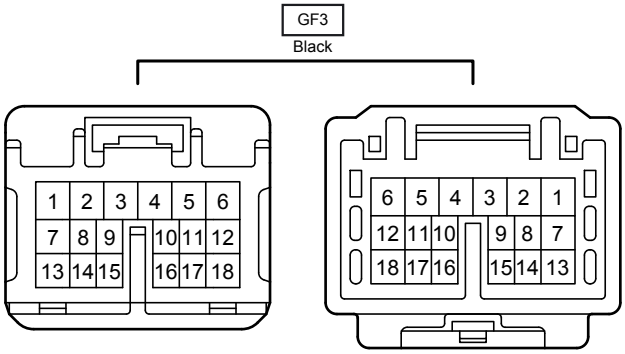
GF3
Black
1 2 3 4 5 6
7 8 9 10 11 12
13 14 15 16 17 18
6 5 4 3 2 1
12 11 10 9 8 7
18 17 16 15 14 13

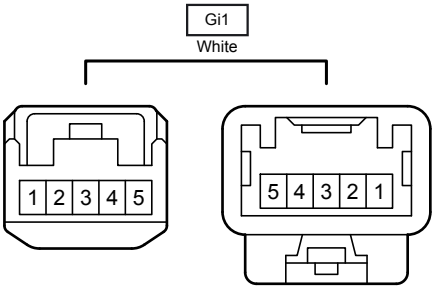
Gi1
White
1 2 3 4 5
5 4 3 2 1

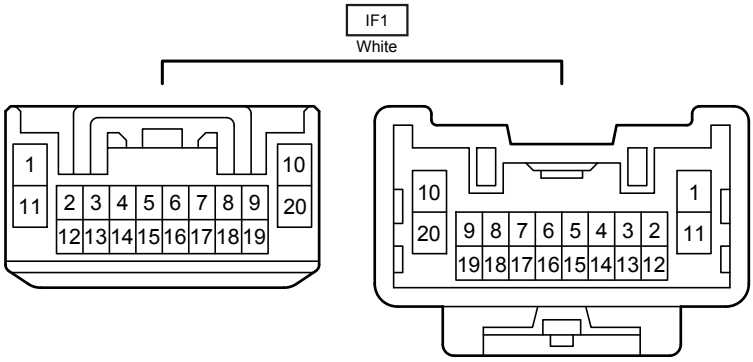
IF1
White
1 10
11 2 3 4 5 6 7 8 9 20
12 13 14 15 16 17 18 19
10 1
20 9 8 7 6 5 4 3 2 11
19 18 17 16 15 14 13 12

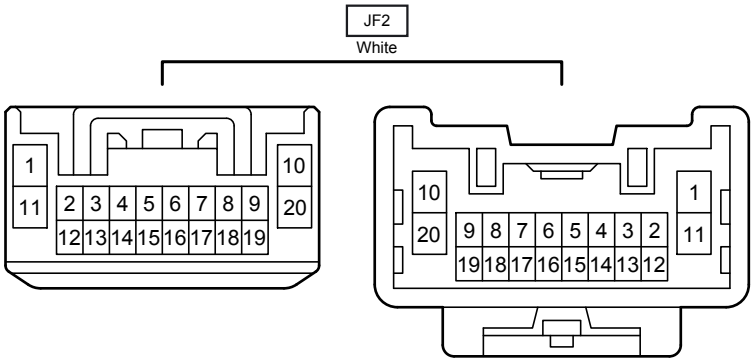
JF2
White
1 10
11 2 3 4 5 6 7 8 9 20
12 13 14 15 16 17 18 19
10 1
20 9 8 7 6 5 4 3 2 11
19 18 17 16 15 14 13 12

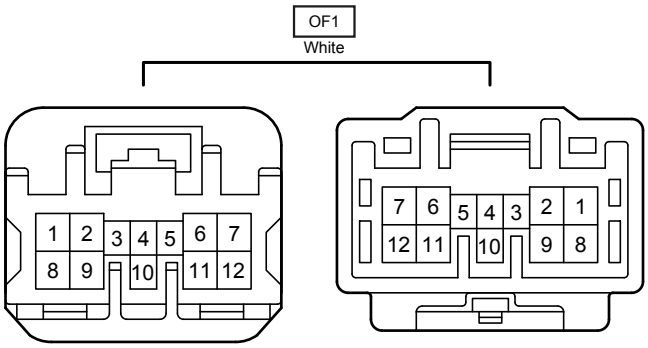
OF1
White
1 2 3 4 5 6 7
8 9 10 11 12
7 6 5 4 3 2 1
12 11 10 9 8

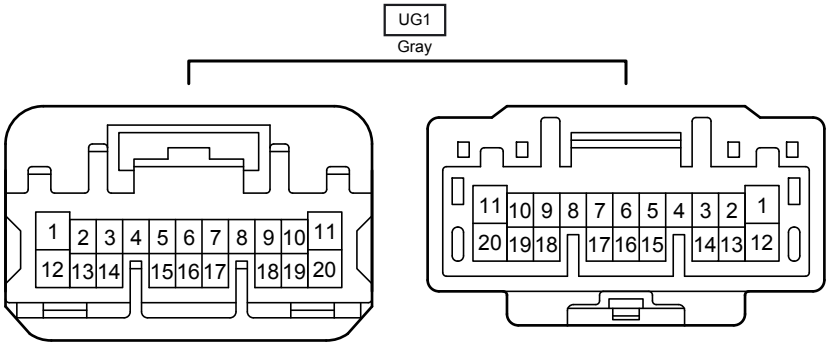
UG1
Gray
1 2 3 4 5 6 7 8 9 10 11
12 13 14 15 16 17 18 19 20
11 10 9 8 7 6 5 4 3 2 1
20 19 18 17 16 15 14 13 12