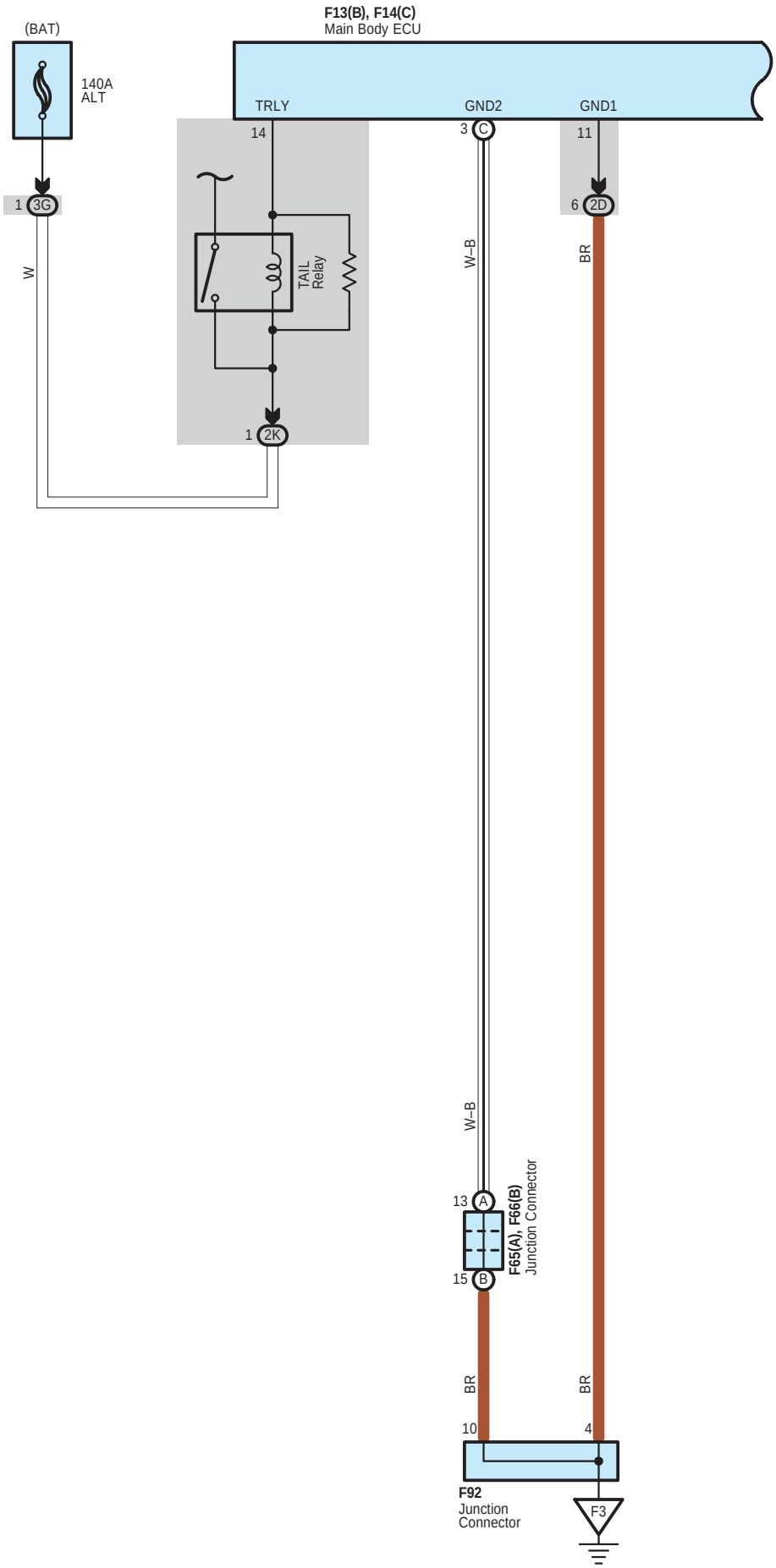
(BAT)
140A
ALT
F13(B), F14(C)
Main Body ECU
TRLY
GND2
GND1
14
3
C
11
1
3G
6
2D
W
W–B
BR
TAIL
Relay
1
2K
W–B
13
A
F65(A), F66(B)
Junction Connector
15
B
BR
BR
10
4
F92
Junction
Connector
F3

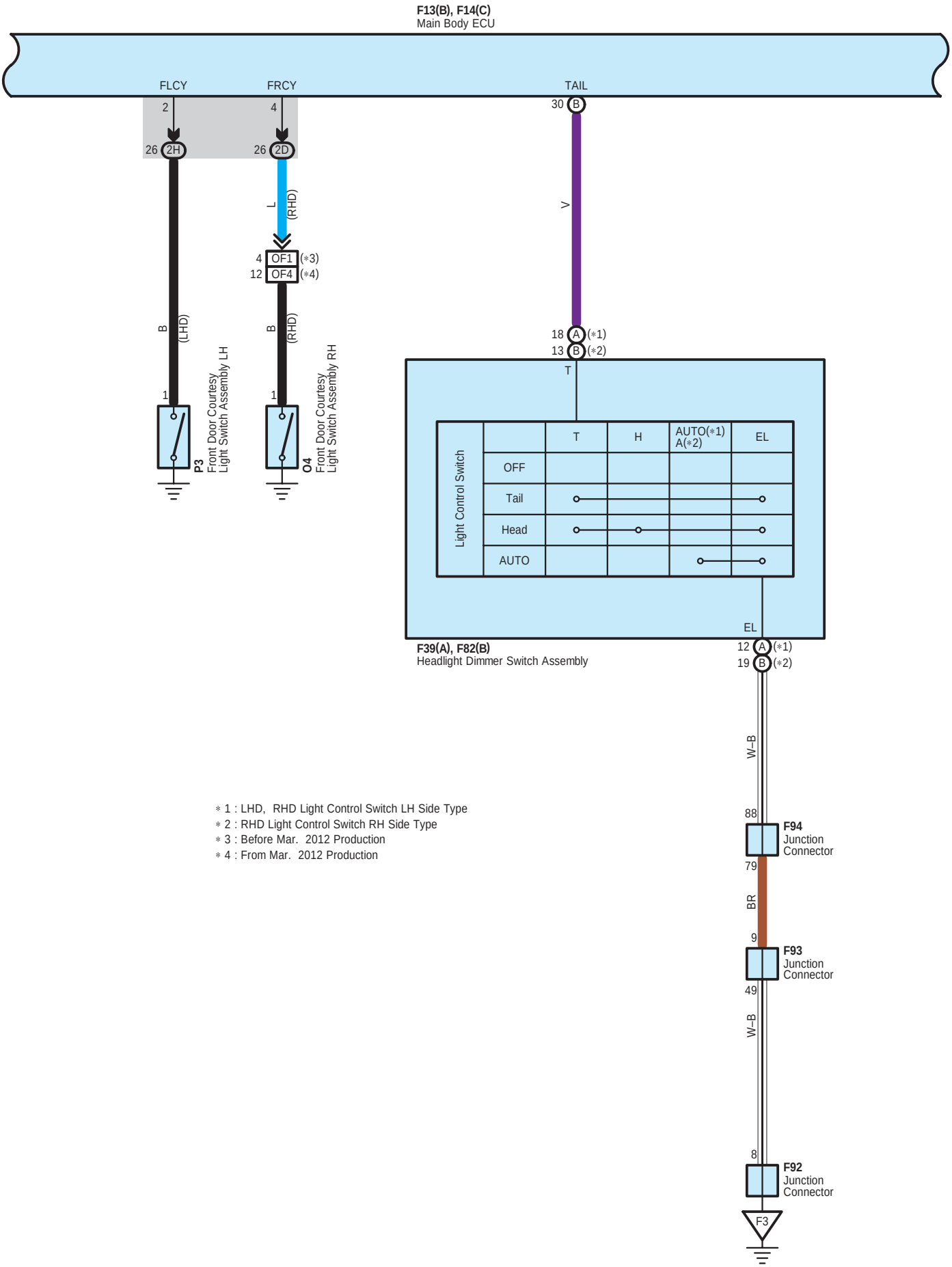

* 1 : LHD, RHD Light Control Switch LH Side Type
* 2 : RHD Light Control Switch RH Side Type
* 3 : Before Mar. 2012 Production
* 4 : From Mar. 2012 Production

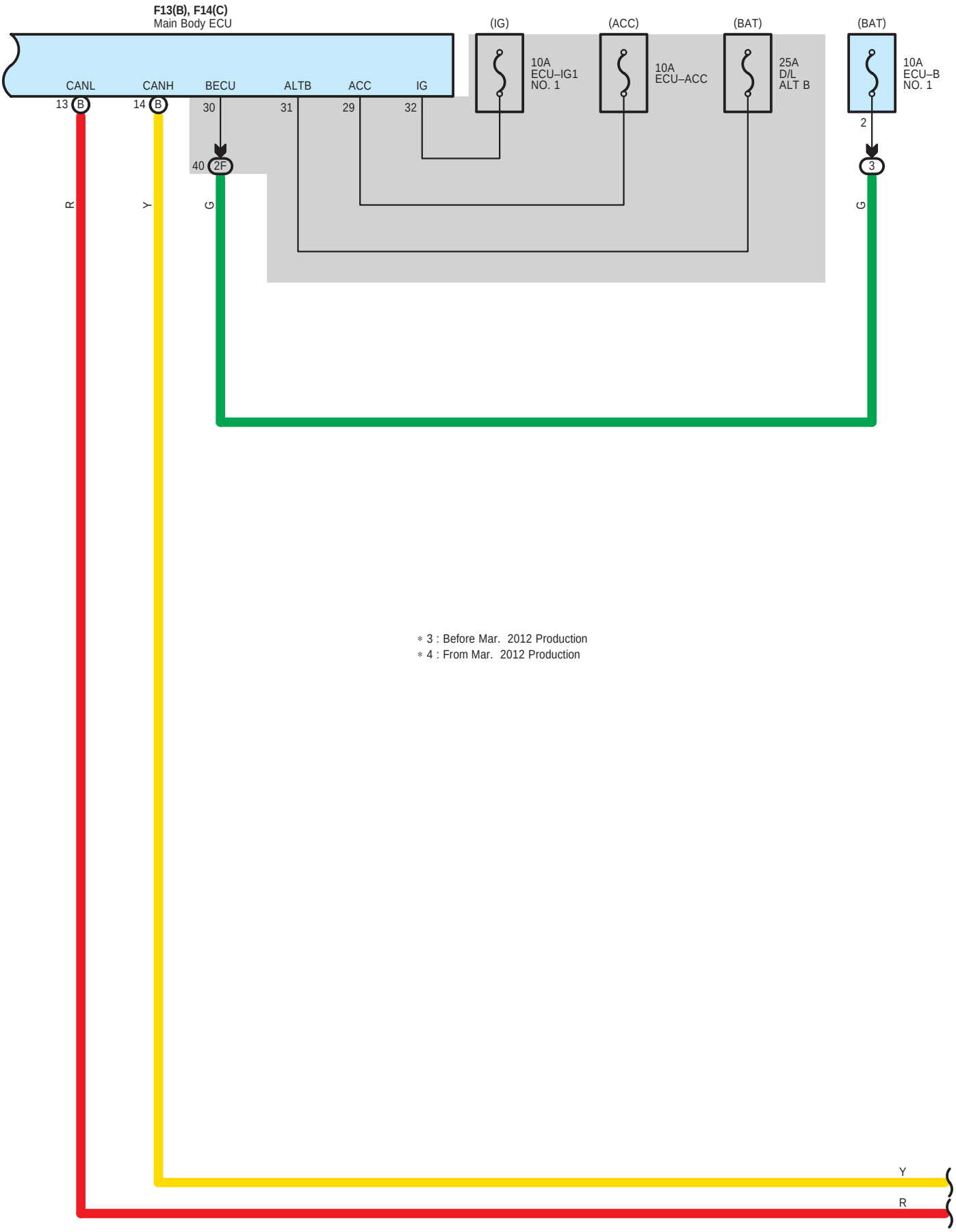

∗ 3 : Before Mar. 2012 Production
∗ 4 : From Mar. 2012 Production

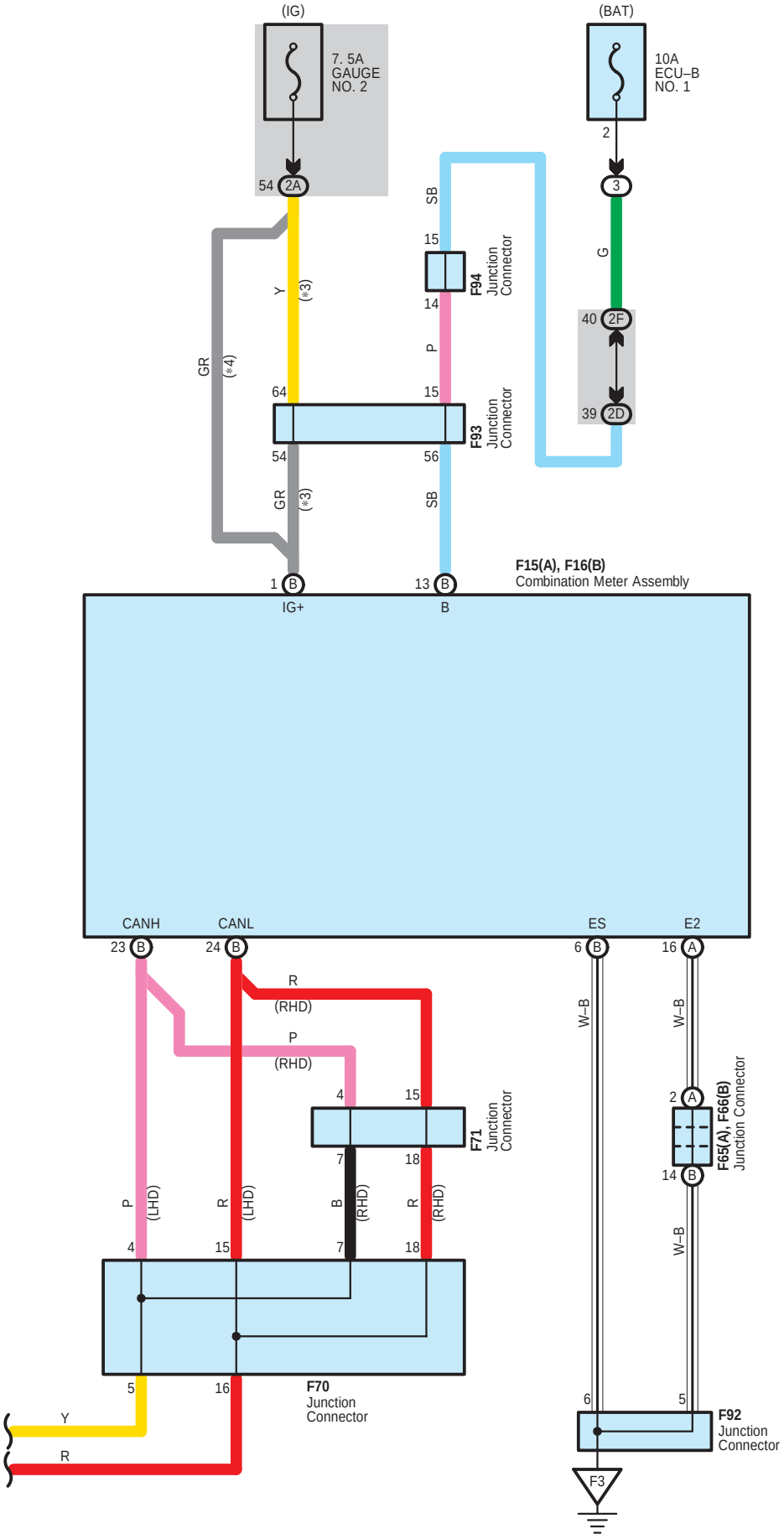
(IG)
7. 5A
GAUGE
NO. 2
54 2A
(BAT)
10A
ECU–B
NO. 1
2
3
G
40 2F
39 2D
SB
15
14
F94
Junction
Connector
P
15
64
54
56
F93
Junction
Connector
Y
(*3)
GR
(*4)
GR
(*3)
SB
1 B
IG+
13 B
B
F15(A), F16(B)
Combination Meter Assembly
CANH
CANL
ES
E2
23 B
24 B
6 B
16 A
R
(RHD)
P
(RHD)
4
15
F71
Junction
Connector
7
18
P
(LHD)
R
(LHD)
B
(RHD)
R
(RHD)
4
15
7
18
W–B
W–B
2 A
F65(A), F66(B)
Junction Connector
14 B
W–B
5
16
F70
Junction
Connector
Y
R
6
5
F92
Junction
Connector
F3

F 13
Black

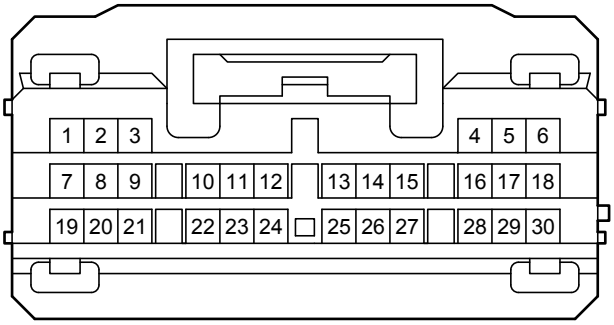

F 14
White

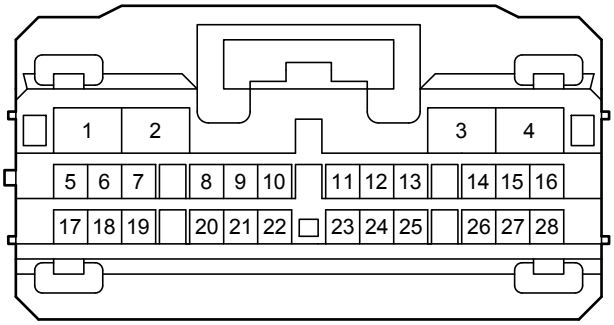

F 15
Black

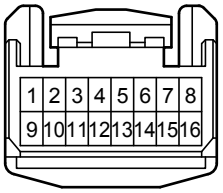

F 16
Black

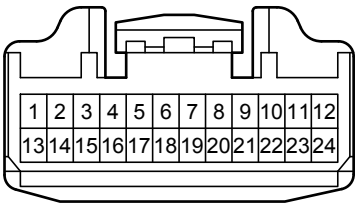

F 39
White

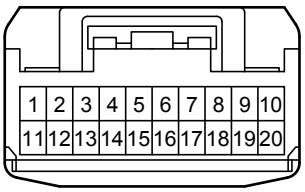

F 65
White

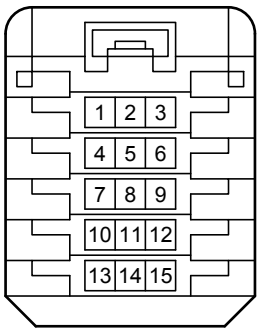

F 66
White

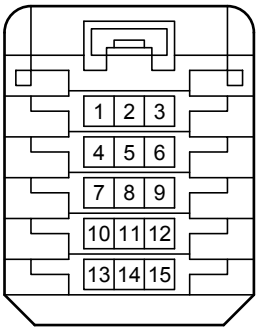

F 70
Blue

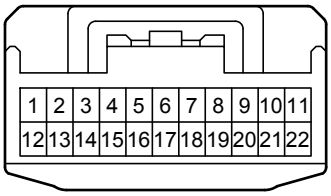

F 71
Blue

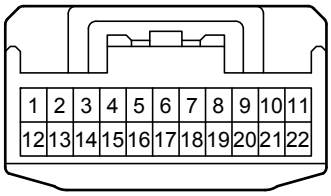

F 82
White

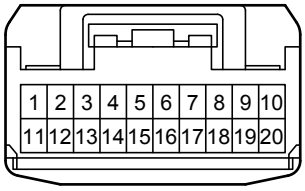

F 92
White

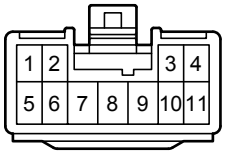

F 93
White

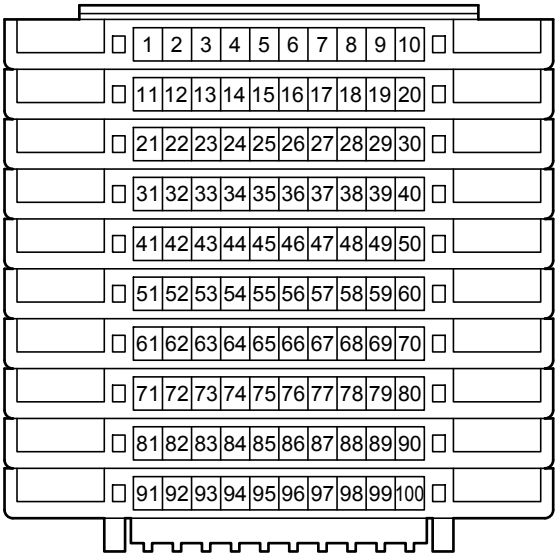

F 94
White

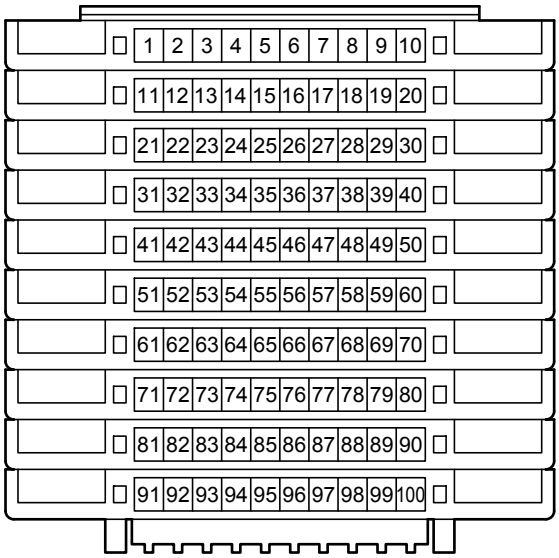

O 4
White

P 3
White

2A
White

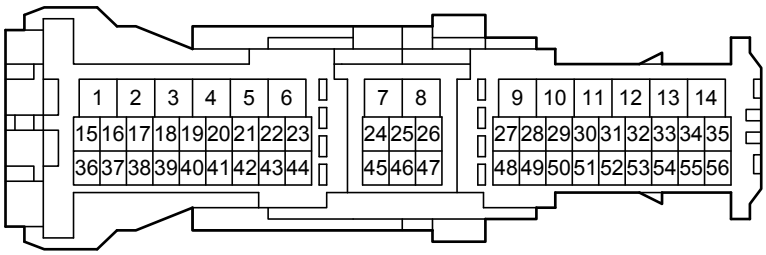

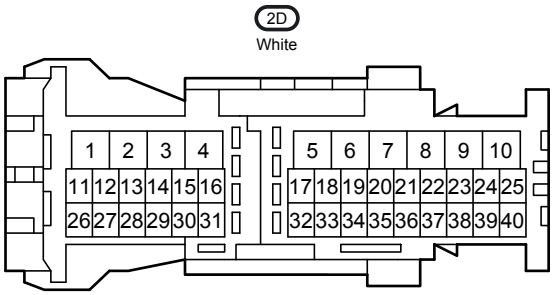
2D
White
1 2 3 4 5 6 7 8 9 10
11 12 13 14 15 16 17 18 19 20 21 22 23 24 25
26 27 28 29 30 31 32 33 34 35 36 37 38 39 40

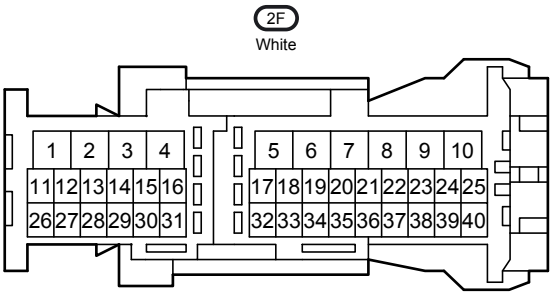
2F
White
1 2 3 4 5 6 7 8 9 10
11 12 13 14 15 16 17 18 19 20 21 22 23 24 25
26 27 28 29 30 31 32 33 34 35 36 37 38 39 40

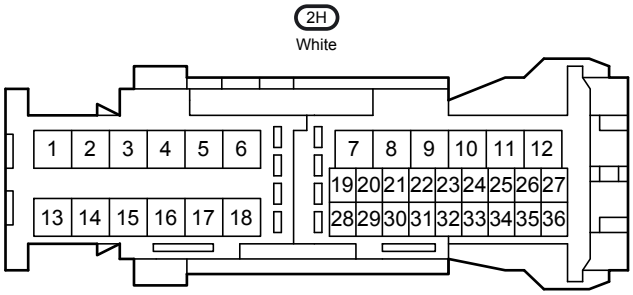
2H
White
1 2 3 4 5 6 7 8 9 10 11 12
13 14 15 16 17 18 19 20 21 22 23 24 25 26 27
28 29 30 31 32 33 34 35 36

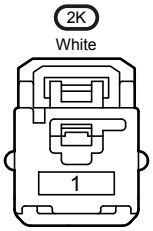
2K
White
1

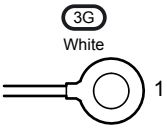
3G
White
1

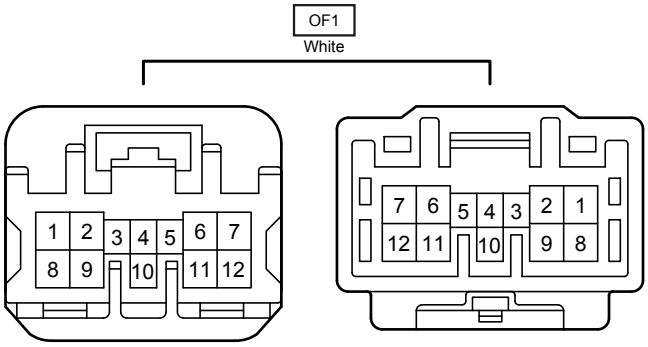
OF1
White
1 2 3 4 5 6 7
8 9 10 11 12
7 6 5 4 3 2 1
12 11 10 9 8

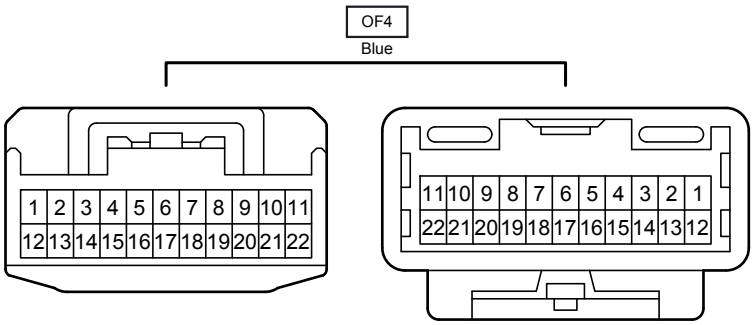
OF4
Blue
1 2 3 4 5 6 7 8 9 10 11
12 13 14 15 16 17 18 19 20 21 22
11 10 9 8 7 6 5 4 3 2 1
22 21 20 19 18 17 16 15 14 13 12