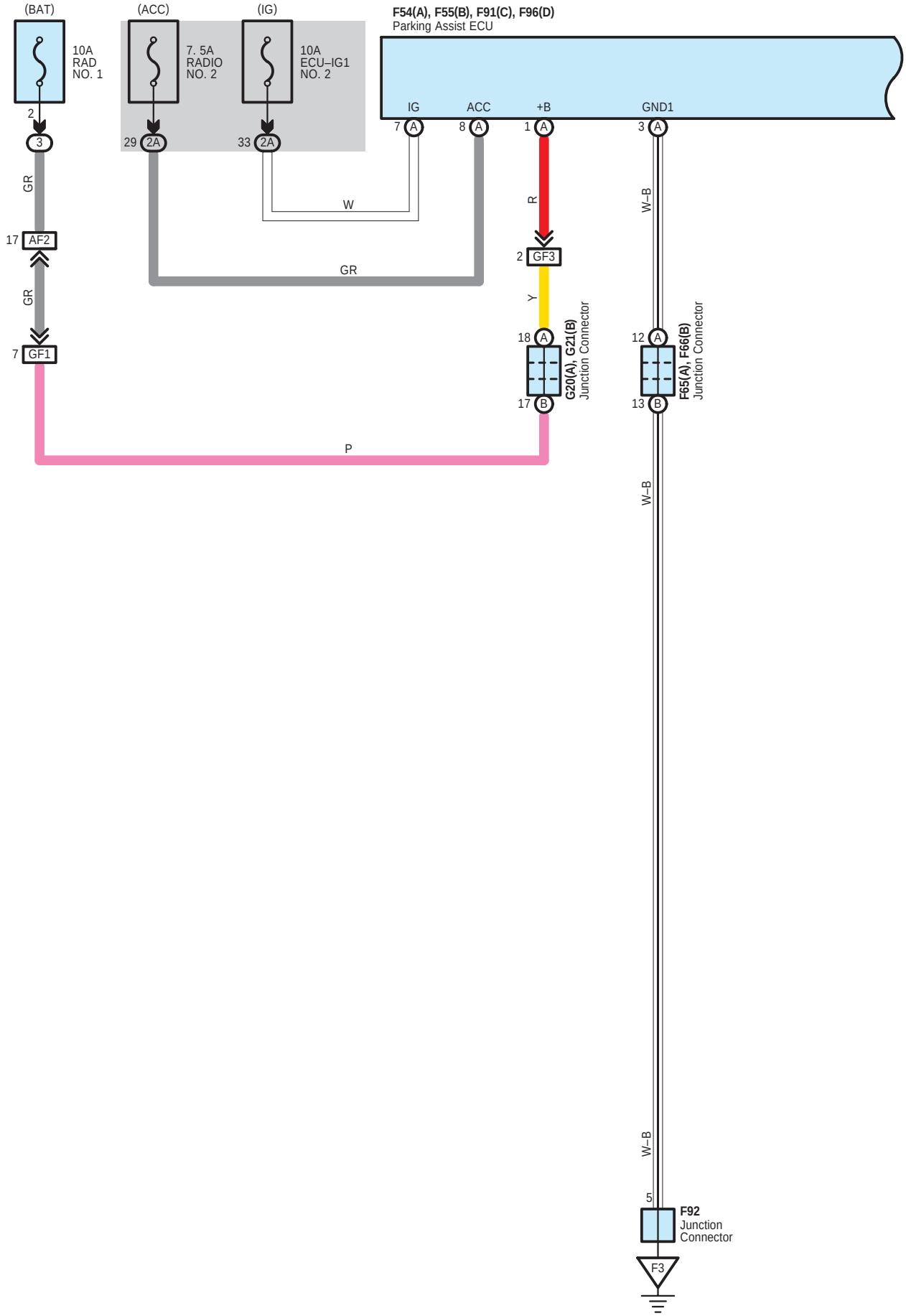
(BAT)
(ACC)
(IG)
10A
RAD
NO. 1
7. 5A
RADIO
NO. 2
10A
ECU–IG1
NO. 2
F54(A), F55(B), F91(C), F96(D)
Parking Assist ECU
IG
ACC
+B
GND1
2
3
29
2A
33
2A
7
A
8
A
1
A
3
A
GR
W
R
W–B
17
AF2
2
GF3
GR
GR
Y
7
GF1
18
A
17
B
G20(A), G21(B)
Junction Connector
12
A
13
B
F65(A), F66(B)
Junction Connector
P
W–B
W–B
5
F92
Junction
Connector
F3

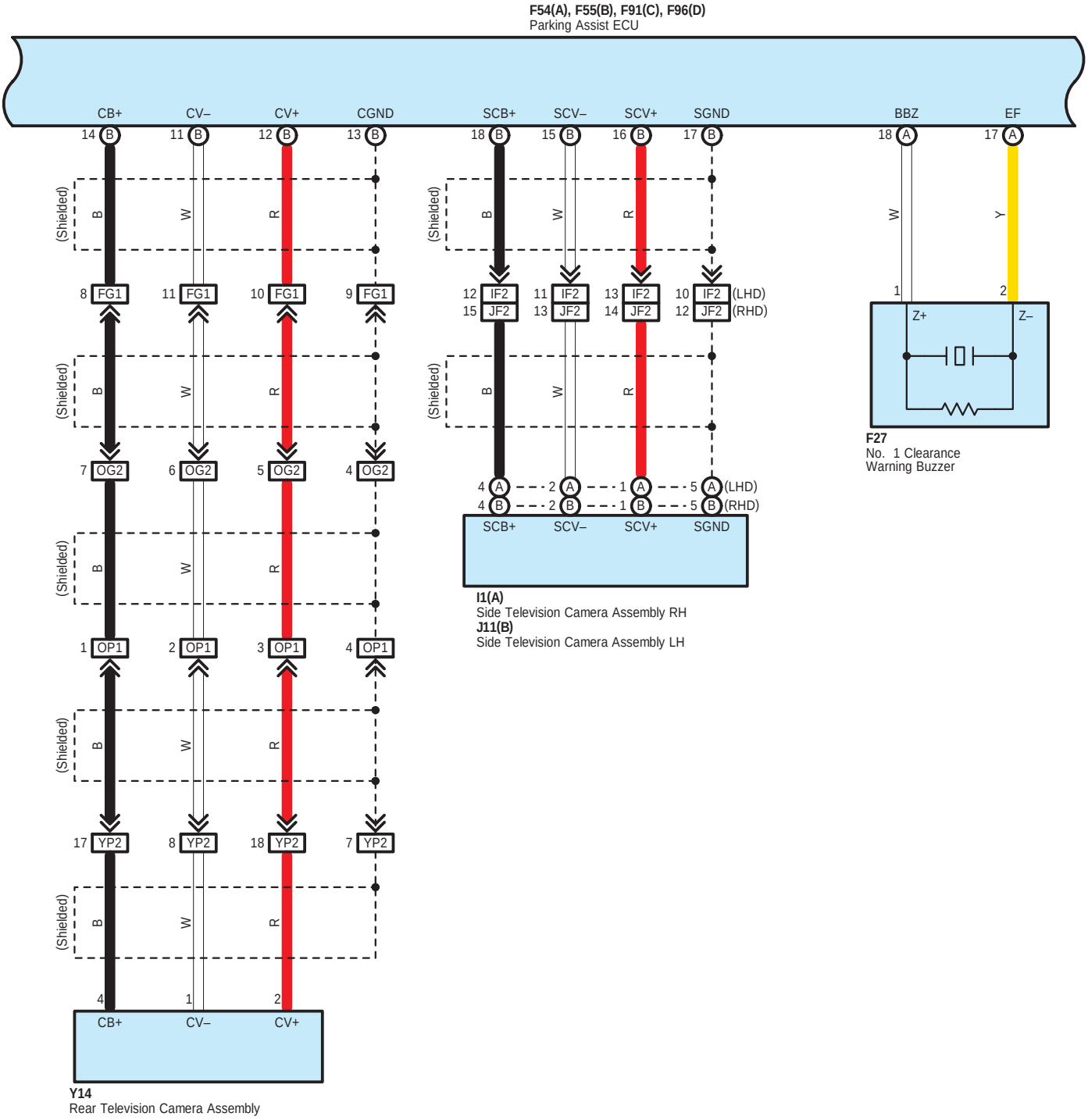
F54(A), F55(B), F91(C), F96(D)
Parking Assist ECU
CB+
CV–
CV+
CGND
SCB+
SCV–
SCV+
SGND
BBZ
EF
(Shielded)
FG1
OG2
OP1
YP2
IF2
JF2
(LHD)
(RHD)
Z+
Z–
F27
No. 1 Clearance Warning Buzzer
I1(A)
Side Television Camera Assembly RH
J11(B)
Side Television Camera Assembly LH
Y14
Rear Television Camera Assembly

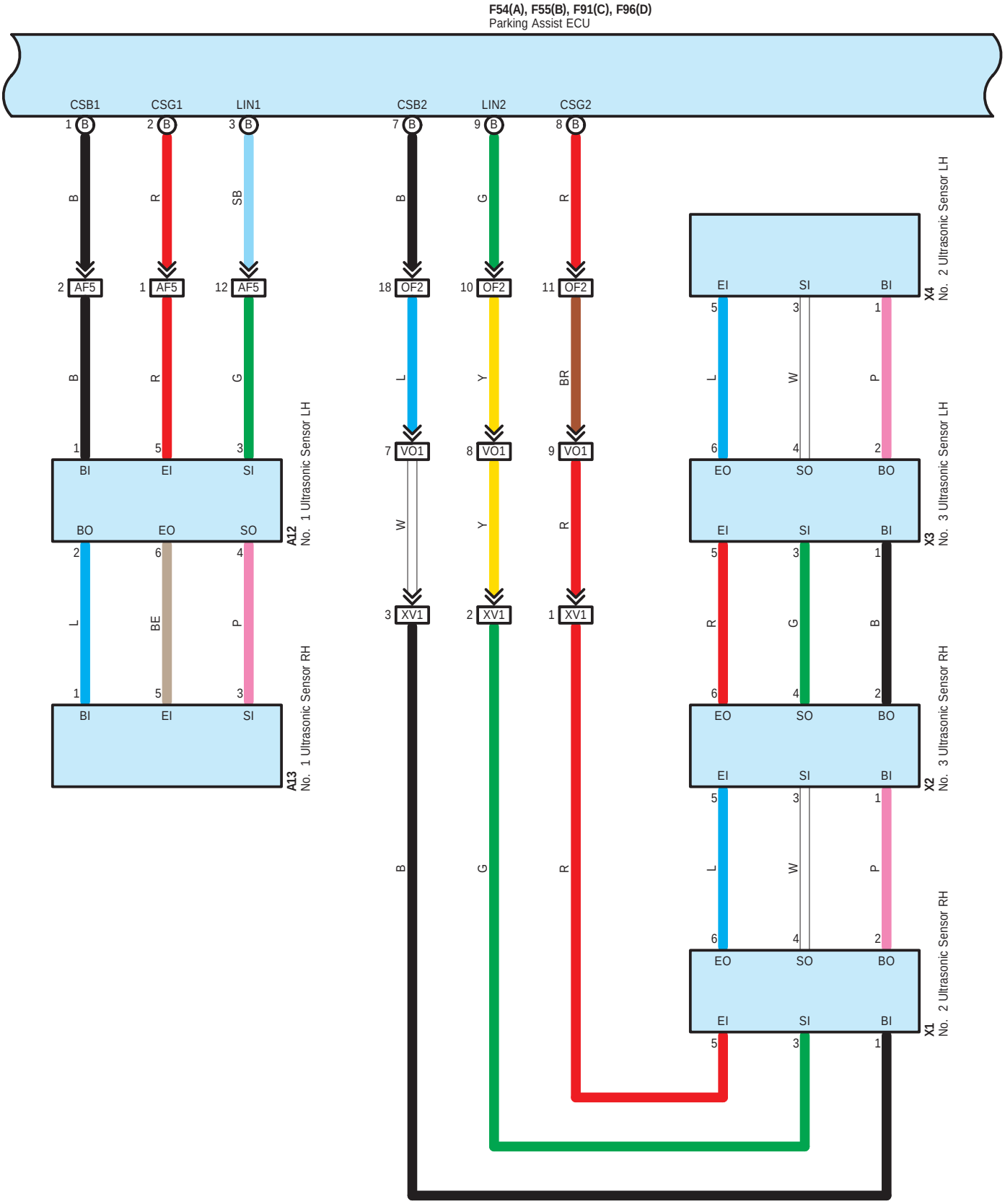
F54(A), F55(B), F91(C), F96(D)
Parking Assist ECU
CSB1
CSG1
LIN1
CSB2
LIN2
CSG2
AF5
OF2
VO1
XV1
A12
No. 1 Ultrasonic Sensor LH
A13
No. 1 Ultrasonic Sensor RH
X4
No. 2 Ultrasonic Sensor LH
X3
No. 3 Ultrasonic Sensor LH
X2
No. 3 Ultrasonic Sensor RH
X1
No. 2 Ultrasonic Sensor RH
BI
EI
SI
BO
EO
SO

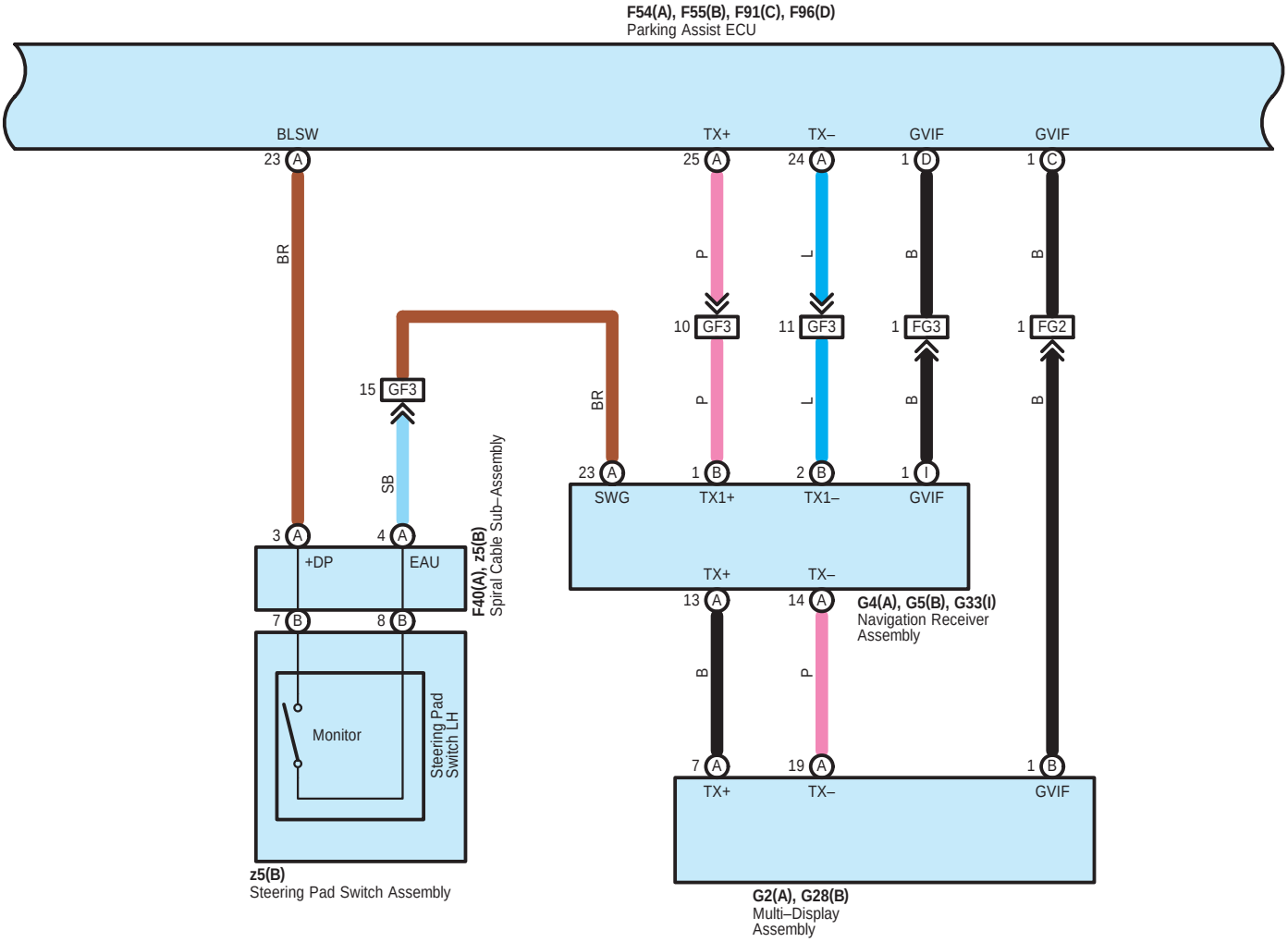
F54(A), F55(B), F91(C), F96(D)
Parking Assist ECU
BLSW
TX+
TX–
GVIF
GVIF
23 A
25 A
24 A
1 D
1 C
BR
P
L
B
B
10 GF3
11 GF3
1 FG3
1 FG2
15 GF3
BR
P
L
B
B
SB
23 A
1 B
2 B
1 I
SWG
TX1+
TX1–
GVIF
3 A
4 A
+DP
EAU
F40(A), z5(B)
Spiral Cable Sub–Assembly
TX+
TX–
13 A
14 A
G4(A), G5(B), G33(I)
Navigation Receiver
Assembly
7 B
8 B
B
P
Monitor
Steering Pad
Switch LH
7 A
19 A
1 B
TX+
TX–
GVIF
z5(B)
Steering Pad Switch Assembly
G2(A), G28(B)
Multi–Display
Assembly

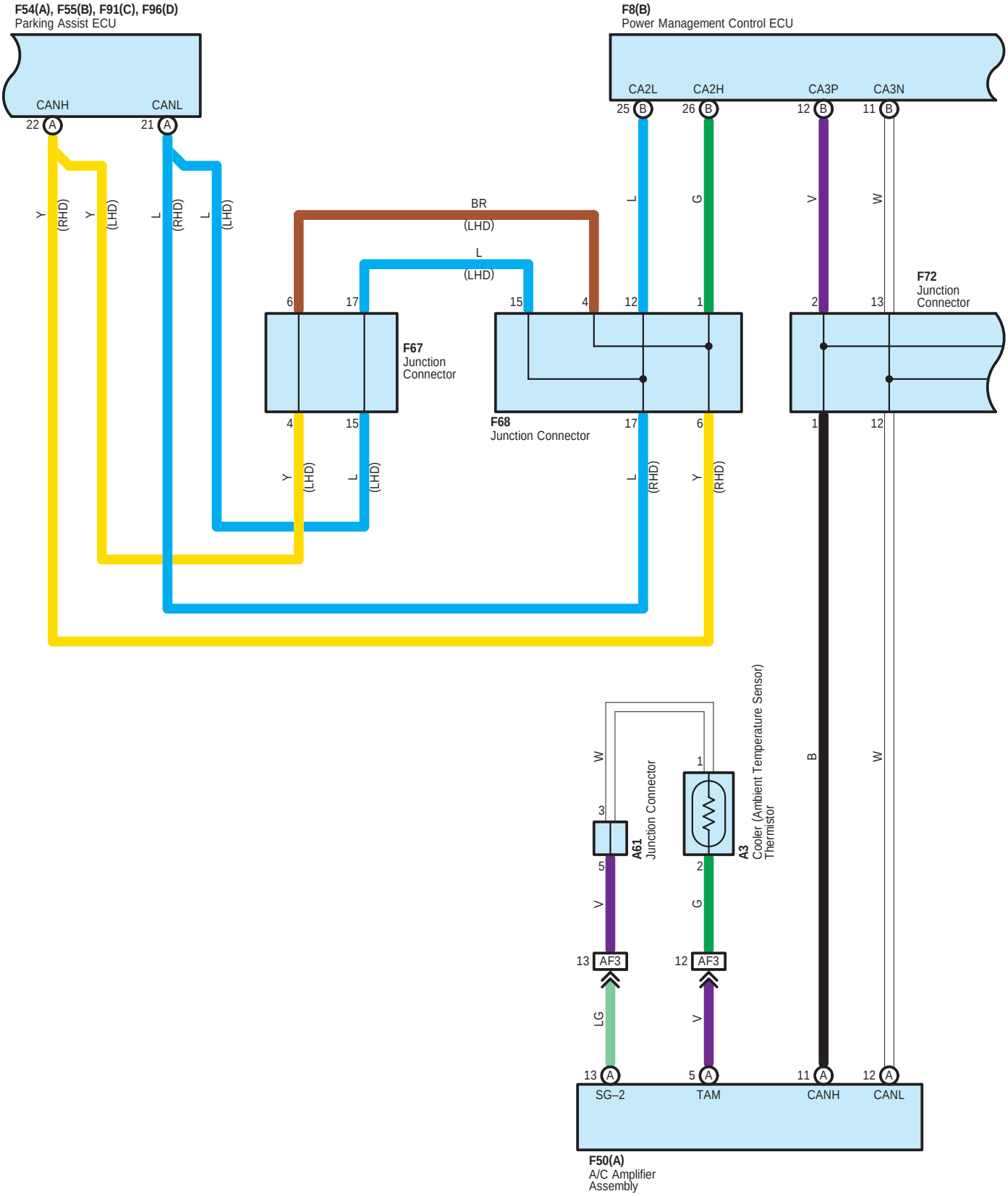
F54(A), F55(B), F91(C), F96(D)
Parking Assist ECU
CANH
CANL
22 A
21 A
F8(B)
Power Management Control ECU
CA2L
CA2H
CA3P
CA3N
25 B
26 B
12 B
11 B
Y (RHD)
Y (LHD)
L (RHD)
L (LHD)
BR (LHD)
L (LHD)
L
G
V
W
F72
Junction Connector
6
17
15
4
12
1
2
13
F67
Junction Connector
F68
Junction Connector
4
15
17
6
1
12
Y (LHD)
L (LHD)
L (RHD)
Y (RHD)
W
3
5
A61
Junction Connector
1
2
A3
Cooler (Ambient Temperature Sensor)
Thermistor
B
W
V
G
13 AF3
12 AF3
LG
V
13 A
5 A
11 A
12 A
SG–2
TAM
CANH
CANL
F50(A)
A/C Amplifier
Assembly

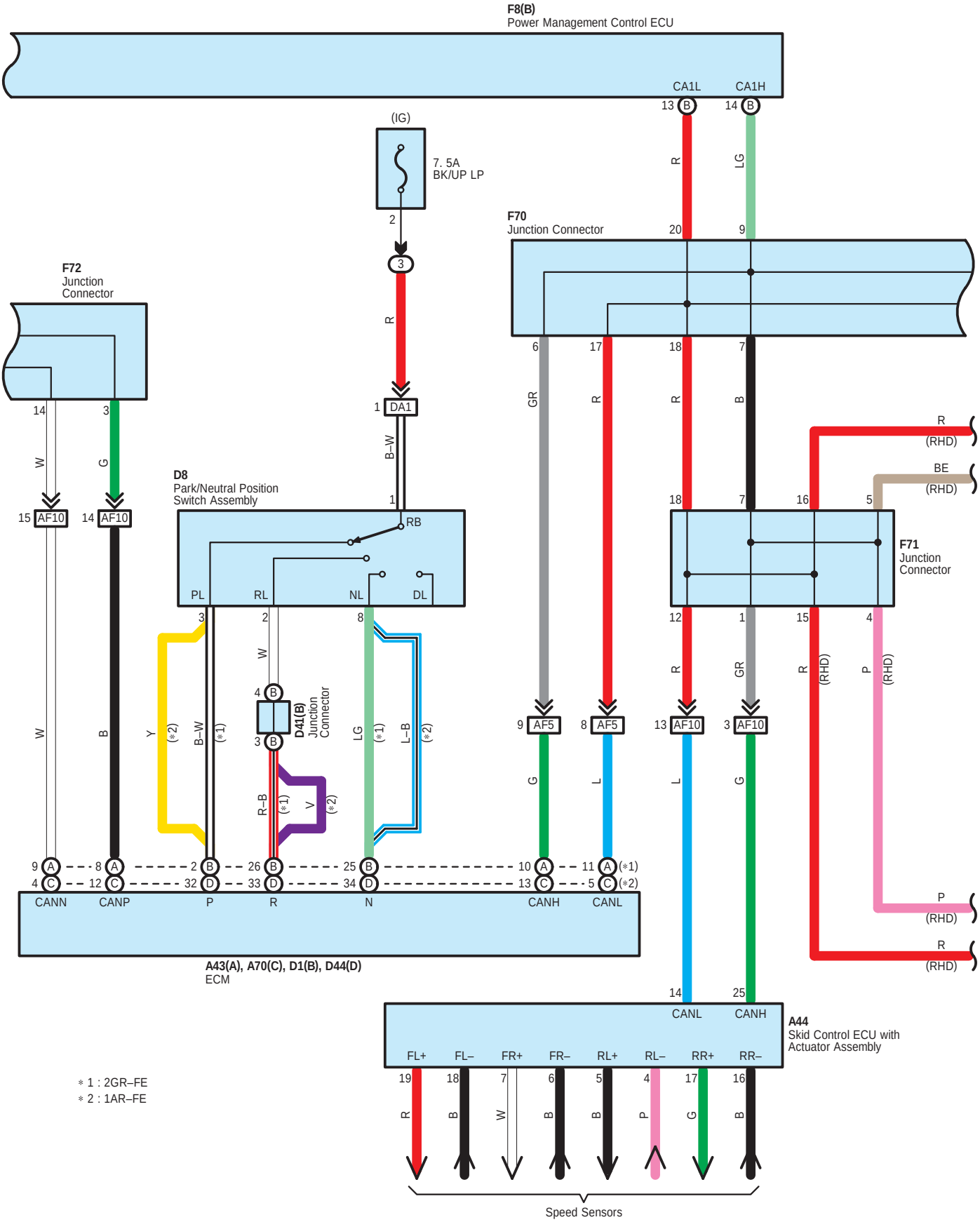
F8(B)
Power Management Control ECU
CA1L
CA1H
(IG)
7. 5A
BK/UP LP
F70
Junction Connector
F72
Junction Connector
DA1
D8
Park/Neutral Position Switch Assembly
RB
PL
RL
NL
DL
AF10
AF5
D41(B)
Junction Connector
F71
Junction Connector
R
(RHD)
BE
(RHD)
P
(RHD)
CANN
CANP
P
R
N
CANH
CANL
A43(A), A70(C), D1(B), D44(D)
ECM
A44
Skid Control ECU with Actuator Assembly
FL+
FL–
FR+
FR–
RL+
RL–
RR+
RR–
Speed Sensors
∗1 : 2GR–FE
∗2 : 1AR–FE

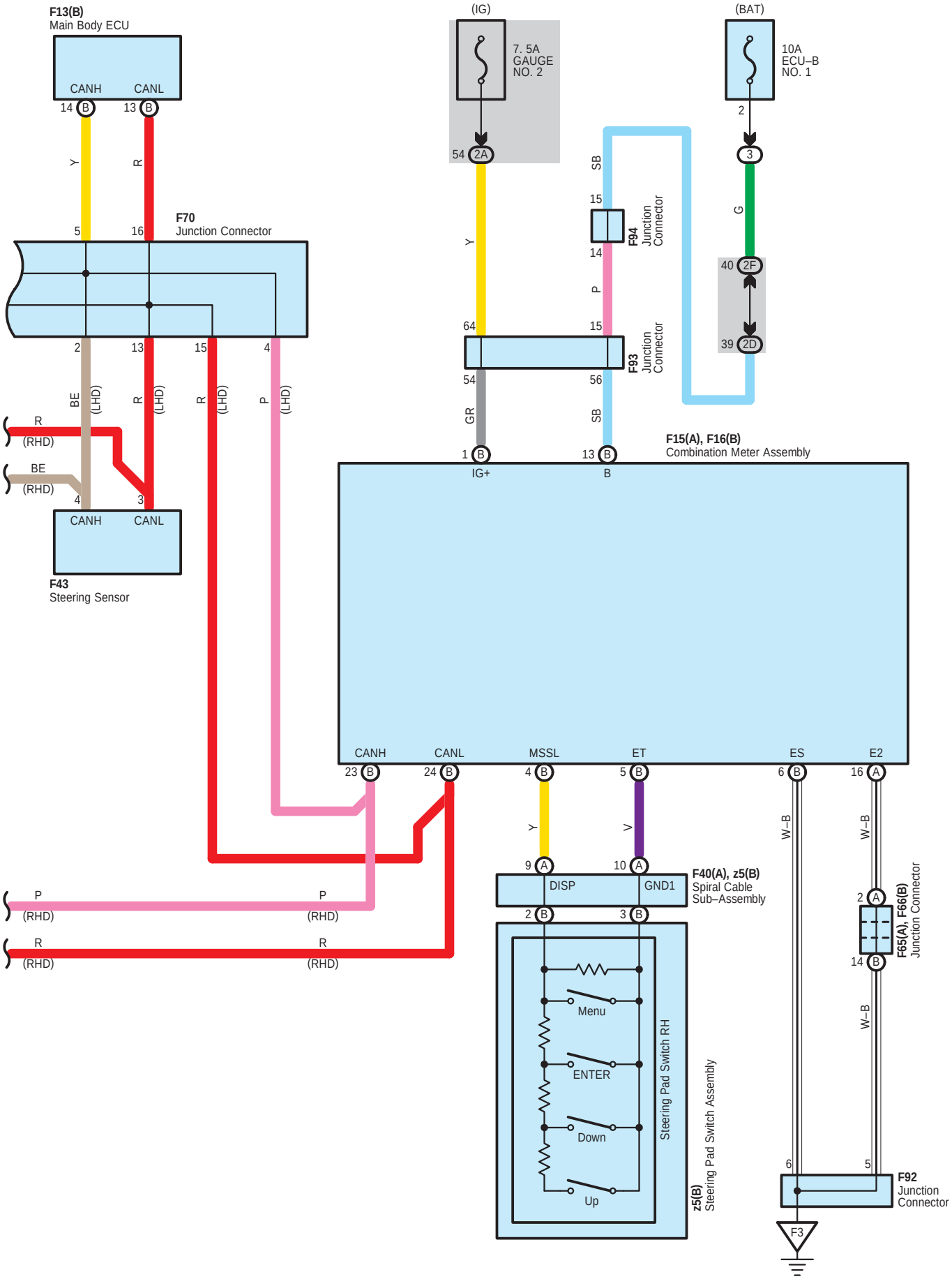
F13(B)
Main Body ECU
CANH
CANL
14 B
13 B
Y
R
F70
Junction Connector
5
16
2
13
15
4
BE
(LHD)
R
(LHD)
R
(LHD)
P
(LHD)
R
(RHD)
BE
(RHD)
4
3
CANH
CANL
F43
Steering Sensor
(IG)
7. 5A
GAUGE
NO. 2
54 2A
Y
64
54
GR
1 B
IG+
SB
15
F94
Junction
Connector
14
P
15
F93
Junction
Connector
56
SB
13 B
B
(BAT)
10A
ECU–B
NO. 1
2
3
G
40 2F
39 2D
F15(A), F16(B)
Combination Meter Assembly
CANH
CANL
MSSL
ET
ES
E2
23 B
24 B
4 B
5 B
6 B
16 A
Y
V
W–B
W–B
9 A
10 A
DISP
GND1
F40(A), z5(B)
Spiral Cable
Sub–Assembly
2 B
3 B
P
(RHD)
P
(RHD)
R
(RHD)
R
(RHD)
Menu
ENTER
Down
Up
Steering Pad Switch RH
z5(B)
Steering Pad Switch Assembly
2 A
14 B
F65(A), F66(B)
Junction Connector
W–B
6
5
F92
Junction
Connector
F3

A 3
Black

A 12
Black



A 13
Black



A 43
Black

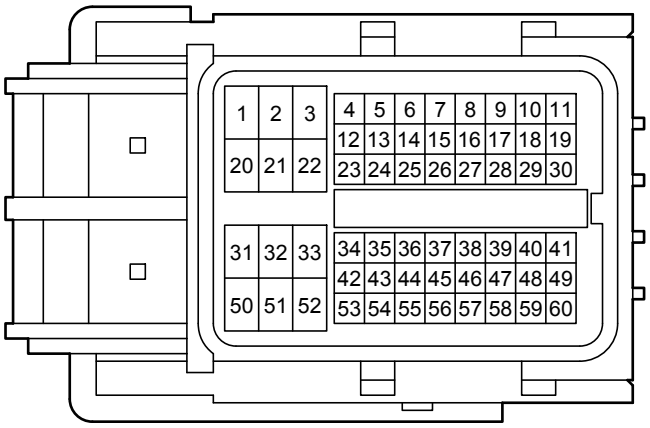

A 44
Black

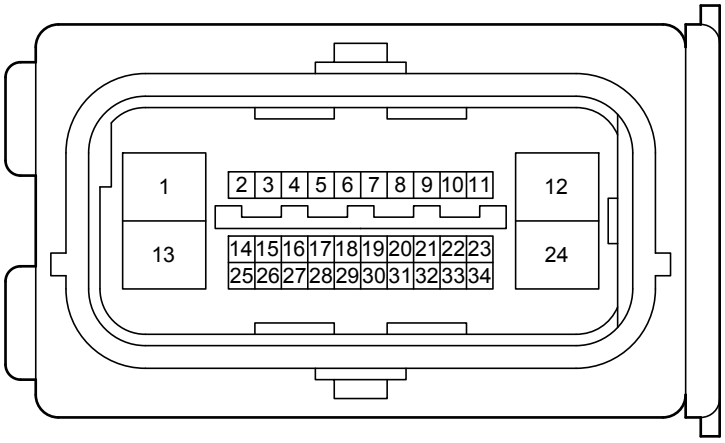

A 61
Black

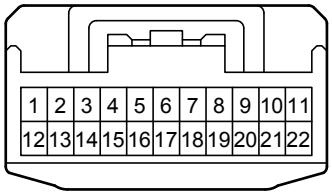

A 70
Black

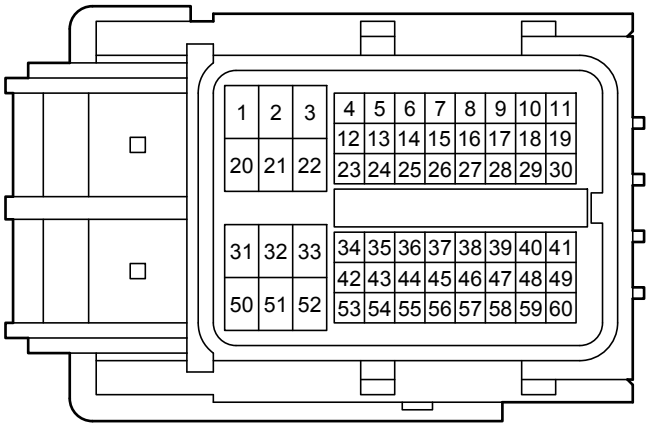

D 1
Black

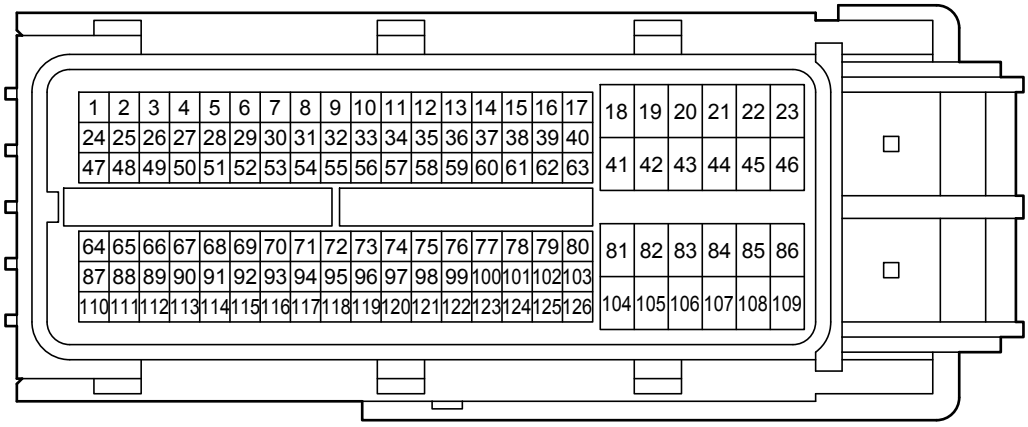

D 8
Gray

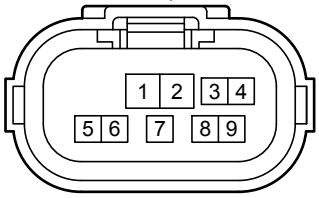

D 41
Black



D 44
Black

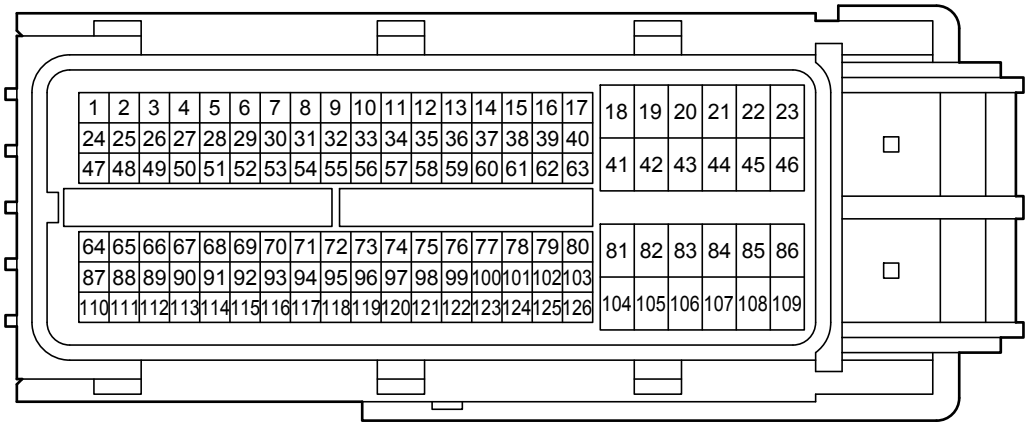

F 8
Black

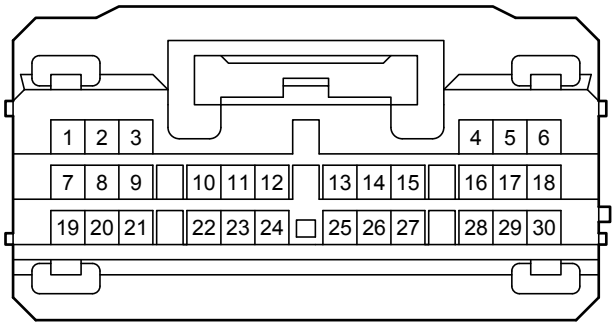

F 13
Black

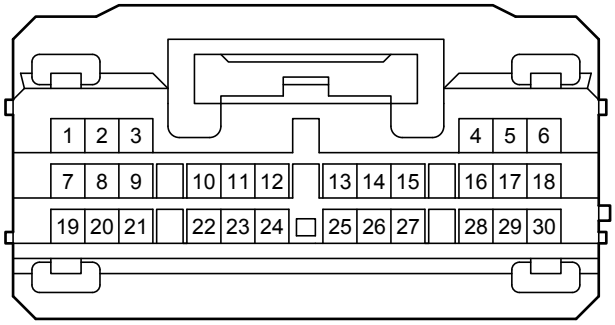

F 15
Black

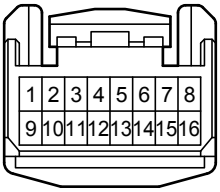

F 16
Black

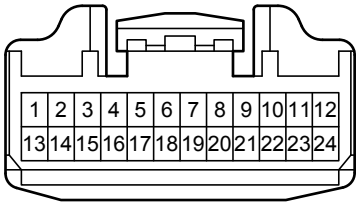

F 27
Black



F 40
Black



F 43
Blue

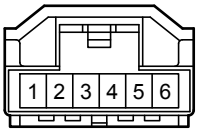

F 50
White

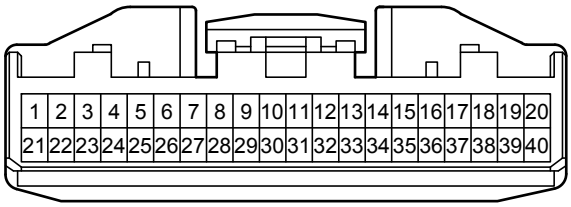

F 54
Black

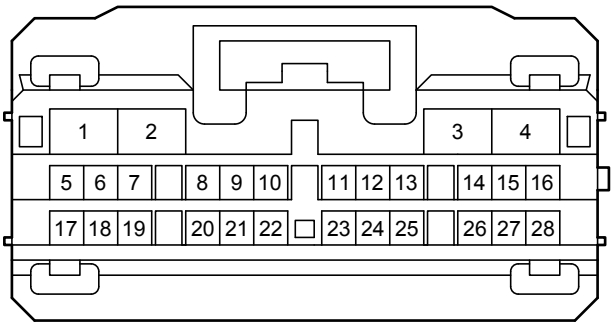

F 55
White

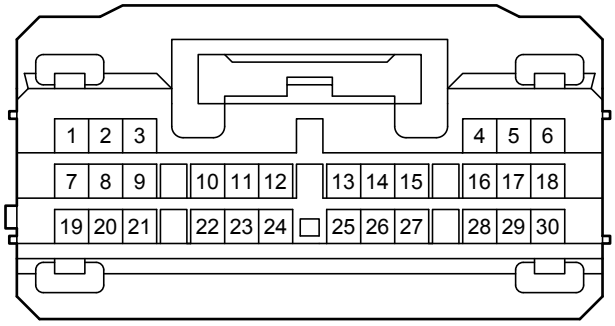

F 65
White

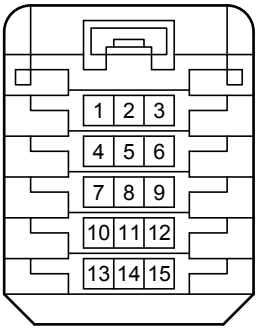

F 66
White

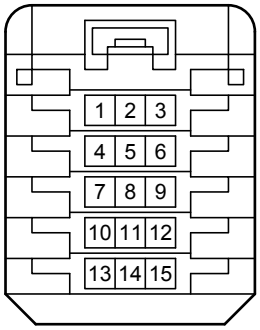

F 67
Black

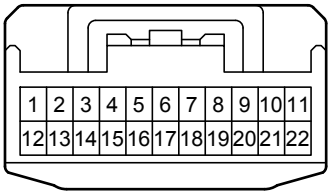

F 68
Black

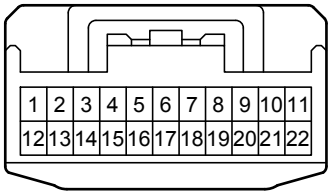

F 70
Blue

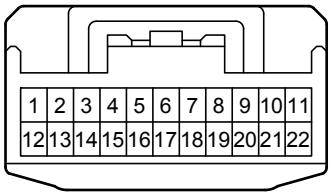

F 71
Blue

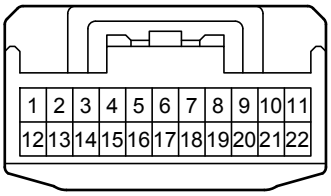

F 72
White

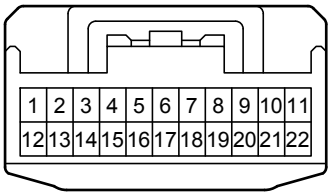

F 91
White

F 92
White

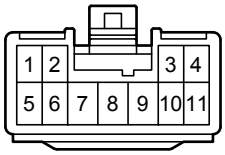

F 93
White

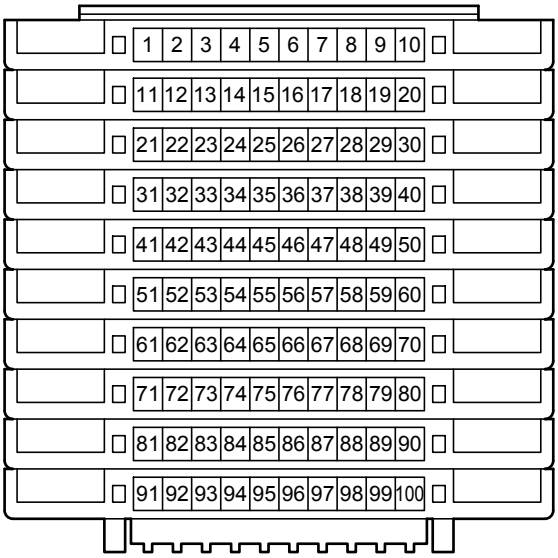

F 94
White

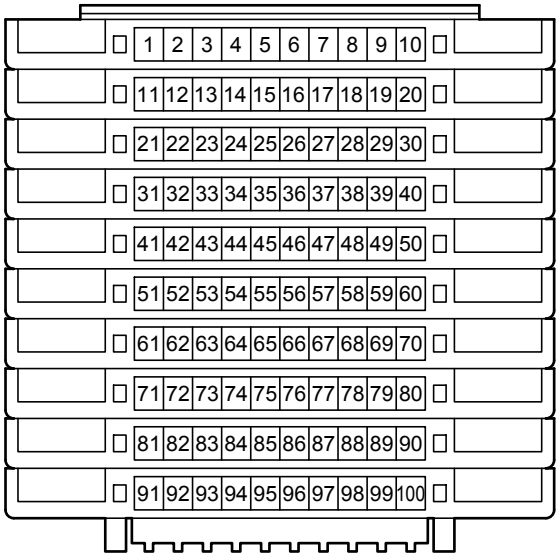

F 96
Blue

G 2
White

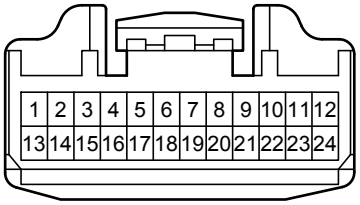

G 4
White

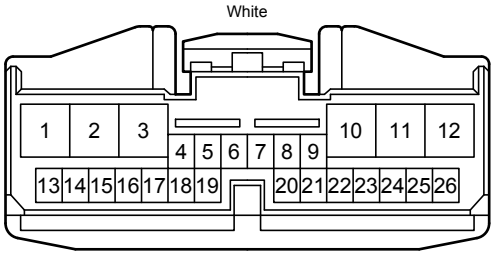

G 5
White

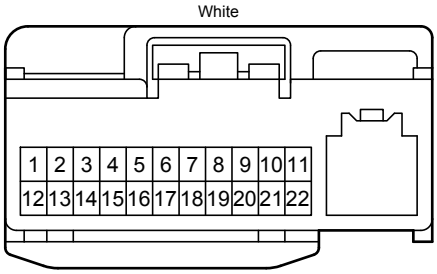

G 20
White

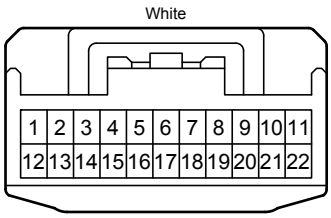

G 21
White

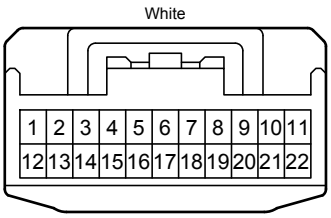

G 28
Blue

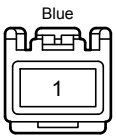

G 33
White

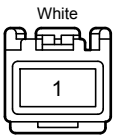

I 1
White

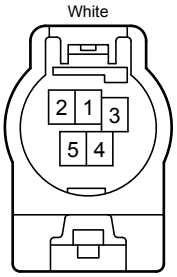

J 11
White

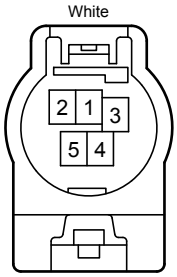

X 1
Black

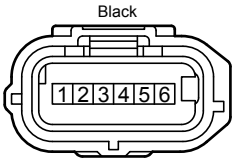

X 2
Black

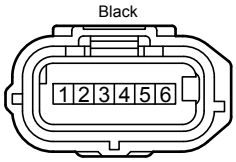

X 3
Black

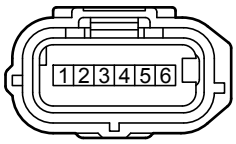

X 4
Black

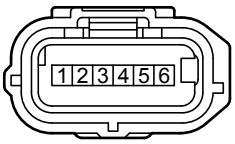

Y 14
Black

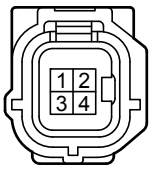

z 5
White

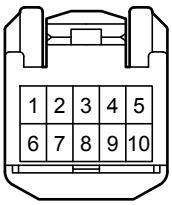

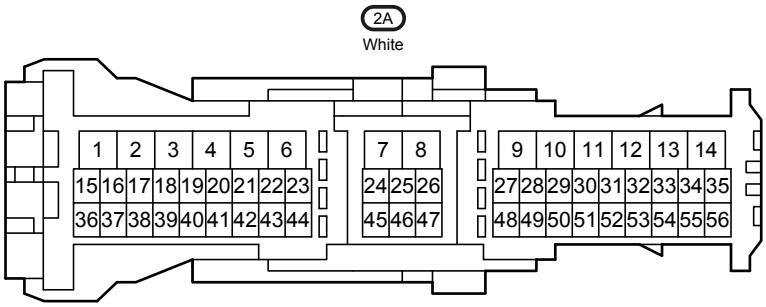
2A
White
1 2 3 4 5 6 7 8 9 10 11 12 13 14
15 16 17 18 19 20 21 22 23 24 25 26 27 28 29 30 31 32 33 34 35
36 37 38 39 40 41 42 43 44 45 46 47 48 49 50 51 52 53 54 55 56

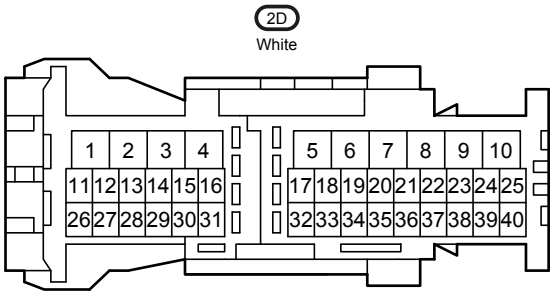
2D
White
1 2 3 4 5 6 7 8 9 10
11 12 13 14 15 16 17 18 19 20 21 22 23 24 25
26 27 28 29 30 31 32 33 34 35 36 37 38 39 40

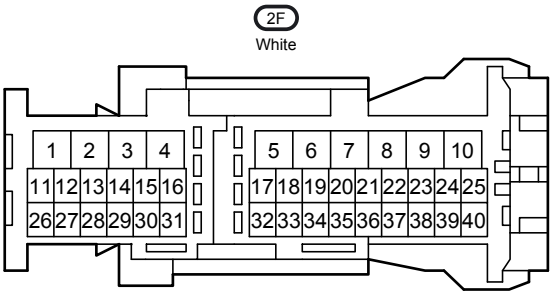
2F
White
1 2 3 4 5 6 7 8 9 10
11 12 13 14 15 16 17 18 19 20 21 22 23 24 25
26 27 28 29 30 31 32 33 34 35 36 37 38 39 40

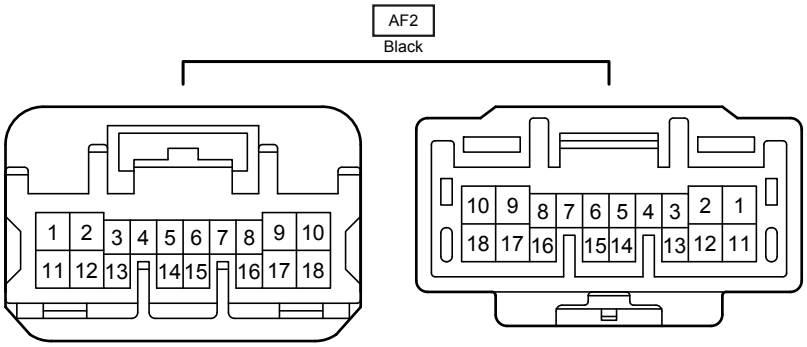
AF2
Black
1 2 3 4 5 6 7 8 9 10
11 12 13 14 15 16 17 18
10 9 8 7 6 5 4 3 2 1
18 17 16 15 14 13 12 11

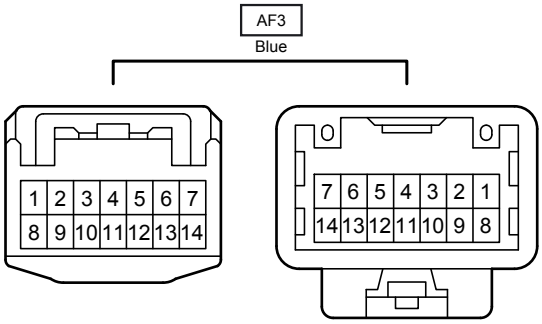
AF3
Blue
1 2 3 4 5 6 7
8 9 10 11 12 13 14
7 6 5 4 3 2 1
14 13 12 11 10 9 8

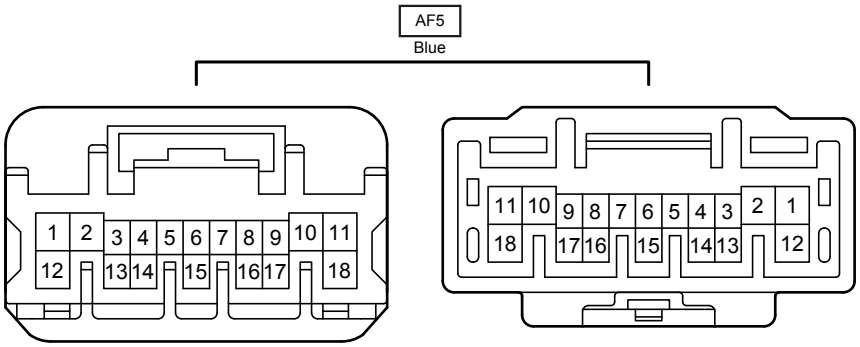
AF5
Blue
1 2 3 4 5 6 7 8 9 10 11
12 13 14 15 16 17 18
11 10 9 8 7 6 5 4 3 2 1
18 17 16 15 14 13 12

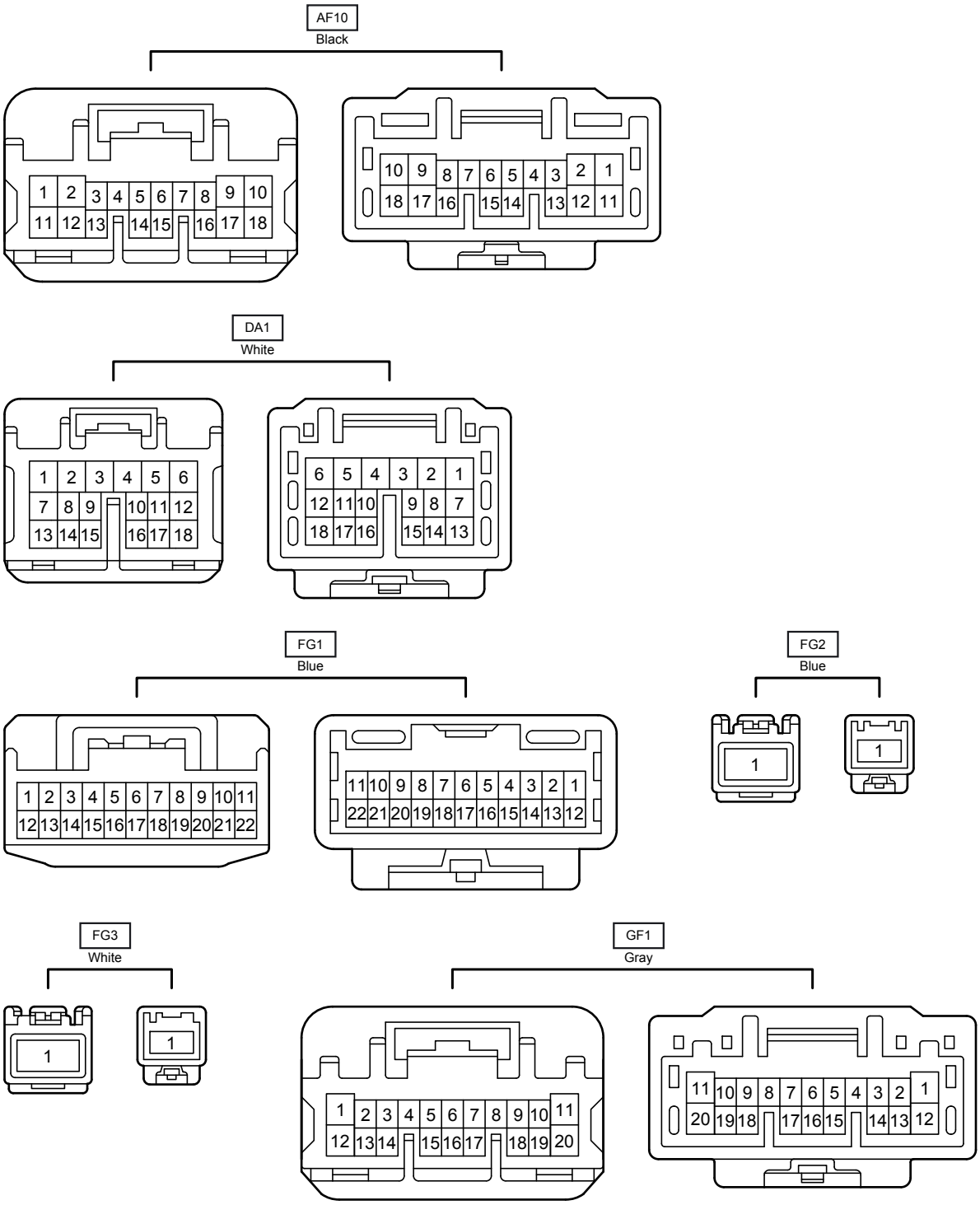
AF10
Black
DA1
White
FG1
Blue
FG2
Blue
FG3
White
GF1
Gray

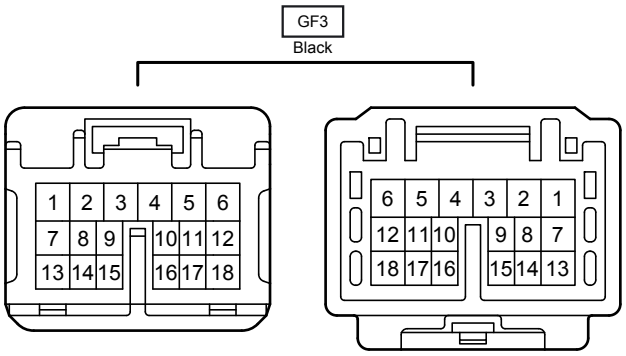
GF3
Black
1 2 3 4 5 6
7 8 9 10 11 12
13 14 15 16 17 18
6 5 4 3 2 1
12 11 10 9 8 7
18 17 16 15 14 13

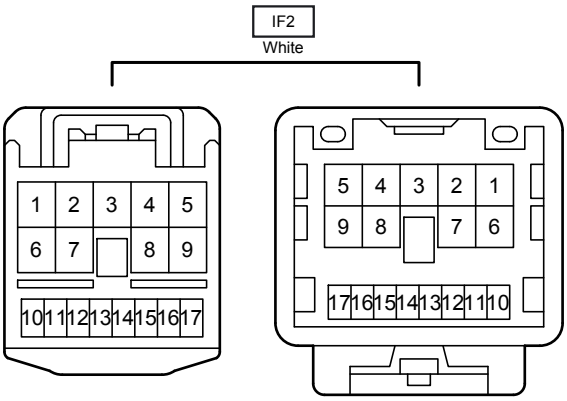
IF2
White
1 2 3 4 5
6 7 8 9
10 11 12 13 14 15 16 17
5 4 3 2 1
9 8 7 6
17 16 15 14 13 12 11 10

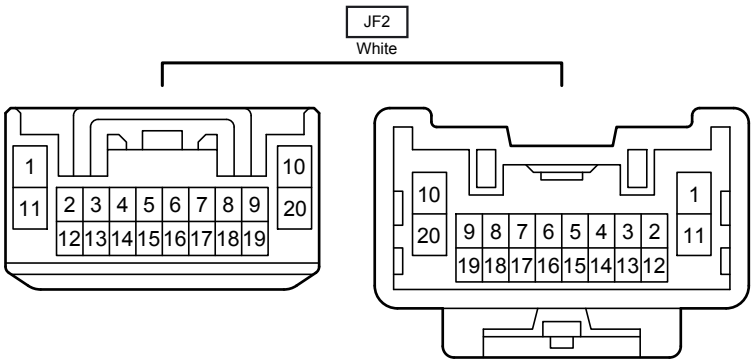
JF2
White
1 10
11 2 3 4 5 6 7 8 9 20
12 13 14 15 16 17 18 19
10 1
20 9 8 7 6 5 4 3 2 11
19 18 17 16 15 14 13 12

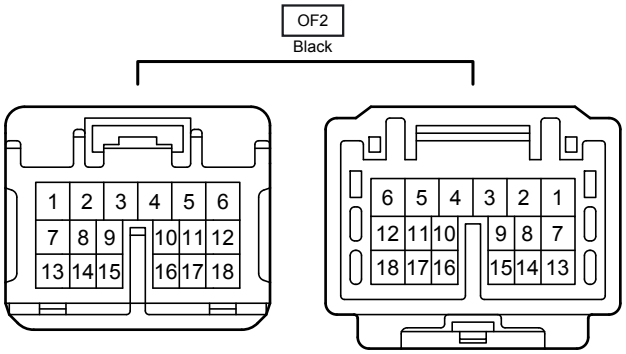
OF2
Black
1 2 3 4 5 6
7 8 9 10 11 12
13 14 15 16 17 18
6 5 4 3 2 1
12 11 10 9 8 7
18 17 16 15 14 13

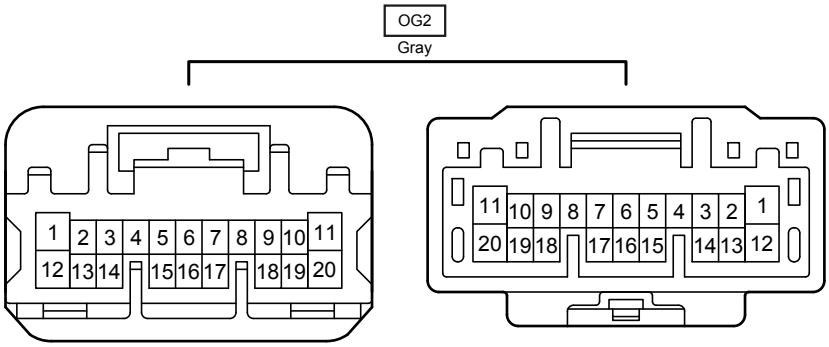
OG2
Gray
1 2 3 4 5 6 7 8 9 10 11
12 13 14 15 16 17 18 19 20
11 10 9 8 7 6 5 4 3 2 1
20 19 18 17 16 15 14 13 12

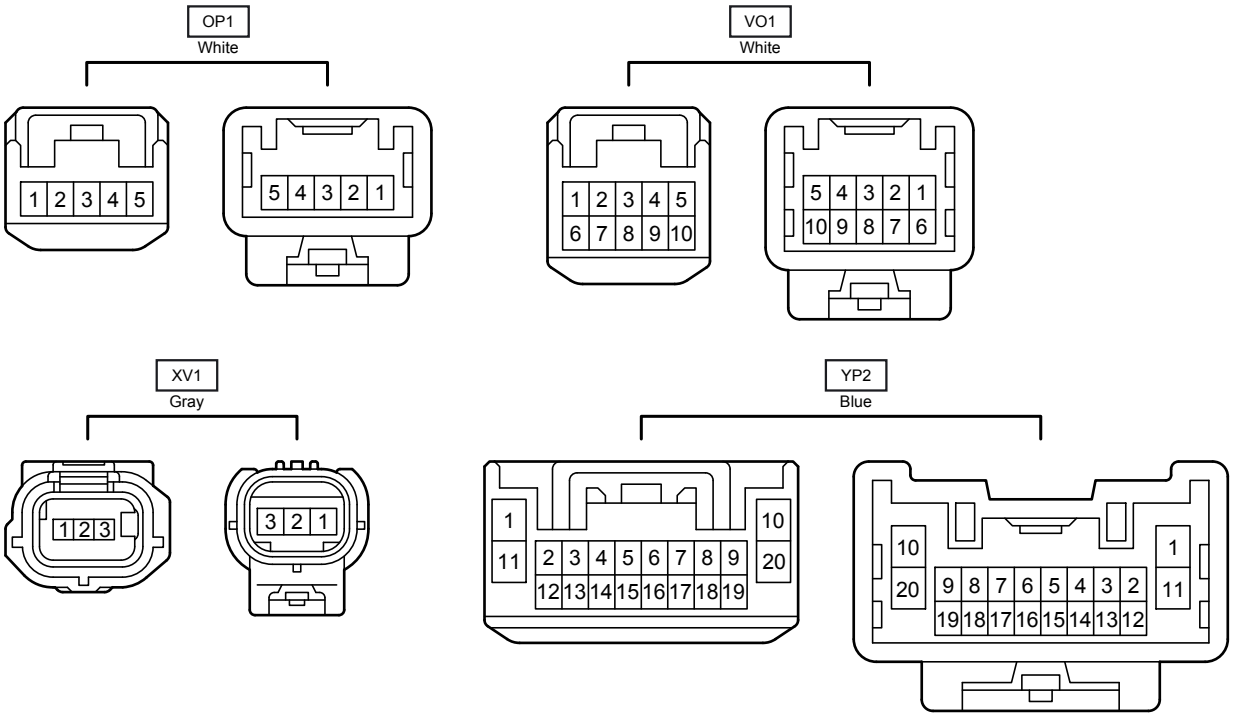
OP1
White
1 2 3 4 5
5 4 3 2 1
VO1
White
1 2 3 4 5
6 7 8 9 10
5 4 3 2 1
10 9 8 7 6
XV1
Gray
1 2 3
3 2 1
YP2
Blue
1
11
2 3 4 5 6 7 8 9
12 13 14 15 16 17 18 19
10
20
10
20
9 8 7 6 5 4 3 2
19 18 17 16 15 14 13 12
1
11