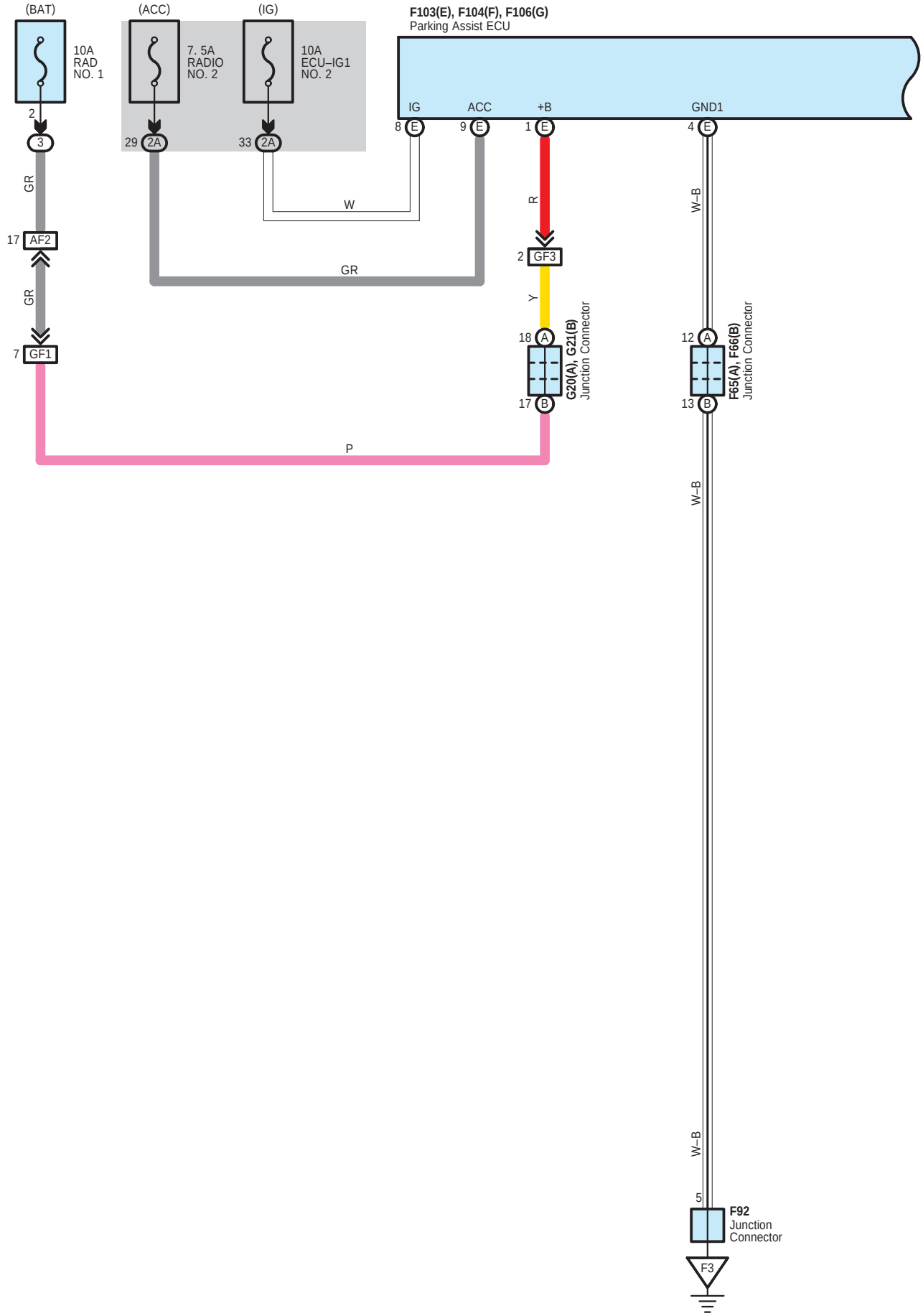
(BAT)
10A
RAD
NO. 1
(ACC)
7. 5A
RADIO
NO. 2
(IG)
10A
ECU–IG1
NO. 2
F103(E), F104(F), F106(G)
Parking Assist ECU
IG
ACC
+B
GND1
2
3
29
2A
33
2A
8
E
9
E
1
E
4
E
GR
17
AF2
GR
7
GF1
W
GR
R
2
GF3
Y
18
A
17
B
G20(A), G21(B)
Junction Connector
12
A
13
B
F65(A), F66(B)
Junction Connector
W–B
W–B
W–B
P
5
F92
Junction
Connector
F3

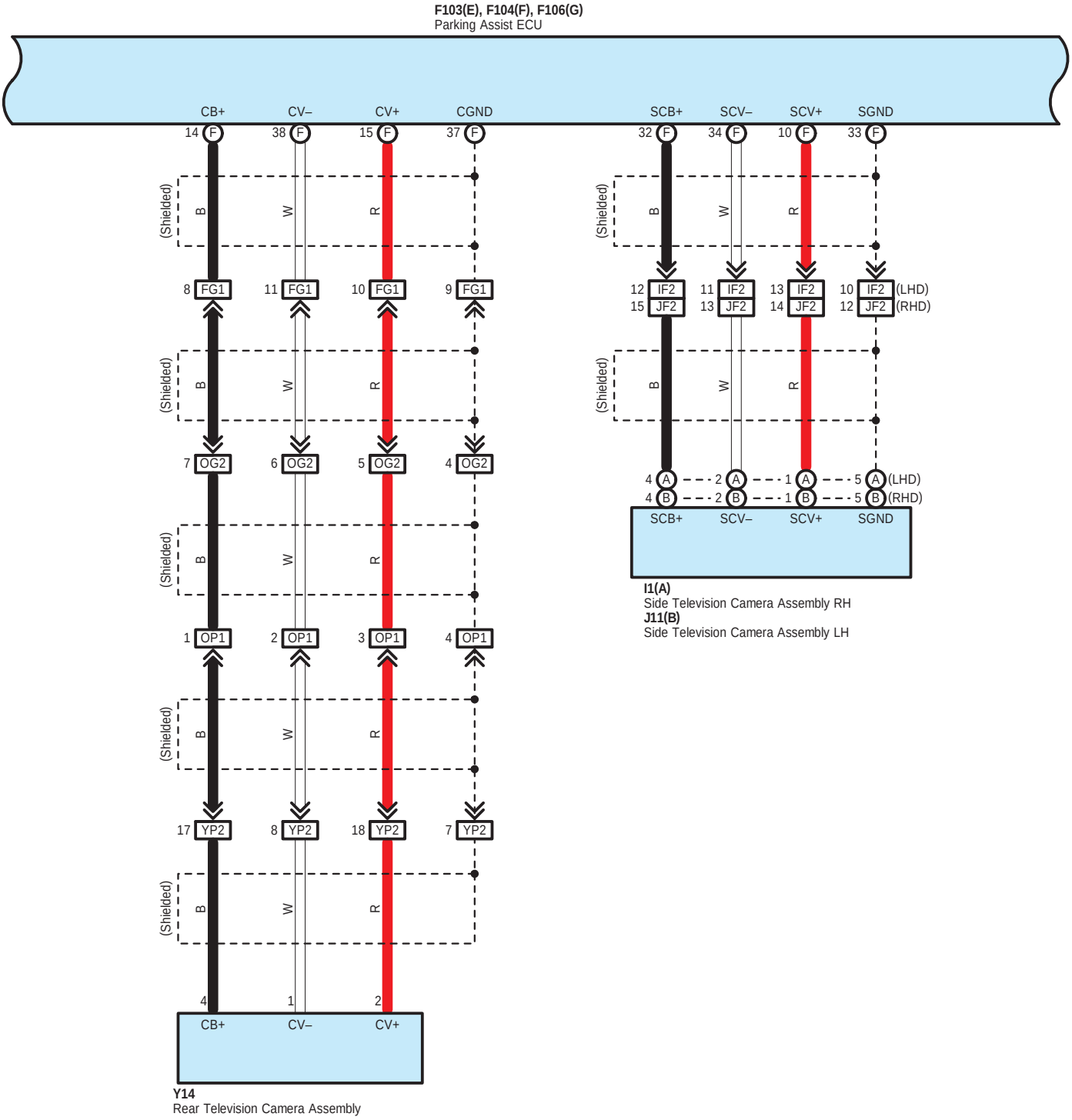
F103(E), F104(F), F106(G)
Parking Assist ECU
CB+
CV–
CV+
CGND
SCB+
SCV–
SCV+
SGND
14 F
38 F
15 F
37 F
32 F
34 F
10 F
33 F
(Shielded)
B
W
R
8 FG1
11 FG1
10 FG1
9 FG1
12 IF2
15 JF2
11 IF2
13 JF2
13 IF2
14 JF2
10 IF2 (LHD)
12 JF2 (RHD)
7 OG2
6 OG2
5 OG2
4 OG2
4 A
4 B
2 A
2 B
1 A
1 B
5 A (LHD)
5 B (RHD)
1 OP1
2 OP1
3 OP1
4 OP1
17 YP2
8 YP2
18 YP2
7 YP2
4
1
2
Y14
Rear Television Camera Assembly
I1(A)
Side Television Camera Assembly RH
J11(B)
Side Television Camera Assembly LH

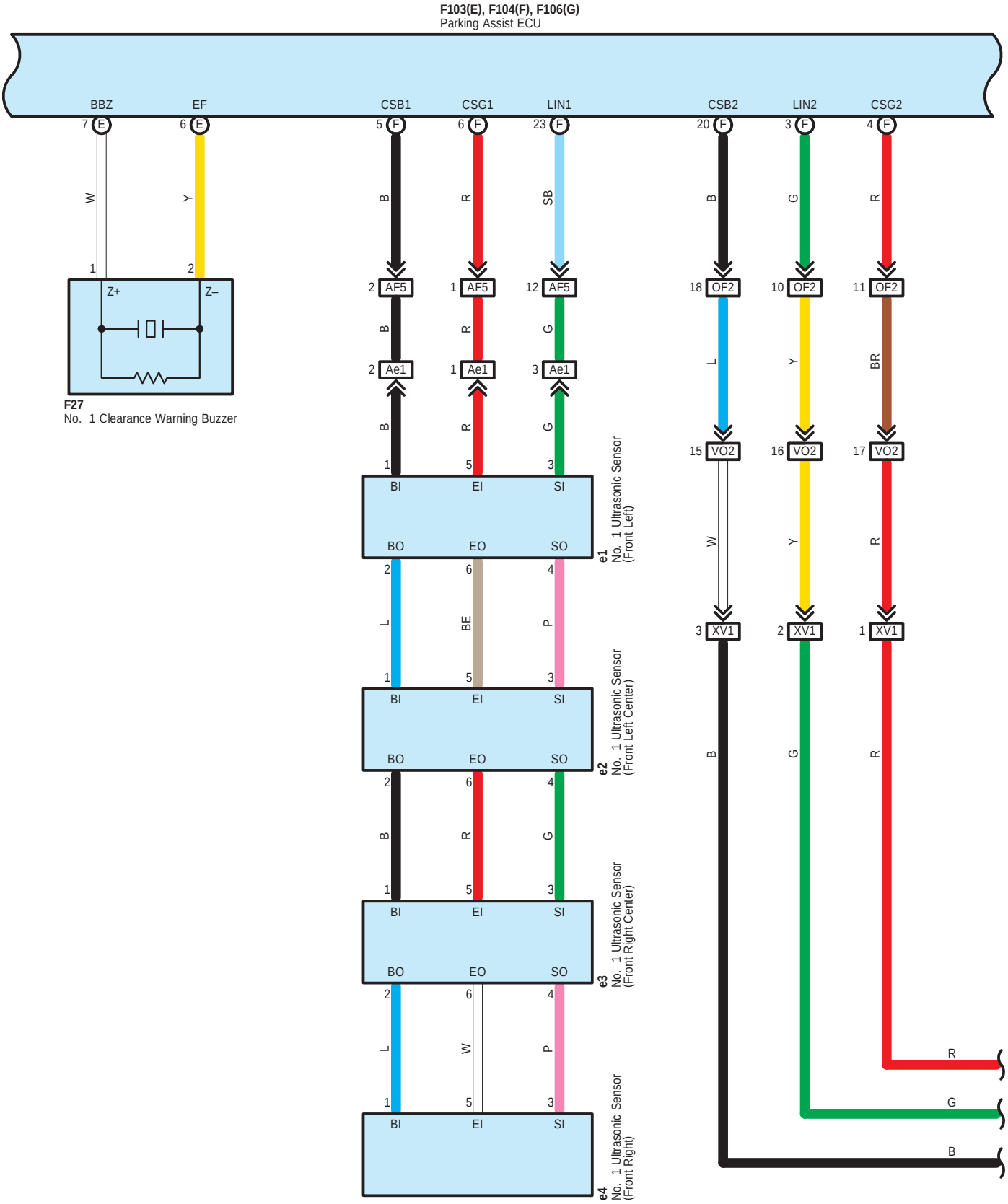
F103(E), F104(F), F106(G)
Parking Assist ECU
BBZ
EF
CSB1
CSG1
LIN1
CSB2
LIN2
CSG2
Z+
Z–
F27
No. 1 Clearance Warning Buzzer
AF5
Ae1
OF2
VO2
XV1
BI
EI
SI
BO
EO
SO
e1 No. 1 Ultrasonic Sensor (Front Left)
e2 No. 1 Ultrasonic Sensor (Front Left Center)
e3 No. 1 Ultrasonic Sensor (Front Right Center)
e4 No. 1 Ultrasonic Sensor (Front Right)

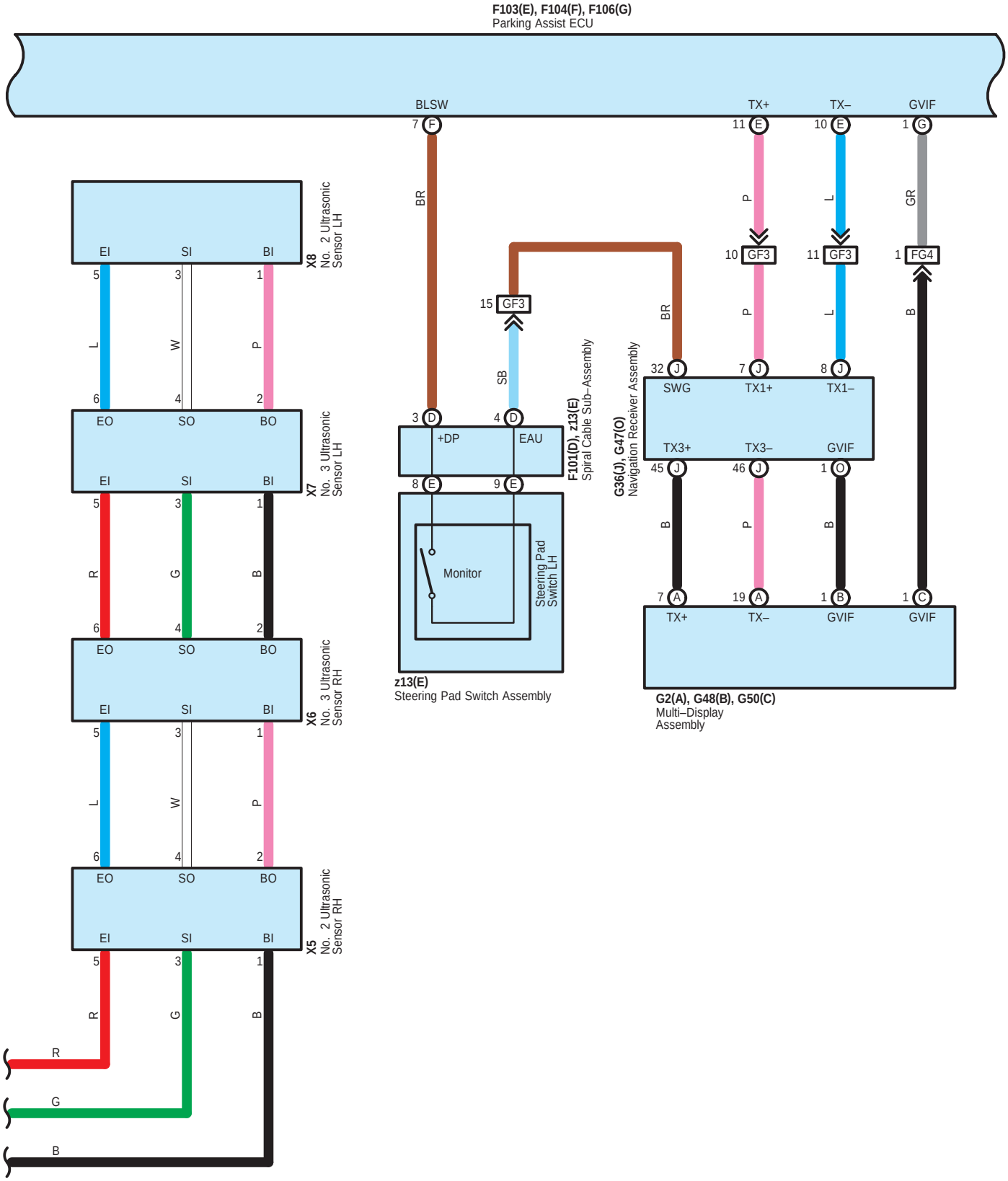
F103(E), F104(F), F106(G)
Parking Assist ECU
BLSW
TX+
TX–
GVIF
X8
No. 2 Ultrasonic Sensor LH
X7
No. 3 Ultrasonic Sensor LH
X6
No. 3 Ultrasonic Sensor RH
X5
No. 2 Ultrasonic Sensor RH
EI
SI
BI
EO
SO
BO
GF3
FG4
F101(D), z13(E)
Spiral Cable Sub–Assembly
+DP
EAU
Monitor
Steering Pad Switch LH
z13(E)
Steering Pad Switch Assembly
G36(J), G47(O)
Navigation Receiver Assembly
SWG
TX1+
TX1–
TX3+
TX3–
G2(A), G48(B), G50(C)
Multi–Display Assembly

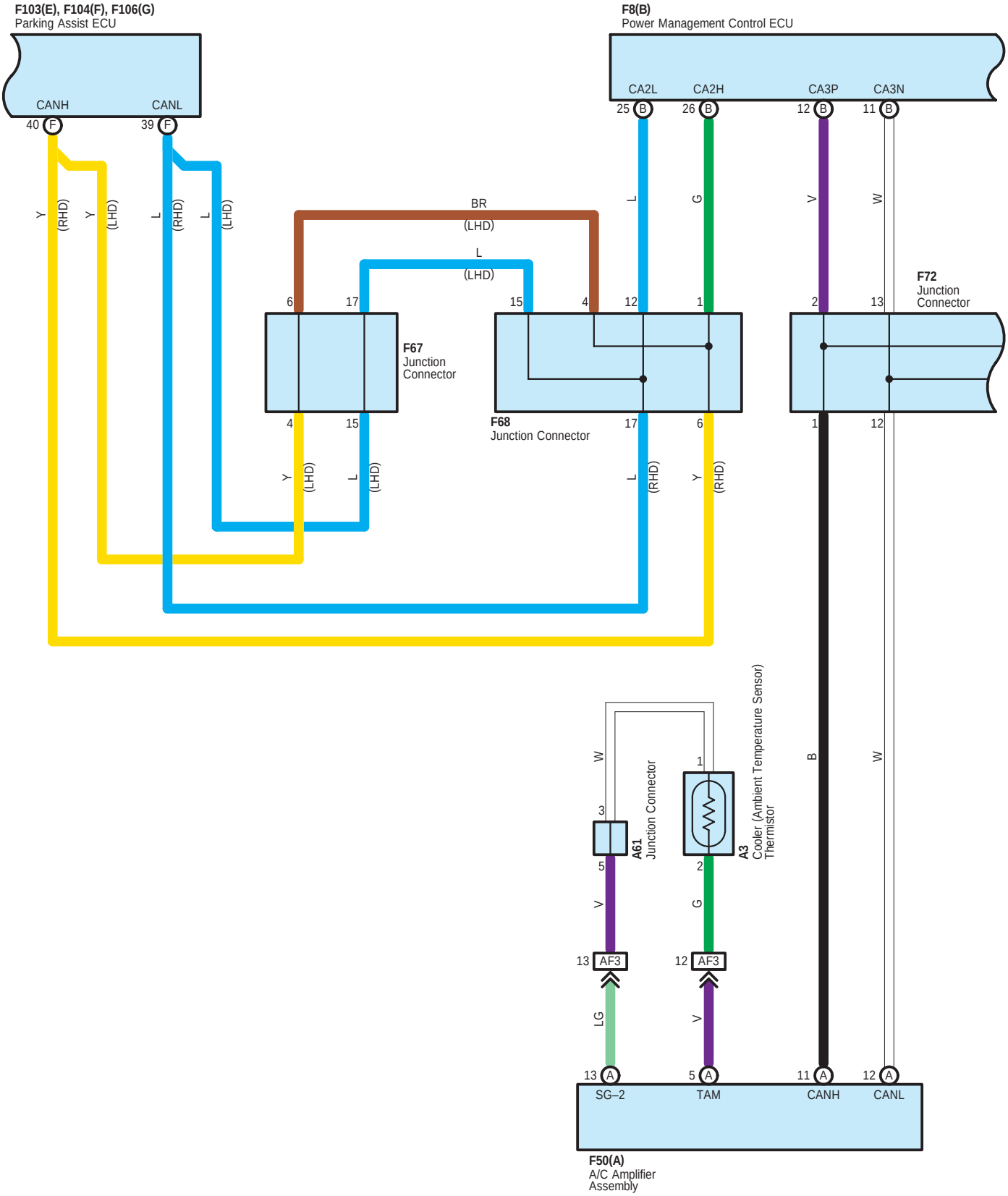
F103(E), F104(F), F106(G)
Parking Assist ECU
CANH
CANL
40 F
39 F
F8(B)
Power Management Control ECU
CA2L
CA2H
CA3P
CA3N
25 B
26 B
12 B
11 B
Y (RHD)
Y (LHD)
L (RHD)
L (LHD)
BR (LHD)
L (LHD)
L
G
V
W
F72
Junction Connector
6
17
15
4
12
1
2
13
F67
Junction Connector
F68
Junction Connector
4
15
17
6
1
12
Y (LHD)
L (LHD)
L (RHD)
Y (RHD)
W
3
5
A61
Junction Connector
1
2
A3
Cooler (Ambient Temperature Sensor)
Thermistor
B
W
V
G
13 AF3
12 AF3
LG
V
13 A
5 A
11 A
12 A
SG–2
TAM
CANH
CANL
F50(A)
A/C Amplifier
Assembly

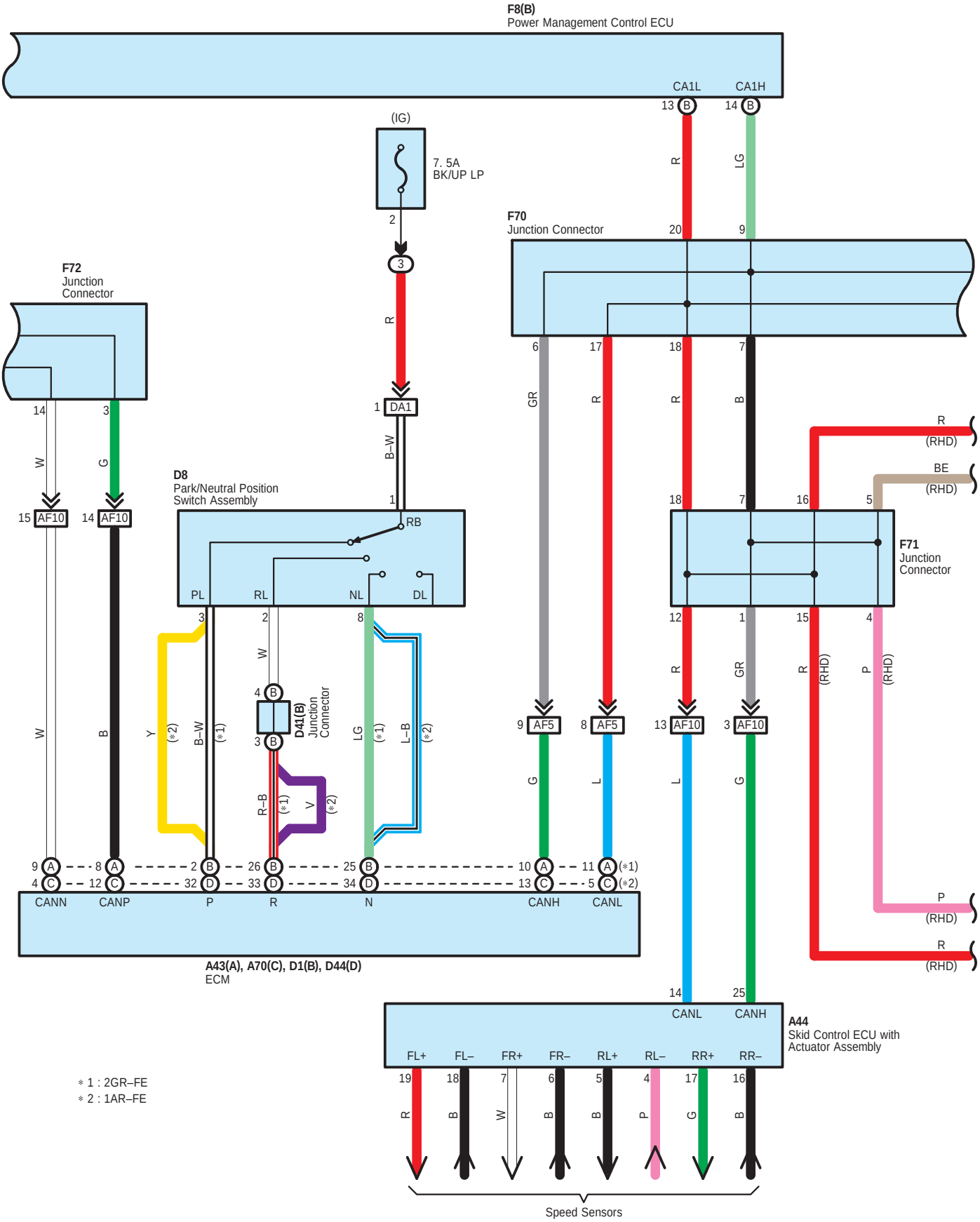
F8(B)
Power Management Control ECU
CA1L
CA1H
(IG)
7. 5A
BK/UP LP
F70
Junction Connector
F72
Junction Connector
DA1
D8
Park/Neutral Position Switch Assembly
RB
PL
RL
NL
DL
AF10
AF5
D41(B)
Junction Connector
F71
Junction Connector
R
(RHD)
BE
(RHD)
P
(RHD)
CANN
CANP
P
R
N
CANH
CANL
A43(A), A70(C), D1(B), D44(D)
ECM
A44
Skid Control ECU with Actuator Assembly
FL+
FL–
FR+
FR–
RL+
RL–
RR+
RR–
Speed Sensors
∗1 : 2GR–FE
∗2 : 1AR–FE

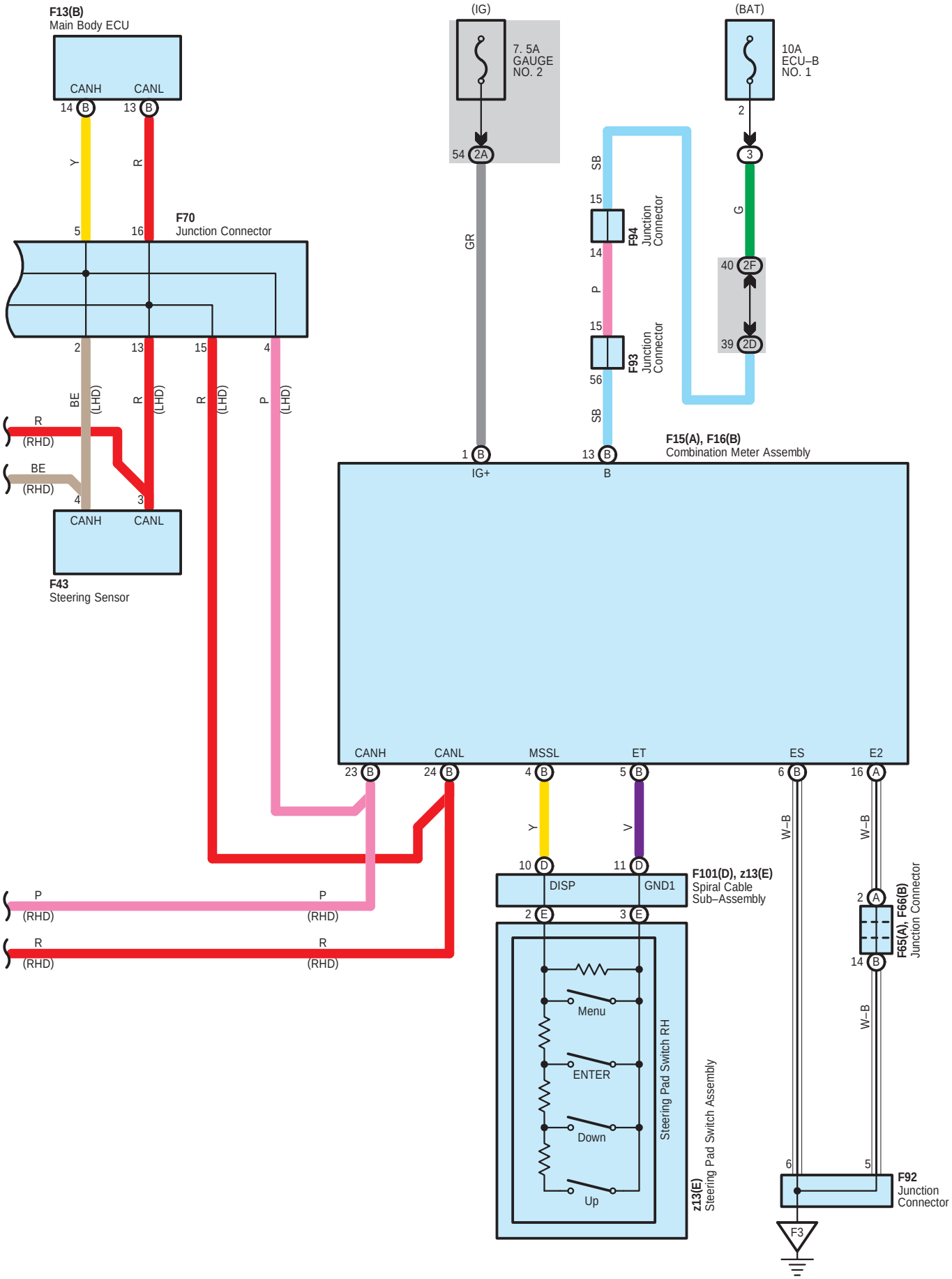
F13(B)
Main Body ECU
CANH
CANL
14 B
13 B
Y
R
5
16
F70
Junction Connector
2
13
15
4
BE
(LHD)
R
(LHD)
R
(LHD)
P
(LHD)
R
(RHD)
BE
(RHD)
4
3
CANH
CANL
F43
Steering Sensor
(IG)
7. 5A
GAUGE
NO. 2
54 2A
GR
(BAT)
10A
ECU–B
NO. 1
2
3
G
40 2F
39 2D
SB
15
14
F94
Junction
Connector
P
15
56
F93
Junction
Connector
SB
1 B
IG+
13 B
B
F15(A), F16(B)
Combination Meter Assembly
CANH
CANL
MSSL
ET
ES
E2
23 B
24 B
4 B
5 B
6 B
16 A
Y
V
W–B
W–B
10 D
11 D
DISP
GND1
F101(D), z13(E)
Spiral Cable
Sub–Assembly
2 E
3 E
P
(RHD)
P
(RHD)
R
(RHD)
R
(RHD)
2 A
14 B
F65(A), F66(B)
Junction Connector
W–B
Menu
ENTER
Down
Up
Steering Pad Switch RH
z13(E)
Steering Pad Switch Assembly
6
5
F92
Junction
Connector
F3

A 3
Black

A 43
Black

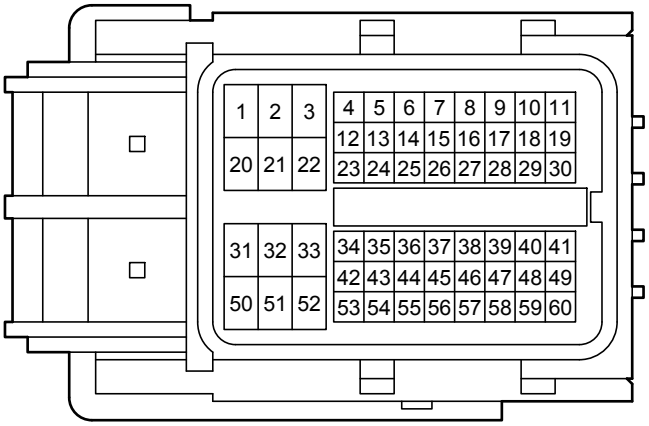

A 44
Black

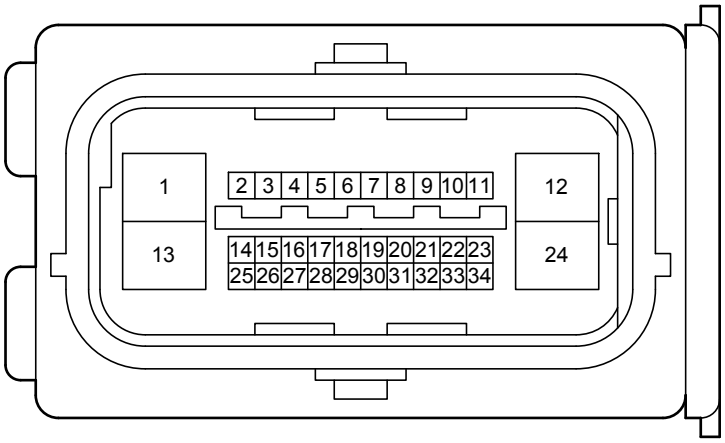

A 61
Black

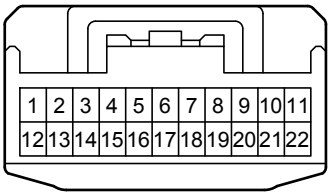

A 70
Black

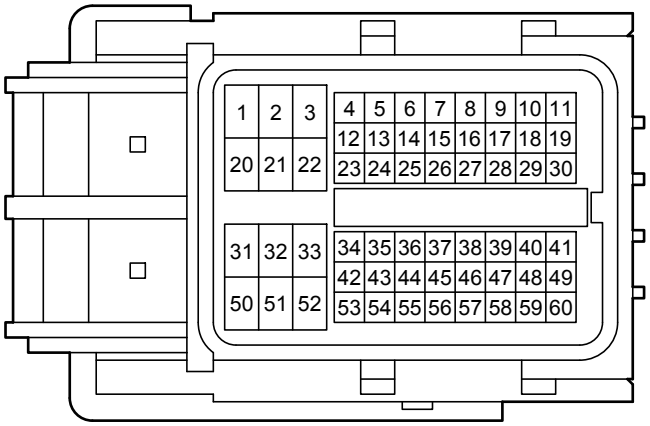

D 1
Black

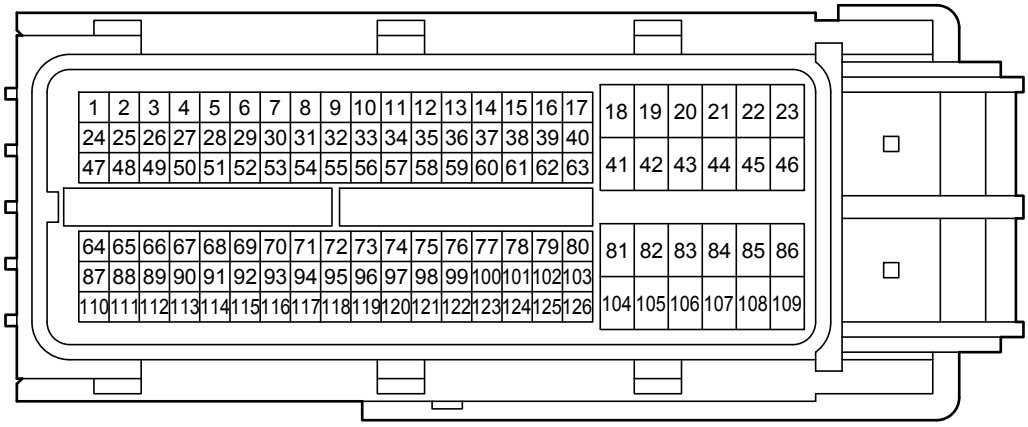

D 8
Gray

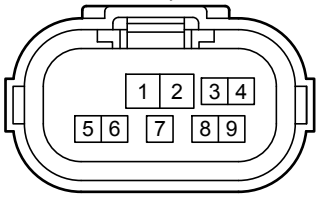

D 41
Black



D 44
Black

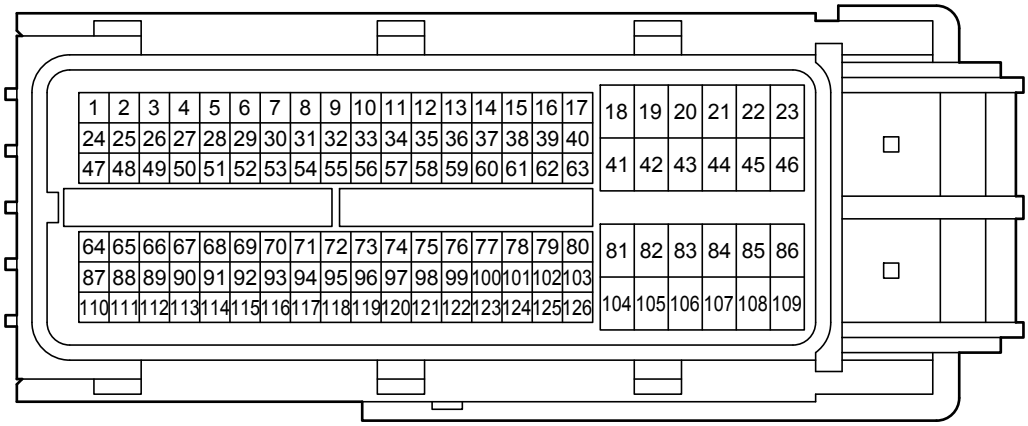

F 8
Black

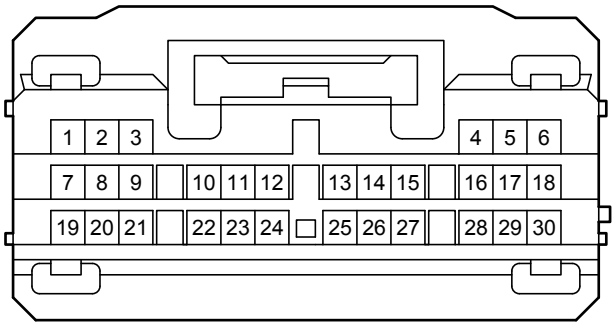

F 13
Black

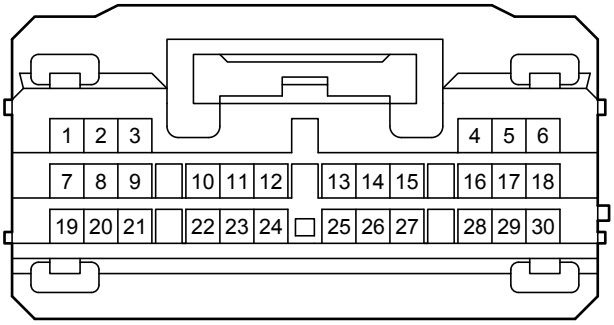

F 15
Black

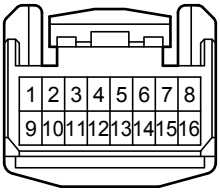

F 16
Black

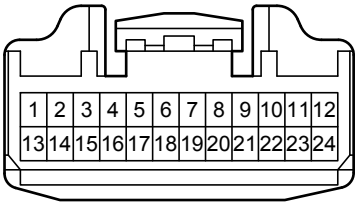

F 27
Black



F 43
Blue

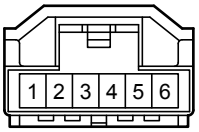

F 50
White

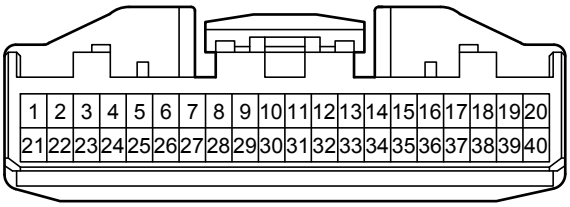

F 65
White

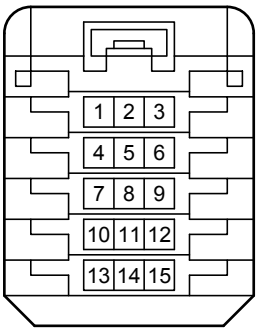

F 66
White

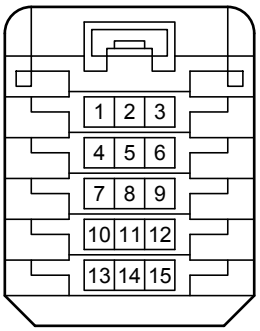

F 67
Black

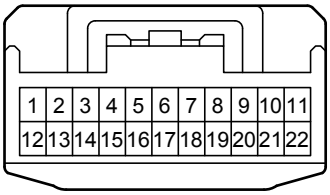

F 68
Black

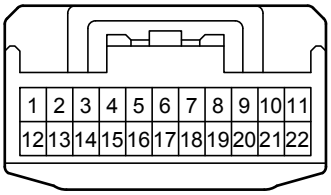

F 70
Blue

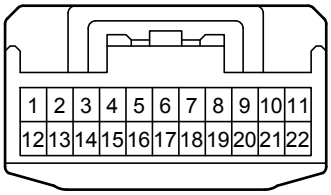

F 71
Blue

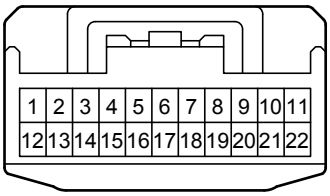

F 72
White

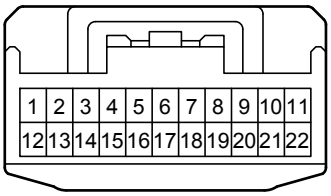

F 92
White

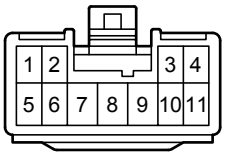

F 93
White

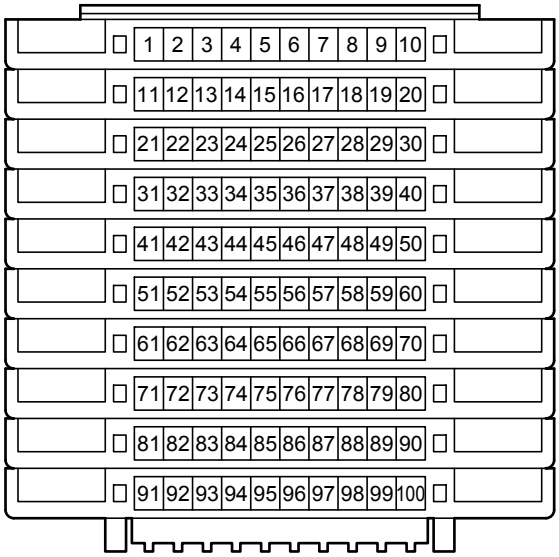

F 94
White

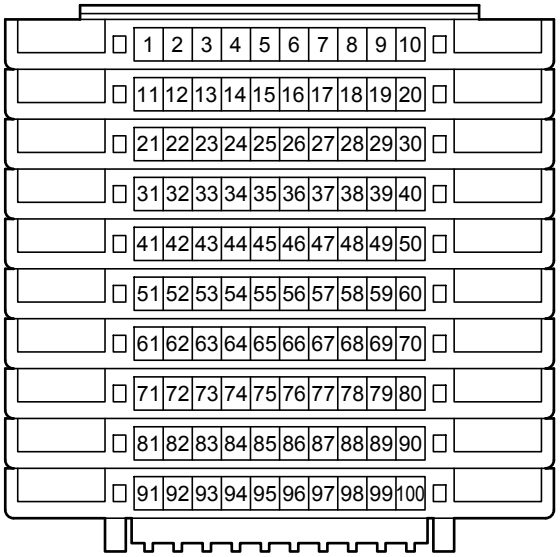

F101
Black

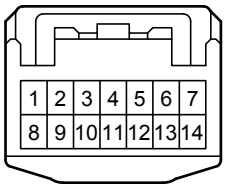

F103
White

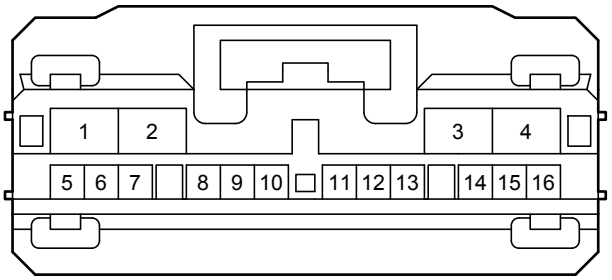

F104
Black

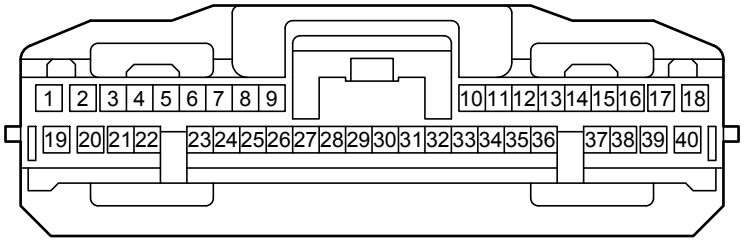

F106
Gray

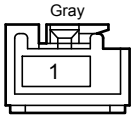

G 2
White

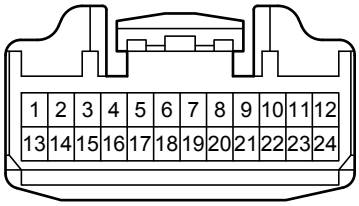

G 20
White

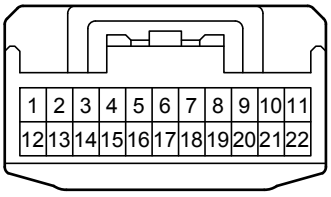

G 21
White

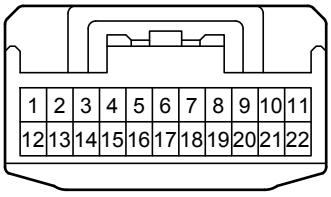

G 36
White

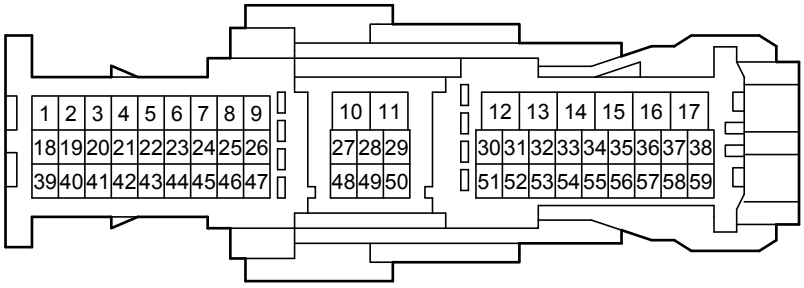

G 47
Blue

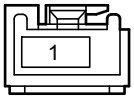

G 48
Blue

G 50
White

I 1
White

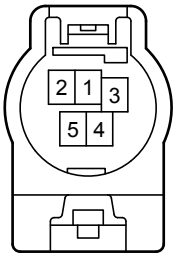

J 11
White

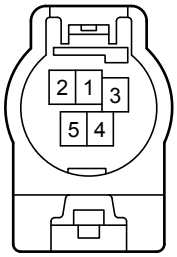

X 5
Black



X 6
Black



X 7
Black



X 8
Black



Y 14
Black

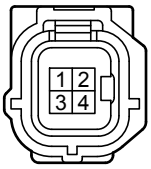

e 1
Black



e 2
Black



e 3
Black



e 4
Black



z 13
White



2A
White

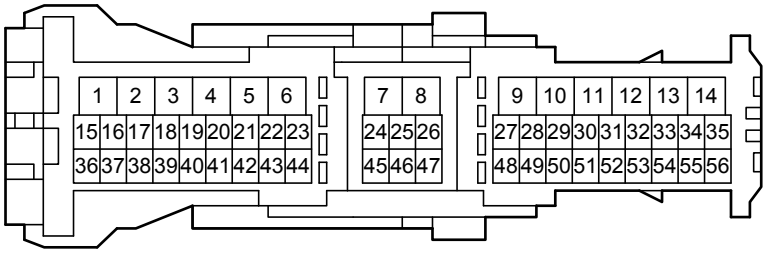

2D
White

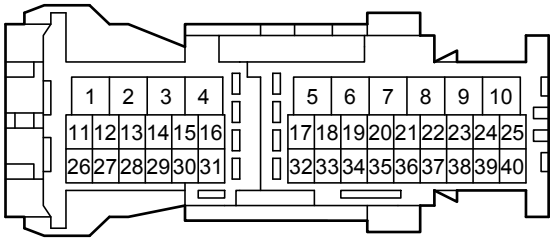

2F
White

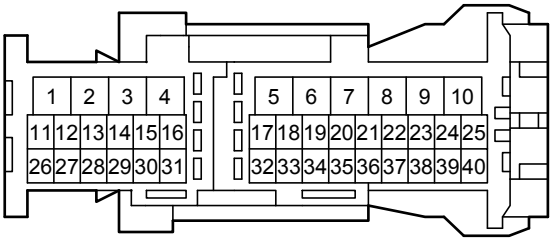

AF2
Black

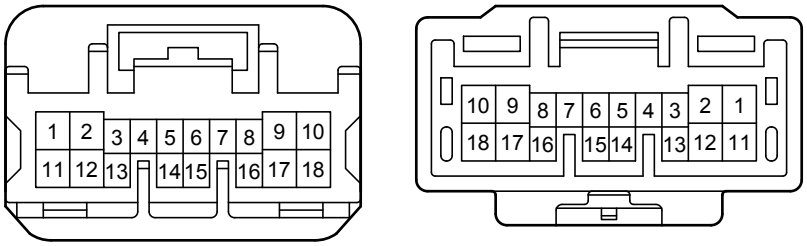

AF3
Blue

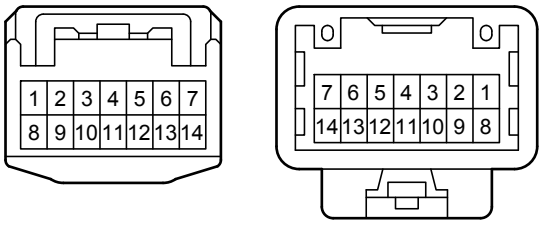

AF5
Blue

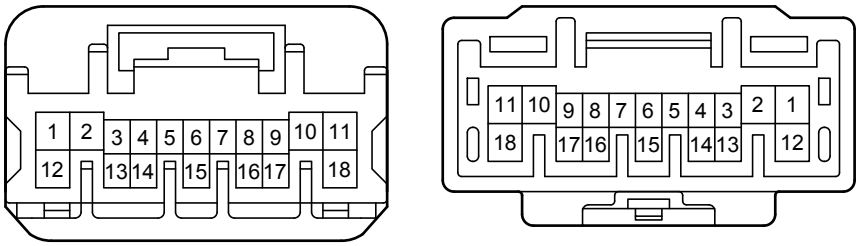

AF10
Black

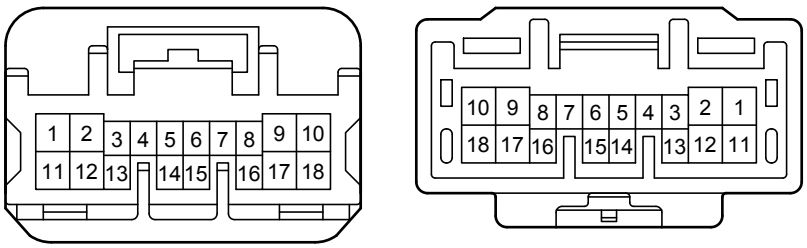

Ae1
Gray

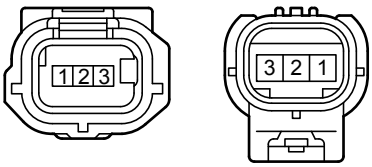

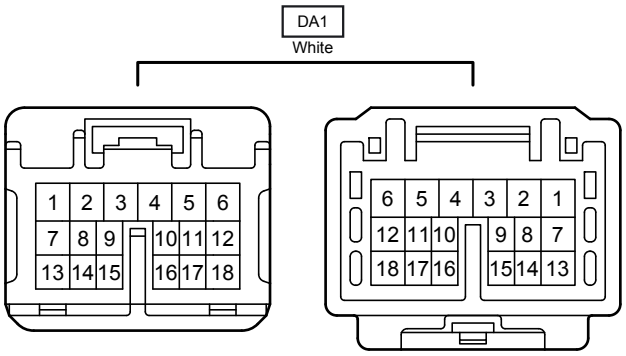
DA1
White
1 2 3 4 5 6
7 8 9 10 11 12
13 14 15 16 17 18
6 5 4 3 2 1
12 11 10 9 8 7
18 17 16 15 14 13

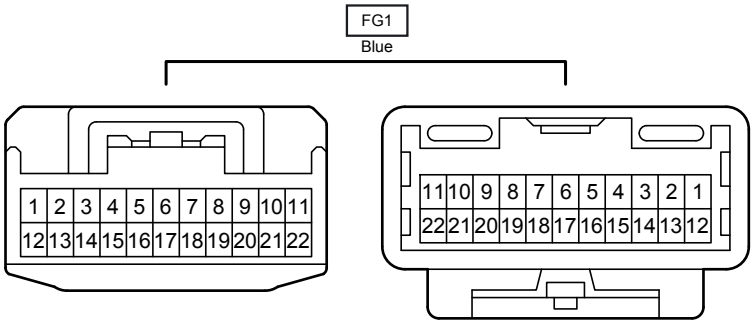
FG1
Blue
1 2 3 4 5 6 7 8 9 10 11
12 13 14 15 16 17 18 19 20 21 22
11 10 9 8 7 6 5 4 3 2 1
22 21 20 19 18 17 16 15 14 13 12

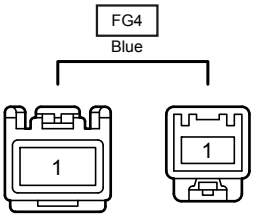
FG4
Blue
1
1

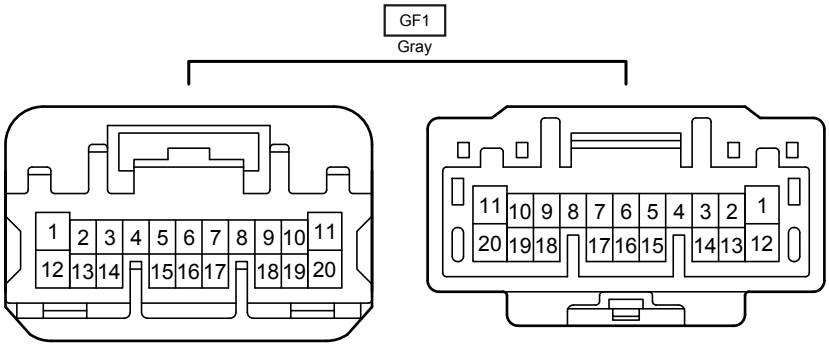
GF1
Gray
1 2 3 4 5 6 7 8 9 10 11
12 13 14 15 16 17 18 19 20
11 10 9 8 7 6 5 4 3 2 1
20 19 18 17 16 15 14 13 12

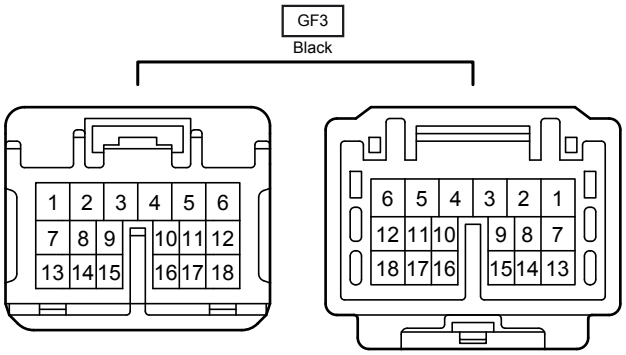
GF3
Black
1 2 3 4 5 6
7 8 9 10 11 12
13 14 15 16 17 18
6 5 4 3 2 1
12 11 10 9 8 7
18 17 16 15 14 13

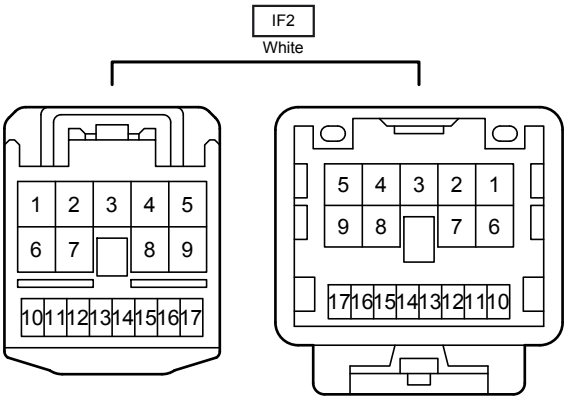
IF2
White
1 2 3 4 5
6 7 8 9
10 11 12 13 14 15 16 17
5 4 3 2 1
9 8 7 6
17 16 15 14 13 12 11 10

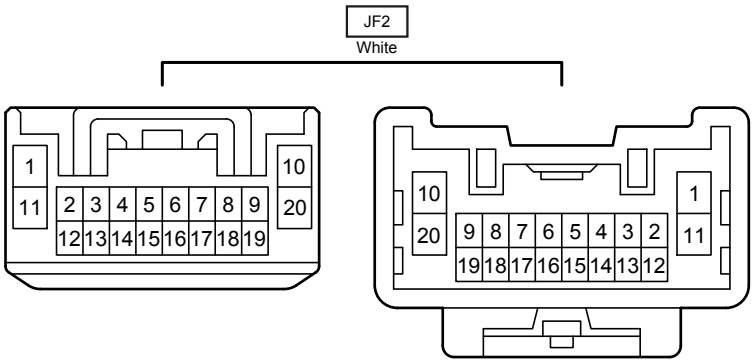
JF2
White
1 2 3 4 5 6 7 8 9 10
11 12 13 14 15 16 17 18 19 20
10 9 8 7 6 5 4 3 2 1
20 19 18 17 16 15 14 13 12 11

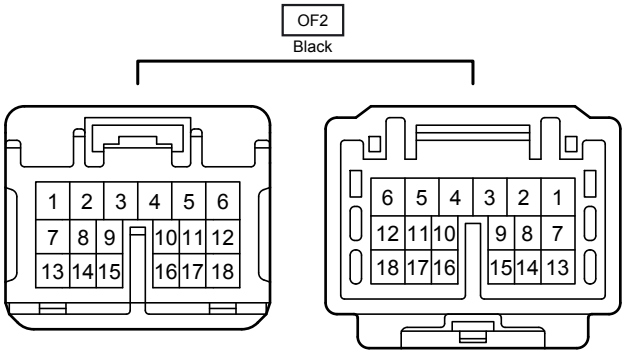
OF2
Black
1 2 3 4 5 6
7 8 9 10 11 12
13 14 15 16 17 18
6 5 4 3 2 1
12 11 10 9 8 7
18 17 16 15 14 13

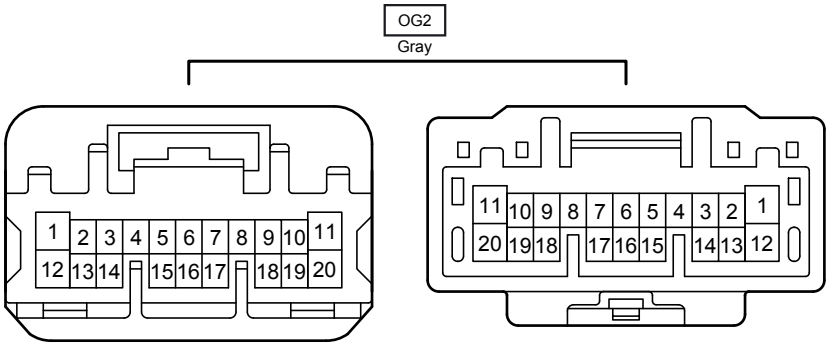
OG2
Gray
1 2 3 4 5 6 7 8 9 10 11
12 13 14 15 16 17 18 19 20
11 10 9 8 7 6 5 4 3 2 1
20 19 18 17 16 15 14 13 12

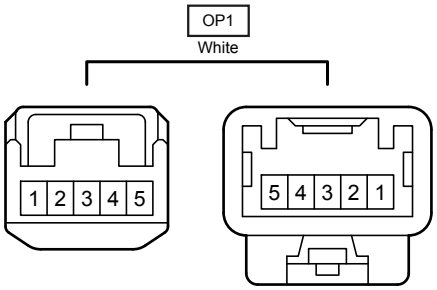
OP1
White
1 2 3 4 5
5 4 3 2 1

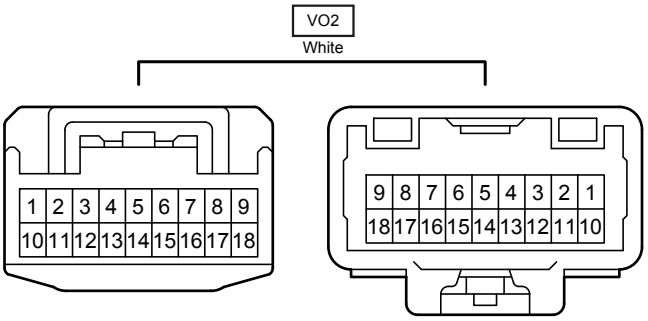
VO2
White
1 2 3 4 5 6 7 8 9
10 11 12 13 14 15 16 17 18
9 8 7 6 5 4 3 2 1
18 17 16 15 14 13 12 11 10

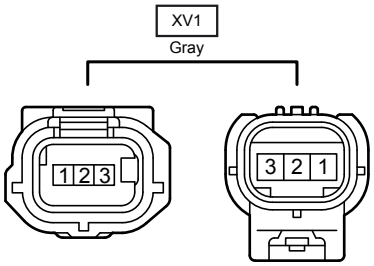
XV1
Gray
1 2 3
3 2 1

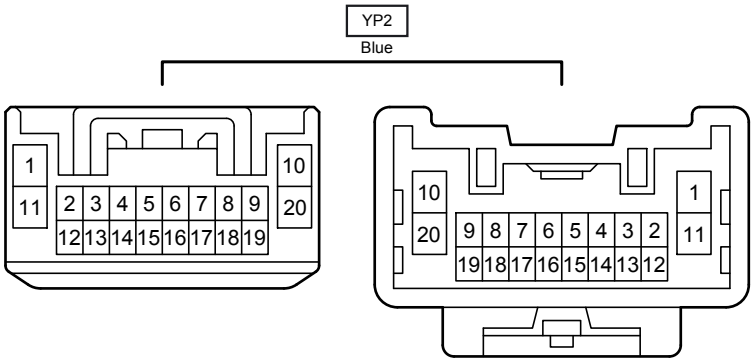
YP2
Blue
1 2 3 4 5 6 7 8 9 10
11 12 13 14 15 16 17 18 19 20
10 9 8 7 6 5 4 3 2 1
20 19 18 17 16 15 14 13 12 11