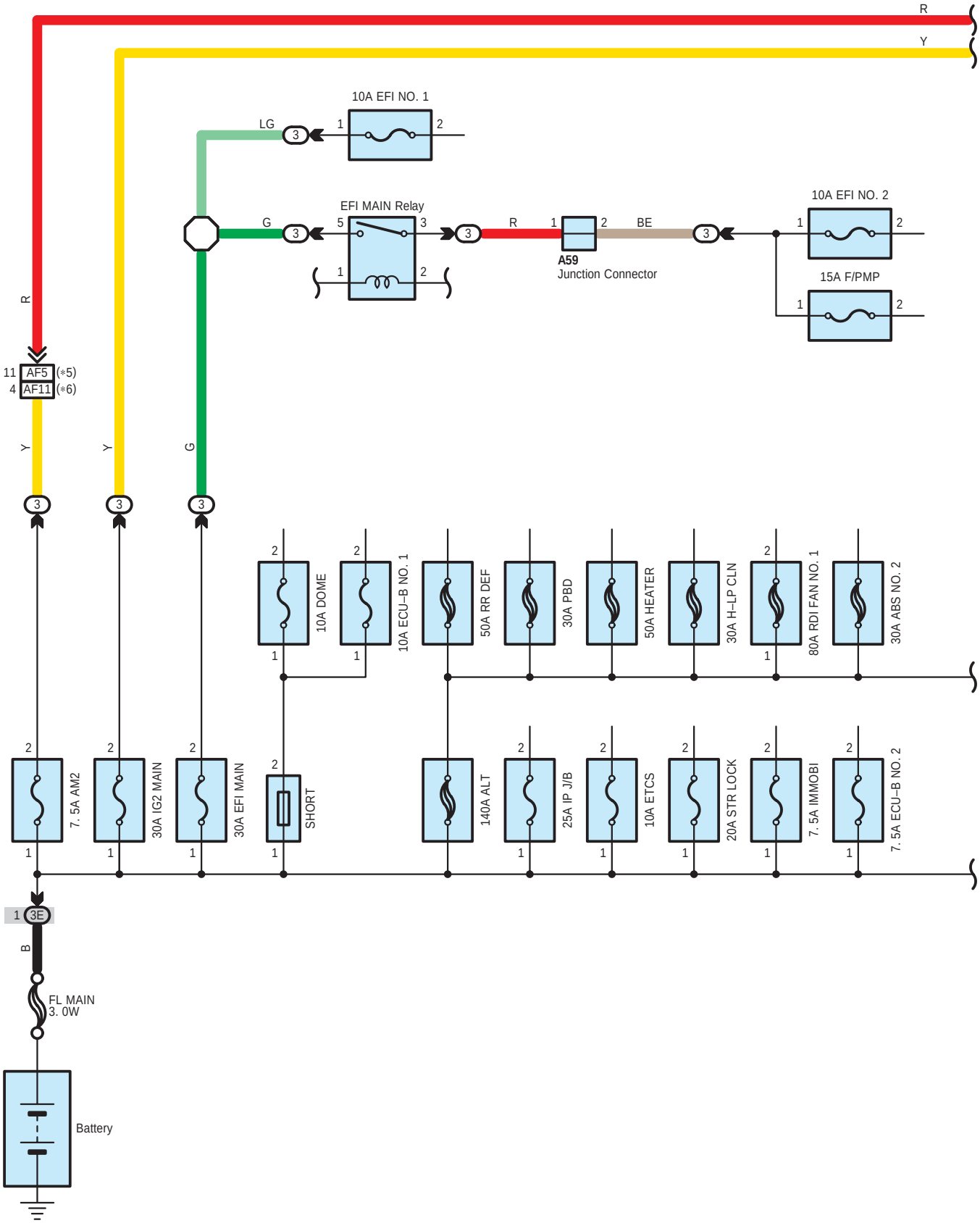
R
Y
10A EFI NO. 1
LG
EFI MAIN Relay
G
R
BE
A59
Junction Connector
10A EFI NO. 2
15A F/PMP
11 AF5 (*5)
4 AF11 (*6)
Y
Y
G
10A DOME
10A ECU–B NO. 1
50A RR DEF
30A PBD
50A HEATER
30A H–LP CLN
80A RDI FAN NO. 1
30A ABS NO. 2
7. 5A AM2
30A IG2 MAIN
30A EFI MAIN
SHORT
140A ALT
25A IP J/B
10A ETCS
20A STR LOCK
7. 5A IMMOBI
7. 5A ECU–B NO. 2
1 3E
B
FL MAIN
3. 0W
Battery

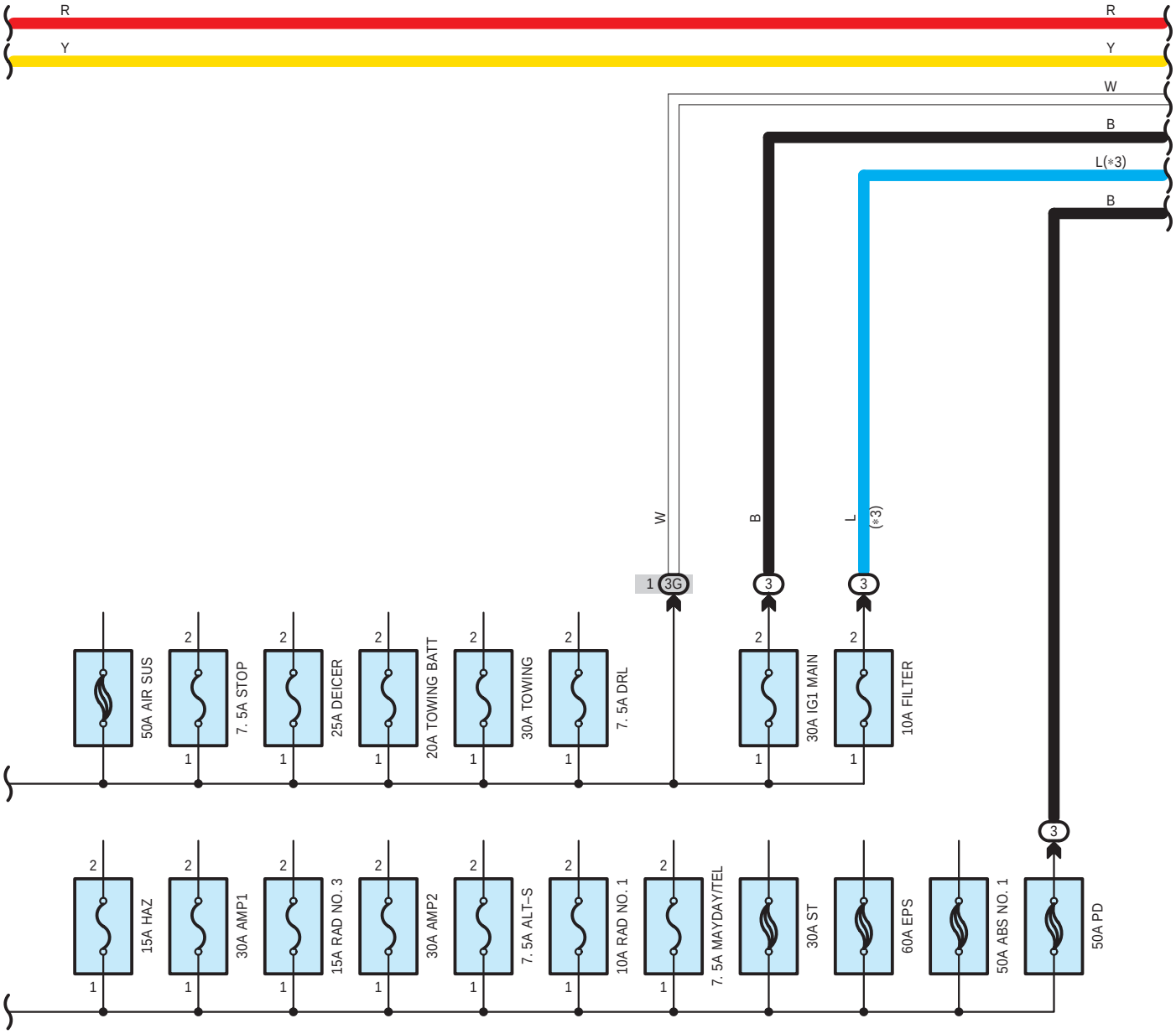

* 3 : 2GR–FE
* 5 : Before Mar. 2012 Production
* 6 : From Mar. 2012 Production

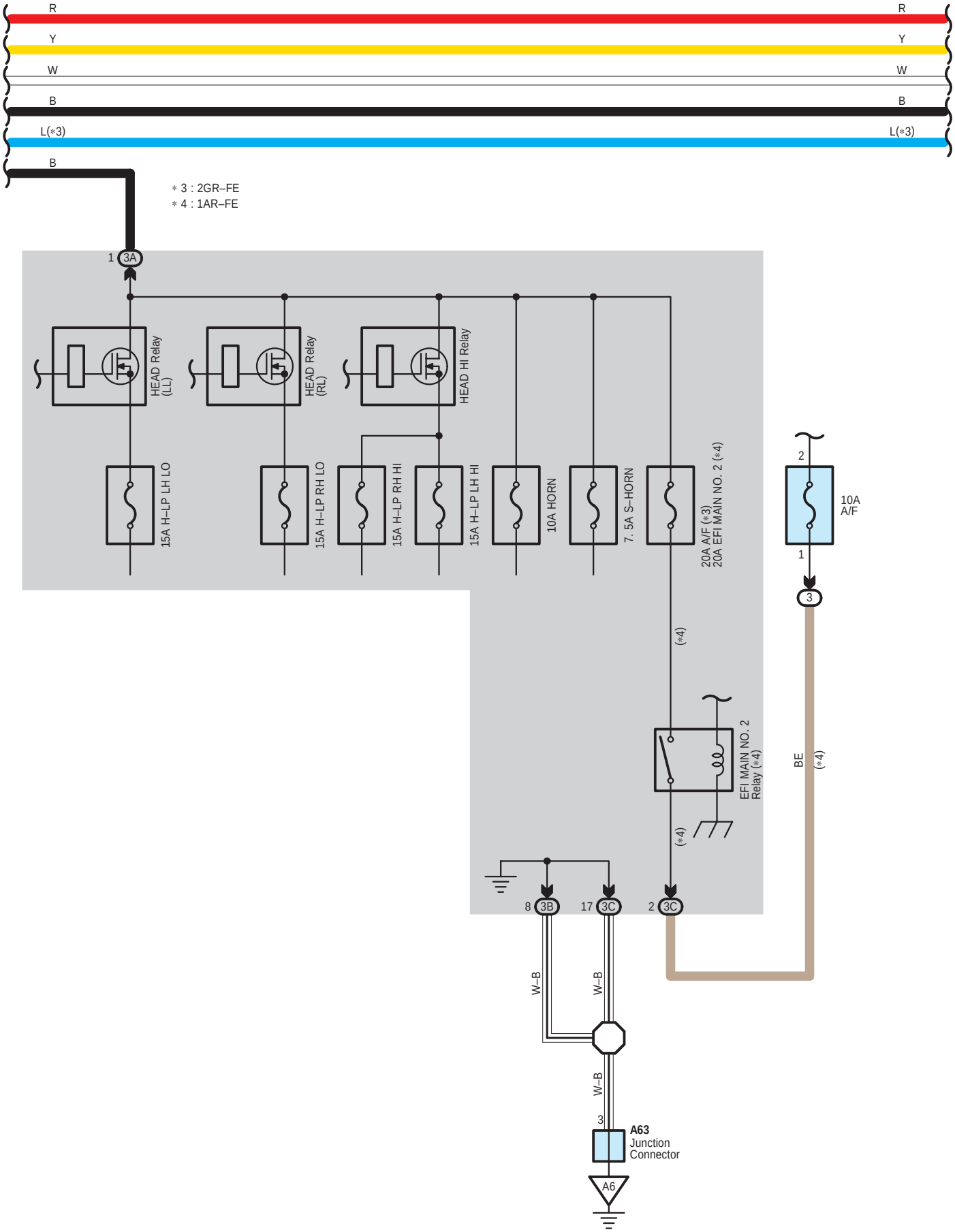
R
Y
W
B
L(*3)
B
R
Y
W
B
L(*3)
* 3 : 2GR–FE
* 4 : 1AR–FE
1 3A
HEAD Relay (LL)
HEAD Relay (RL)
HEAD HI Relay
15A H–LP LH LO
15A H–LP RH LO
15A H–LP RH HI
15A H–LP LH HI
10A HORN
7. 5A S–HORN
20A A/F (*3)
20A EFI MAIN NO. 2 (*4)
2
10A A/F
1
3
(*4)
EFI MAIN NO. 2 Relay (*4)
BE
(*4)
(*4)
8 3B
17 3C
2 3C
W–B
W–B
W–B
3
A63 Junction Connector
A6

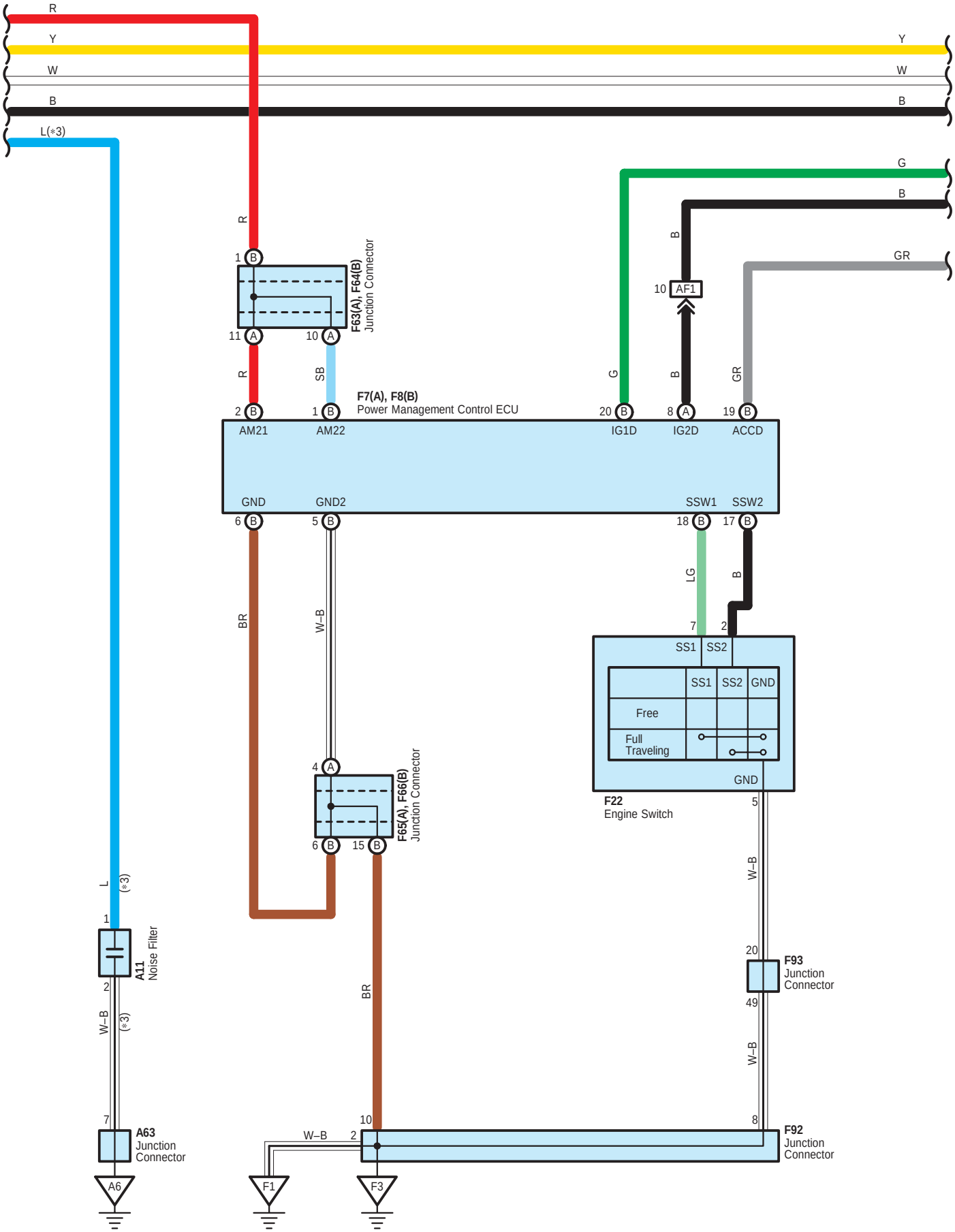
R
Y
W
B
L(*3)
G
B
GR
F63(A), F64(B)
Junction Connector
AF1
F7(A), F8(B)
Power Management Control ECU
AM21
AM22
IG1D
IG2D
ACCD
GND
GND2
SSW1
SSW2
SS1
SS2
Free
Full Traveling
F22
Engine Switch
F65(A), F66(B)
Junction Connector
A11
Noise Filter
F93
Junction Connector
A63
Junction Connector
F92
Junction Connector
A6
F1
F3
W–B
BR
SB
LG

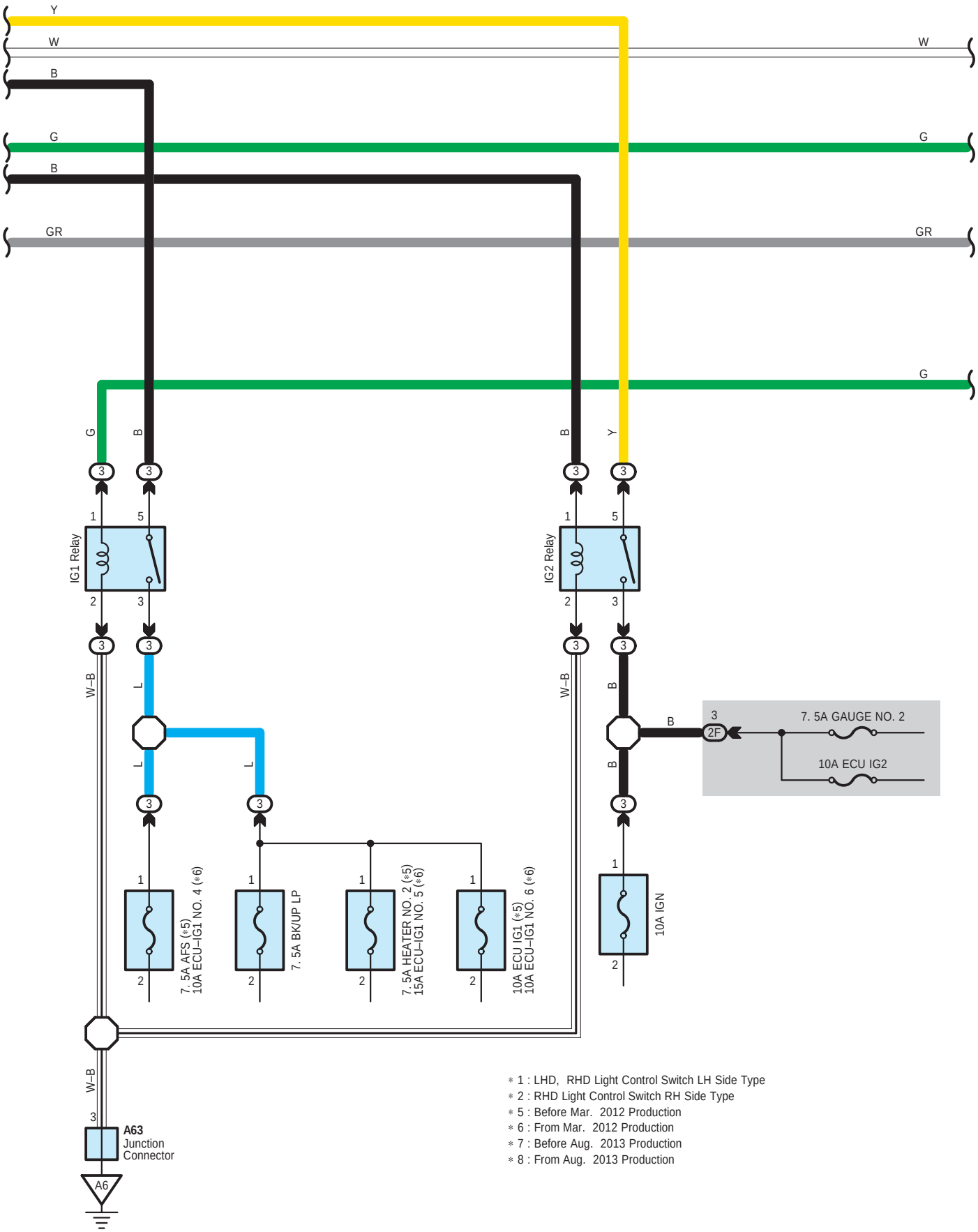

* 1 : LHD, RHD Light Control Switch LH Side Type
* 2 : RHD Light Control Switch RH Side Type
* 5 : Before Mar. 2012 Production
* 6 : From Mar. 2012 Production
* 7 : Before Aug. 2013 Production
* 8 : From Aug. 2013 Production

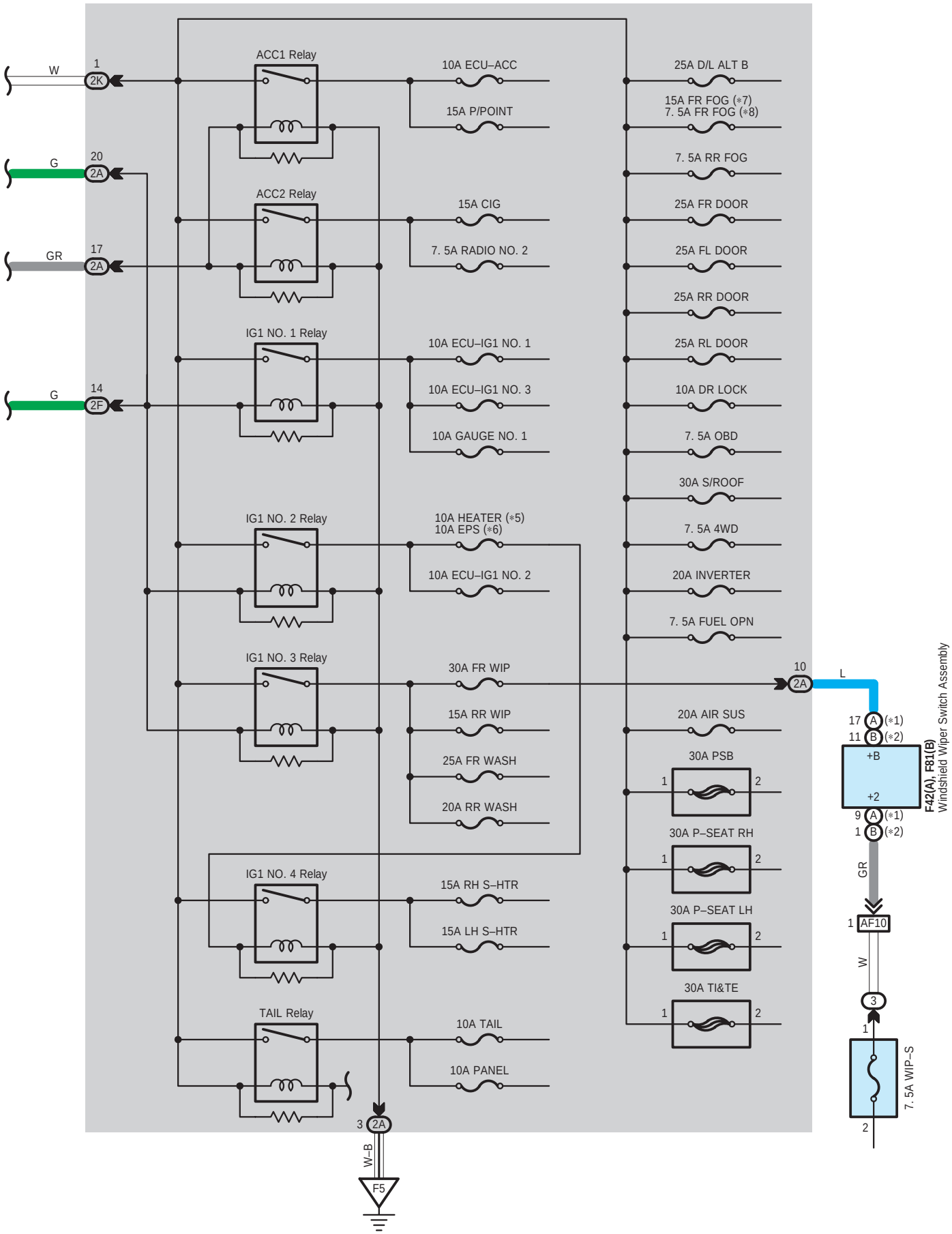
W
1
2K
G
20
2A
GR
17
2A
G
14
2F
ACC1 Relay
ACC2 Relay
IG1 NO. 1 Relay
IG1 NO. 2 Relay
IG1 NO. 3 Relay
IG1 NO. 4 Relay
TAIL Relay
10A ECU–ACC
15A P/POINT
15A CIG
7. 5A RADIO NO. 2
10A ECU–IG1 NO. 1
10A ECU–IG1 NO. 3
10A GAUGE NO. 1
10A HEATER (*5)
10A EPS (*6)
10A ECU–IG1 NO. 2
30A FR WIP
15A RR WIP
25A FR WASH
20A RR WASH
15A RH S–HTR
15A LH S–HTR
10A TAIL
10A PANEL
25A D/L ALT B
15A FR FOG (*7)
7. 5A FR FOG (*8)
7. 5A RR FOG
25A FR DOOR
25A FL DOOR
25A RR DOOR
25A RL DOOR
10A DR LOCK
7. 5A OBD
30A S/ROOF
7. 5A 4WD
20A INVERTER
7. 5A FUEL OPN
20A AIR SUS
30A PSB
30A P–SEAT RH
30A P–SEAT LH
30A TI&TE
3
2A
W–B
F5
10
2A
L
17 A (*1)
11 B (*2)
+B
+2
9 A (*1)
1 B (*2)
F42(A), F81(B)
Windshield Wiper Switch Assembly
GR
1 AF10
W
3
7. 5A WIP–S

A 11
Gray

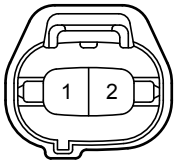

A 59
Black

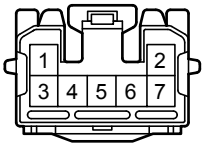

A 63
White

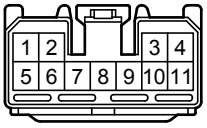

F 7
Gray

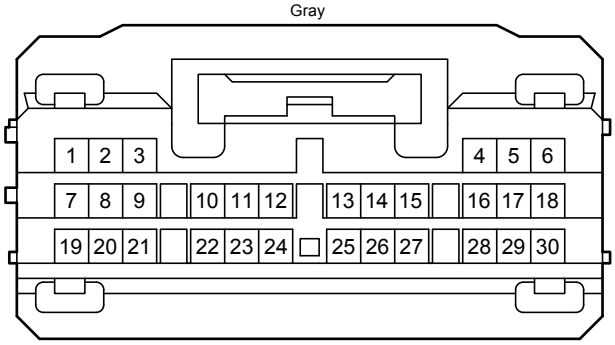

F 8
Black

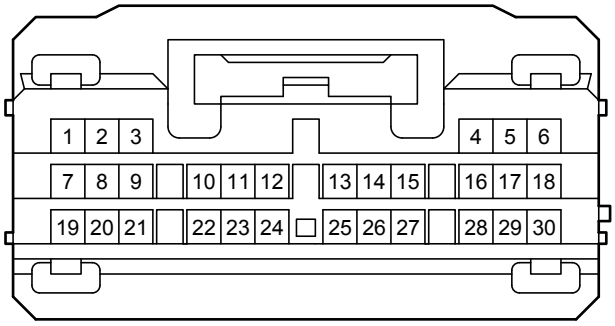

F 22
Black

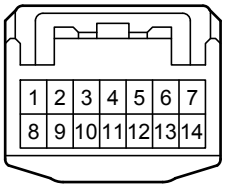

F 42
White

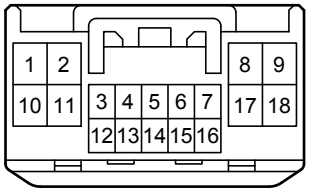

F 63
Black

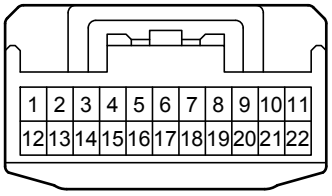

F 64
Black

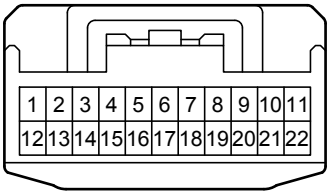

F 65
White

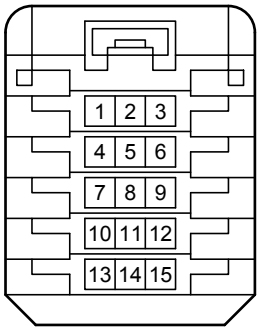

F 66
White

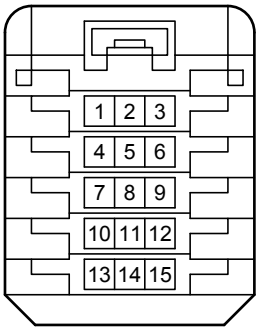

F 81
White

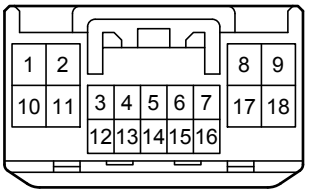

F 92
White

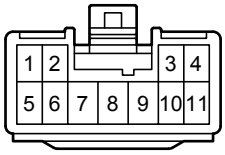

F 93
White

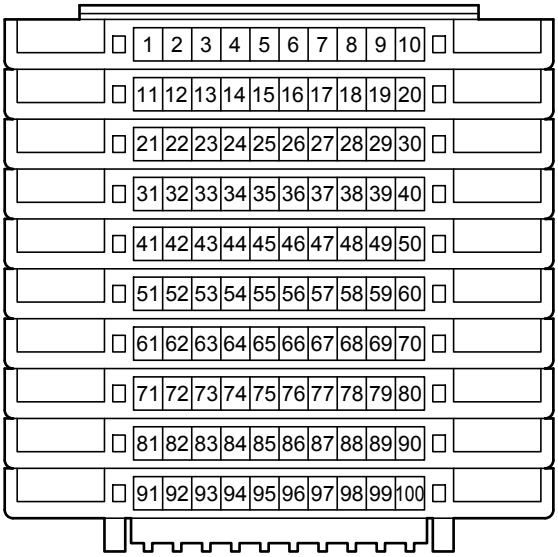

2A
White

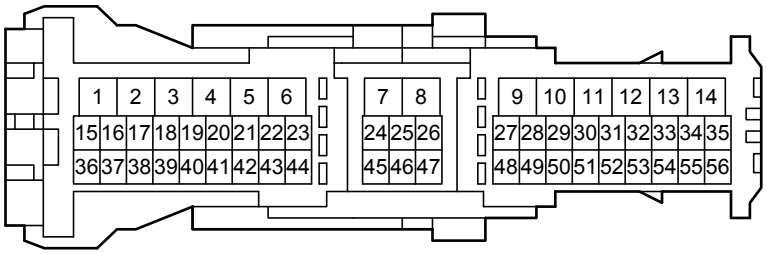

2F
White

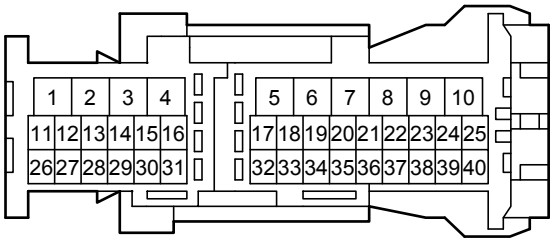

2K
White

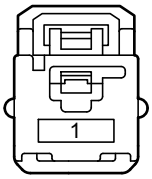

3A
Gray

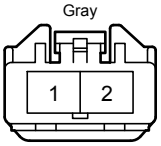

3B
White

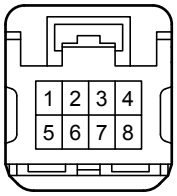

3C
White

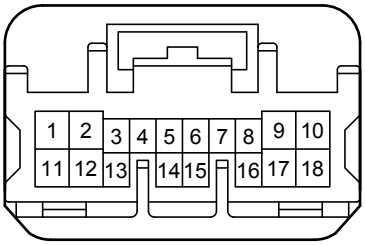

3E
White

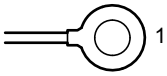

3G
White

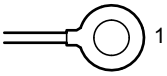

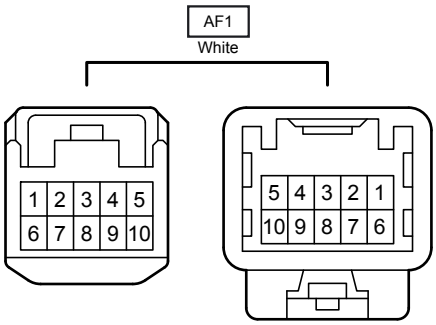
AF1
White
1 2 3 4 5
6 7 8 9 10
5 4 3 2 1
10 9 8 7 6

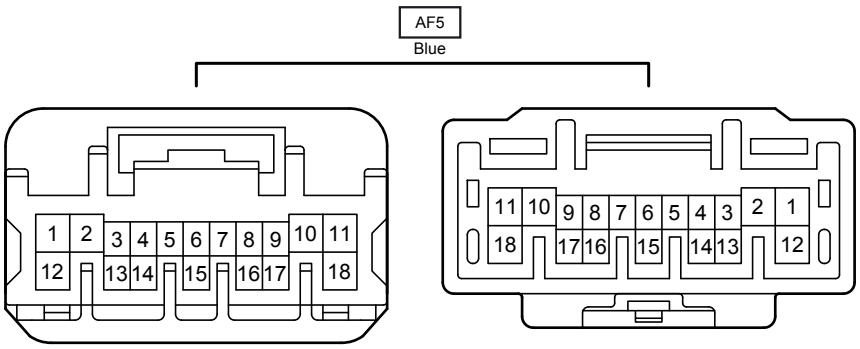
AF5
Blue
1 2 3 4 5 6 7 8 9 10 11
12 13 14 15 16 17 18
11 10 9 8 7 6 5 4 3 2 1
18 17 16 15 14 13 12

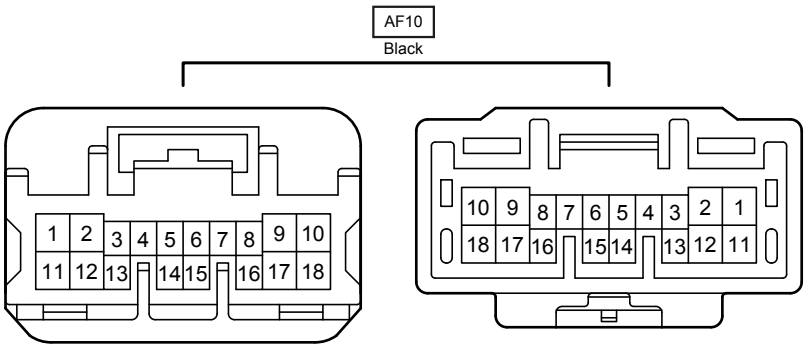
AF10
Black
1 2 3 4 5 6 7 8 9 10
11 12 13 14 15 16 17 18
10 9 8 7 6 5 4 3 2 1
18 17 16 15 14 13 12 11

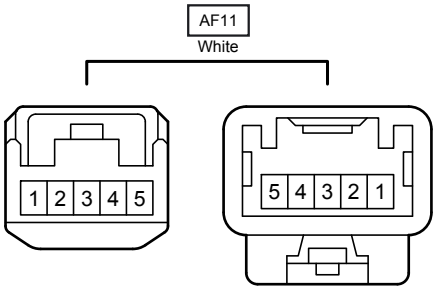
AF11
White
1 2 3 4 5
5 4 3 2 1