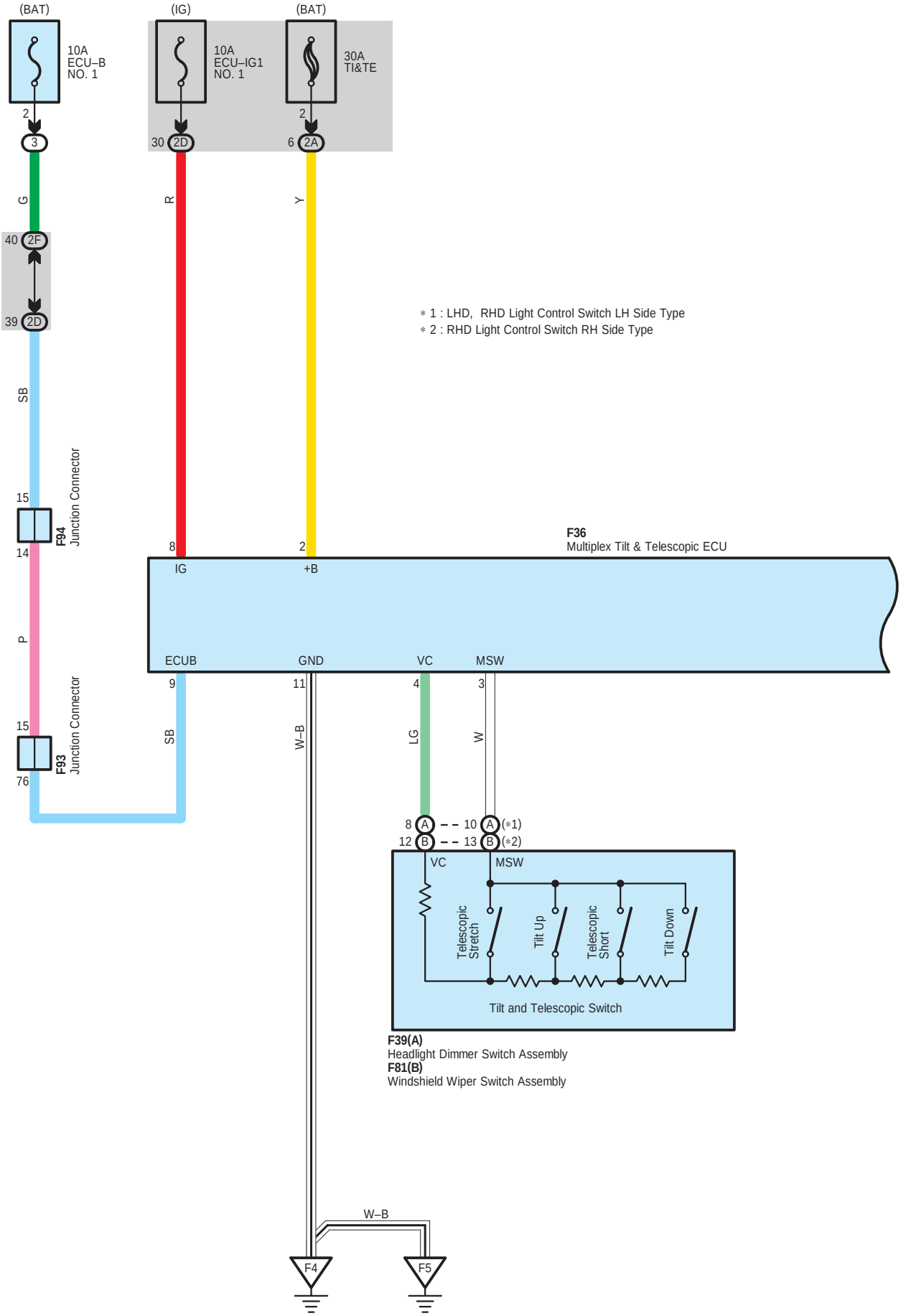
(BAT)
10A
ECU–B
NO. 1
(IG)
10A
ECU–IG1
NO. 1
(BAT)
30A
TI&TE
2
3
30
2D
6
2A
G
R
Y
40
2F
39
2D
SB
15
F94
Junction Connector
14
8
2
IG
+B
F36
Multiplex Tilt & Telescopic ECU
P
ECUB
GND
VC
MSW
9
11
4
3
15
F93
Junction Connector
76
SB
W–B
LG
W
8
A
10
A
(*1)
12
B
13
B
(*2)
VC
MSW
Telescopic Stretch
Tilt Up
Telescopic Short
Tilt Down
Tilt and Telescopic Switch
F39(A)
Headlight Dimmer Switch Assembly
F81(B)
Windshield Wiper Switch Assembly
W–B
F4
F5
* 1 : LHD, RHD Light Control Switch LH Side Type
* 2 : RHD Light Control Switch RH Side Type

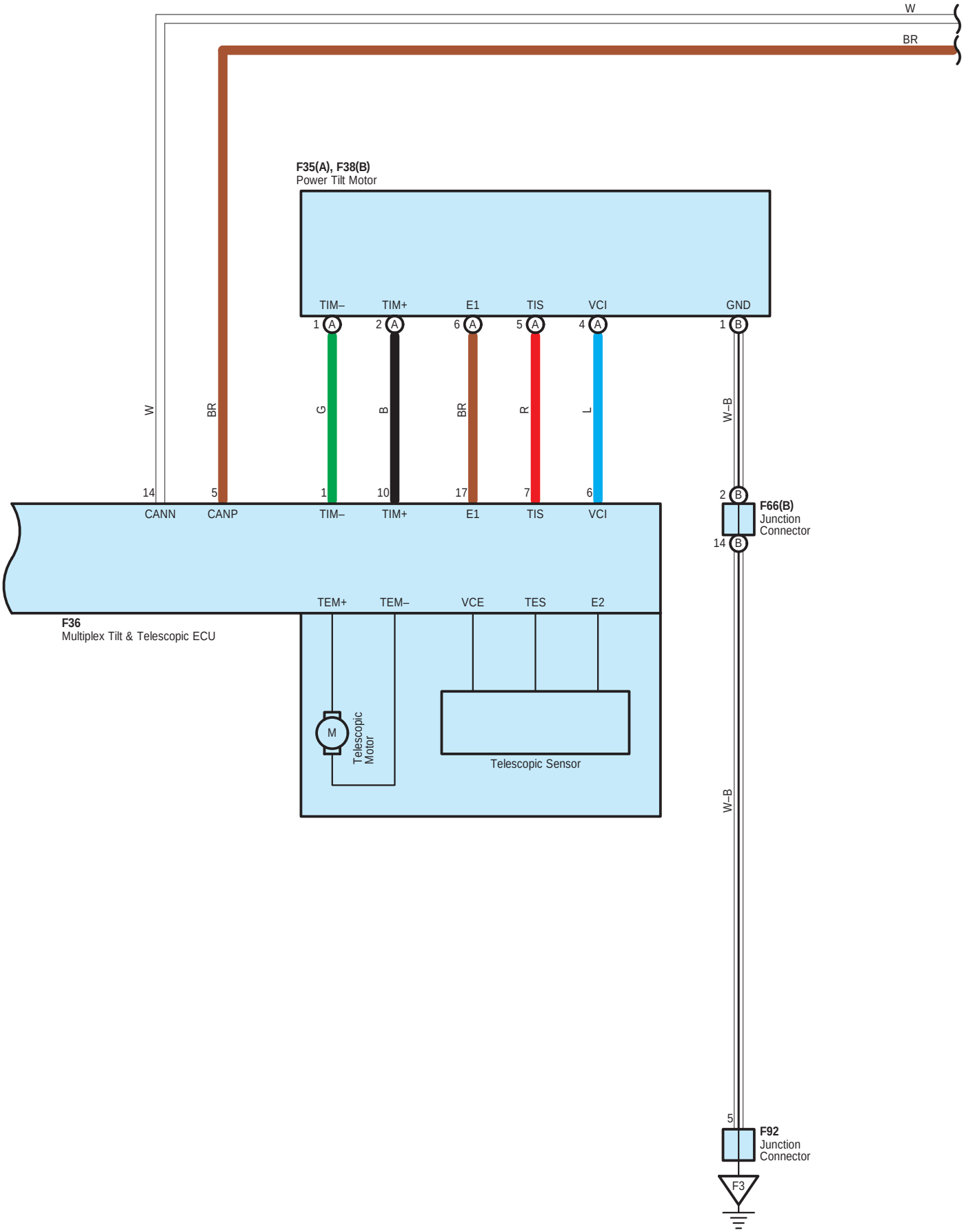
W
BR
F35(A), F38(B)
Power Tilt Motor
TIM–
TIM+
E1
TIS
VCI
GND
1 A
2 A
6 A
5 A
4 A
1 B
W
BR
G
B
BR
R
L
W–B
14
5
1
10
17
7
6
2 B
CANN
CANP
TIM–
TIM+
E1
TIS
VCI
F66(B)
Junction
Connector
14 B
TEM+
TEM–
VCE
TES
E2
F36
Multiplex Tilt & Telescopic ECU
M
Telescopic
Motor
Telescopic Sensor
W–B
5
F92
Junction
Connector
F3

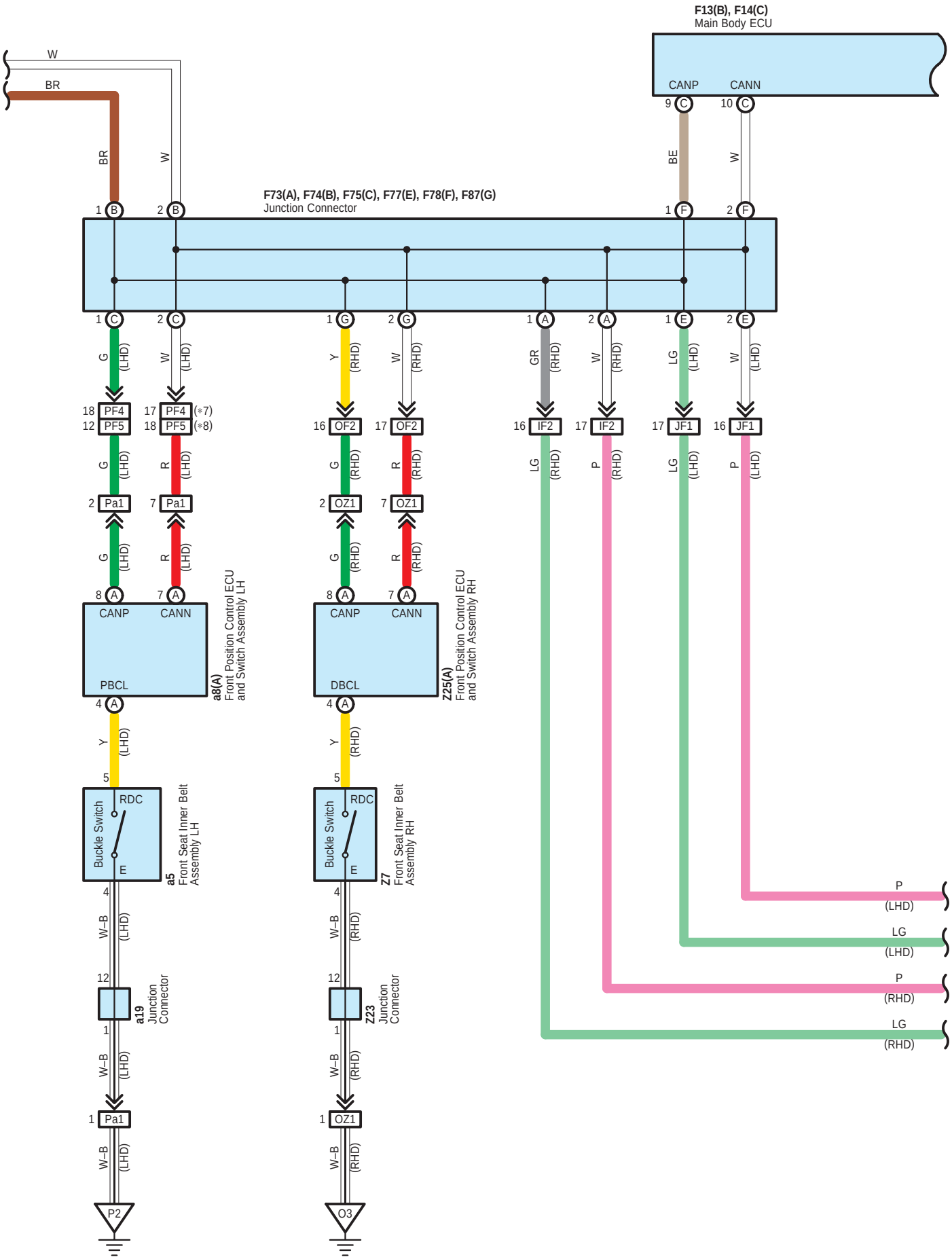
F13(B), F14(C)
Main Body ECU
CANP
CANN
F73(A), F74(B), F75(C), F77(E), F78(F), F87(G)
Junction Connector
PF4
PF5
(*7)
(*8)
OF2
IF2
JF1
Pa1
OZ1
a8(A)
Front Position Control ECU and Switch Assembly LH
Z25(A)
Front Position Control ECU and Switch Assembly RH
PBCL
DBCL
Buckle Switch
RDC
a5
Front Seat Inner Belt Assembly LH
Z7
Front Seat Inner Belt Assembly RH
a19
Junction Connector
Z23
Junction Connector
P2
O3
(LHD)
(RHD)

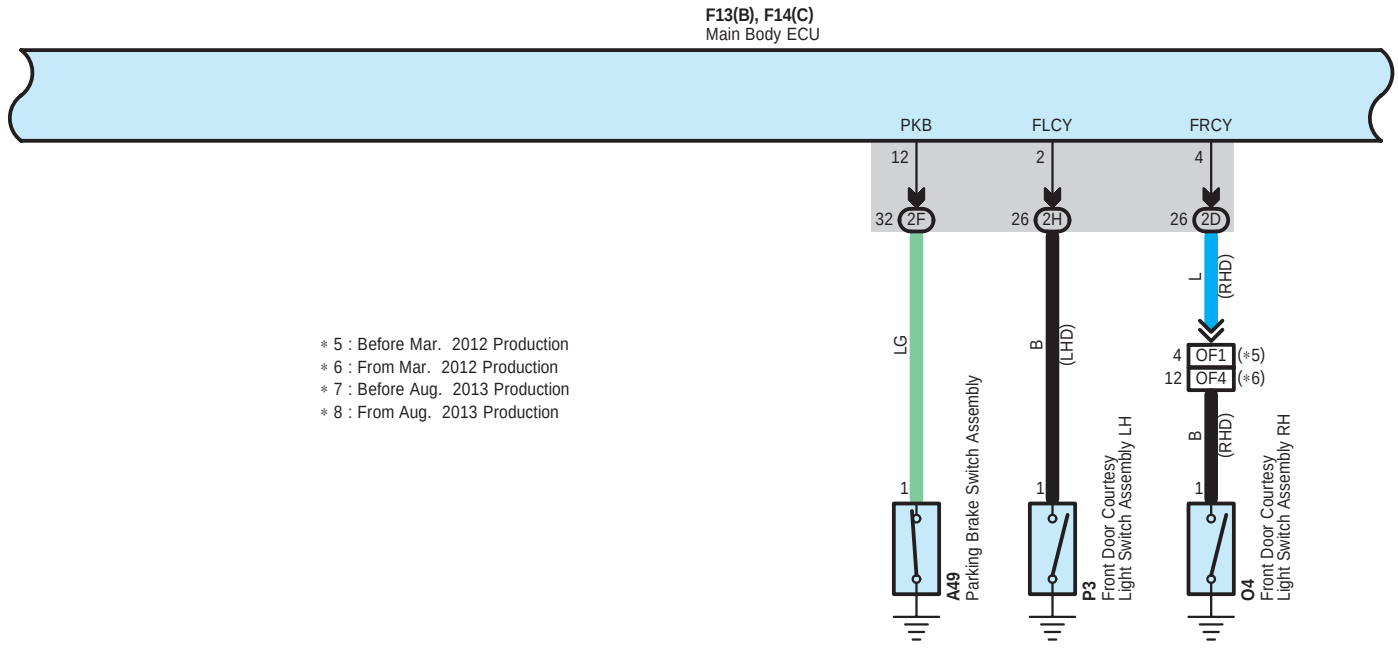

* 5 : Before Mar. 2012 Production
* 6 : From Mar. 2012 Production
* 7 : Before Aug. 2013 Production
* 8 : From Aug. 2013 Production

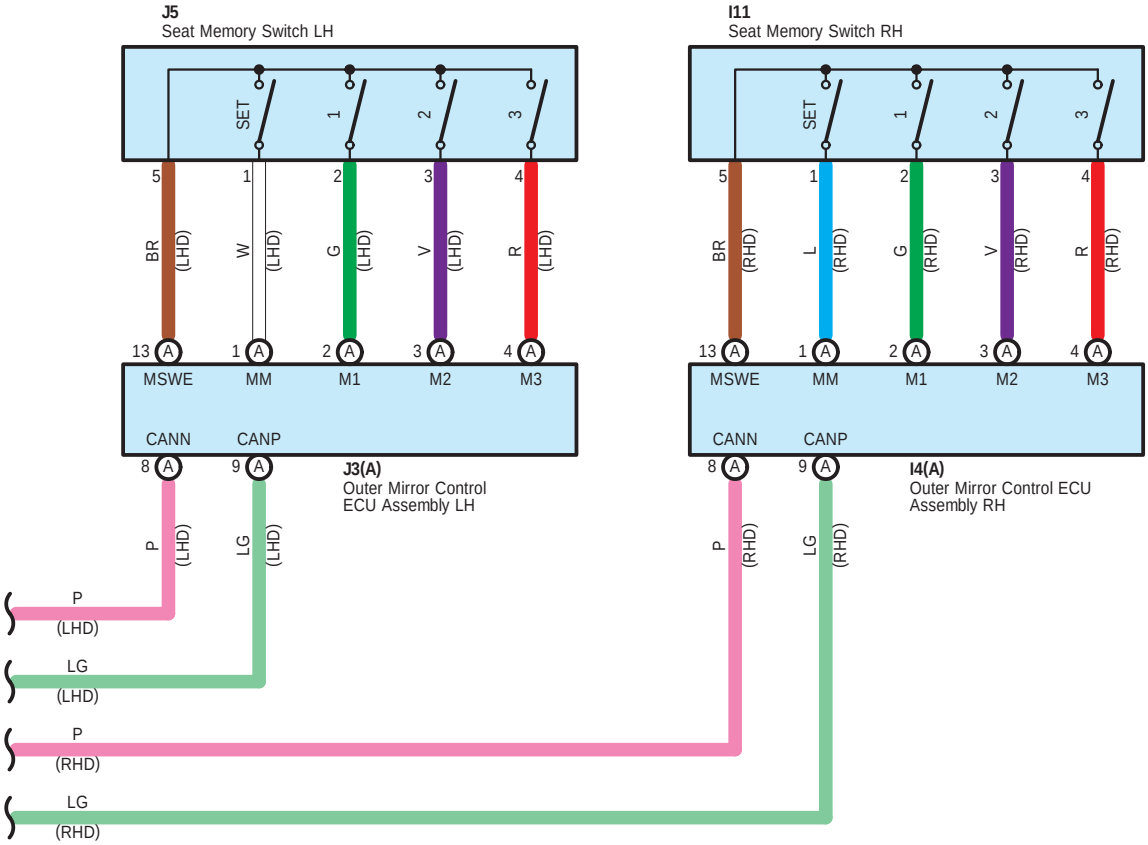

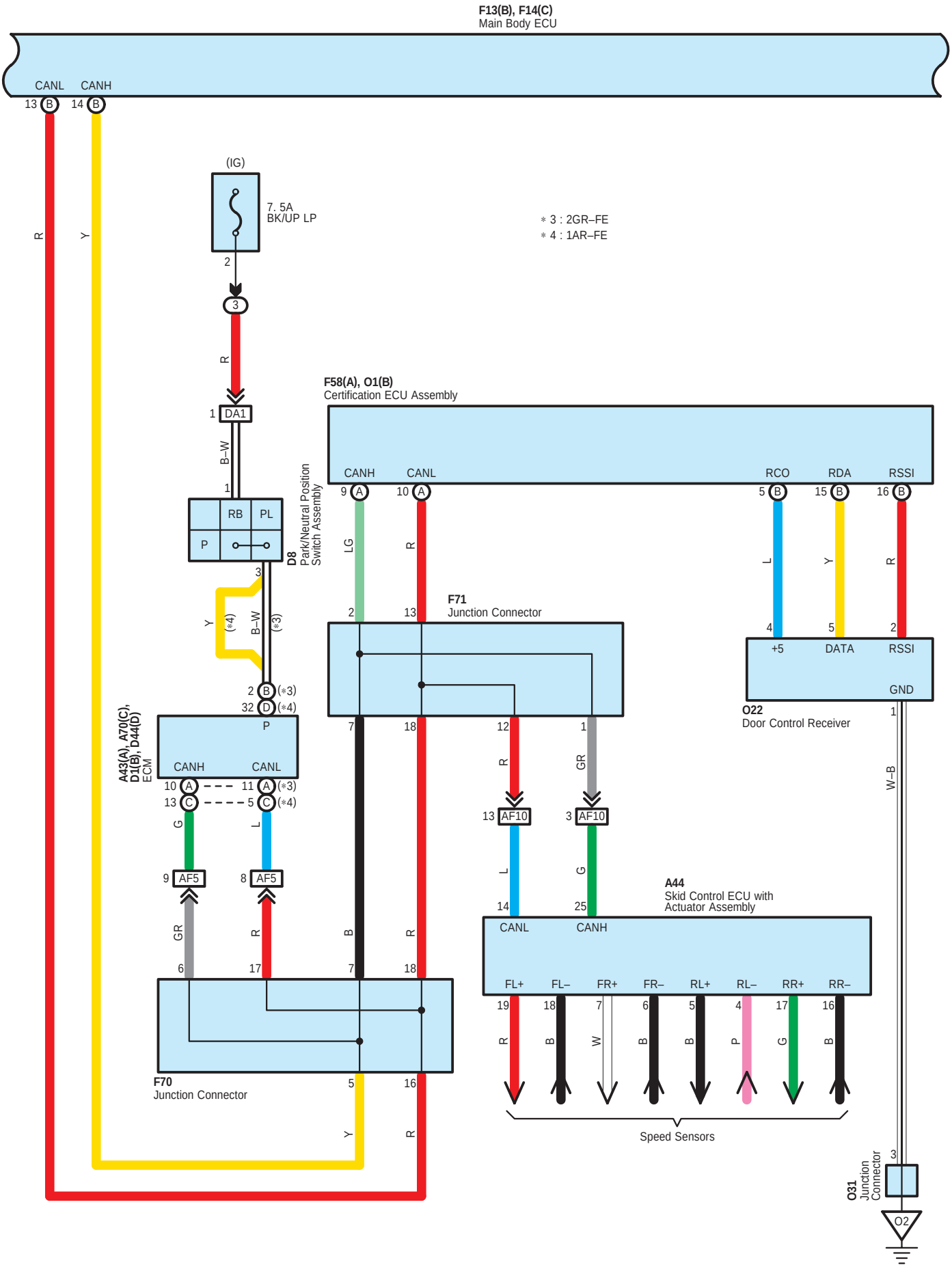
F13(B), F14(C)
Main Body ECU
CANL
CANH
13 B
14 B
(IG)
7. 5A
BK/UP LP
2
3
R
Y
1 DA1
B–W
1
RB
PL
P
D8
Park/Neutral Position
Switch Assembly
3
Y
(*4)
B–W
(*3)
2 B (*3)
32 D (*4)
A43(A), A70(C),
D1(B), D44(D)
ECM
P
CANH
CANL
10 A
11 A (*3)
13 C
5 C (*4)
G
L
9 AF5
8 AF5
GR
R
6
17
F70
Junction Connector
B
R
7
18
5
16
Y
R
* 3 : 2GR–FE
* 4 : 1AR–FE
F58(A), O1(B)
Certification ECU Assembly
CANH
CANL
9 A
10 A
LG
R
2
13
F71
Junction Connector
7
18
12
1
R
GR
13 AF10
3 AF10
L
G
14
25
A44
Skid Control ECU with
Actuator Assembly
CANL
CANH
FL+
FL–
FR+
FR–
RL+
RL–
RR+
RR–
19
18
7
6
5
4
17
16
R
B
W
B
B
P
G
B
Speed Sensors
RCO
RDA
RSSI
5 B
15 B
16 B
L
Y
R
4
5
2
+5
DATA
RSSI
GND
O22
Door Control Receiver
1
W–B
O31
Junction
Connector
3
O2

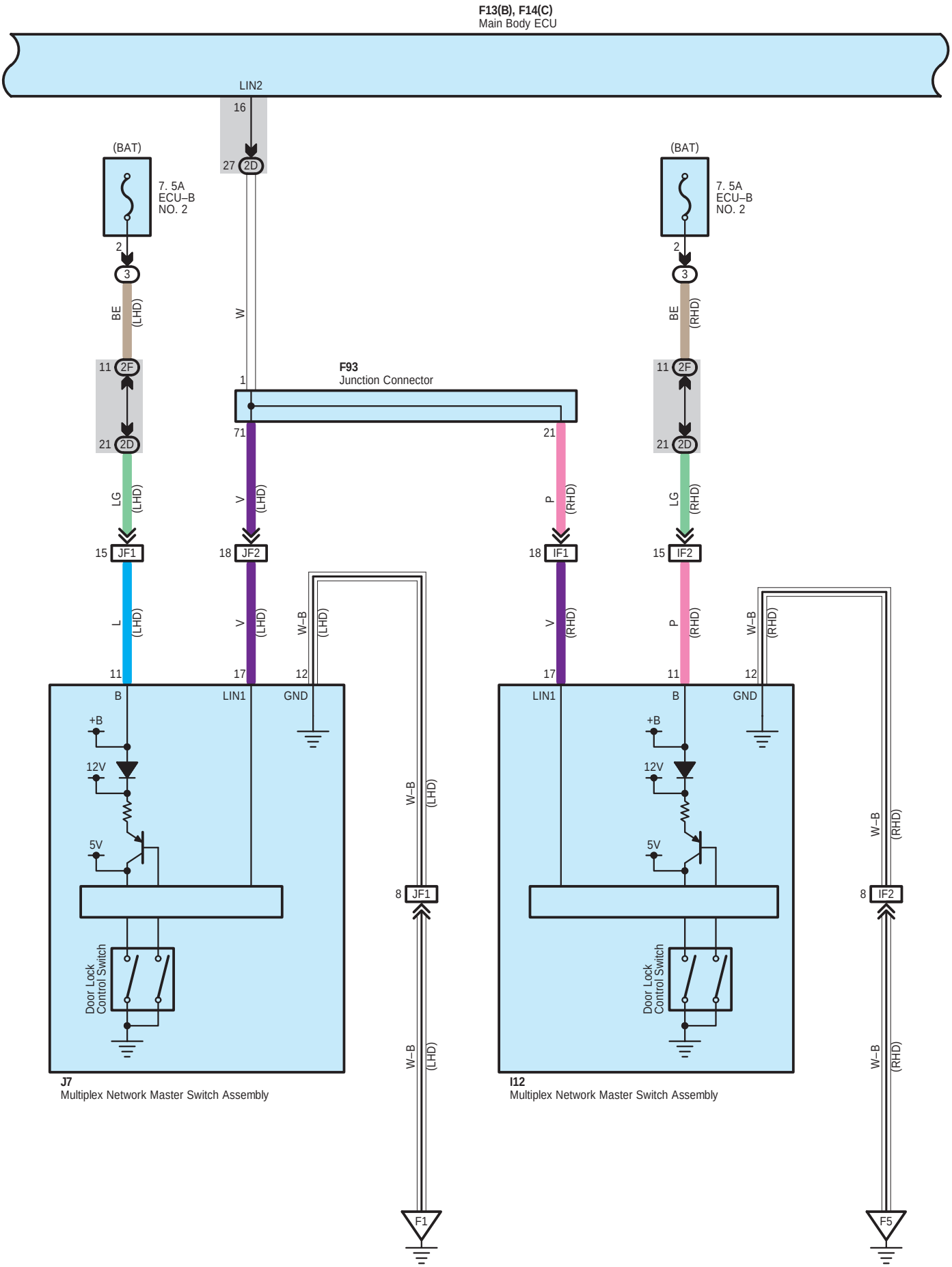
F13(B), F14(C)
Main Body ECU
LIN2
16
27 2D
(BAT)
7. 5A
ECU–B
NO. 2
2
3
BE (LHD)
11 2F
21 2D
LG (LHD)
15 JF1
L (LHD)
11
B
+B
12V
5V
Door Lock
Control Switch
J7
Multiplex Network Master Switch Assembly
W
1
F93
Junction Connector
71
V (LHD)
18 JF2
V (LHD)
17
LIN1
W–B (LHD)
12
GND
W–B (LHD)
8 JF1
W–B (LHD)
F1
21
P (RHD)
18 IF1
V (RHD)
17
LIN1
(BAT)
7. 5A
ECU–B
NO. 2
2
3
BE (RHD)
11 2F
21 2D
LG (RHD)
15 IF2
P (RHD)
11
B
+B
12V
5V
Door Lock
Control Switch
I12
Multiplex Network Master Switch Assembly
W–B (RHD)
12
GND
W–B (RHD)
8 IF2
W–B (RHD)
F5

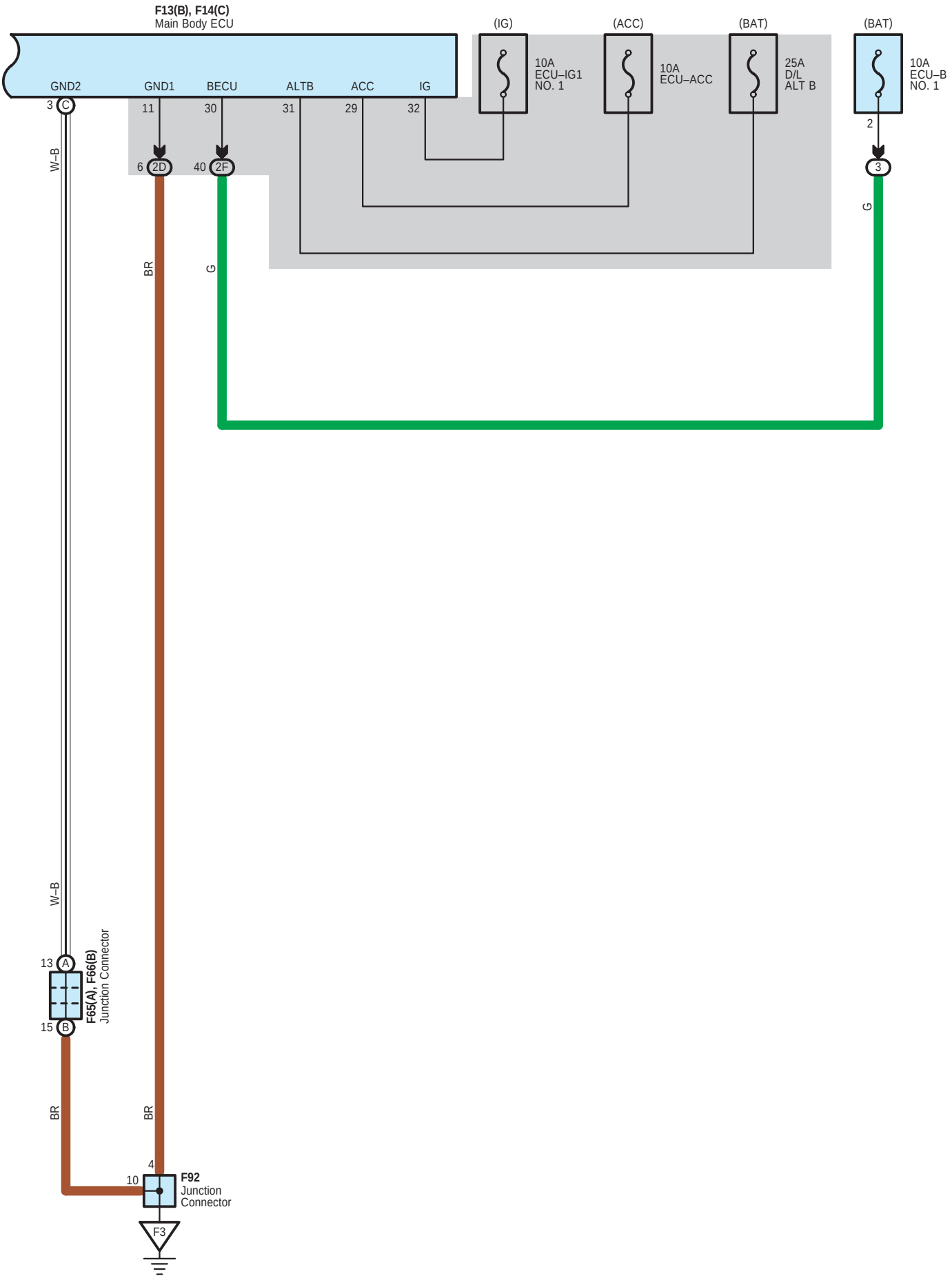
F13(B), F14(C)
Main Body ECU
GND2
GND1
BECU
ALTB
ACC
IG
(IG)
(ACC)
(BAT)
(BAT)
10A
ECU–IG1
NO. 1
10A
ECU–ACC
25A
D/L
ALT B
10A
ECU–B
NO. 1
3 C
11
30
31
29
32
2
6 2D
40 2F
3
W–B
BR
G
G
W–B
13 A
15 B
F65(A), F66(B)
Junction Connector
BR
BR
4
10
F92
Junction
Connector
F3

A 43
Black

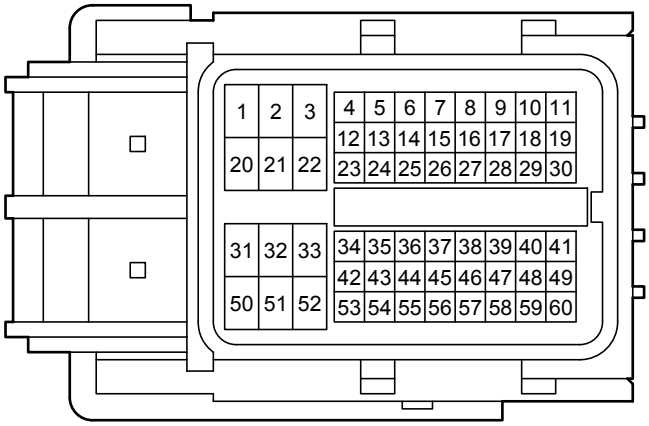

A 44
Black

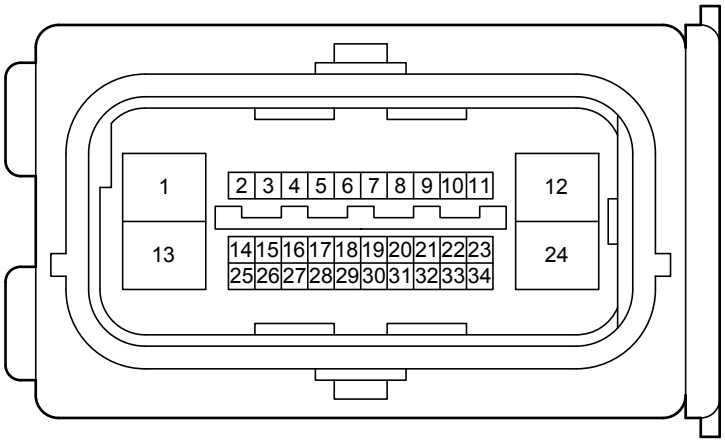

A 49
Black

A 70
Black

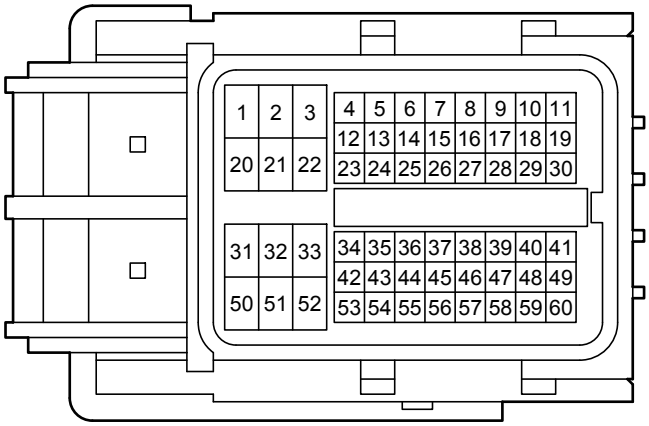

D 1
Black

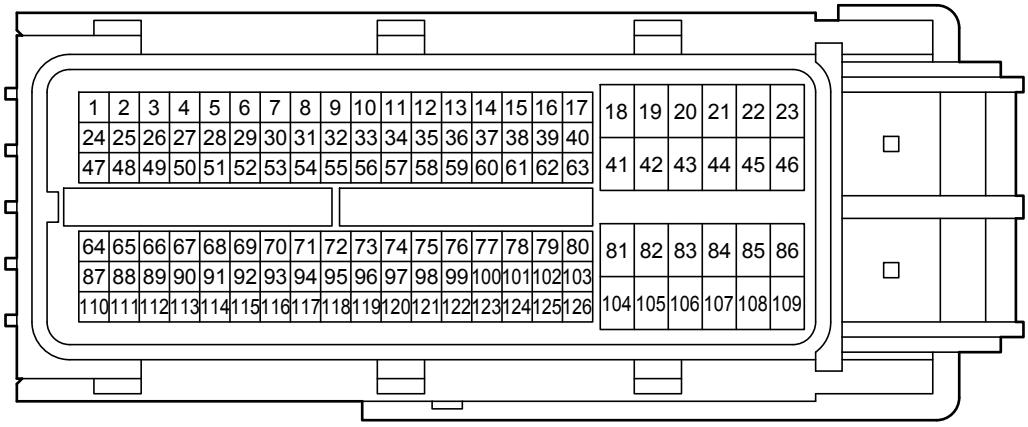

D 8
Gray

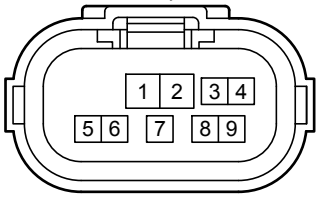

D 44
Black

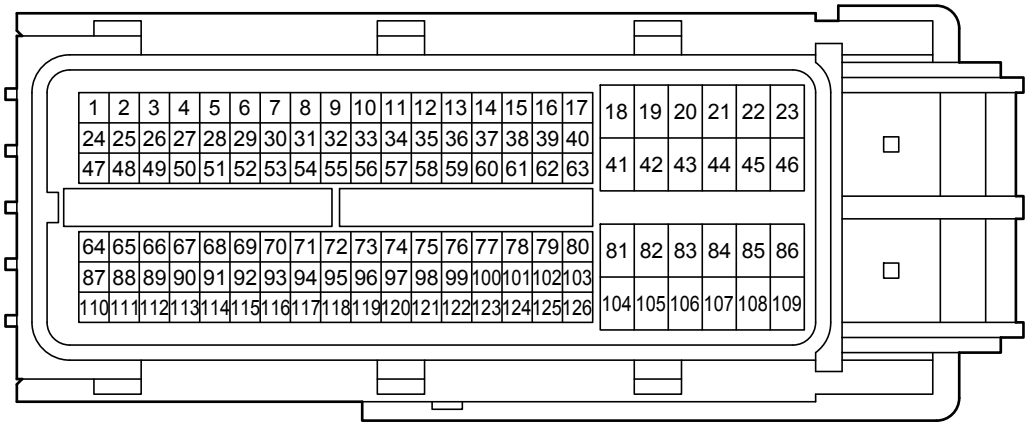

F 13
Black

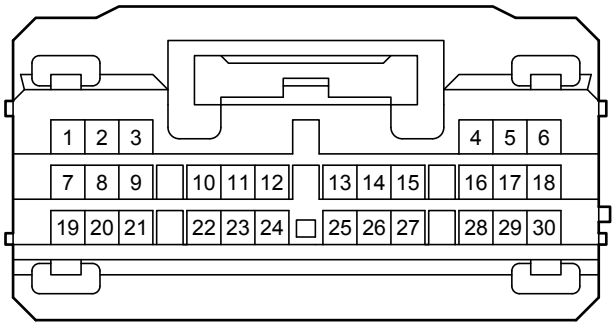

F 14
White

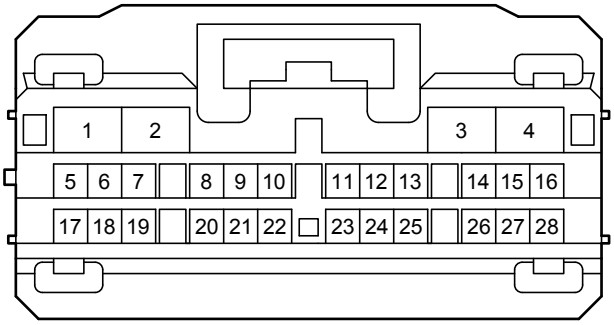

F 35
White

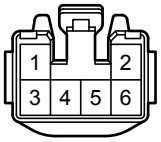

F 36
White



F 38
White

F 39
White

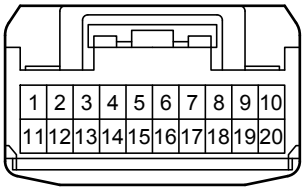

F 58
White

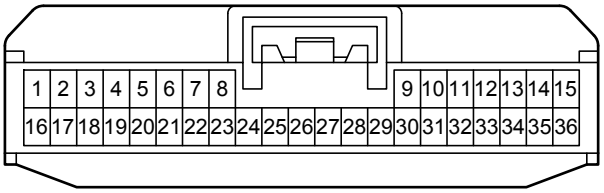

F 65
White

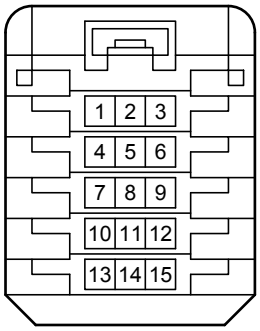

F 66
White

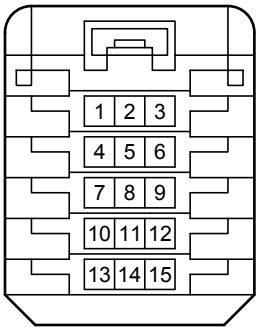

F 70
Blue

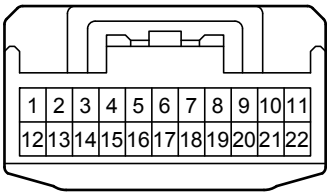

F 71
Blue

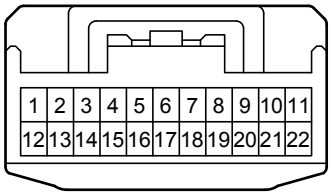

F 73
White

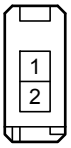

F 74
White

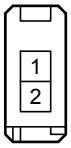

F 75
White

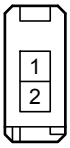

F 77
White

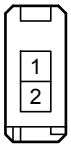

F 78
White

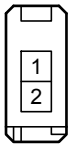

F 81
White

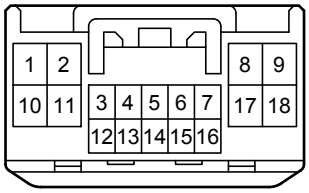

F 87
White

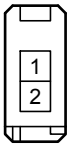

F 92
White

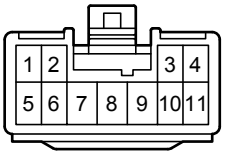

F 93
White

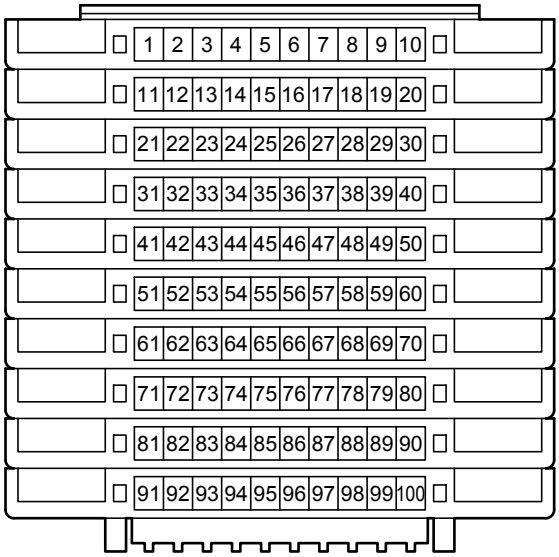

F 94
White

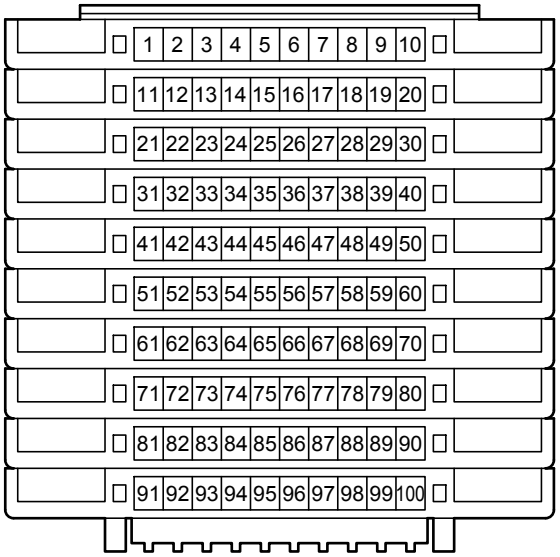

I 4
White

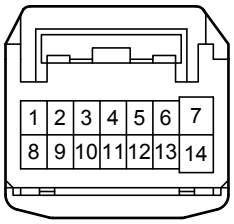

I 11
White

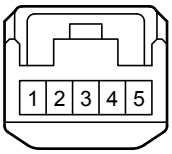

I 12
White

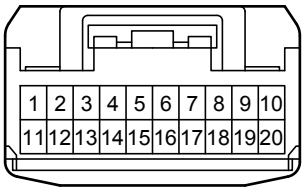

J 3
White

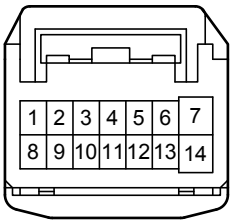

J 5
White

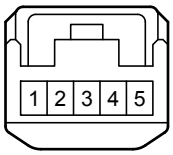

J 7
White

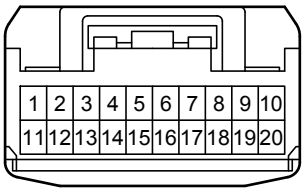

O 1
White

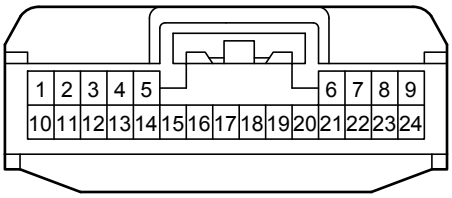

O 4
White

O 22
Blue

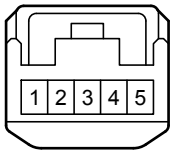

O 31
White

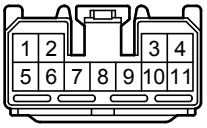

P 3
White

Z 7
White

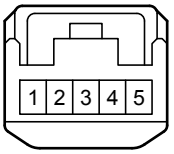

Z 23
Blue

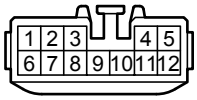

Z 25
White



a 5
White

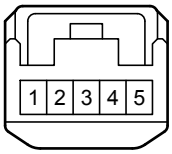

a 8
White



a 19
Blue

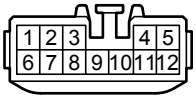

2A
White

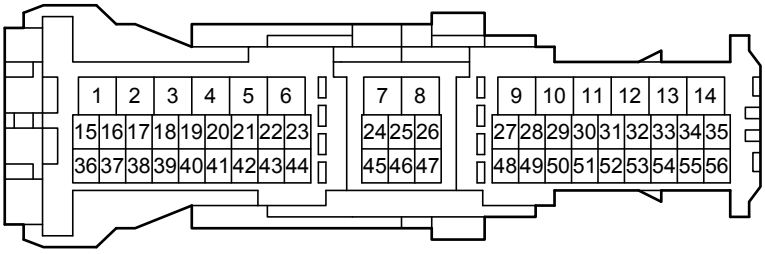

2D
White

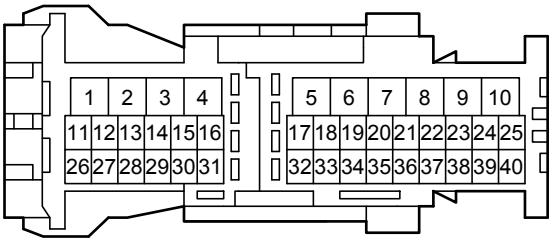

2F
White

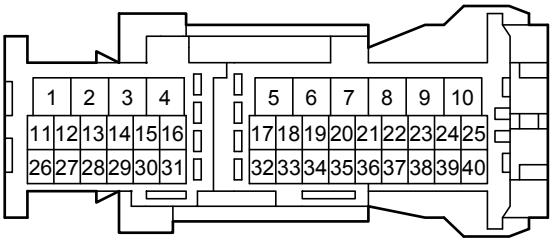

2H
White

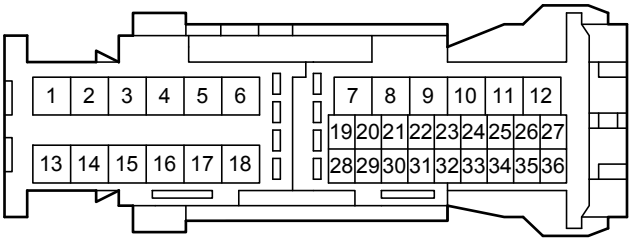

AF5
Blue

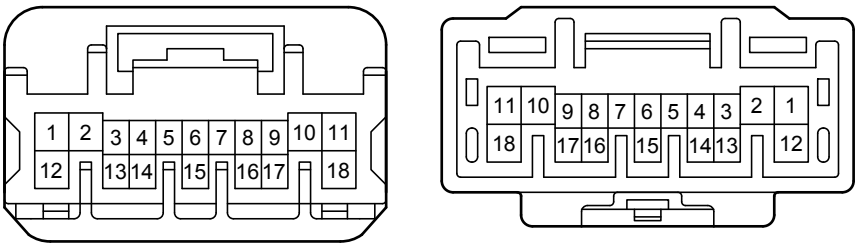

AF10
Black

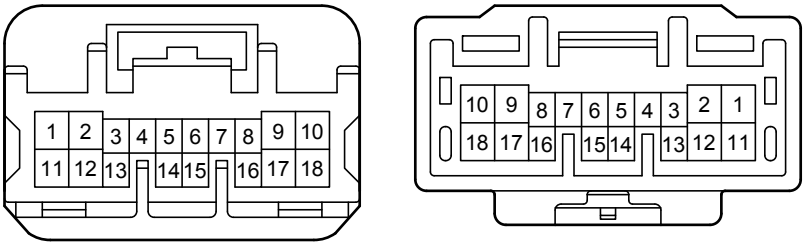

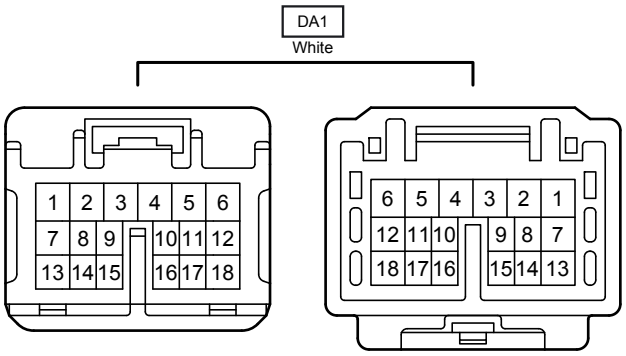
DA1
White
1 2 3 4 5 6
7 8 9 10 11 12
13 14 15 16 17 18
6 5 4 3 2 1
12 11 10 9 8 7
18 17 16 15 14 13

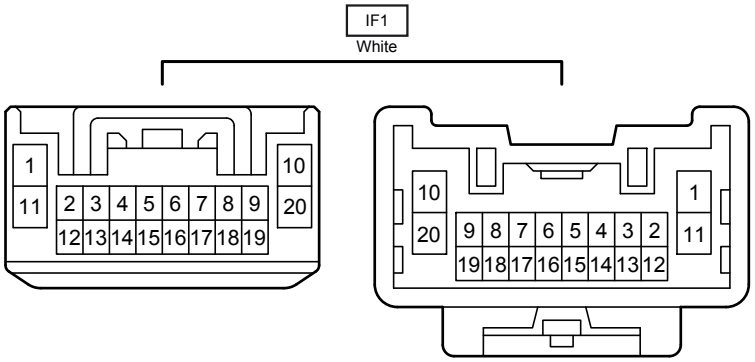
IF1
White
1 10
11 2 3 4 5 6 7 8 9 20
12 13 14 15 16 17 18 19
10 1
20 9 8 7 6 5 4 3 2 11
19 18 17 16 15 14 13 12

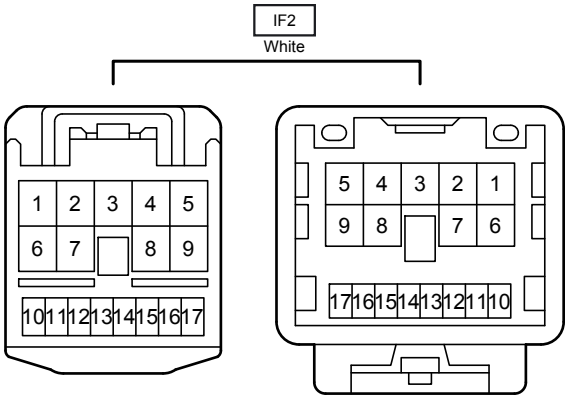
IF2
White
1 2 3 4 5
6 7 8 9
10 11 12 13 14 15 16 17
5 4 3 2 1
9 8 7 6
17 16 15 14 13 12 11 10

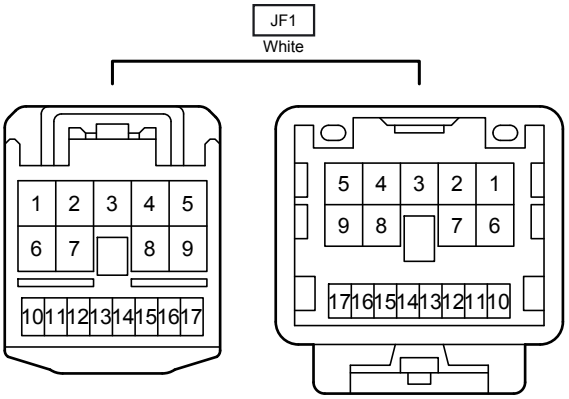
JF1
White
1 2 3 4 5
6 7 8 9
10 11 12 13 14 15 16 17
5 4 3 2 1
9 8 7 6
17 16 15 14 13 12 11 10

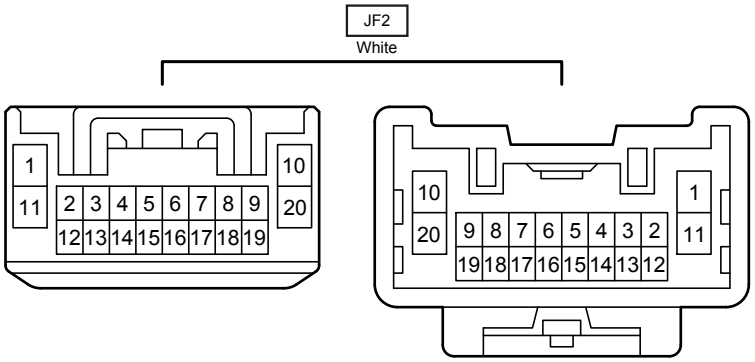
JF2
White
1 10
11 2 3 4 5 6 7 8 9 20
12 13 14 15 16 17 18 19
10 1
20 9 8 7 6 5 4 3 2 11
19 18 17 16 15 14 13 12

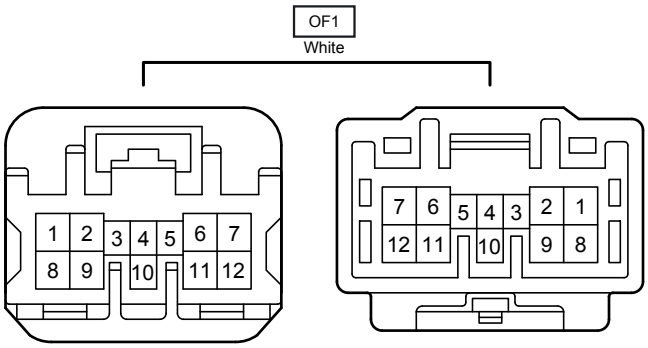
OF1
White
1 2 3 4 5 6 7
8 9 10 11 12
7 6 5 4 3 2 1
12 11 10 9 8

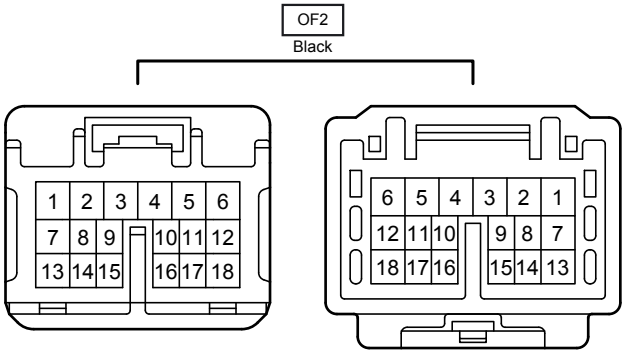
OF2
Black
1 2 3 4 5 6
7 8 9 10 11 12
13 14 15 16 17 18
6 5 4 3 2 1
12 11 10 9 8 7
18 17 16 15 14 13

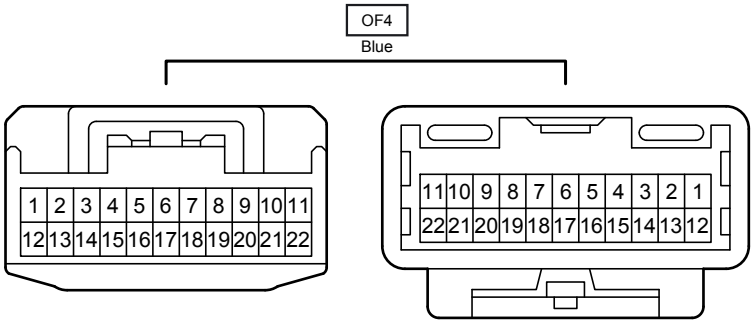
OF4
Blue
1 2 3 4 5 6 7 8 9 10 11
12 13 14 15 16 17 18 19 20 21 22
11 10 9 8 7 6 5 4 3 2 1
22 21 20 19 18 17 16 15 14 13 12

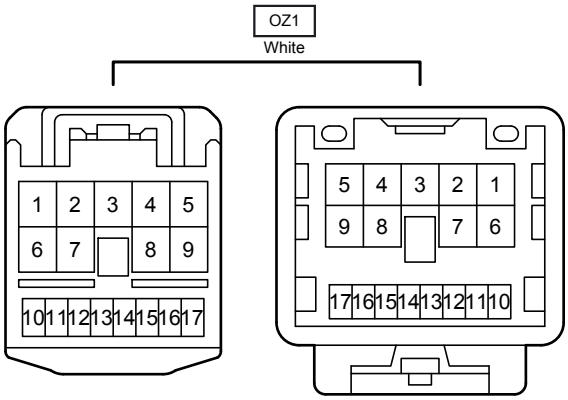
OZ1
White
1 2 3 4 5
6 7 8 9
10 11 12 13 14 15 16 17
5 4 3 2 1
9 8 7 6
17 16 15 14 13 12 11 10

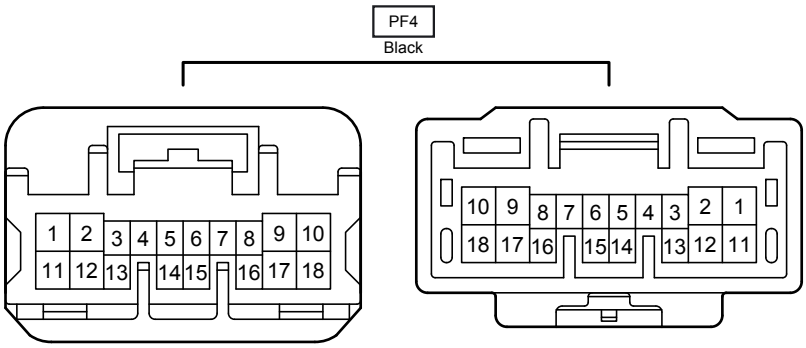
PF4
Black
1 2 3 4 5 6 7 8 9 10
11 12 13 14 15 16 17 18
10 9 8 7 6 5 4 3 2 1
18 17 16 15 14 13 12 11

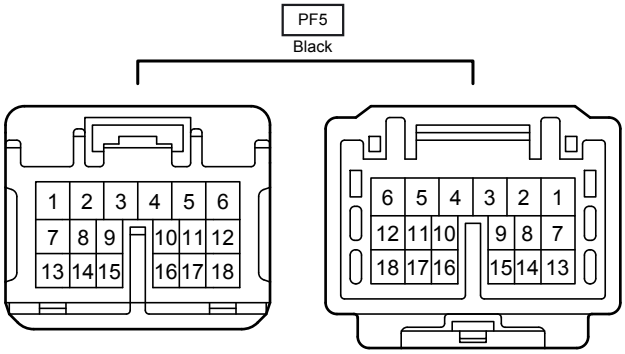
PF5
Black
1 2 3 4 5 6
7 8 9 10 11 12
13 14 15 16 17 18
6 5 4 3 2 1
12 11 10 9 8 7
18 17 16 15 14 13

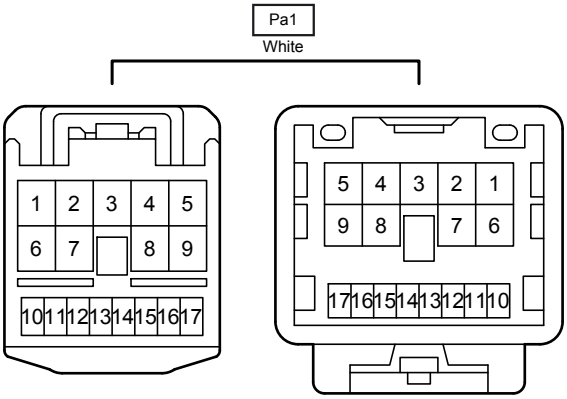
Pa1
White
1 2 3 4 5
6 7 8 9
10 11 12 13 14 15 16 17
5 4 3 2 1
9 8 7 6
17 16 15 14 13 12 11 10