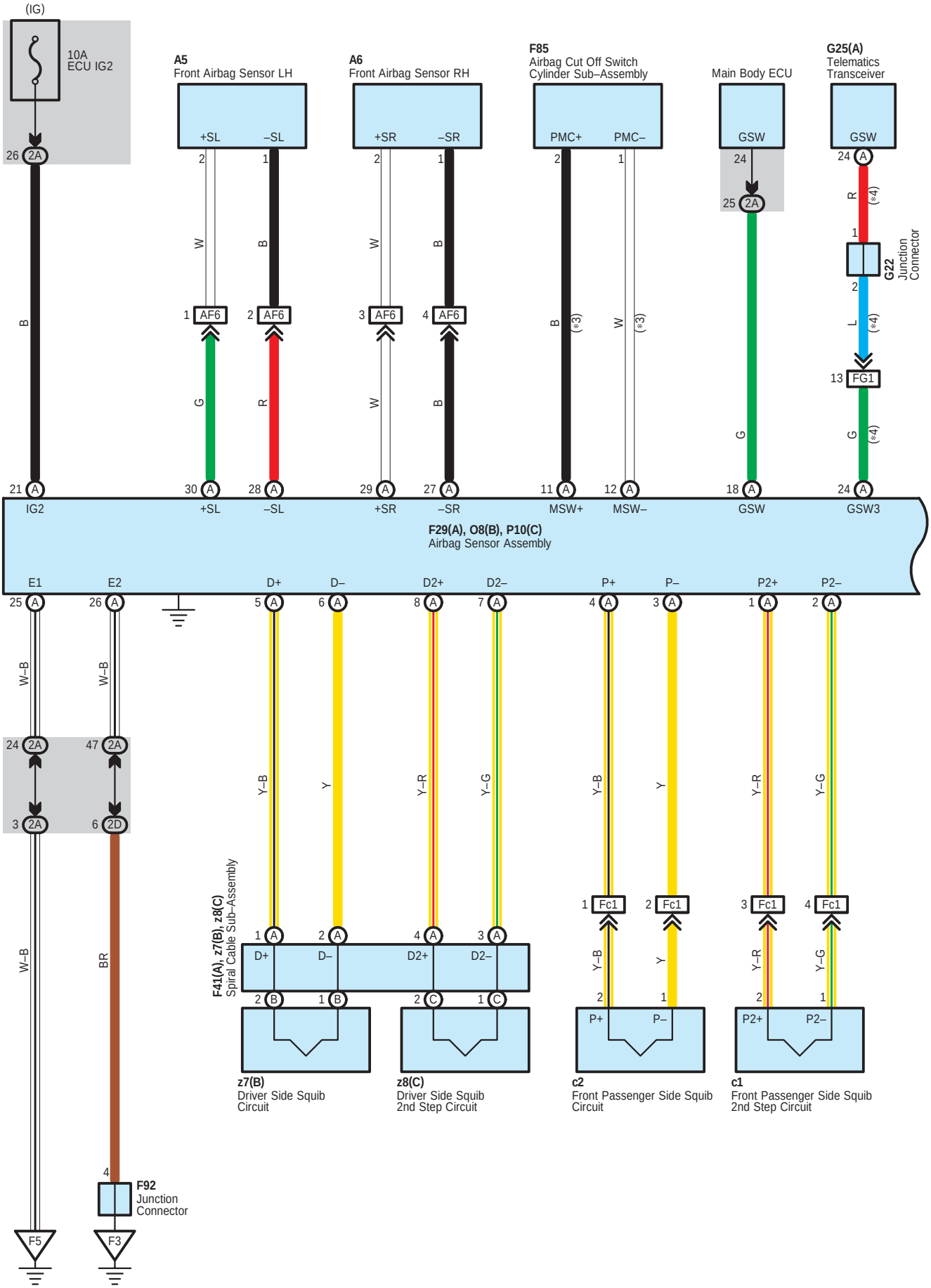
(IG)
10A
ECU IG2
26 2A
A5
Front Airbag Sensor LH
+SL
–SL
A6
Front Airbag Sensor RH
+SR
–SR
F85
Airbag Cut Off Switch
Cylinder Sub–Assembly
PMC+
PMC–
Main Body ECU
GSW
G25(A)
Telematics
Transceiver
GSW
G22
Junction
Connector
AF6
FG1
21 A IG2
30 A +SL
28 A –SL
29 A +SR
27 A –SR
11 A MSW+
12 A MSW–
18 A GSW
24 A GSW3
F29(A), O8(B), P10(C)
Airbag Sensor Assembly
E1
E2
D+
D–
D2+
D2–
P+
P–
P2+
P2–
W–B
BR
Y–B
Y
Y–R
Y–G
F41(A), z7(B), z8(C)
Spiral Cable Sub–Assembly
Fc1
z7(B)
Driver Side Squib
Circuit
z8(C)
Driver Side Squib
2nd Step Circuit
c2
Front Passenger Side Squib
Circuit
c1
Front Passenger Side Squib
2nd Step Circuit
F92
Junction
Connector
F5
F3

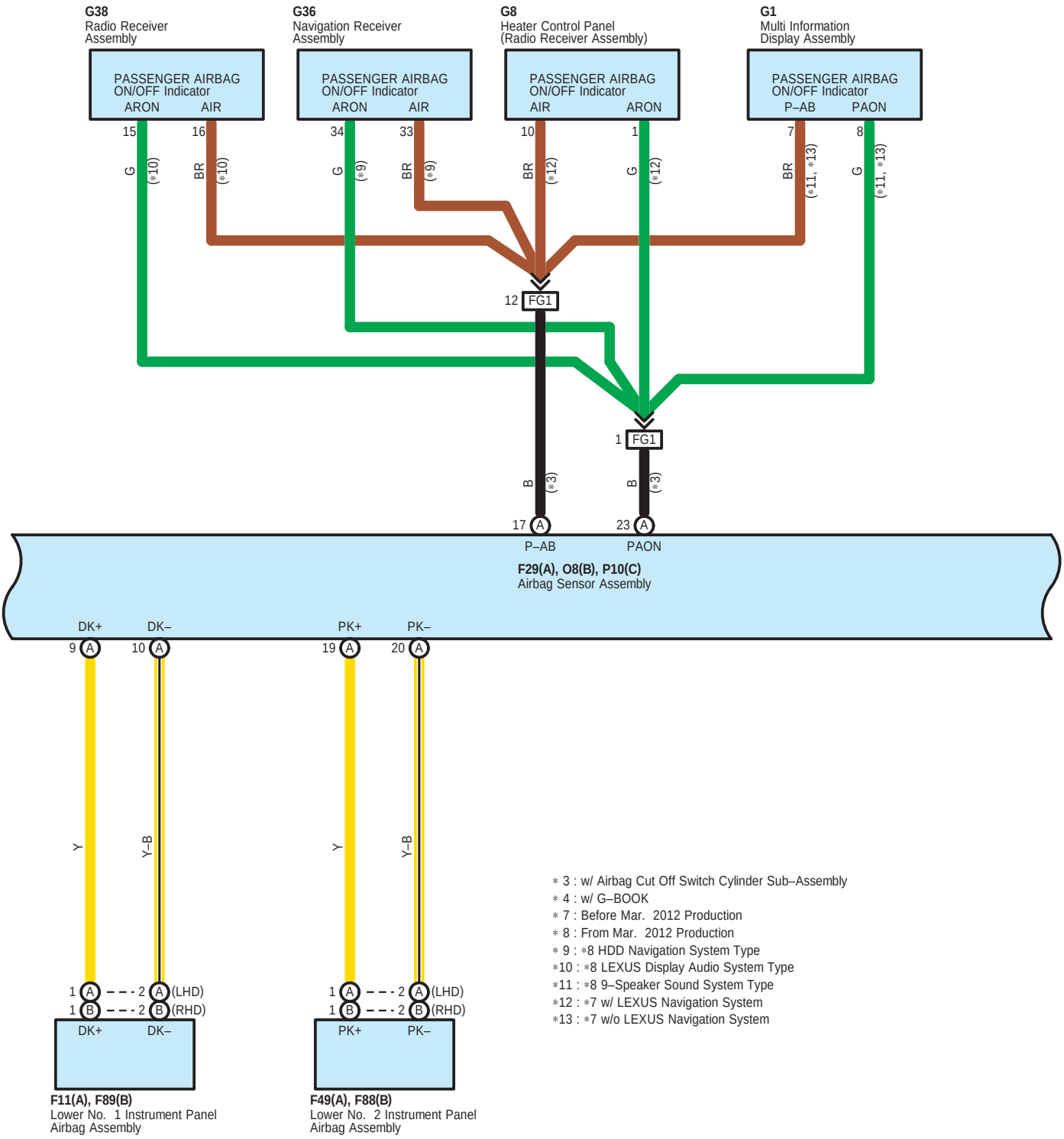

∗ 3 : w/ Airbag Cut Off Switch Cylinder Sub–Assembly
∗ 4 : w/ G–BOOK
∗ 7 : Before Mar. 2012 Production
∗ 8 : From Mar. 2012 Production
∗ 9 : ∗8 HDD Navigation System Type
∗10 : ∗8 LEXUS Display Audio System Type
∗11 : ∗8 9–Speaker Sound System Type
∗12 : ∗7 w/ LEXUS Navigation System
∗13 : ∗7 w/o LEXUS Navigation System

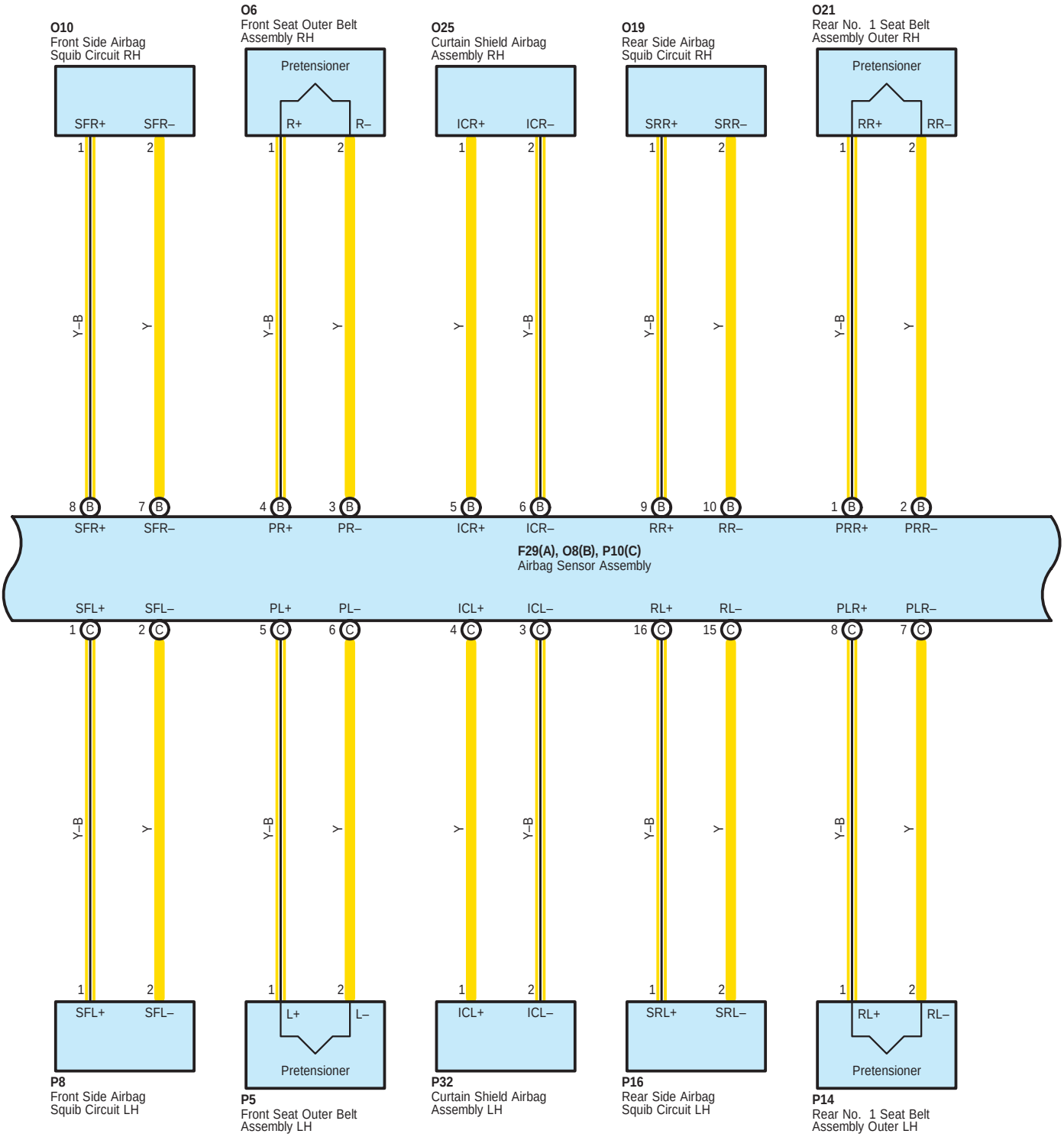
O10
Front Side Airbag
Squib Circuit RH
SFR+
SFR–
O6
Front Seat Outer Belt
Assembly RH
Pretensioner
R+
R–
O25
Curtain Shield Airbag
Assembly RH
ICR+
ICR–
O19
Rear Side Airbag
Squib Circuit RH
SRR+
SRR–
O21
Rear No. 1 Seat Belt
Assembly Outer RH
Pretensioner
RR+
RR–
Y–B
Y
8 B
7 B
4 B
3 B
5 B
6 B
9 B
10 B
1 B
2 B
SFR+
SFR–
PR+
PR–
ICR+
ICR–
RR+
RR–
PRR+
PRR–
F29(A), O8(B), P10(C)
Airbag Sensor Assembly
SFL+
SFL–
PL+
PL–
ICL+
ICL–
RL+
RL–
PLR+
PLR–
1 C
2 C
5 C
6 C
4 C
3 C
16 C
15 C
8 C
7 C
SFL+
SFL–
L+
L–
Pretensioner
ICL+
ICL–
SRL+
SRL–
RL+
RL–
Pretensioner
P8
Front Side Airbag
Squib Circuit LH
P5
Front Seat Outer Belt
Assembly LH
P32
Curtain Shield Airbag
Assembly LH
P16
Rear Side Airbag
Squib Circuit LH
P14
Rear No. 1 Seat Belt
Assembly Outer LH

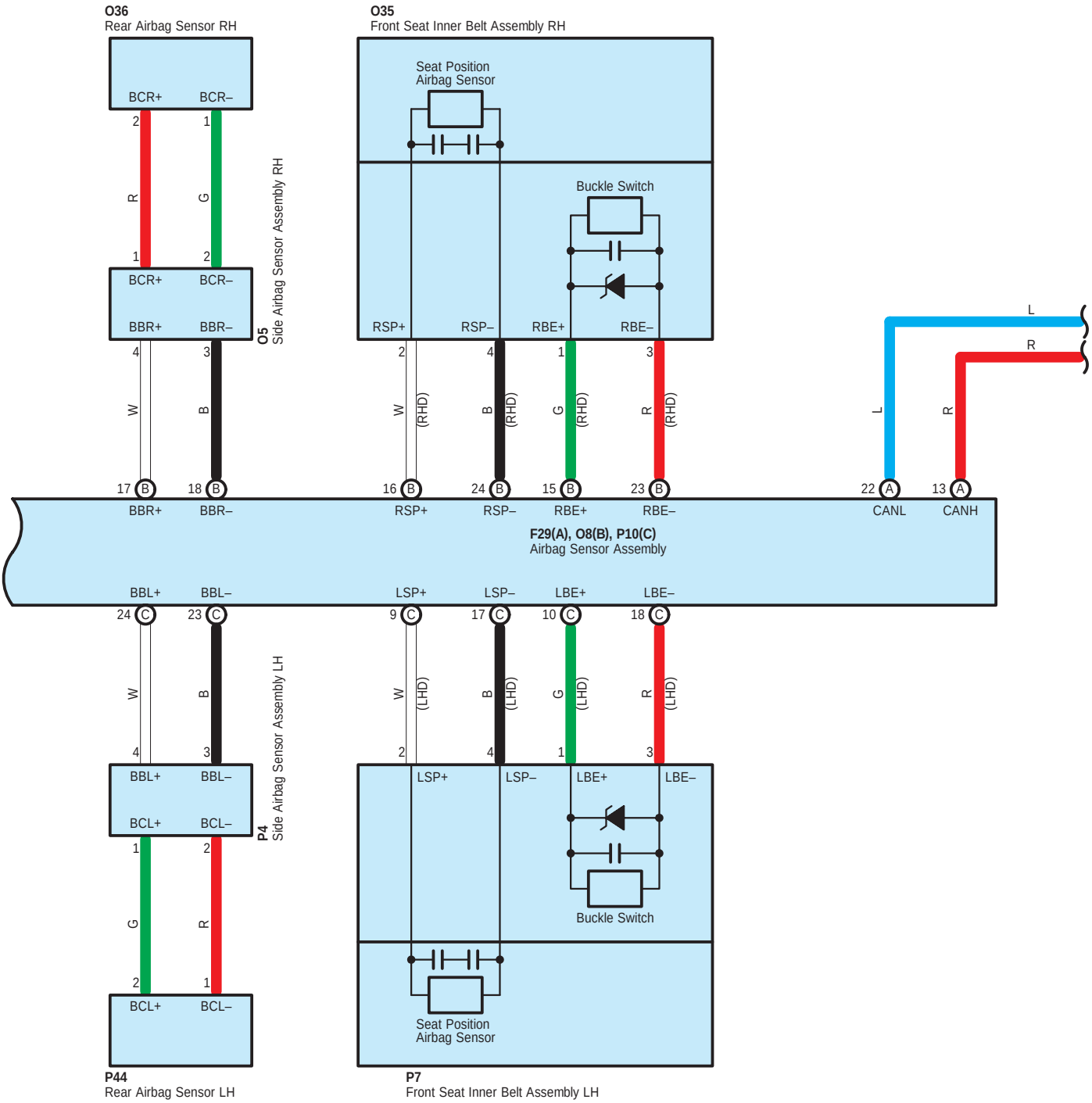
O36
Rear Airbag Sensor RH
BCR+
BCR–
2
1
R
G
1
2
BCR+
BCR–
BBR+
BBR–
O5
Side Airbag Sensor Assembly RH
4
3
W
B
17 B
18 B
BBR+
BBR–
O35
Front Seat Inner Belt Assembly RH
Seat Position
Airbag Sensor
Buckle Switch
RSP+
RSP–
RBE+
RBE–
2
4
1
3
W
(RHD)
B
(RHD)
G
(RHD)
R
(RHD)
16 B
24 B
15 B
23 B
RSP+
RSP–
RBE+
RBE–
L
R
L
R
22 A
13 A
CANL
CANH
F29(A), O8(B), P10(C)
Airbag Sensor Assembly
BBL+
BBL–
24 C
23 C
W
B
4
3
BBL+
BBL–
BCL+
BCL–
P4
Side Airbag Sensor Assembly LH
1
2
G
R
2
1
BCL+
BCL–
P44
Rear Airbag Sensor LH
LSP+
LSP–
LBE+
LBE–
9 C
17 C
10 C
18 C
W
(LHD)
B
(LHD)
G
(LHD)
R
(LHD)
2
4
1
3
LSP+
LSP–
LBE+
LBE–
Buckle Switch
Seat Position
Airbag Sensor
P7
Front Seat Inner Belt Assembly LH

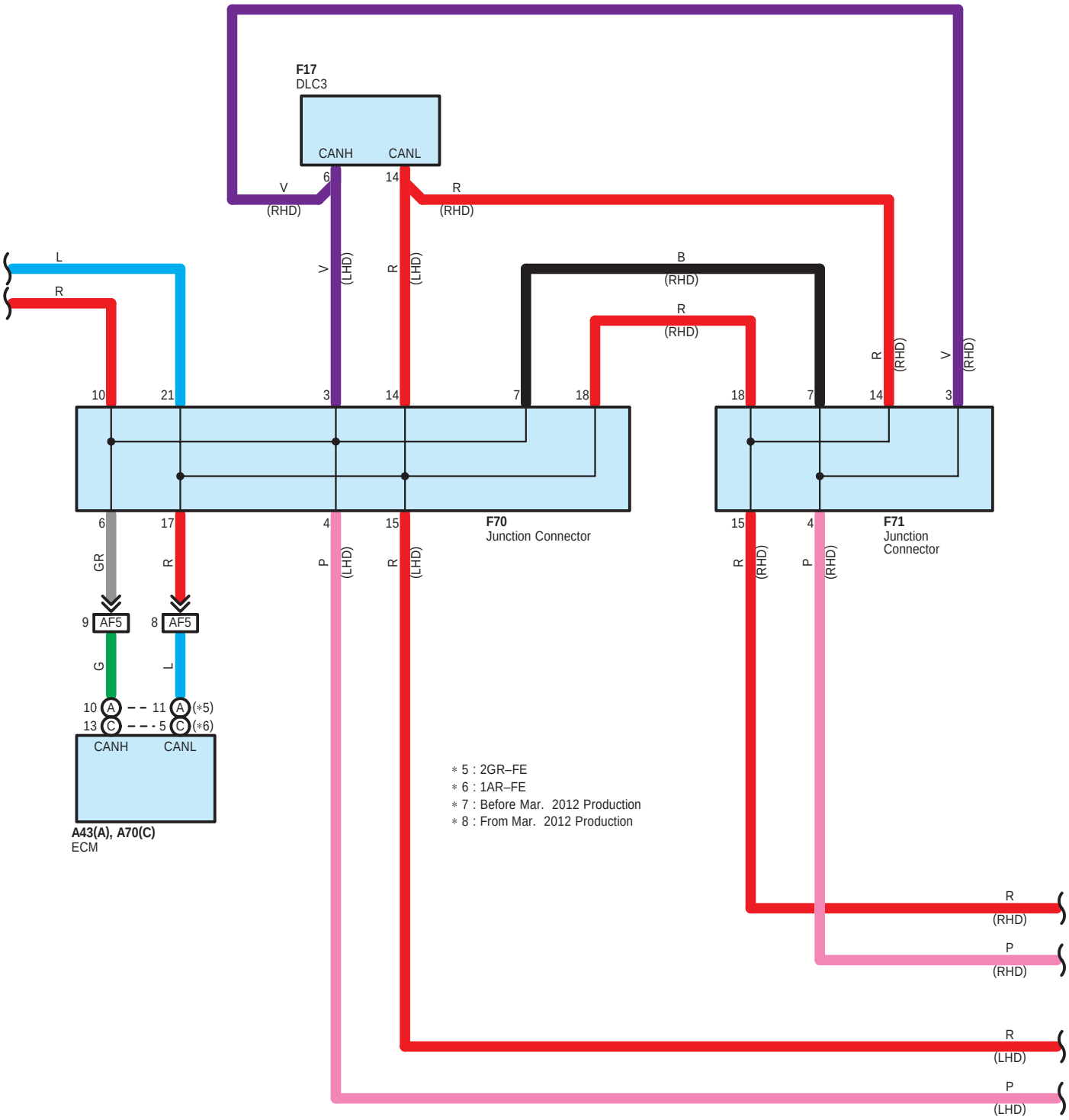
F17
DLC3
CANH
CANL
6
14
V
(RHD)
R
(RHD)
L
R
V
(LHD)
R
(LHD)
B
(RHD)
R
(RHD)
R
(RHD)
V
(RHD)
10
21
3
14
7
18
18
7
14
3
6
17
4
15
F70
Junction Connector
15
4
F71
Junction
Connector
GR
R
P
(LHD)
R
(LHD)
R
(RHD)
P
(RHD)
9 AF5
8 AF5
G
L
10 A
11 A (*5)
13 C
5 C (*6)
CANH
CANL
A43(A), A70(C)
ECM
* 5 : 2GR–FE
* 6 : 1AR–FE
* 7 : Before Mar. 2012 Production
* 8 : From Mar. 2012 Production
R
(RHD)
P
(RHD)
R
(LHD)
P
(LHD)

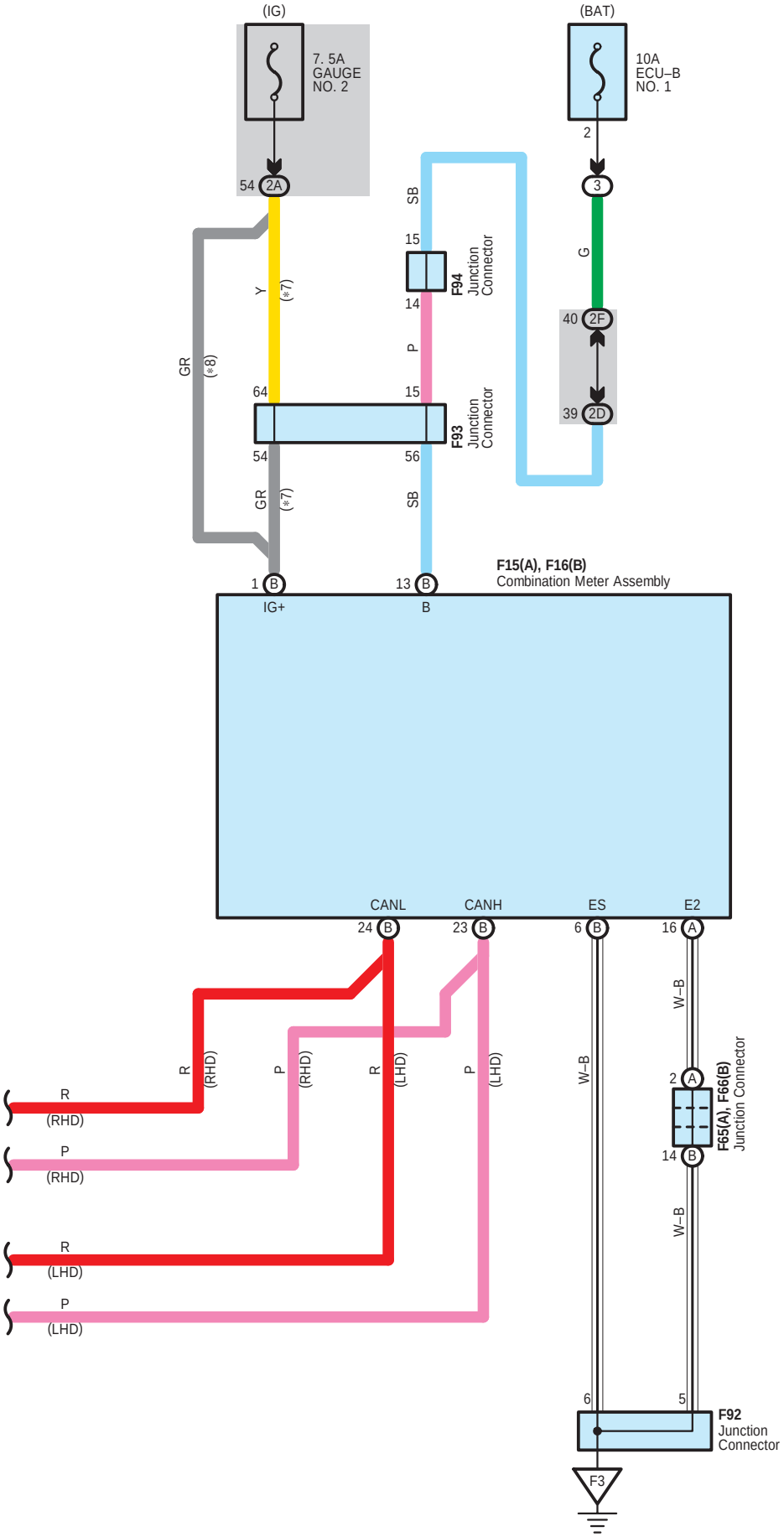
(IG)
7. 5A
GAUGE
NO. 2
54 2A
(BAT)
10A
ECU–B
NO. 1
2
3
G
40 2F
39 2D
SB
15
14
F94
Junction
Connector
P
15
64
54
56
F93
Junction
Connector
Y
(*7)
GR
(*8)
GR
(*7)
SB
1 B
IG+
13 B
B
F15(A), F16(B)
Combination Meter Assembly
CANL
CANH
ES
E2
24 B
23 B
6 B
16 A
R
(RHD)
P
(RHD)
R
(LHD)
P
(LHD)
W–B
W–B
2 A
14 B
F65(A), F66(B)
Junction Connector
W–B
R
(RHD)
P
(RHD)
R
(LHD)
P
(LHD)
6
5
F92
Junction
Connector
F3

A 5
Yellow



A 6
Yellow



A 43
Black

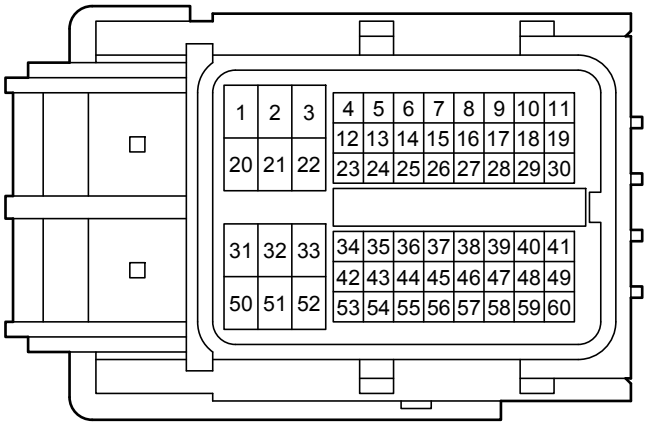

A 70
Black

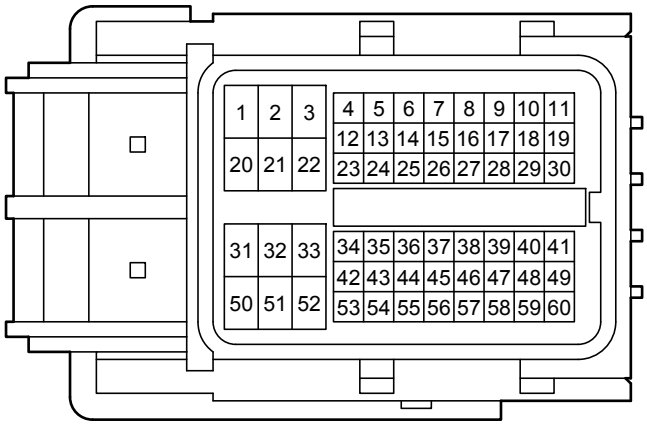

F 11
Yellow

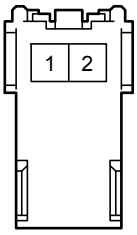

F 15
Black



F 16
Black

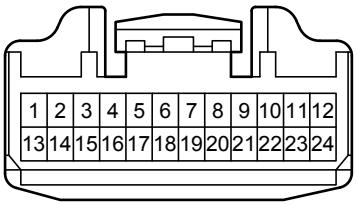

F 17
White

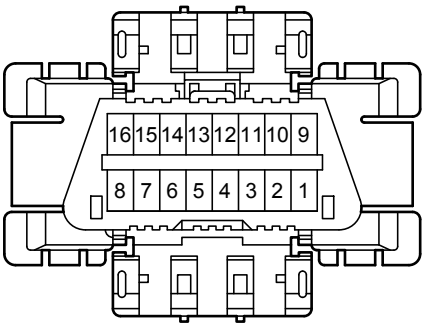

F 29
Yellow

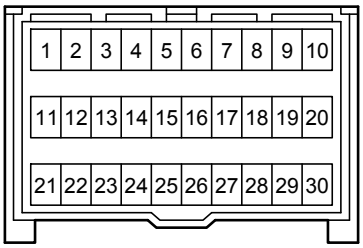

F 41
Yellow

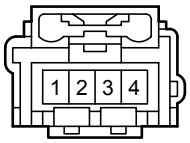

F 49
Yellow

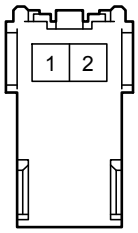

F 65
White

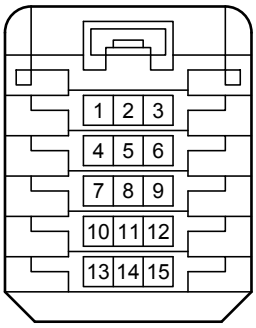

F 66
White

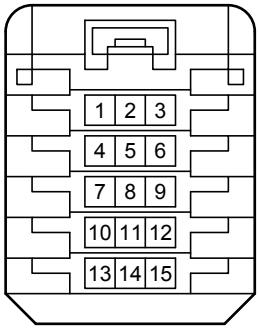

F 70
Blue

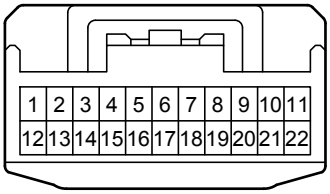

F 71
Blue

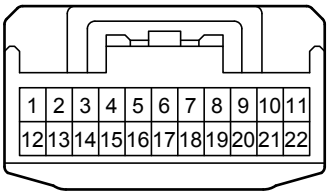

F 85
Black

F 88
Yellow

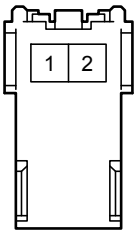

F 89
Yellow

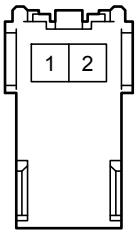

F 92
White

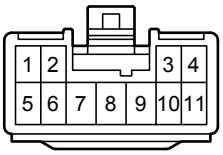

F 93
White

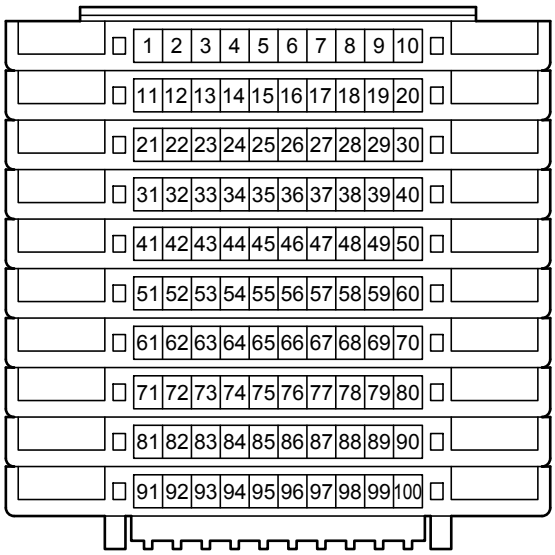

F 94
White

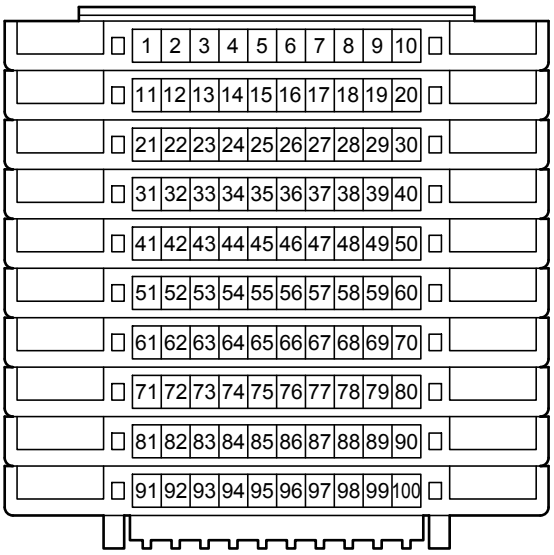

G 1
White

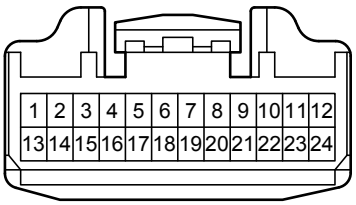

G 8
White



G 22
White

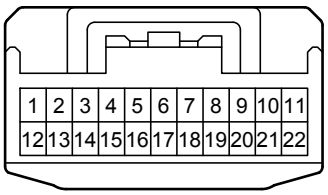

G 25
White

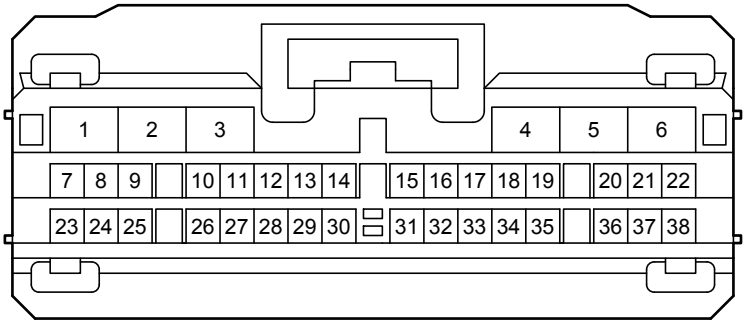

G 36
White

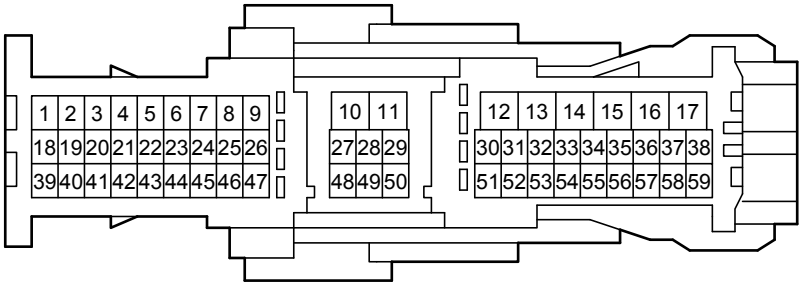

G 38
White

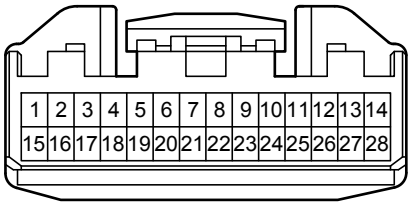

O 5
Yellow

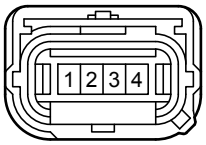

O 6
Black



O 8
Yellow

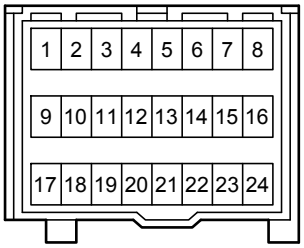

O 10
Yellow

O 19
Yellow

O 21
Black

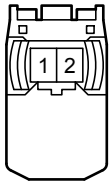

O 25
Black

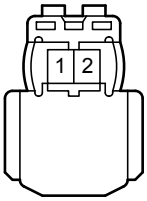

O 35
Black

O 36
Yellow

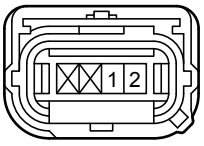

P 4
Yellow

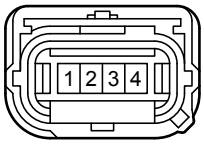

P 5
Black



P 7
Black

P 8
Yellow

P 10
Yellow

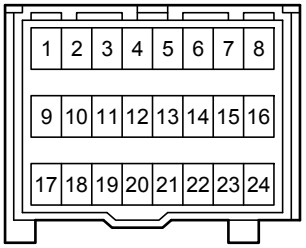

P 14
Black



P 16
Yellow

P 32
Black

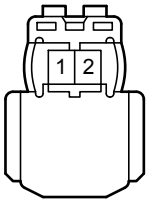

P 44
Yellow

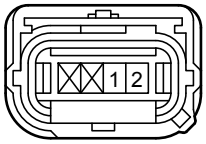

c 1
Black

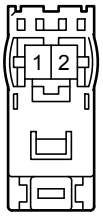

c 2
Orange

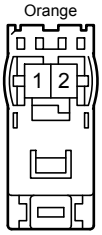

z 7
Orange

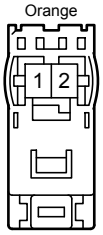

z 8
Black

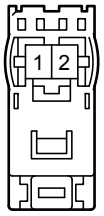

2A
White

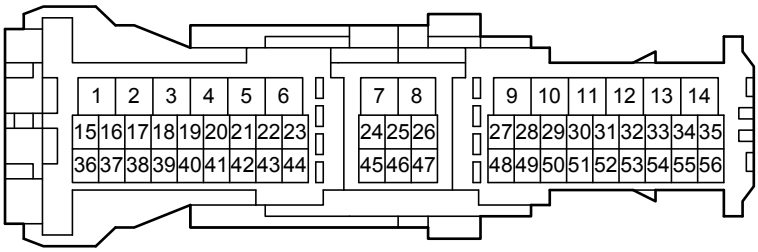

2D
White

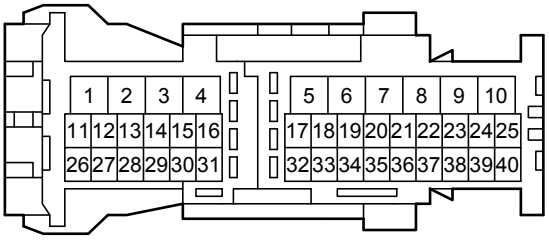

2F
White

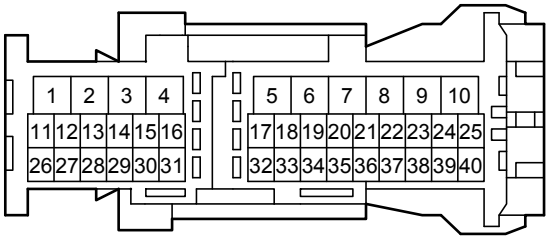

AF5
Blue

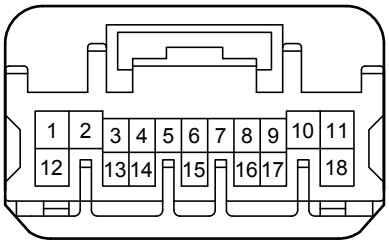

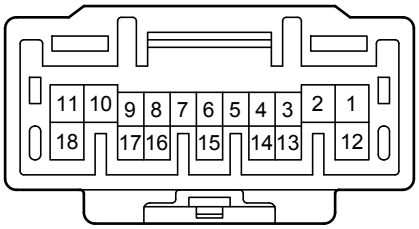

AF6
Yellow

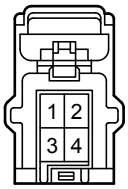

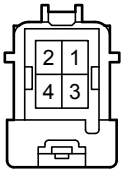

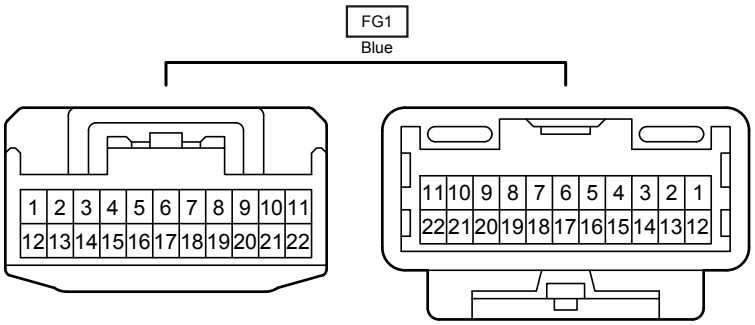
FG1
Blue
1 2 3 4 5 6 7 8 9 10 11
12 13 14 15 16 17 18 19 20 21 22
11 10 9 8 7 6 5 4 3 2 1
22 21 20 19 18 17 16 15 14 13 12

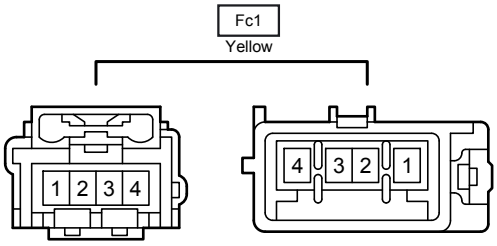
Fc1
Yellow
1 2 3 4
4 3 2 1