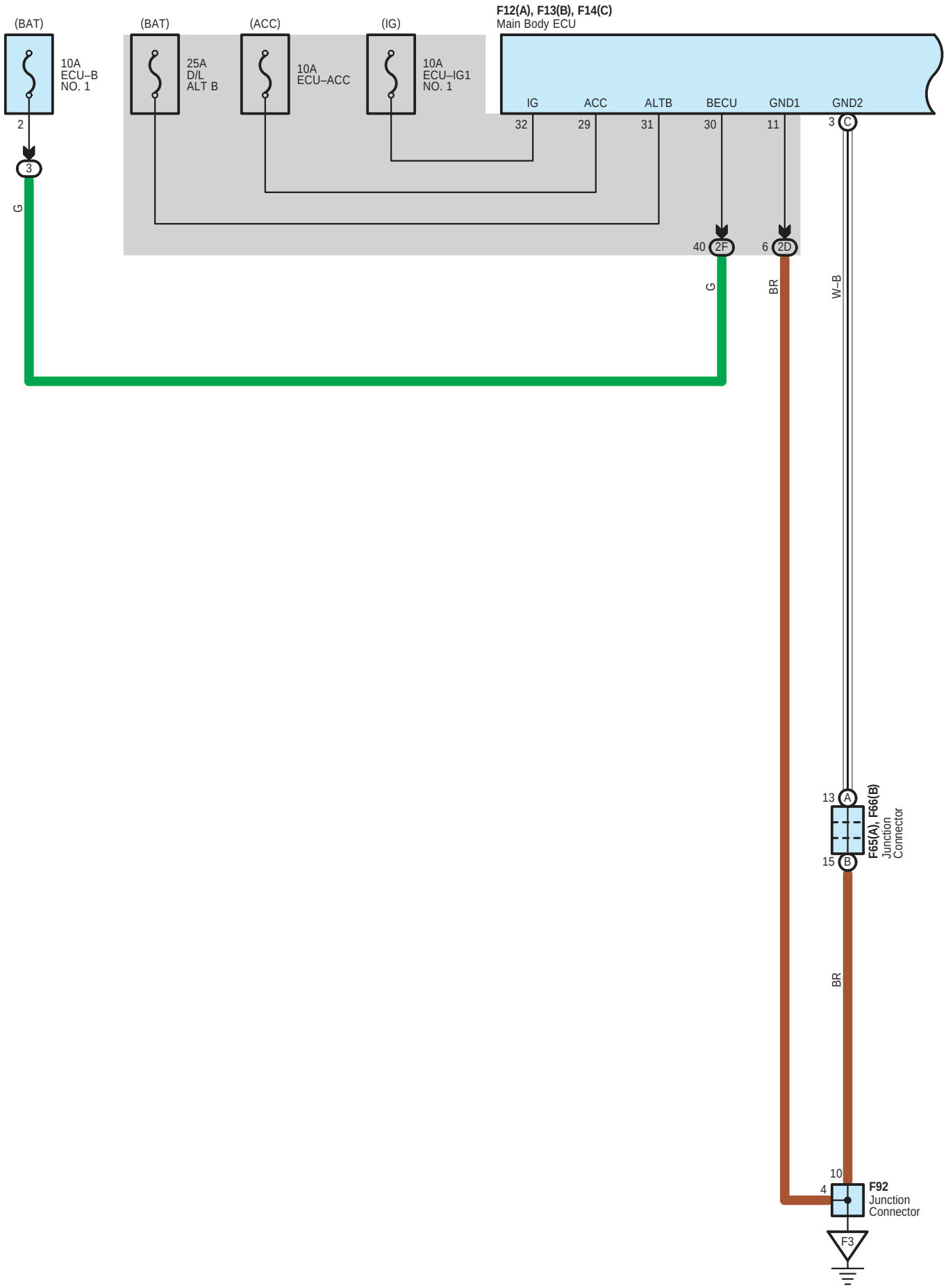
(BAT)
10A
ECU–B
NO. 1
2
3
G
(BAT)
25A
D/L
ALT B
(ACC)
10A
ECU–ACC
(IG)
10A
ECU–IG1
NO. 1
F12(A), F13(B), F14(C)
Main Body ECU
IG
ACC
ALTB
BECU
GND1
GND2
32
29
31
30
11
3
C
40
2F
6
2D
G
BR
W–B
13
A
15
B
F65(A), F66(B)
Junction
Connector
BR
10
4
F92
Junction
Connector
F3

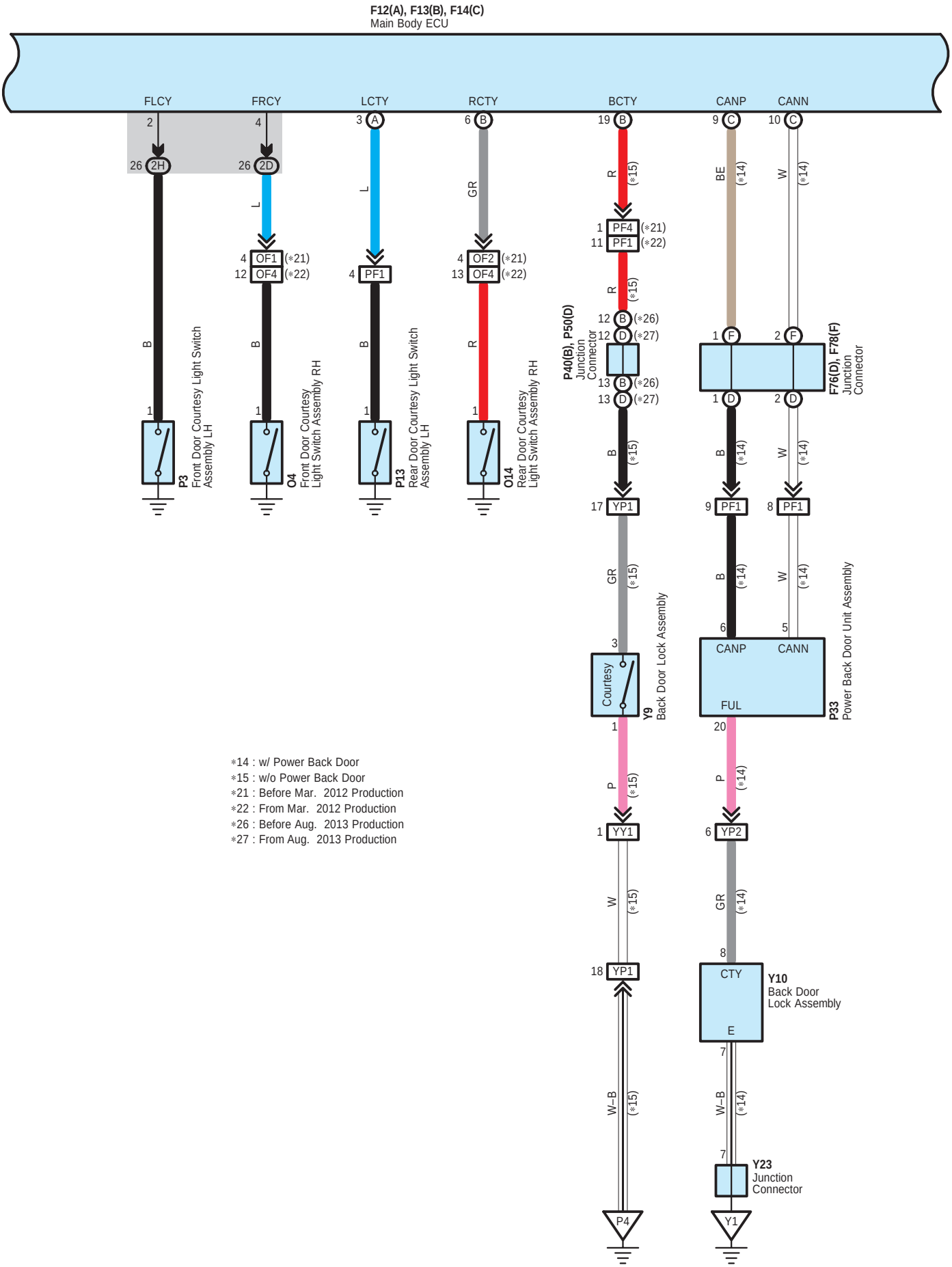
F12(A), F13(B), F14(C)
Main Body ECU
FLCY
FRCY
LCTY
RCTY
BCTY
CANP
CANN
P3
Front Door Courtesy Light Switch Assembly LH
O4
Front Door Courtesy Light Switch Assembly RH
P13
Rear Door Courtesy Light Switch Assembly LH
O14
Rear Door Courtesy Light Switch Assembly RH
P40(B), P50(D)
Junction Connector
F76(D), F78(F)
Junction Connector
Y9
Back Door Lock Assembly
P33
Power Back Door Unit Assembly
Y10
Back Door Lock Assembly
Y23
Junction Connector
P4
Y1
Courtesy
CANP
CANN
FUL
CTY
E
∗14 : w/ Power Back Door
∗15 : w/o Power Back Door
∗21 : Before Mar. 2012 Production
∗22 : From Mar. 2012 Production
∗26 : Before Aug. 2013 Production
∗27 : From Aug. 2013 Production

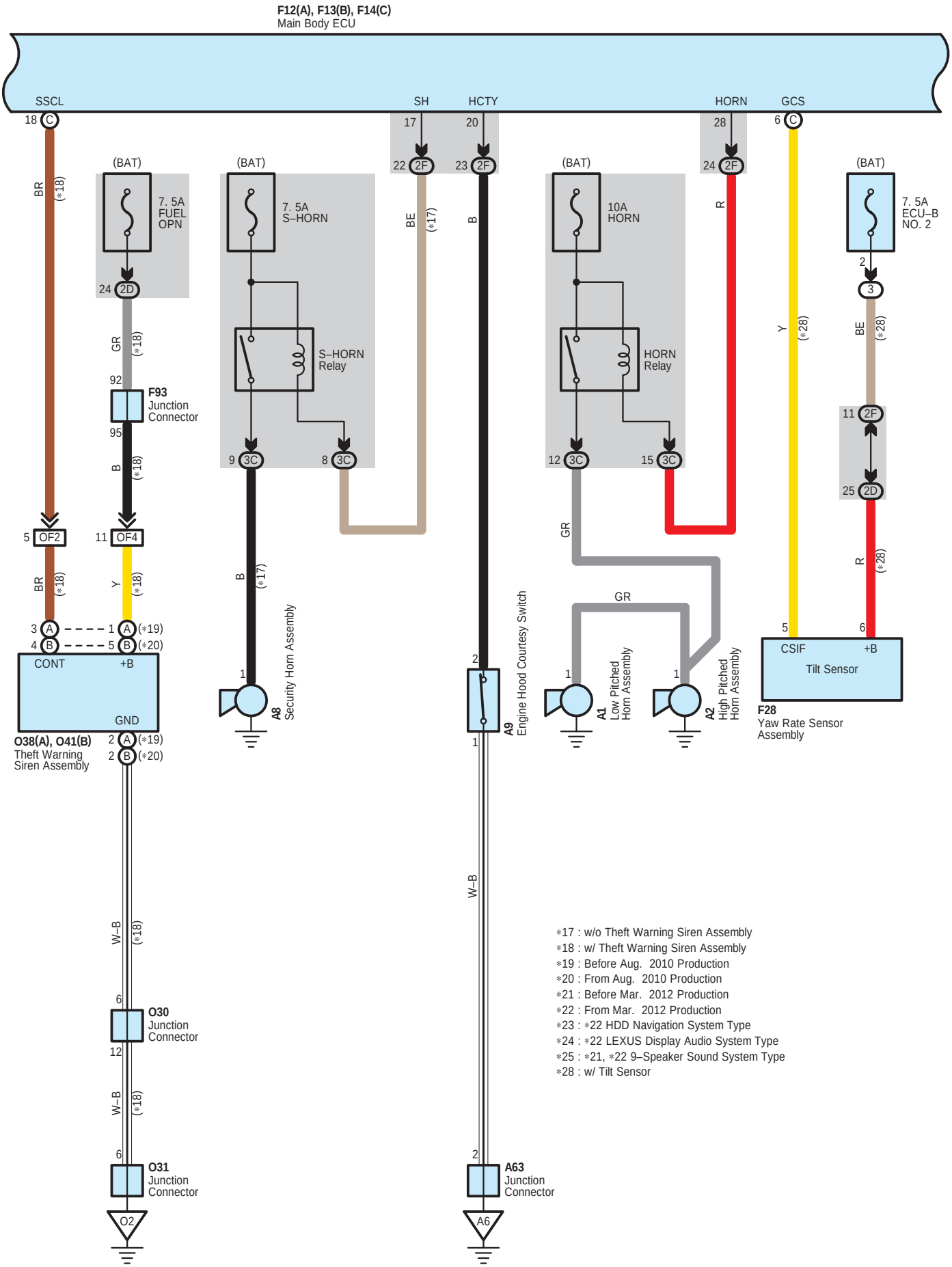


*17 : w/o Theft Warning Siren Assembly
*18 : w/ Theft Warning Siren Assembly
*19 : Before Aug. 2010 Production
*20 : From Aug. 2010 Production
*21 : Before Mar. 2012 Production
*22 : From Mar. 2012 Production
*23 : *22 HDD Navigation System Type
*24 : *22 LEXUS Display Audio System Type
*25 : *21, *22 9–Speaker Sound System Type
*28 : w/ Tilt Sensor

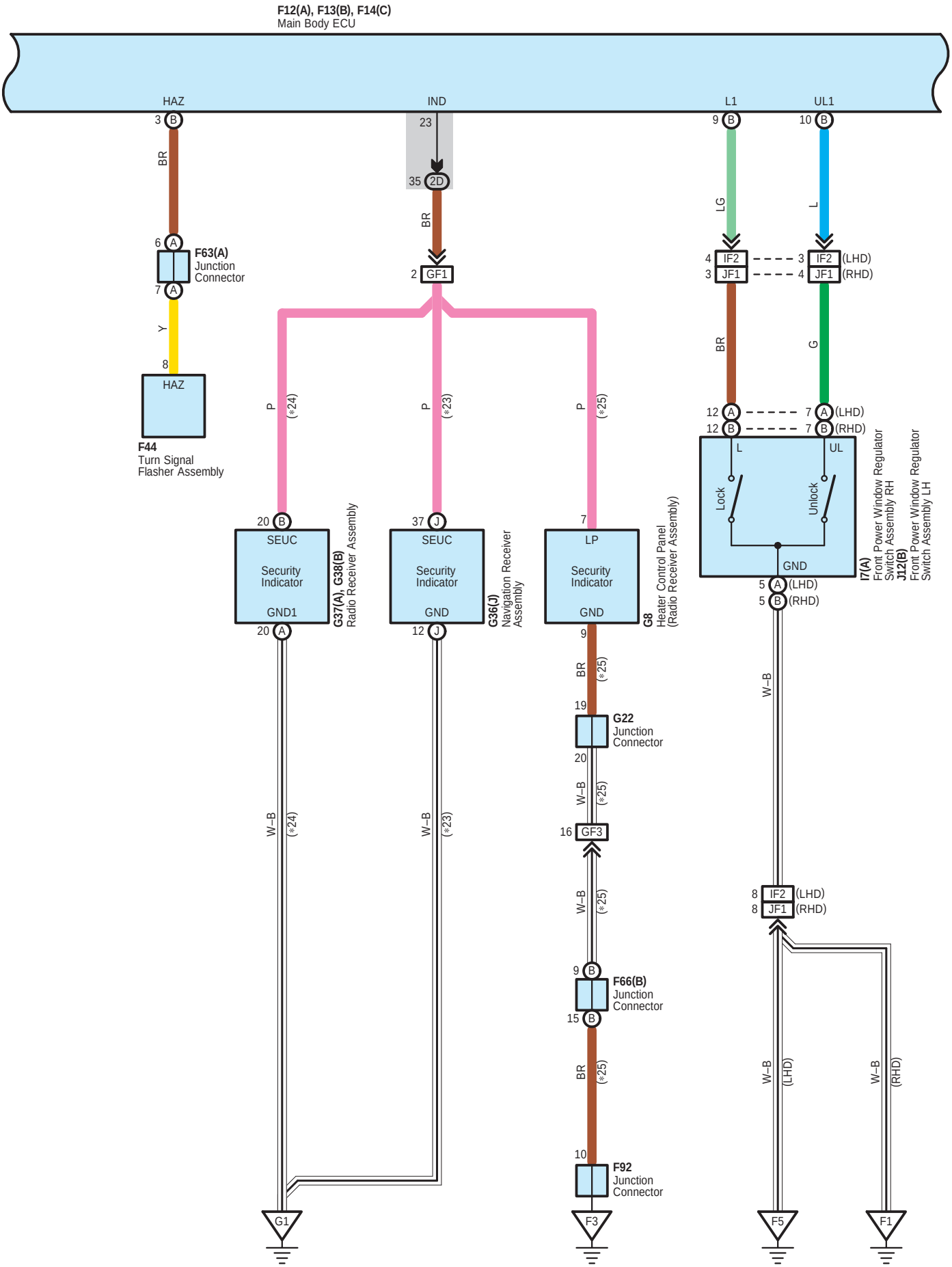
F12(A), F13(B), F14(C)
Main Body ECU
HAZ
IND
L1
UL1
3 B
23
35 2D
9 B
10 B
BR
LG
L
6 A
F63(A)
Junction
Connector
7 A
2 GF1
4 IF2
3 JF1
3 IF2 (LHD)
4 JF1 (RHD)
Y
8
HAZ
F44
Turn Signal
Flasher Assembly
P (*24)
P (*23)
P (*25)
G
12 A
12 B
7 A (LHD)
7 B (RHD)
L
UL
Lock
Unlock
GND
5 A (LHD)
5 B (RHD)
I7(A)
Front Power Window Regulator
Switch Assembly RH
J12(B)
Front Power Window Regulator
Switch Assembly LH
20 B
SEUC
Security
Indicator
GND1
20 A
G37(A), G38(B)
Radio Receiver Assembly
37 J
SEUC
Security
Indicator
GND
12 J
G36(J)
Navigation Receiver
Assembly
7
LP
Security
Indicator
GND
G8
Heater Control Panel
(Radio Receiver Assembly)
9
BR (*25)
19
G22
Junction
Connector
20
W–B (*25)
16 GF3
W–B (*25)
9 B
F66(B)
Junction
Connector
15 B
BR (*25)
10
F92
Junction
Connector
W–B (*24)
W–B (*23)
W–B
8 IF2 (LHD)
8 JF1 (RHD)
W–B (LHD)
W–B (RHD)
G1
F3
F5
F1

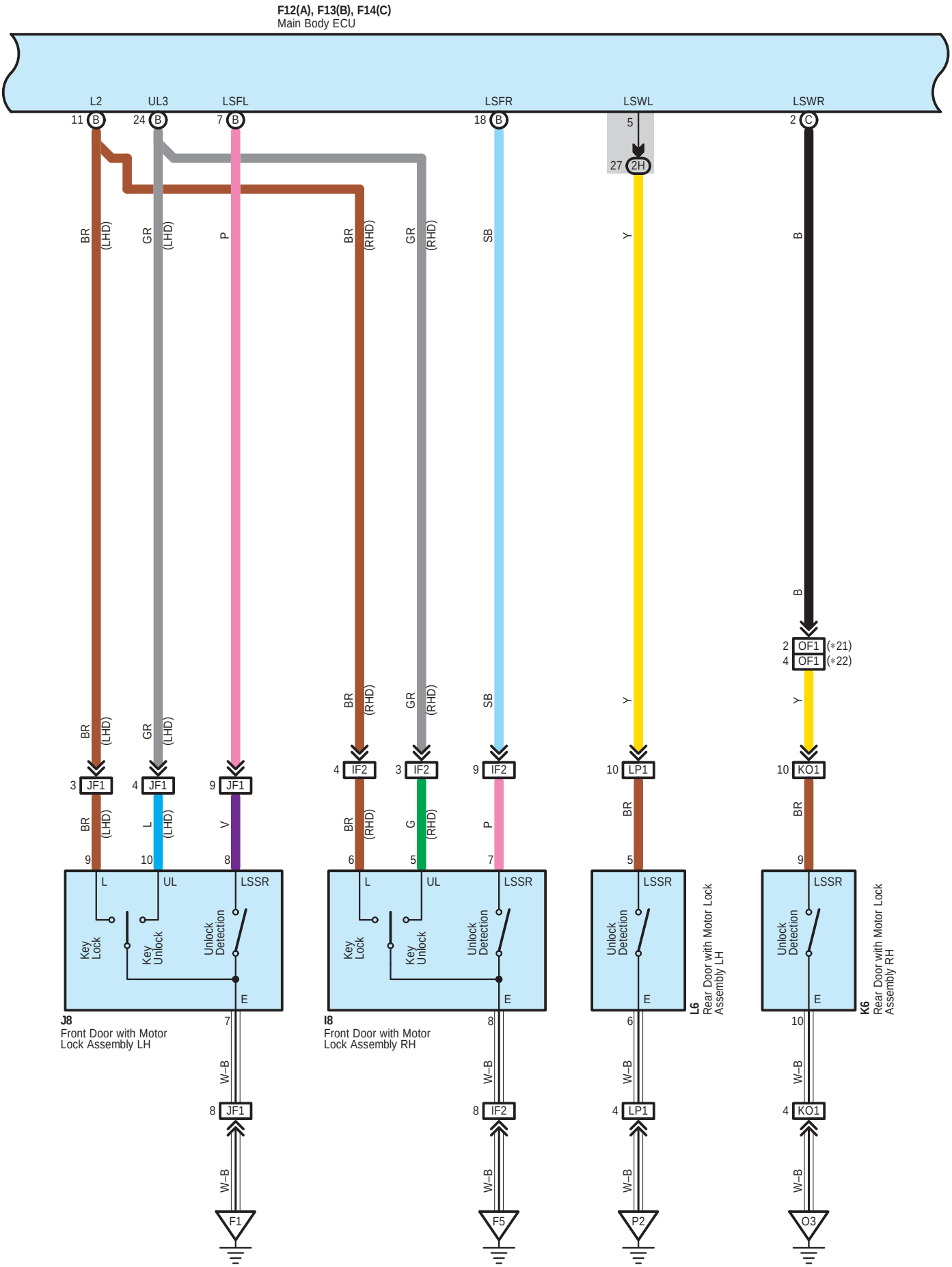
F12(A), F13(B), F14(C)
Main Body ECU
L2
UL3
LSFL
LSFR
LSWL
LSWR
11 B
24 B
7 B
18 B
5
27 2H
2 C
BR (LHD)
GR (LHD)
P
BR (RHD)
GR (RHD)
SB
Y
B
2 OF1 (*21)
4 OF1 (*22)
3 JF1
4 JF1
9 JF1
4 IF2
3 IF2
9 IF2
10 LP1
10 KO1
L (LHD)
V
G (RHD)
9
10
8
6
5
7
L
UL
LSSR
Key Lock
Key Unlock
Unlock Detection
E
J8
Front Door with Motor Lock Assembly LH
I8
Front Door with Motor Lock Assembly RH
L6
Rear Door with Motor Lock Assembly LH
K6
Rear Door with Motor Lock Assembly RH
W–B
8 JF1
8 IF2
4 LP1
4 KO1
F1
F5
P2
O3

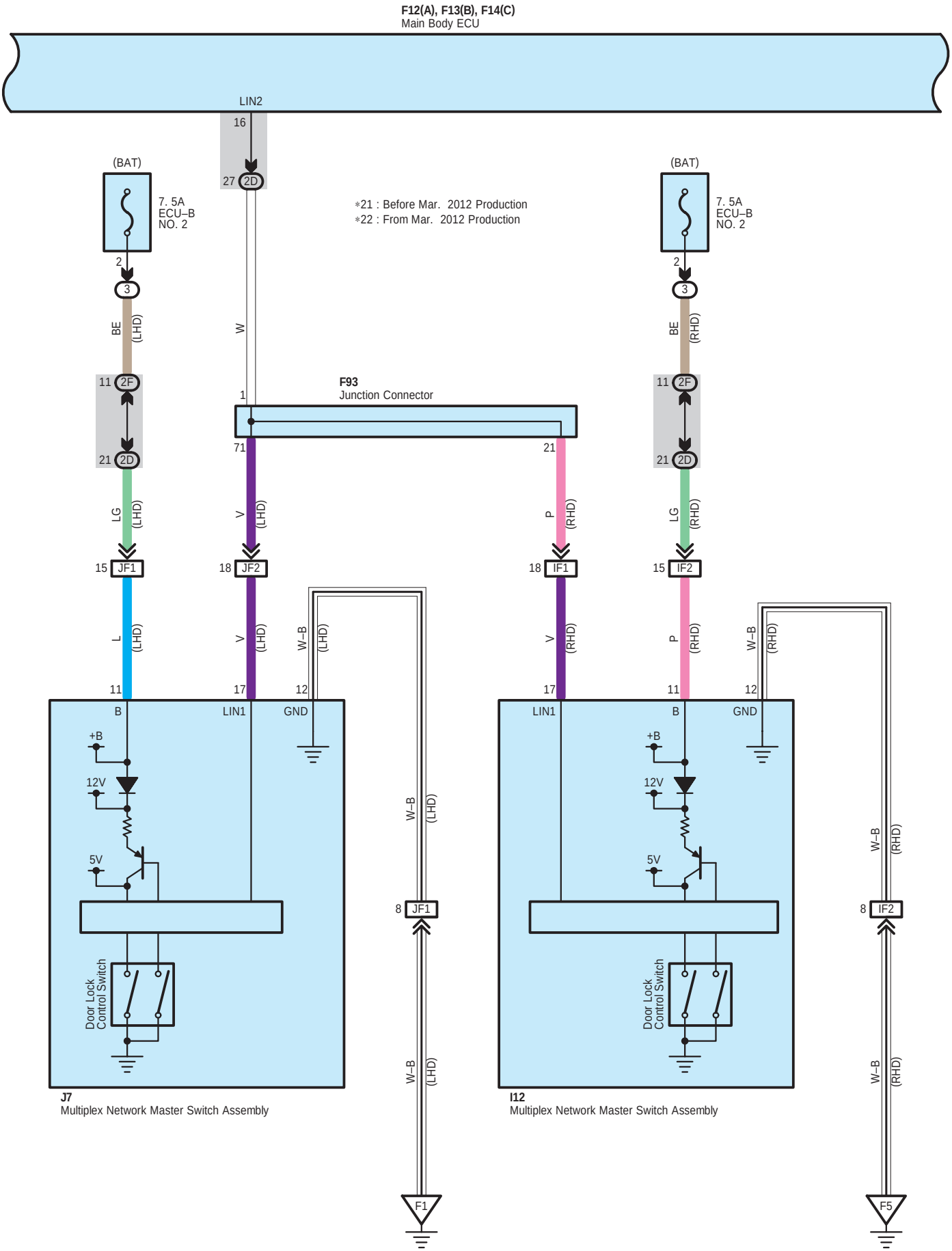
F12(A), F13(B), F14(C)
Main Body ECU
LIN2
16
27 2D
(BAT)
7. 5A
ECU–B
NO. 2
2
3
BE (LHD)
11 2F
21 2D
LG (LHD)
15 JF1
L (LHD)
11
B
+B
12V
5V
Door Lock
Control Switch
J7
Multiplex Network Master Switch Assembly
∗21 : Before Mar. 2012 Production
∗22 : From Mar. 2012 Production
W
1
F93
Junction Connector
71
V (LHD)
18 JF2
V (LHD)
17
LIN1
W–B (LHD)
12
GND
W–B (LHD)
8 JF1
W–B (LHD)
F1
21
P (RHD)
18 IF1
V (RHD)
17
LIN1
(BAT)
7. 5A
ECU–B
NO. 2
2
3
BE (RHD)
11 2F
21 2D
LG (RHD)
15 IF2
P (RHD)
11
B
+B
12V
5V
Door Lock
Control Switch
I12
Multiplex Network Master Switch Assembly
W–B (RHD)
12
GND
W–B (RHD)
8 IF2
W–B (RHD)
F5

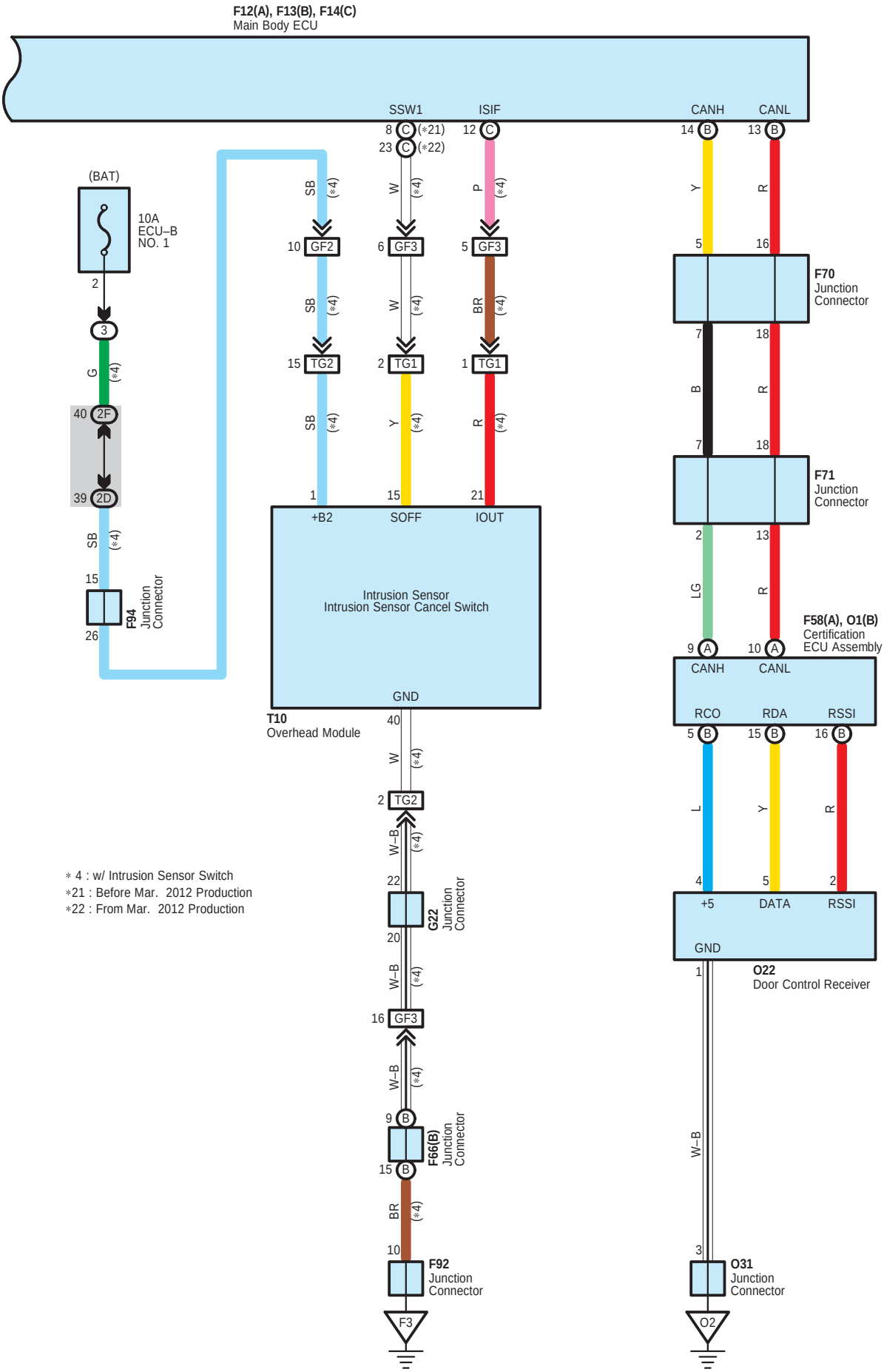


∗ 4 : w/ Intrusion Sensor Switch
∗21 : Before Mar. 2012 Production
∗22 : From Mar. 2012 Production

A 1
Black

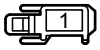


A 2
Black

A 8
Black

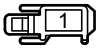


A 9
Black

A 63
White

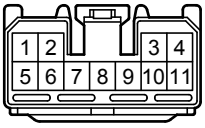


F 12
White

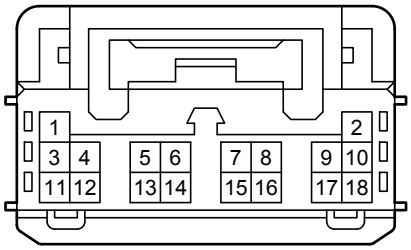


F 13
Black

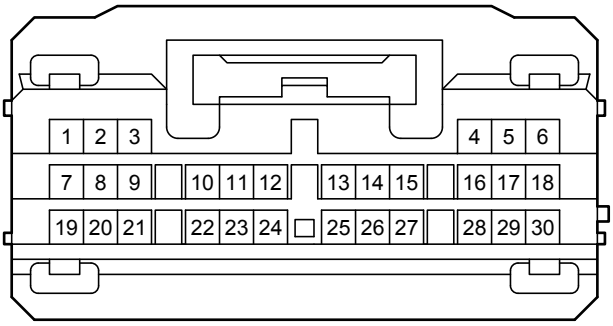


F 14
White

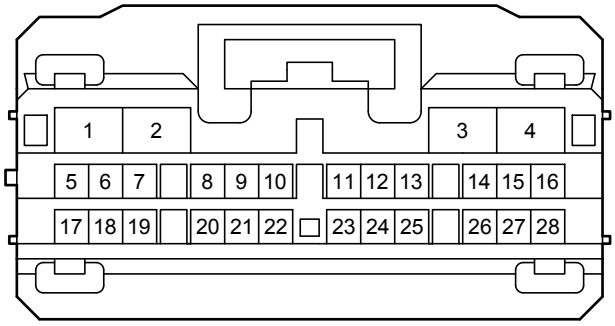


F 28
Black




F 44
Black

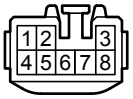


F 58
White

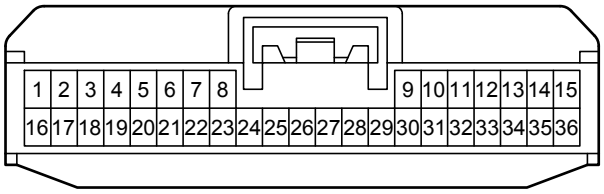


F 63
Black

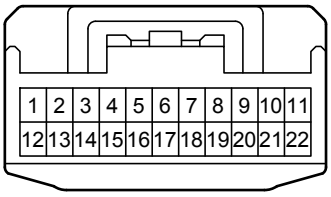


F 65
White

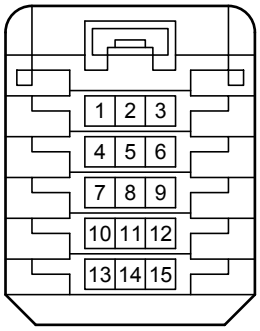


F 66
White

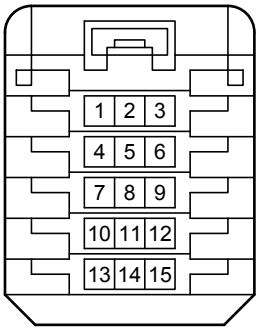


F 70
Blue

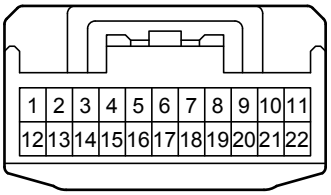

F 71
Blue

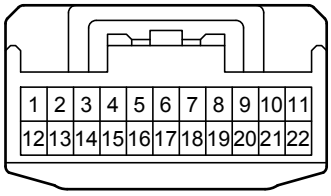


F 76
White

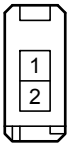


F 78
White

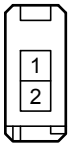


F 92
White

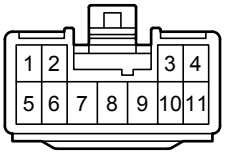


F 93
White

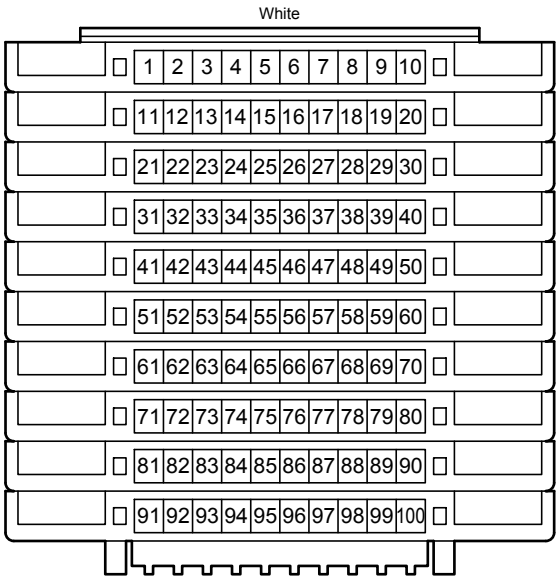


F 94
White

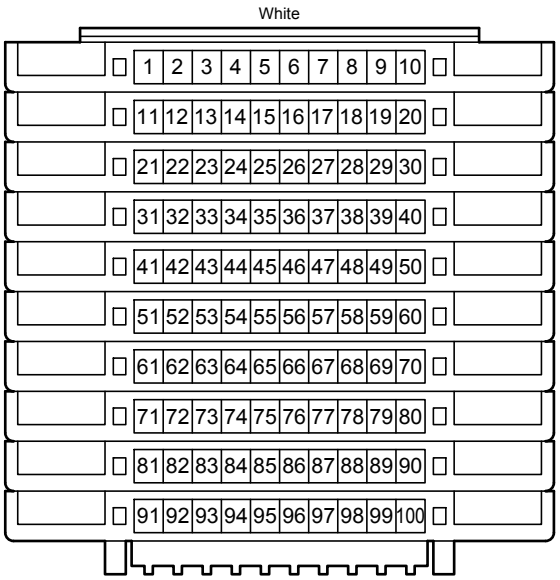


G 8
White




G 22
White

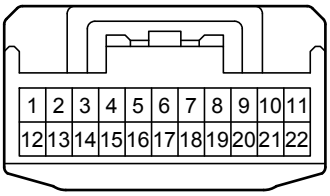


G 36
White

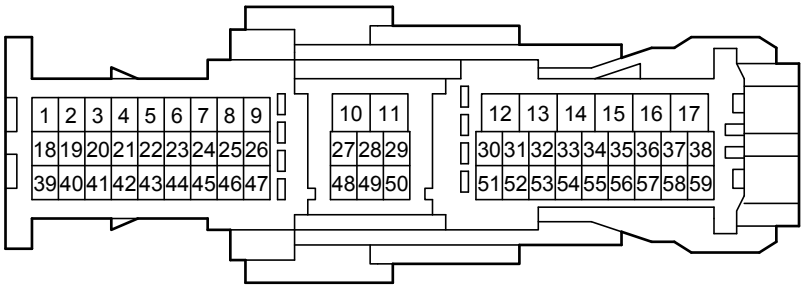


G 37
White

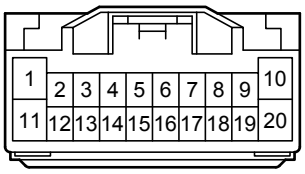


G 38
White

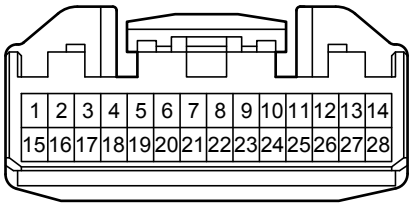


I 7
White




I 8
White

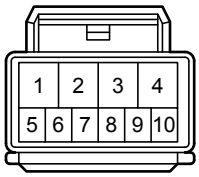

I 12
White

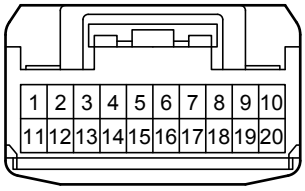


J 7
White

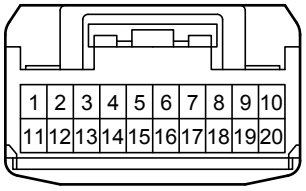


J 8
White

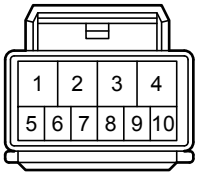


J 12
White




K 6
White

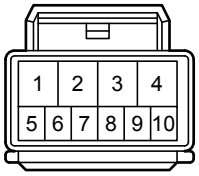


L 6
White

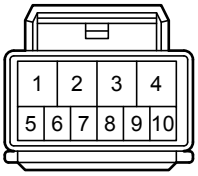


O 1
White

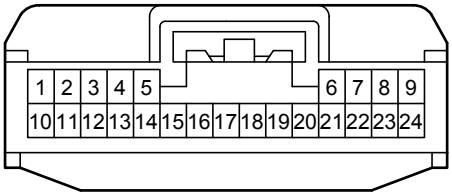


O 4
White

O 14
White

O 22
Blue

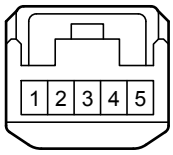


O 30
Black

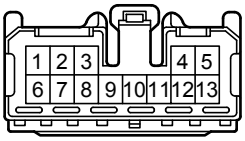


O 31
White

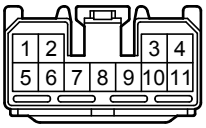


O 38
Black

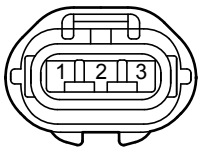


O 41
Black

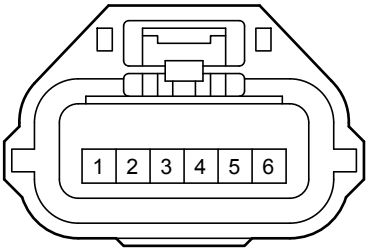


P 3
White

P 13
White

P 33
White

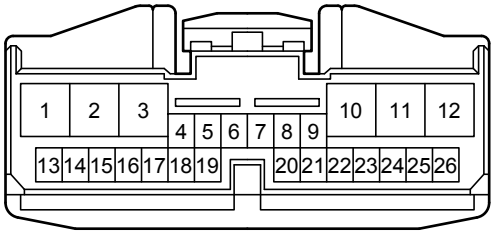


P 40
Blue

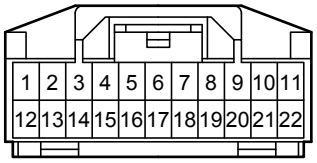


P 50
Blue

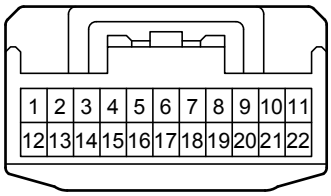


T 10
White

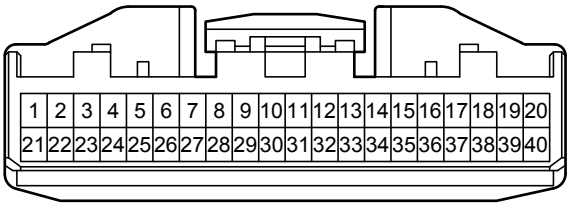


Y 9
Gray

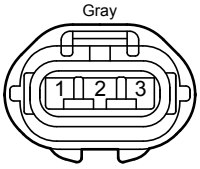

Y 10
White

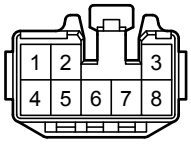


Y 23
White

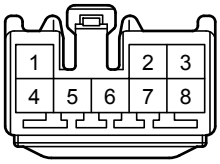


2D
White

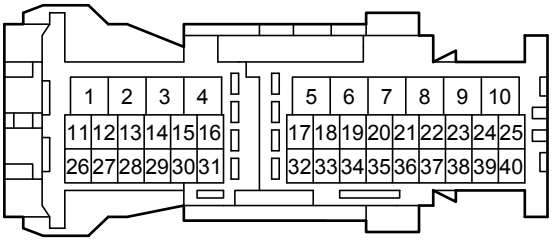


2F
White

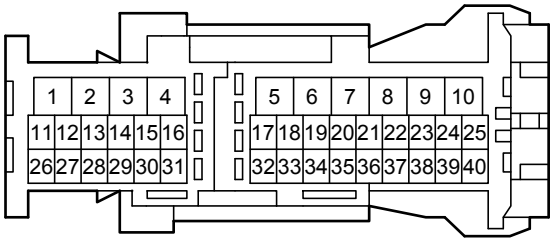


2H
White

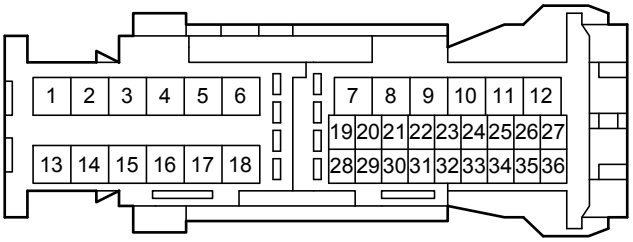


3C
White

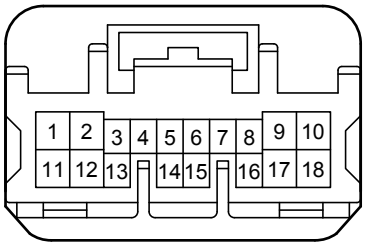


GF1
Gray

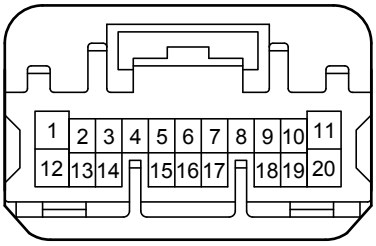


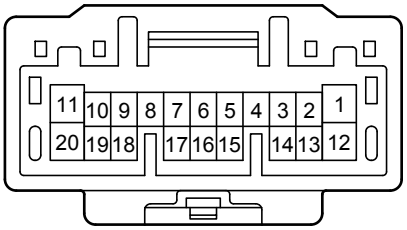


GF2
Blue

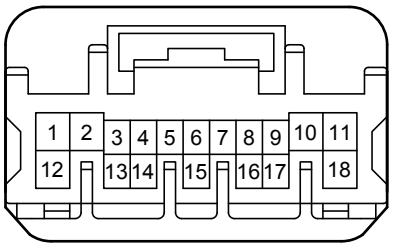


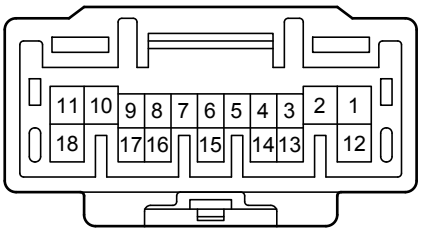


GF3
Black

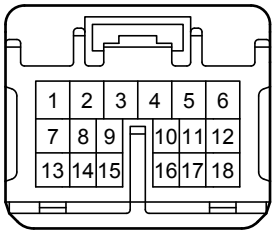


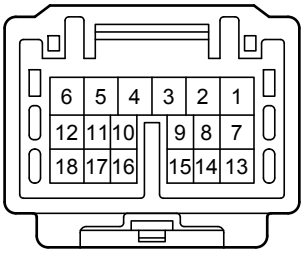

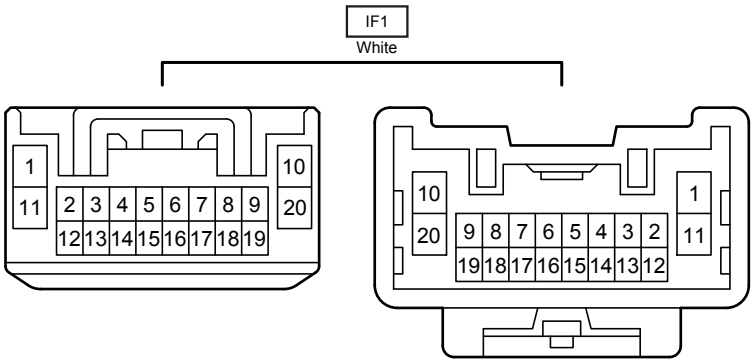
IF1
White
1 2 3 4 5 6 7 8 9 10
11 12 13 14 15 16 17 18 19 20
10 9 8 7 6 5 4 3 2 1
20 19 18 17 16 15 14 13 12 11

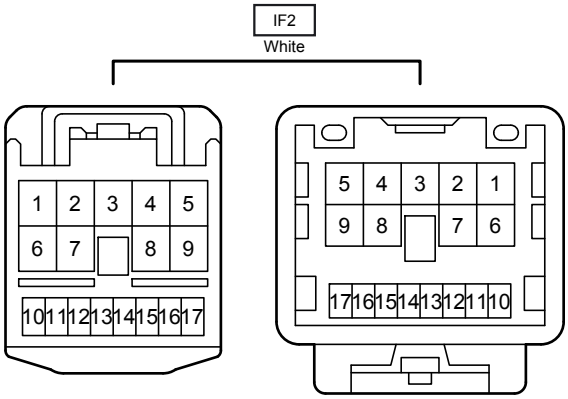
IF2
White
1 2 3 4 5
6 7 8 9
10 11 12 13 14 15 16 17
5 4 3 2 1
9 8 7 6
17 16 15 14 13 12 11 10

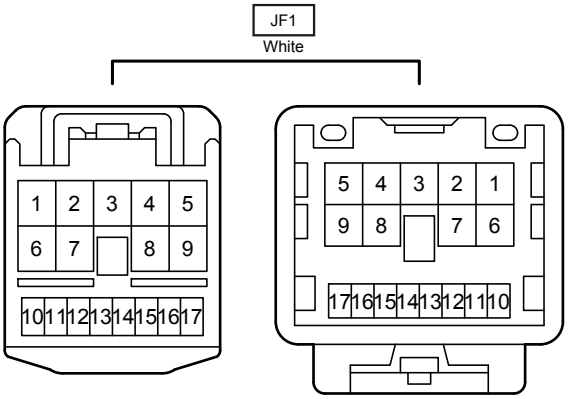
JF1
White
1 2 3 4 5
6 7 8 9
10 11 12 13 14 15 16 17
5 4 3 2 1
9 8 7 6
17 16 15 14 13 12 11 10

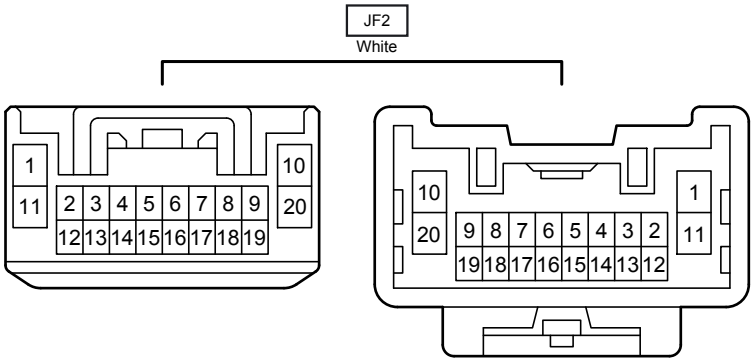
JF2
White
1 2 3 4 5 6 7 8 9 10
11 12 13 14 15 16 17 18 19 20
10 9 8 7 6 5 4 3 2 1
20 19 18 17 16 15 14 13 12 11

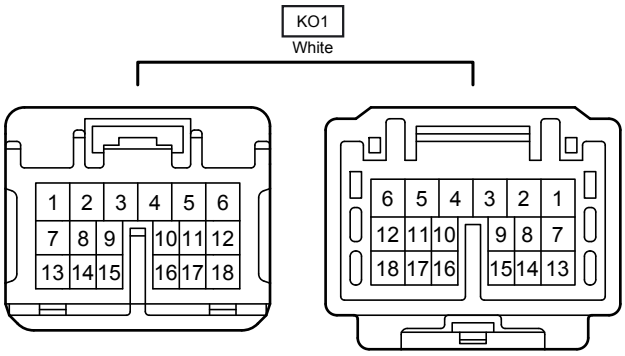
KO1
White
1 2 3 4 5 6
7 8 9 10 11 12
13 14 15 16 17 18
6 5 4 3 2 1
12 11 10 9 8 7
18 17 16 15 14 13

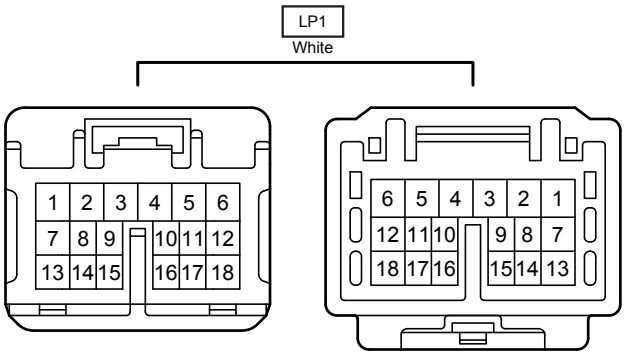
LP1
White
1 2 3 4 5 6
7 8 9 10 11 12
13 14 15 16 17 18
6 5 4 3 2 1
12 11 10 9 8 7
18 17 16 15 14 13

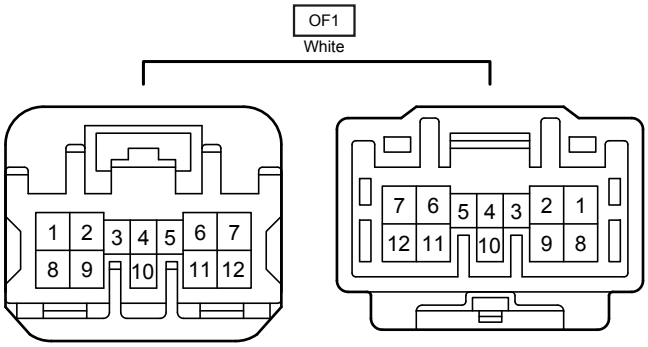
OF1
White
1 2 3 4 5 6 7
8 9 10 11 12
7 6 5 4 3 2 1
12 11 10 9 8

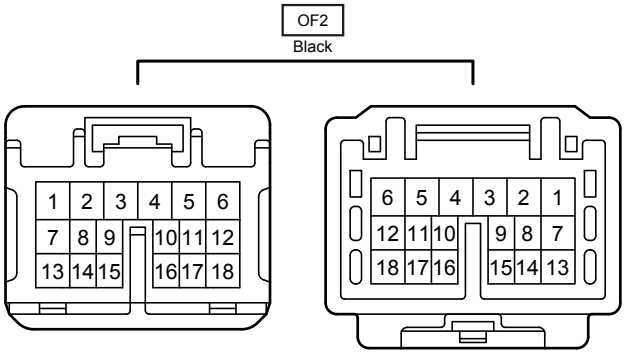
OF2
Black
1 2 3 4 5 6
7 8 9 10 11 12
13 14 15 16 17 18
6 5 4 3 2 1
12 11 10 9 8 7
18 17 16 15 14 13

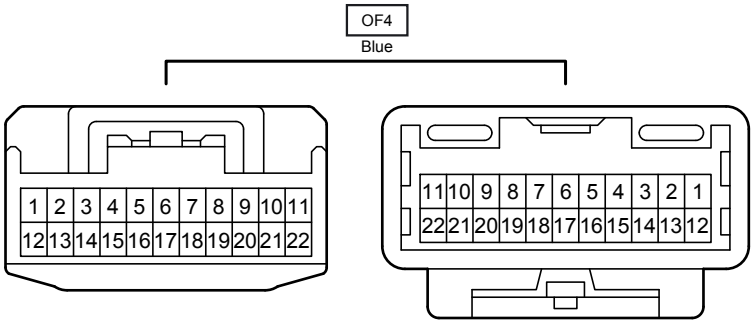
OF4
Blue
1 2 3 4 5 6 7 8 9 10 11
12 13 14 15 16 17 18 19 20 21 22
11 10 9 8 7 6 5 4 3 2 1
22 21 20 19 18 17 16 15 14 13 12

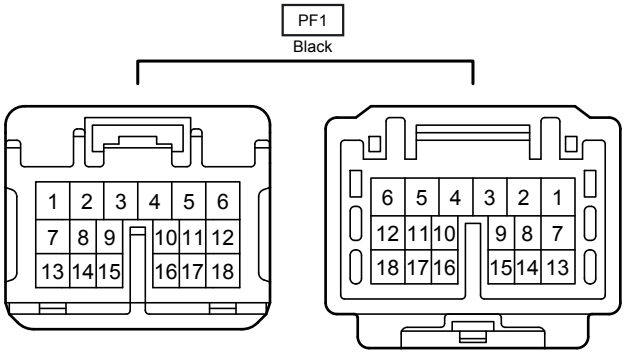
PF1
Black
1 2 3 4 5 6
7 8 9 10 11 12
13 14 15 16 17 18
6 5 4 3 2 1
12 11 10 9 8 7
18 17 16 15 14 13

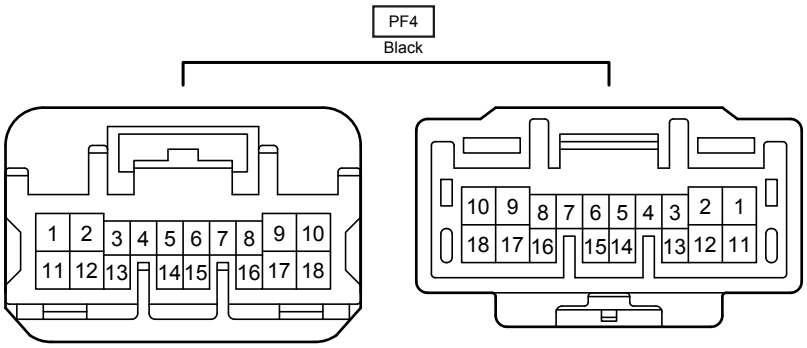
PF4
Black
1 2 3 4 5 6 7 8 9 10
11 12 13 14 15 16 17 18
10 9 8 7 6 5 4 3 2 1
18 17 16 15 14 13 12 11

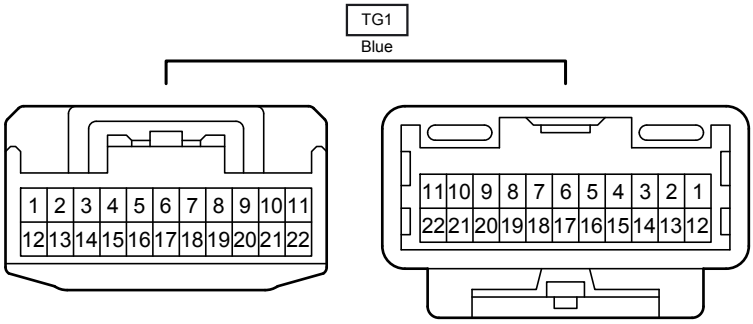
TG1
Blue
1 2 3 4 5 6 7 8 9 10 11
12 13 14 15 16 17 18 19 20 21 22
11 10 9 8 7 6 5 4 3 2 1
22 21 20 19 18 17 16 15 14 13 12

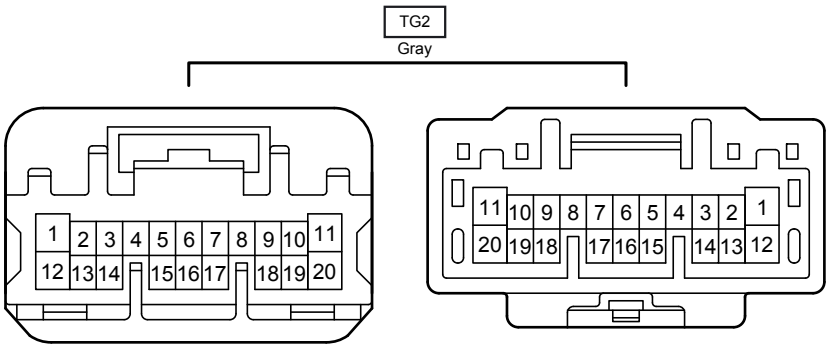
TG2
Gray
1 2 3 4 5 6 7 8 9 10 11
12 13 14 15 16 17 18 19 20
11 10 9 8 7 6 5 4 3 2 1
20 19 18 17 16 15 14 13 12

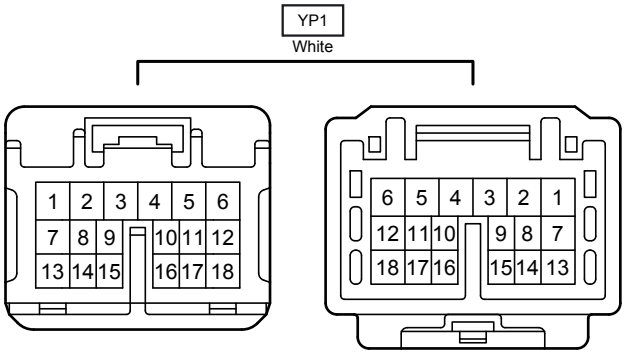
YP1
White
1 2 3 4 5 6
7 8 9 10 11 12
13 14 15 16 17 18
6 5 4 3 2 1
12 11 10 9 8 7
18 17 16 15 14 13

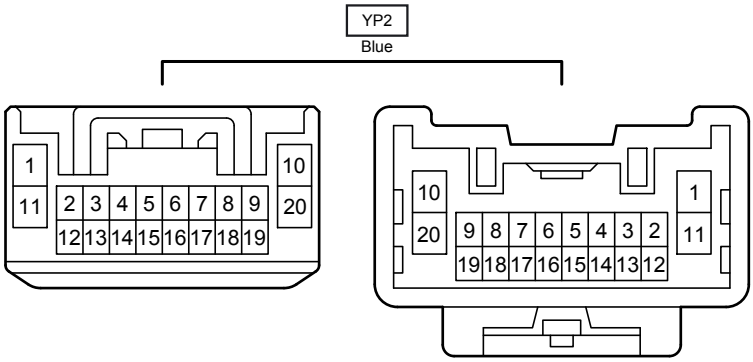
YP2
Blue
1 10
11 2 3 4 5 6 7 8 9 20
12 13 14 15 16 17 18 19
10 1
20 9 8 7 6 5 4 3 2 11
19 18 17 16 15 14 13 12

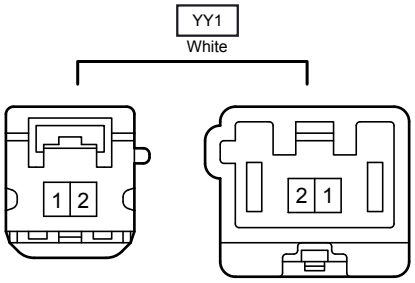
YY1
White
1 2
2 1