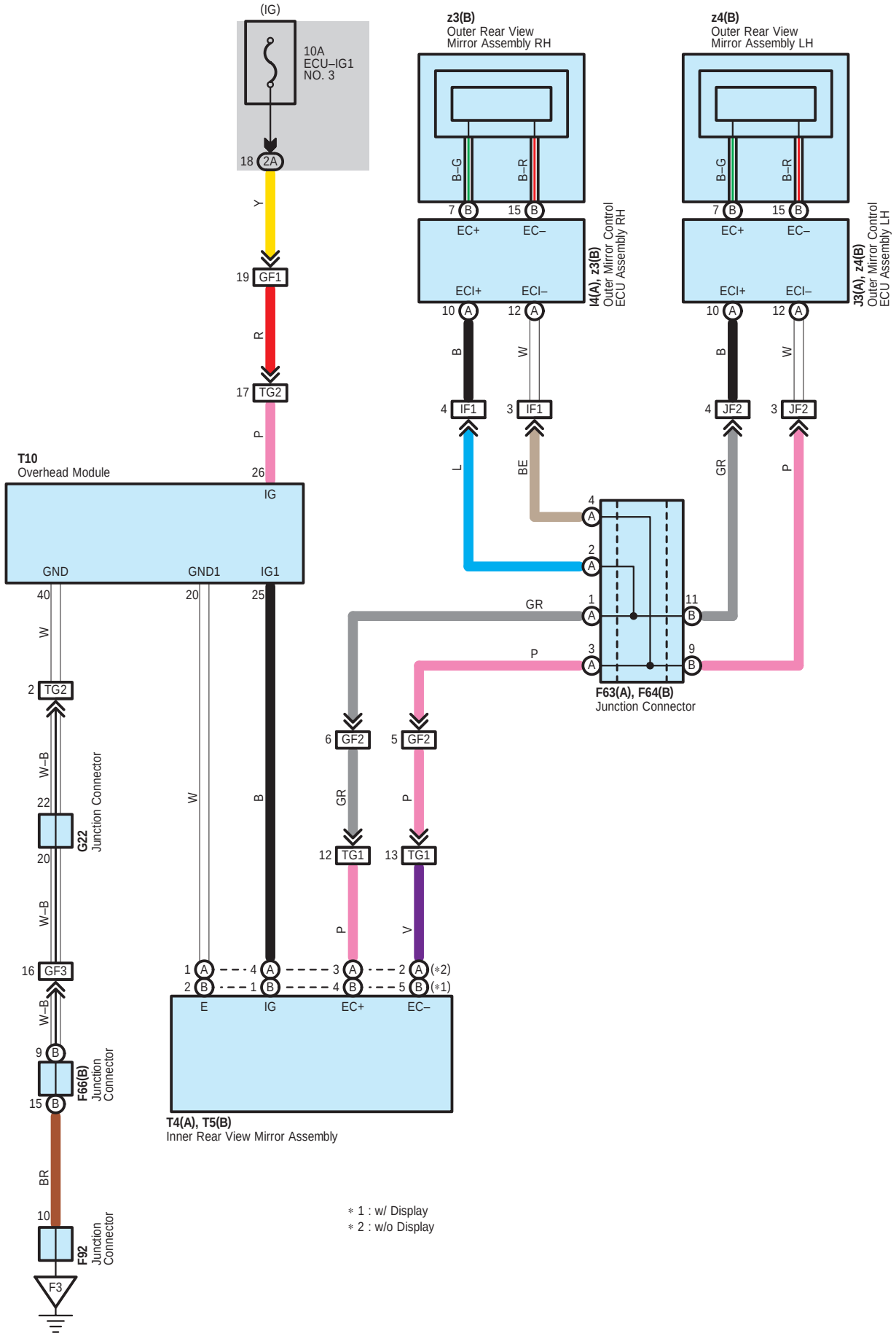
(IG)
10A
ECU–IG1
NO. 3
18 2A
Y
19 GF1
R
17 TG2
P
26
IG
T10
Overhead Module
GND
GND1
IG1
40
20
25
W
2 TG2
W–B
22
G22
Junction Connector
20
W–B
16 GF3
W–B
9 B
F66(B)
Junction
Connector
15 B
BR
10
F92
Junction
Connector
F3
W
B
1 A
2 B
4 A
1 B
3 A
4 B
2 A (*2)
5 B (*1)
E
IG
EC+
EC–
T4(A), T5(B)
Inner Rear View Mirror Assembly
z3(B)
Outer Rear View
Mirror Assembly RH
B–G
B–R
7 B
15 B
EC+
EC–
ECI+
ECI–
10 A
12 A
I4(A), z3(B)
Outer Mirror Control
ECU Assembly RH
B
W
4 IF1
3 IF1
L
BE
z4(B)
Outer Rear View
Mirror Assembly LH
B–G
B–R
7 B
15 B
EC+
EC–
ECI+
ECI–
10 A
12 A
J3(A), z4(B)
Outer Mirror Control
ECU Assembly LH
B
W
4 JF2
3 JF2
GR
P
4 A
2 A
GR
1 A
11 B
P
3 A
9 B
F63(A), F64(B)
Junction Connector
6 GF2
5 GF2
GR
P
12 TG1
13 TG1
P
V
* 1 : w/ Display
* 2 : w/o Display

F 63
Black

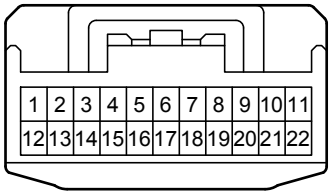

F 64
Black

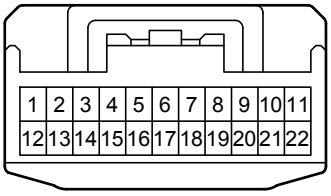

F 66
White

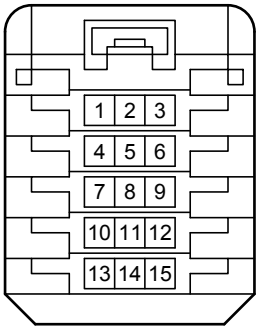

F 92
White

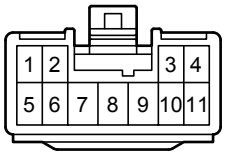

G 22
White

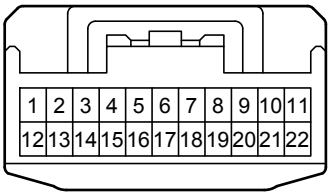

I 4
White

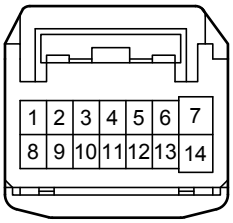

J 3
White

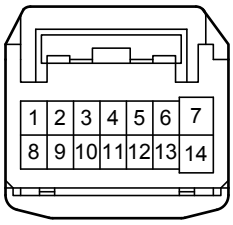

T 4
White

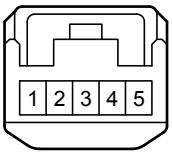

T 5
White

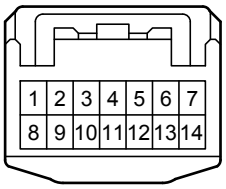

T 10
White

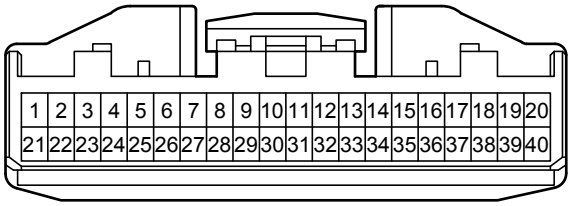

z 3
White

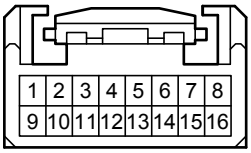

z 4
White

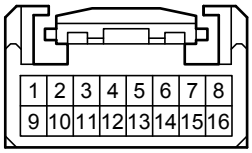

2A
White

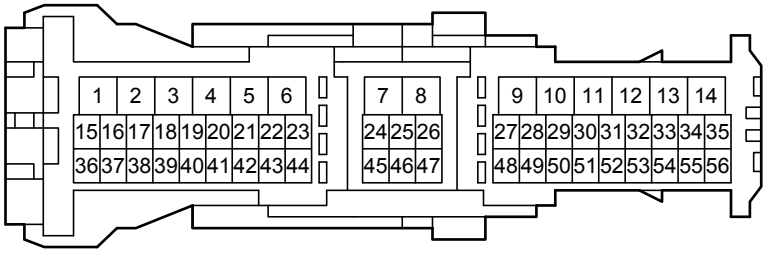

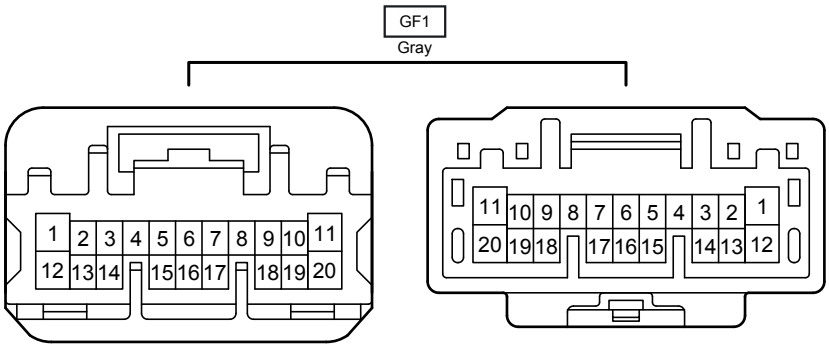
GF1
Gray
1 2 3 4 5 6 7 8 9 10 11
12 13 14 15 16 17 18 19 20
11 10 9 8 7 6 5 4 3 2 1
20 19 18 17 16 15 14 13 12

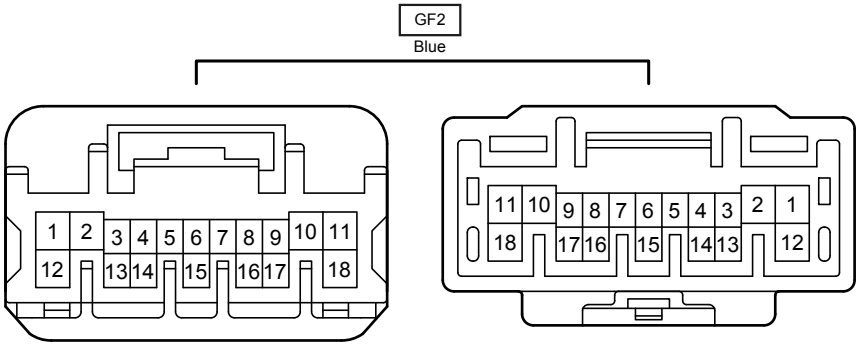
GF2
Blue
1 2 3 4 5 6 7 8 9 10 11
12 13 14 15 16 17 18
11 10 9 8 7 6 5 4 3 2 1
18 17 16 15 14 13 12

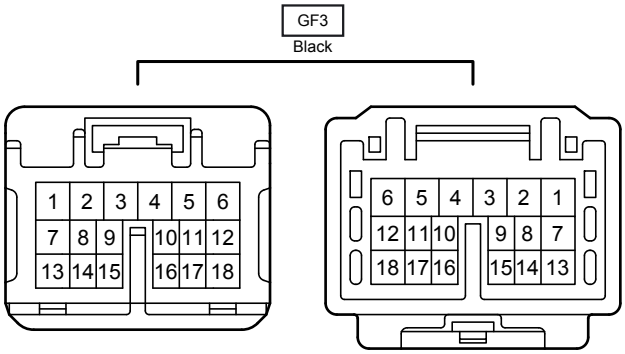
GF3
Black
1 2 3 4 5 6
7 8 9 10 11 12
13 14 15 16 17 18
6 5 4 3 2 1
12 11 10 9 8 7
18 17 16 15 14 13

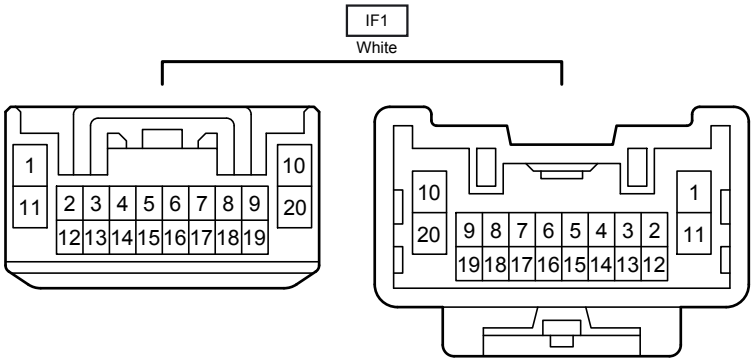
IF1
White
1 10
11 2 3 4 5 6 7 8 9 20
12 13 14 15 16 17 18 19
10 1
20 9 8 7 6 5 4 3 2 11
19 18 17 16 15 14 13 12

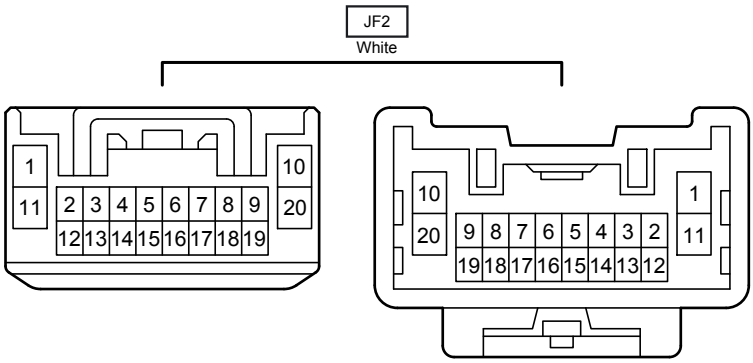
JF2
White
1 2 3 4 5 6 7 8 9 10
11 12 13 14 15 16 17 18 19 20
10 9 8 7 6 5 4 3 2 1
20 19 18 17 16 15 14 13 12 11

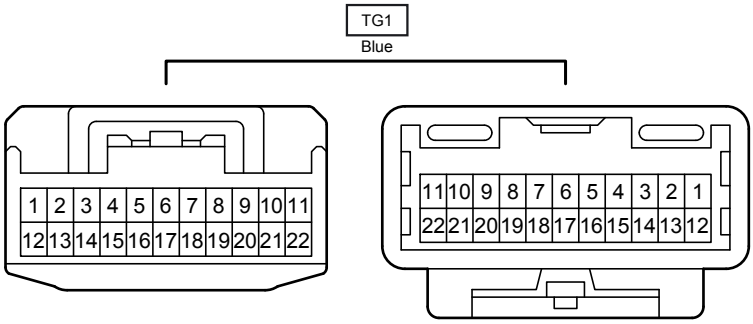
TG1
Blue
1 2 3 4 5 6 7 8 9 10 11
12 13 14 15 16 17 18 19 20 21 22
11 10 9 8 7 6 5 4 3 2 1
22 21 20 19 18 17 16 15 14 13 12

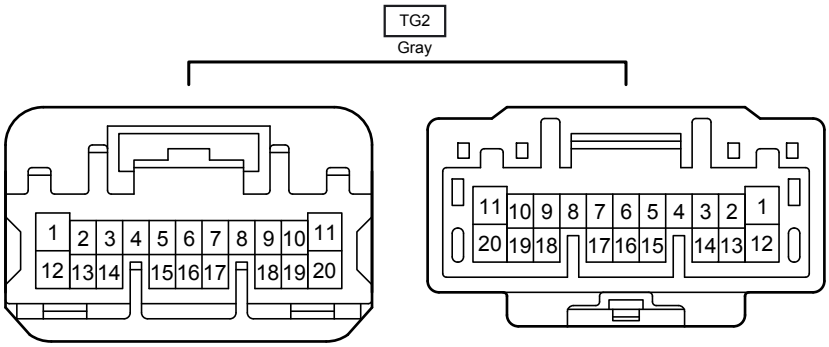
TG2
Gray
1 2 3 4 5 6 7 8 9 10 11
12 13 14 15 16 17 18 19 20
11 10 9 8 7 6 5 4 3 2 1
20 19 18 17 16 15 14 13 12