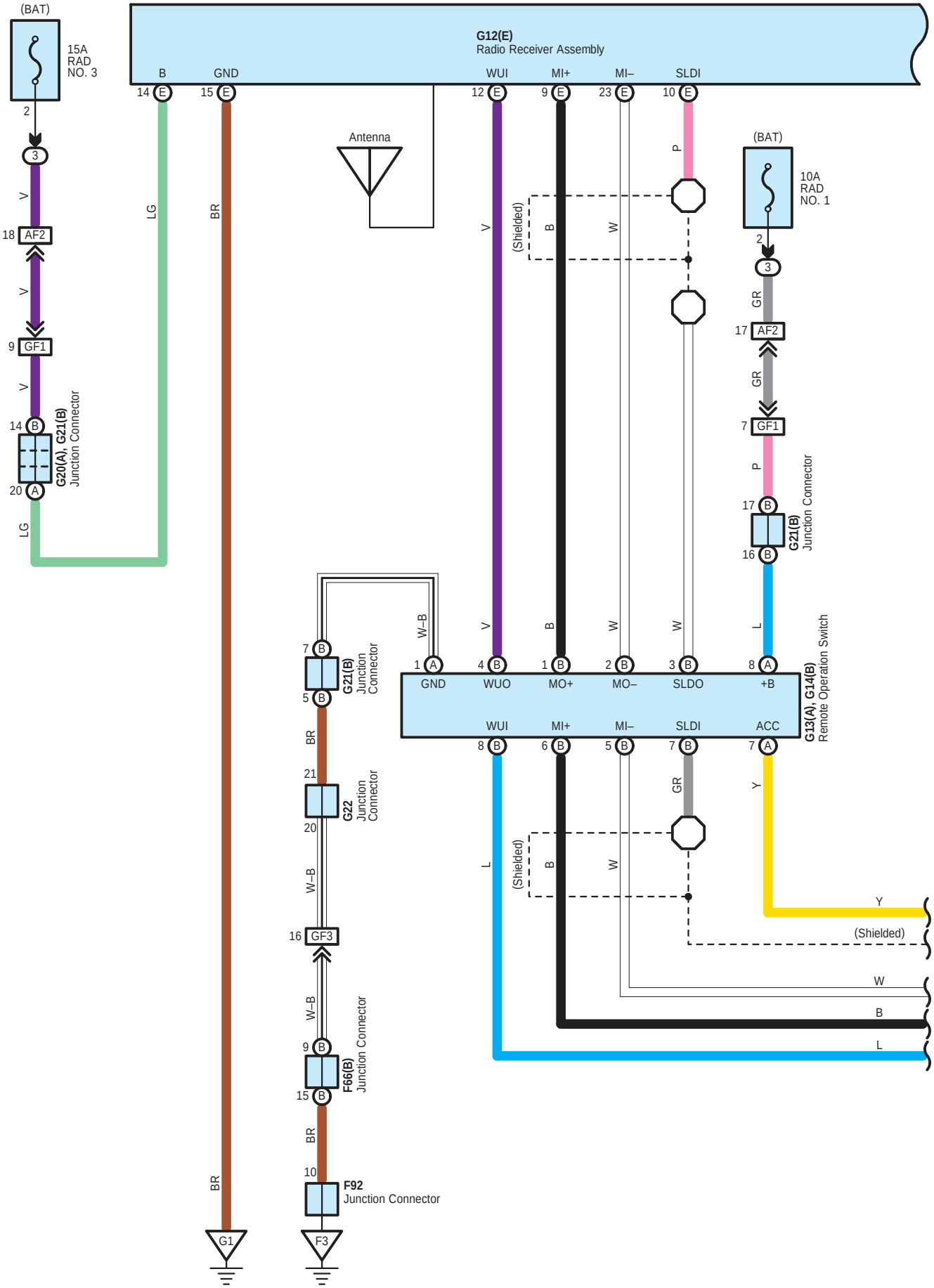
(BAT)
15A
RAD
NO. 3
G12(E)
Radio Receiver Assembly
B
GND
WUI
MI+
MI–
SLDI
Antenna
(BAT)
10A
RAD
NO. 1
AF2
GF1
G20(A), G21(B)
Junction Connector
G21(B)
Junction Connector
G13(A), G14(B)
Remote Operation Switch
GND
WUO
MO+
MO–
SLDO
+B
ACC
(Shielded)
G22
Junction Connector
GF3
F66(B)
Junction Connector
F92
Junction Connector
G1
F3

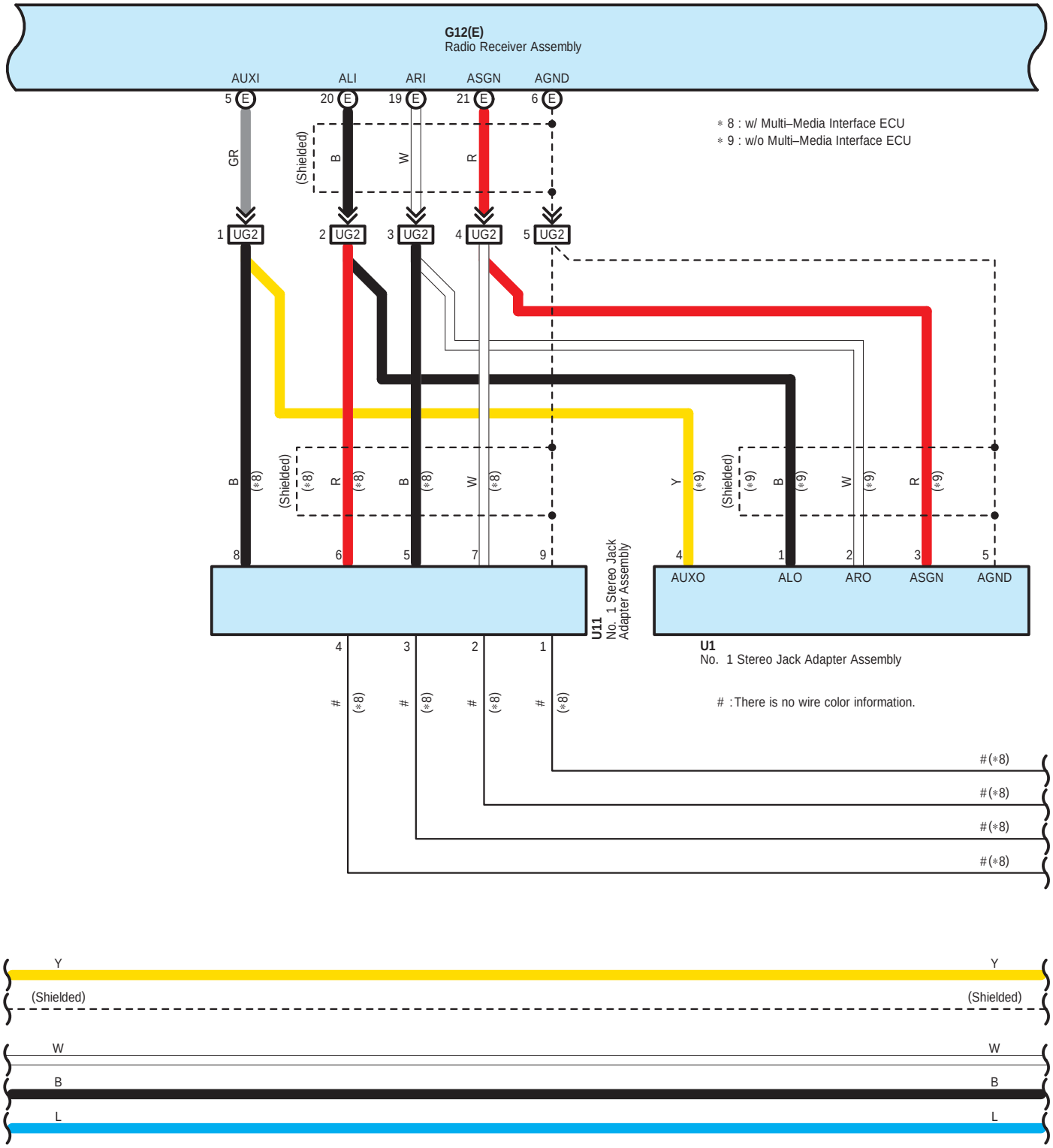
G12(E)
Radio Receiver Assembly
AUXI
ALI
ARI
ASGN
AGND
5 E
20 E
19 E
21 E
6 E
GR
(Shielded)
B
W
R
1 UG2
2 UG2
3 UG2
4 UG2
5 UG2
∗ 8 : w/ Multi–Media Interface ECU
∗ 9 : w/o Multi–Media Interface ECU
B (∗8)
(Shielded) (∗8)
R (∗8)
B (∗8)
W (∗8)
Y (∗9)
(Shielded) (∗9)
B (∗9)
W (∗9)
R (∗9)
8
6
5
7
9
4
1
2
3
5
U11
No. 1 Stereo Jack
Adapter Assembly
AUXO
ALO
ARO
ASGN
AGND
U1
No. 1 Stereo Jack Adapter Assembly
4
3
2
1
# (∗8)
# :There is no wire color information.
#(∗8)
#(∗8)
#(∗8)
#(∗8)
Y
(Shielded)
Y
(Shielded)
W
B
L
W
B
L

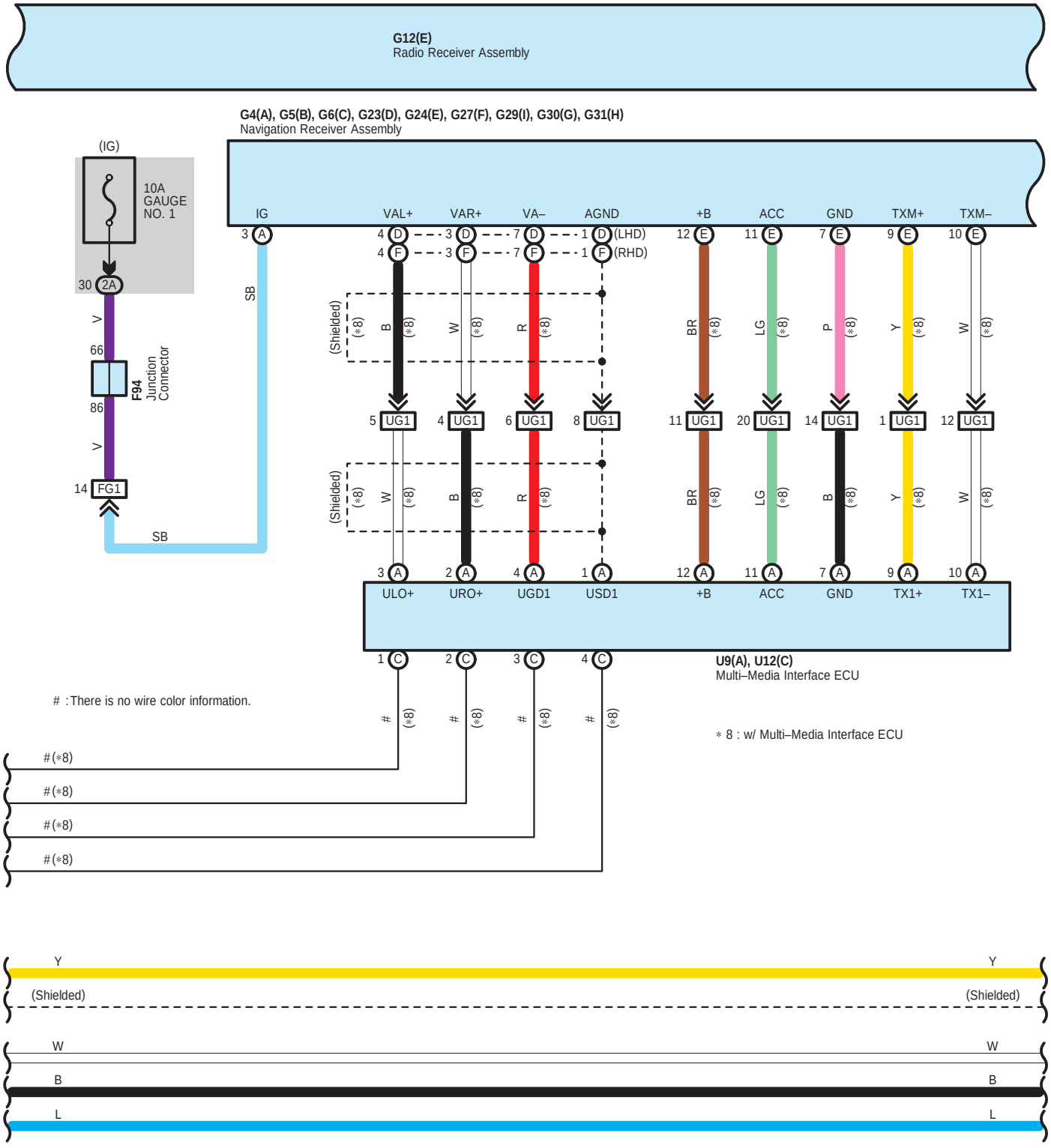
G12(E)
Radio Receiver Assembly
G4(A), G5(B), G6(C), G23(D), G24(E), G27(F), G29(I), G30(G), G31(H)
Navigation Receiver Assembly
(IG)
10A
GAUGE
NO. 1
30 2A
66
86
F94
Junction
Connector
14 FG1
SB
IG
VAL+
VAR+
VA–
AGND
+B
ACC
GND
TXM+
TXM–
(LHD)
(RHD)
(Shielded)
UG1
ULO+
URO+
UGD1
USD1
TX1+
TX1–
U9(A), U12(C)
Multi–Media Interface ECU
# :There is no wire color information.
∗ 8 : w/ Multi–Media Interface ECU
#(∗8)


Y
(Shielded)
W
B
L

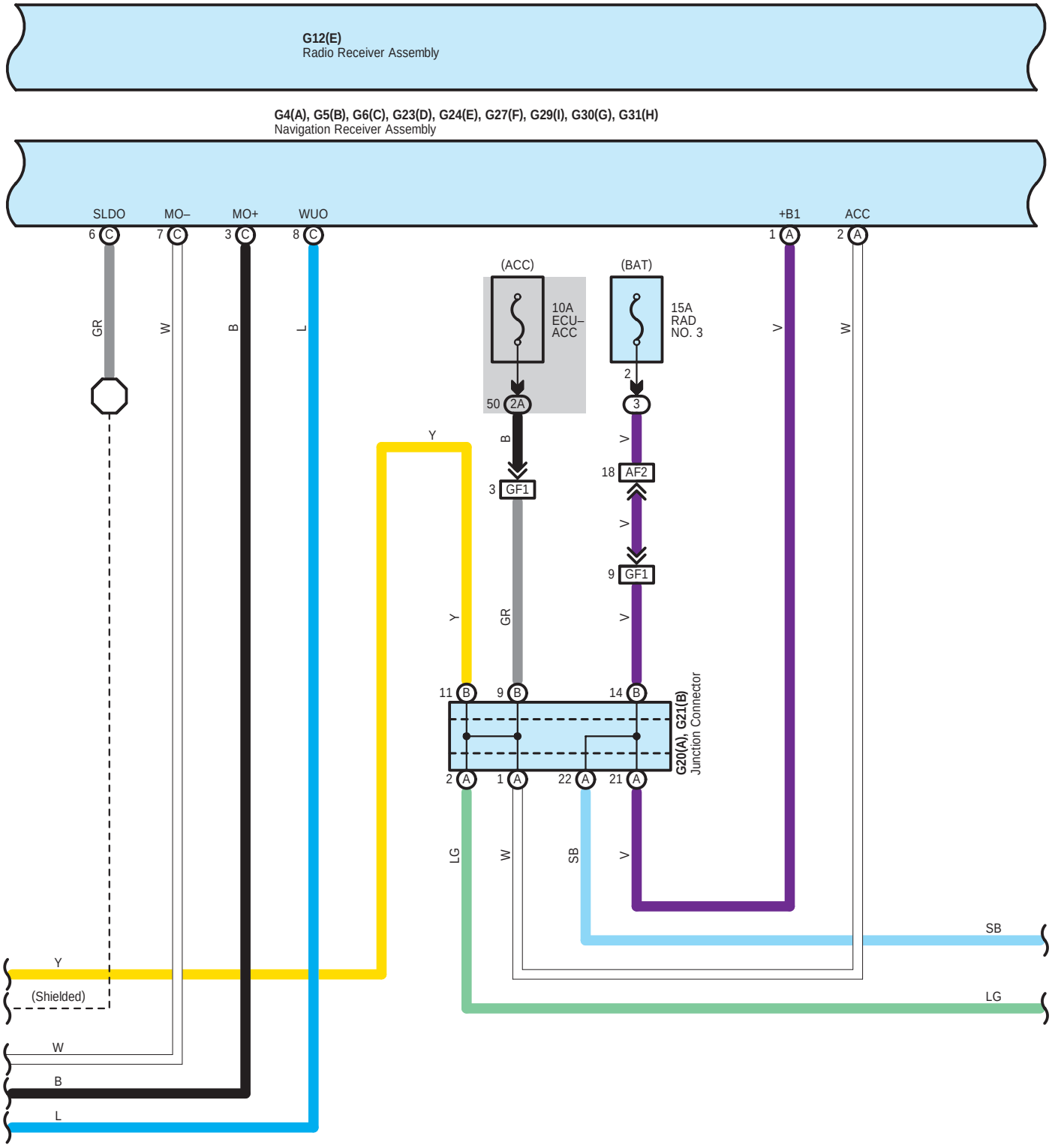
G12(E)
Radio Receiver Assembly
G4(A), G5(B), G6(C), G23(D), G24(E), G27(F), G29(I), G30(G), G31(H)
Navigation Receiver Assembly
SLDO
MO–
MO+
WUO
+B1
ACC
(ACC)
(BAT)
10A
ECU–
ACC
15A
RAD
NO. 3
GF1
AF2
G20(A), G21(B)
Junction Connector
(Shielded)

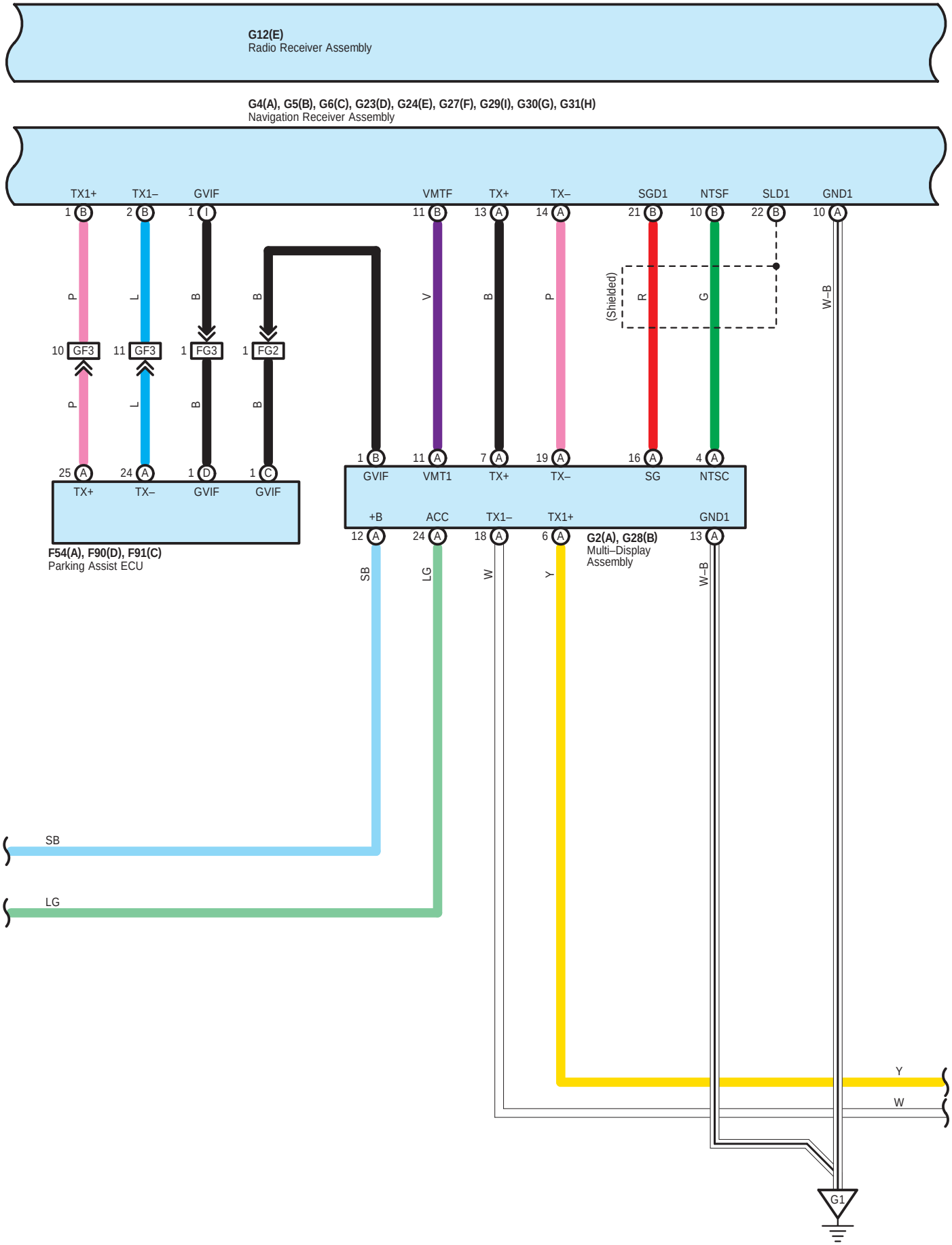
G12(E)
Radio Receiver Assembly
G4(A), G5(B), G6(C), G23(D), G24(E), G27(F), G29(I), G30(G), G31(H)
Navigation Receiver Assembly
TX1+
TX1–
GVIF
VMTF
TX+
TX–
SGD1
NTSF
SLD1
GND1
(Shielded)
GF3
FG3
FG2
F54(A), F90(D), F91(C)
Parking Assist ECU
VMT1
SG
NTSC
+B
ACC
G2(A), G28(B)
Multi–Display
Assembly
SB
LG
W
Y
W–B
G1

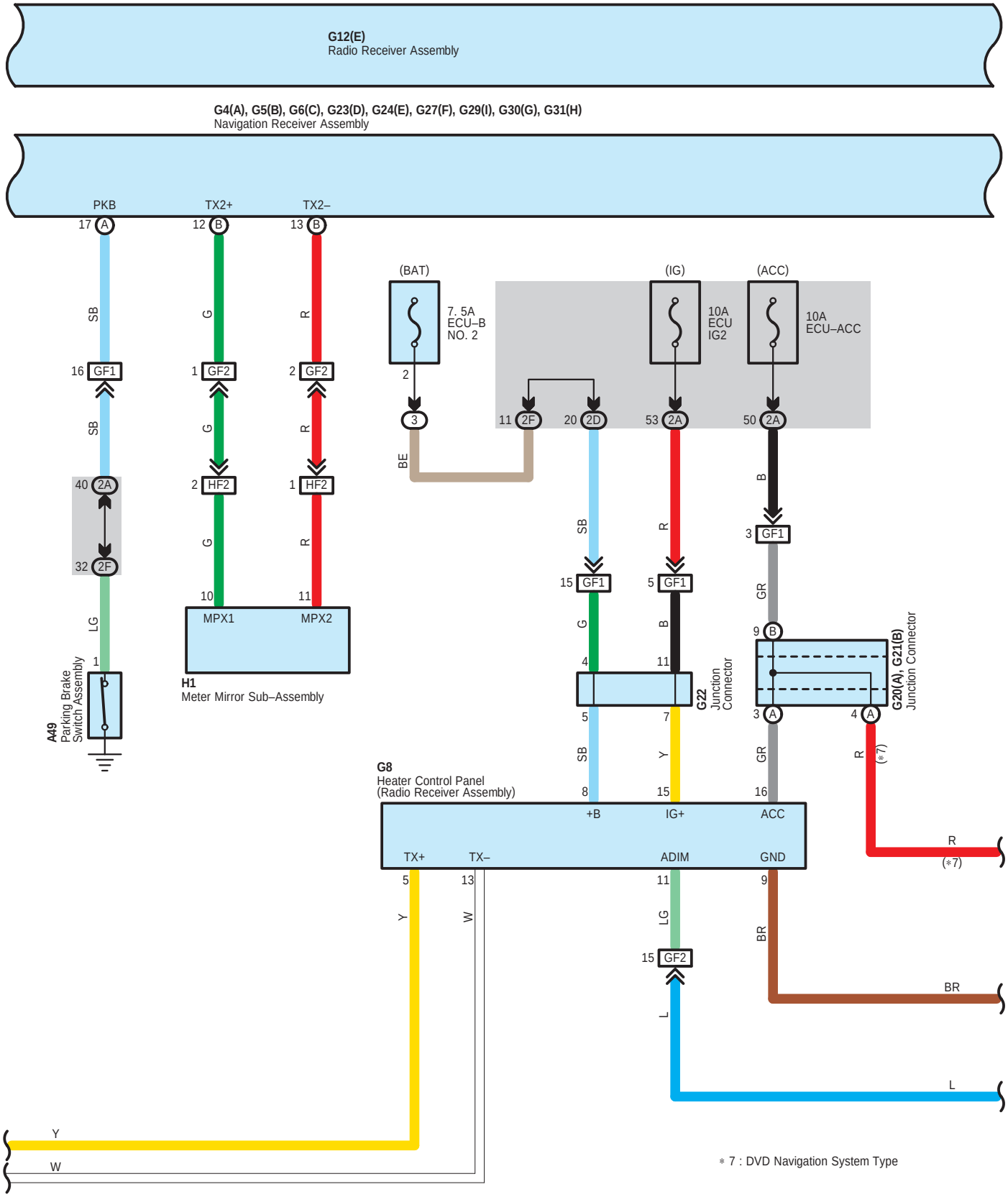


* 7 : DVD Navigation System Type

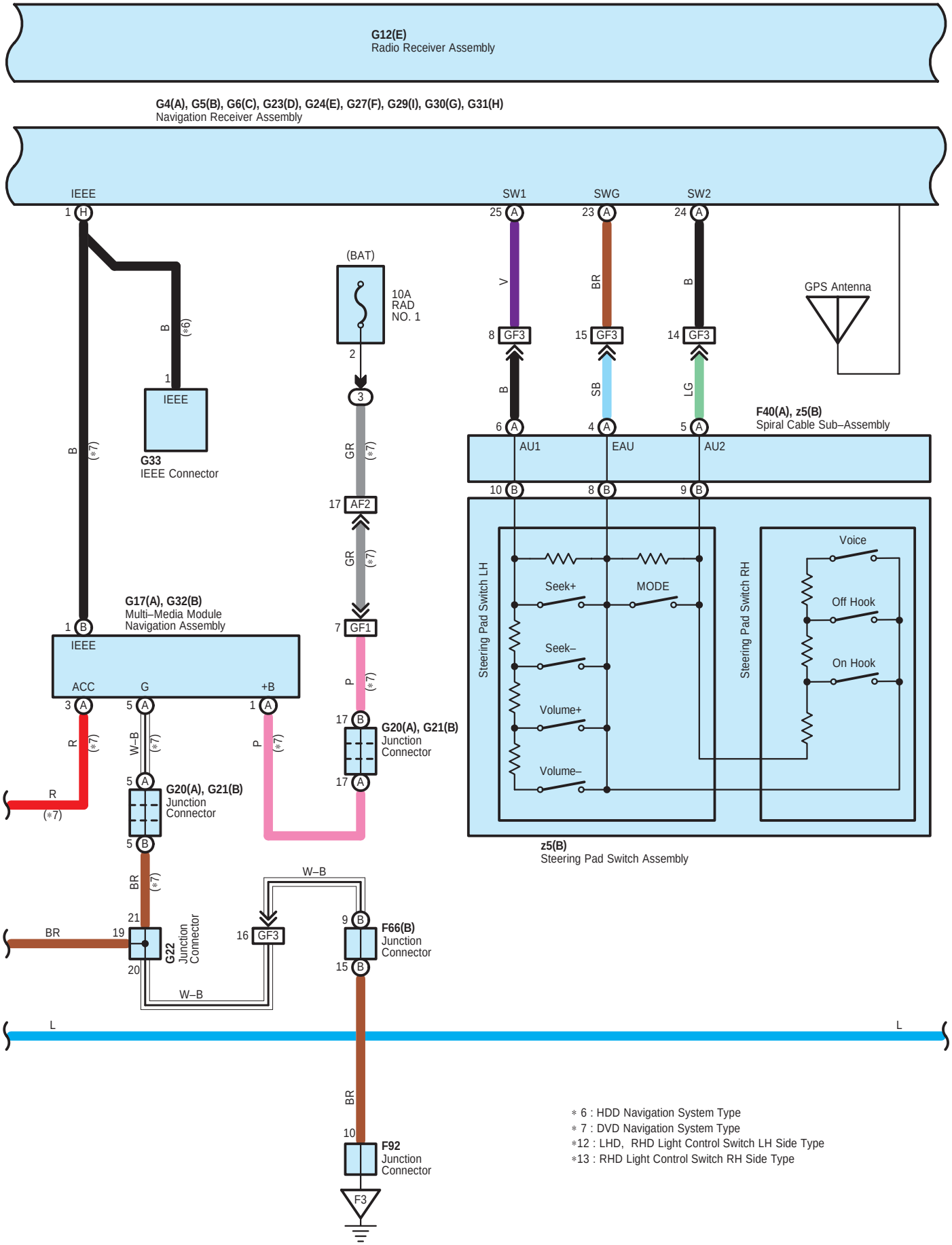


∗ 6 : HDD Navigation System Type
∗ 7 : DVD Navigation System Type
∗12 : LHD, RHD Light Control Switch LH Side Type
∗13 : RHD Light Control Switch RH Side Type

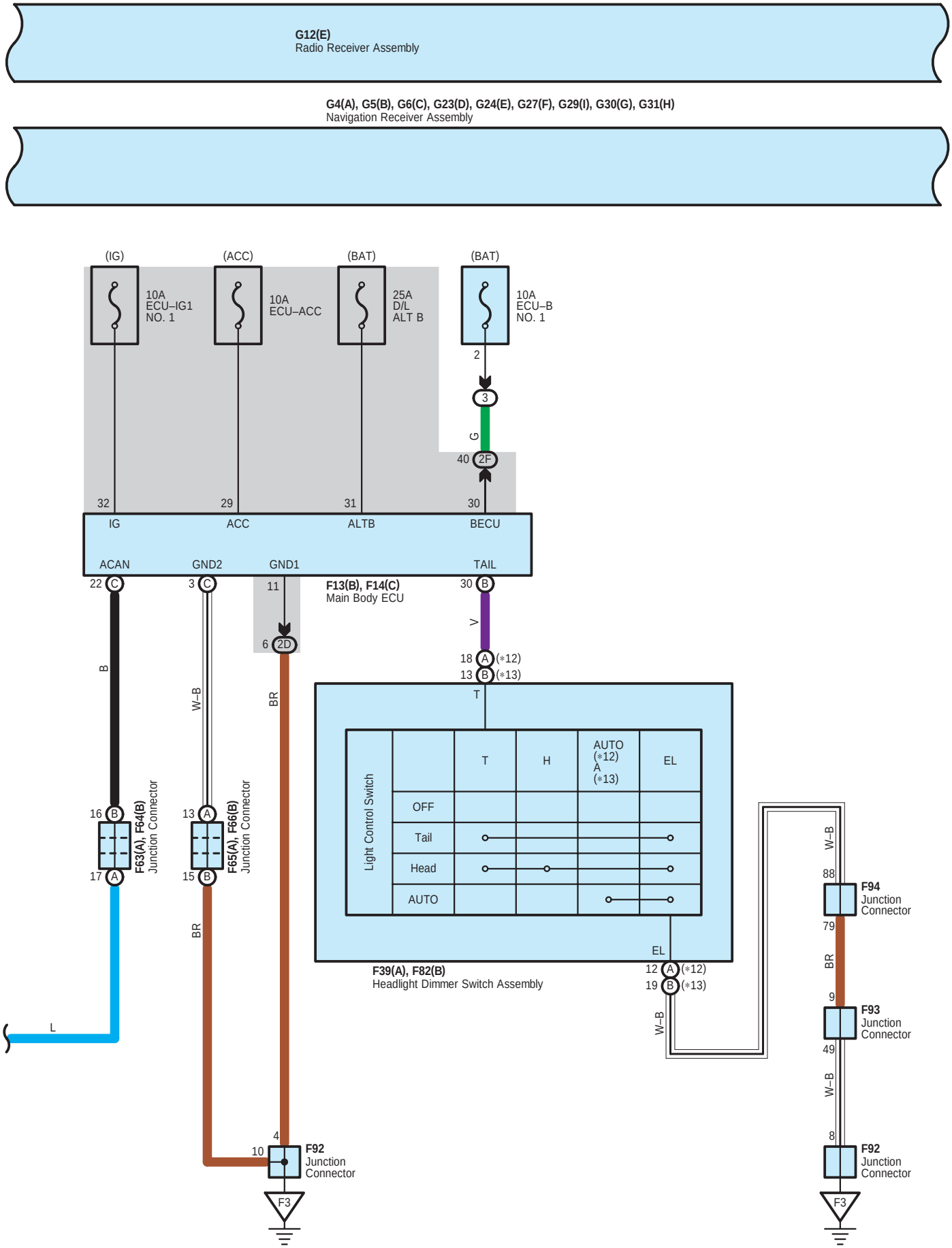
G12(E)
Radio Receiver Assembly
G4(A), G5(B), G6(C), G23(D), G24(E), G27(F), G29(I), G30(G), G31(H)
Navigation Receiver Assembly
(IG)
(ACC)
(BAT)
(BAT)
10A
ECU–IG1
NO. 1
10A
ECU–ACC
25A
D/L
ALT B
10A
ECU–B
NO. 1
2
3
G
40
2F
32
29
31
30
IG
ACC
ALTB
BECU
ACAN
GND2
GND1
TAIL
22
C
3
C
11
F13(B), F14(C)
Main Body ECU
30
B
V
6
2D
18
A
(*12)
13
B
(*13)
T
B
W–B
BR
Light Control Switch
T
H
AUTO
(*12)
A
(*13)
EL
OFF
Tail
Head
AUTO
16
B
17
A
F63(A), F64(B)
Junction Connector
13
A
15
B
F65(A), F66(B)
Junction Connector
BR
EL
12
A
(*12)
19
B
(*13)
F39(A), F82(B)
Headlight Dimmer Switch Assembly
W–B
L
W–B
88
F94
Junction
Connector
79
BR
9
F93
Junction
Connector
49
W–B
8
F92
Junction
Connector
F3
4
10
F92
Junction
Connector
F3

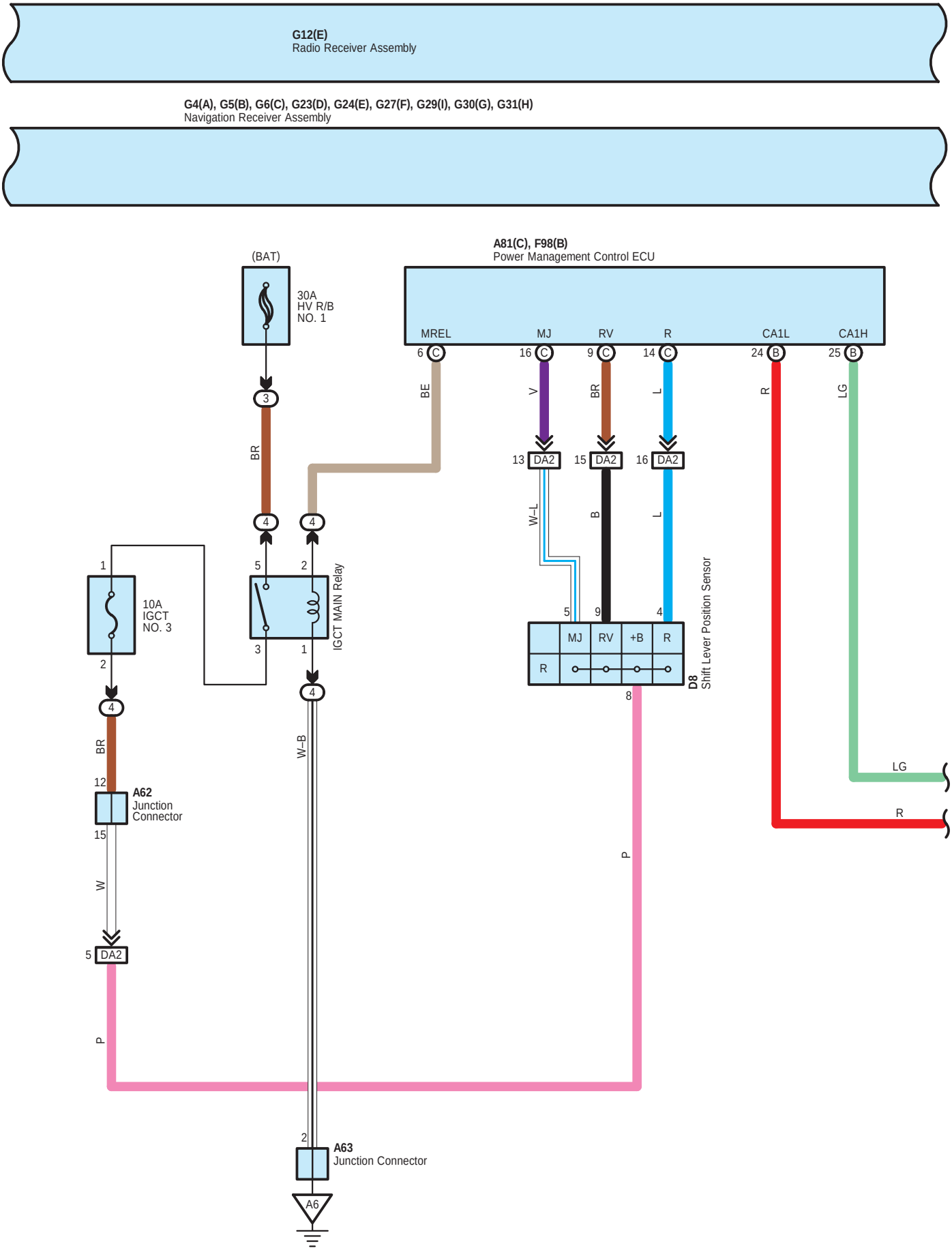
G12(E)
Radio Receiver Assembly
G4(A), G5(B), G6(C), G23(D), G24(E), G27(F), G29(I), G30(G), G31(H)
Navigation Receiver Assembly
(BAT)
30A
HV R/B
NO. 1
A81(C), F98(B)
Power Management Control ECU
MREL
MJ
RV
R
CA1L
CA1H
6 C
16 C
9 C
14 C
24 B
25 B
BE
V
BR
L
R
LG
3
BR
4
4
13 DA2
15 DA2
16 DA2
W–L
B
L
1
10A
IGCT
NO. 3
2
5
2
IGCT MAIN Relay
3
1
5
9
4
MJ
RV
+B
R
R
D8
Shift Lever Position Sensor
8
4
BR
12
A62
Junction
Connector
15
W
5 DA2
P
W–B
P
LG
R
2
A63
Junction Connector
A6

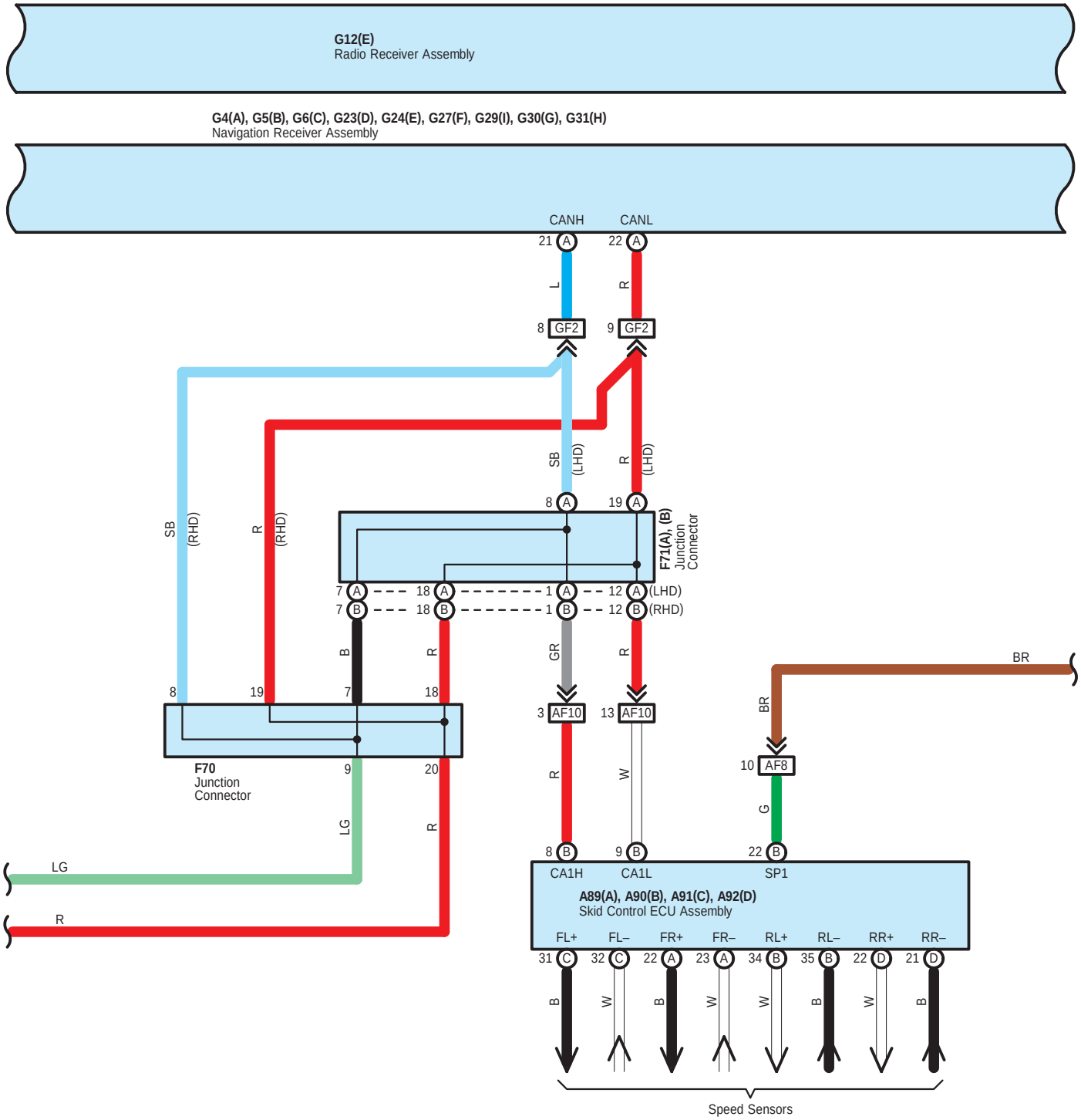
G12(E)
Radio Receiver Assembly
G4(A), G5(B), G6(C), G23(D), G24(E), G27(F), G29(I), G30(G), G31(H)
Navigation Receiver Assembly
CANH
CANL
21 A
22 A
L
R
8 GF2
9 GF2
SB (LHD)
R (LHD)
8 A
19 A
F71(A), (B) Junction Connector
7 A
18 A
1 A
12 A (LHD)
7 B
18 B
1 B
12 B (RHD)
SB (RHD)
R (RHD)
B
R
GR
R
BR
8
19
7
18
3 AF10
13 AF10
BR
10 AF8
F70 Junction Connector
9
20
R
W
G
LG
R
8 B
9 B
22 B
CA1H
CA1L
SP1
LG
R
A89(A), A90(B), A91(C), A92(D)
Skid Control ECU Assembly
FL+
FL–
FR+
FR–
RL+
RL–
RR+
RR–
31 C
32 C
22 A
23 A
34 B
35 B
22 D
21 D
B
W
B
W
W
B
W
B
Speed Sensors

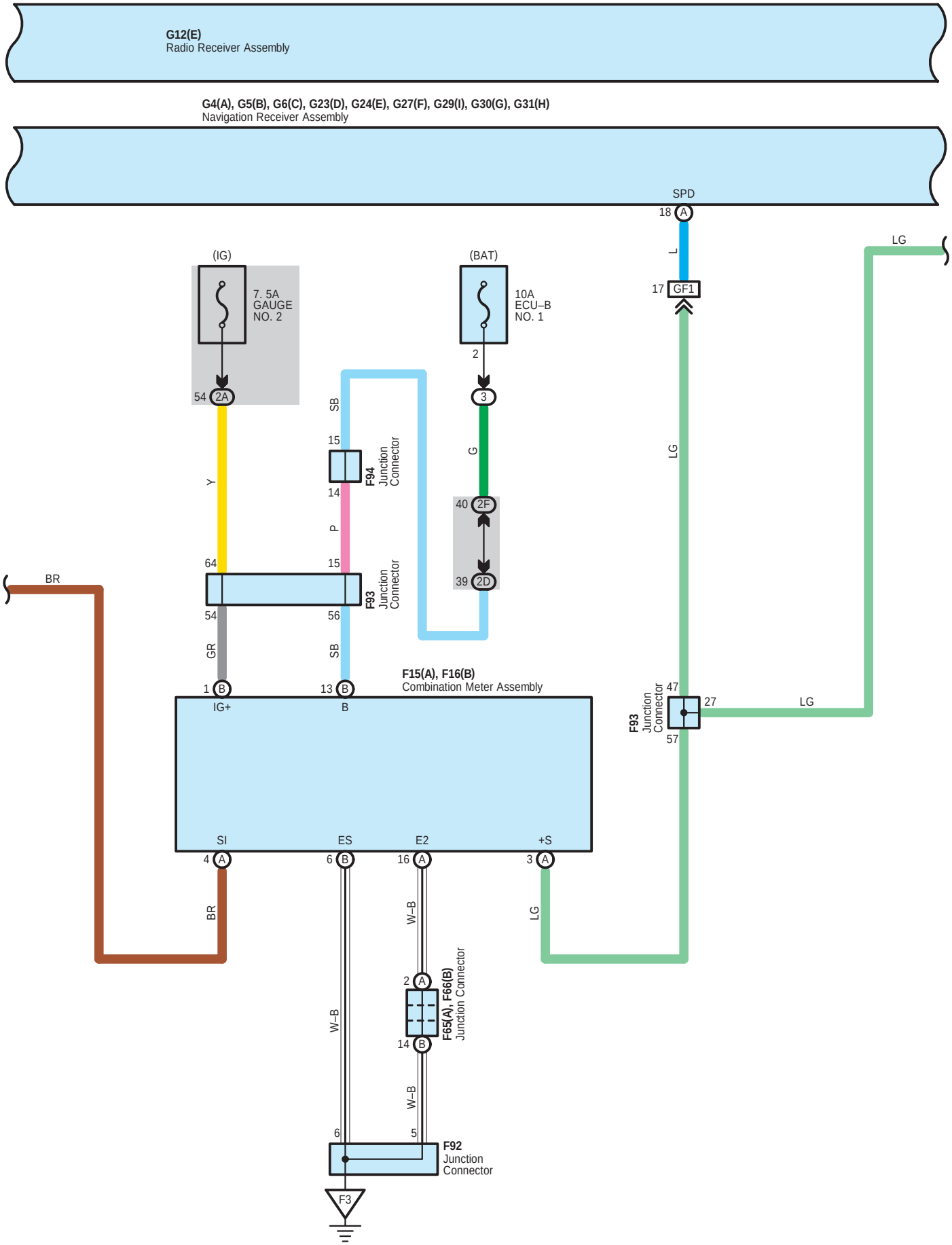
G12(E)
Radio Receiver Assembly
G4(A), G5(B), G6(C), G23(D), G24(E), G27(F), G29(I), G30(G), G31(H)
Navigation Receiver Assembly
SPD
18 A
L
17 GF1
LG
(IG)
7. 5A
GAUGE
NO. 2
54 2A
(BAT)
10A
ECU–B
NO. 1
2
3
G
40 2F
39 2D
SB
15
F94
Junction
Connector
14
P
Y
64
15
F93
Junction
Connector
54
56
GR
SB
BR
1 B
IG+
13 B
B
F15(A), F16(B)
Combination Meter Assembly
SI
ES
E2
+S
4 A
6 B
16 A
3 A
BR
W–B
LG
2 A
F65(A), F66(B)
Junction Connector
14 B
W–B
W–B
6
5
F92
Junction
Connector
F3
F93
Junction
Connector
47
27
57
LG




∗ 3 : w/ Rear Seat Entertainment System

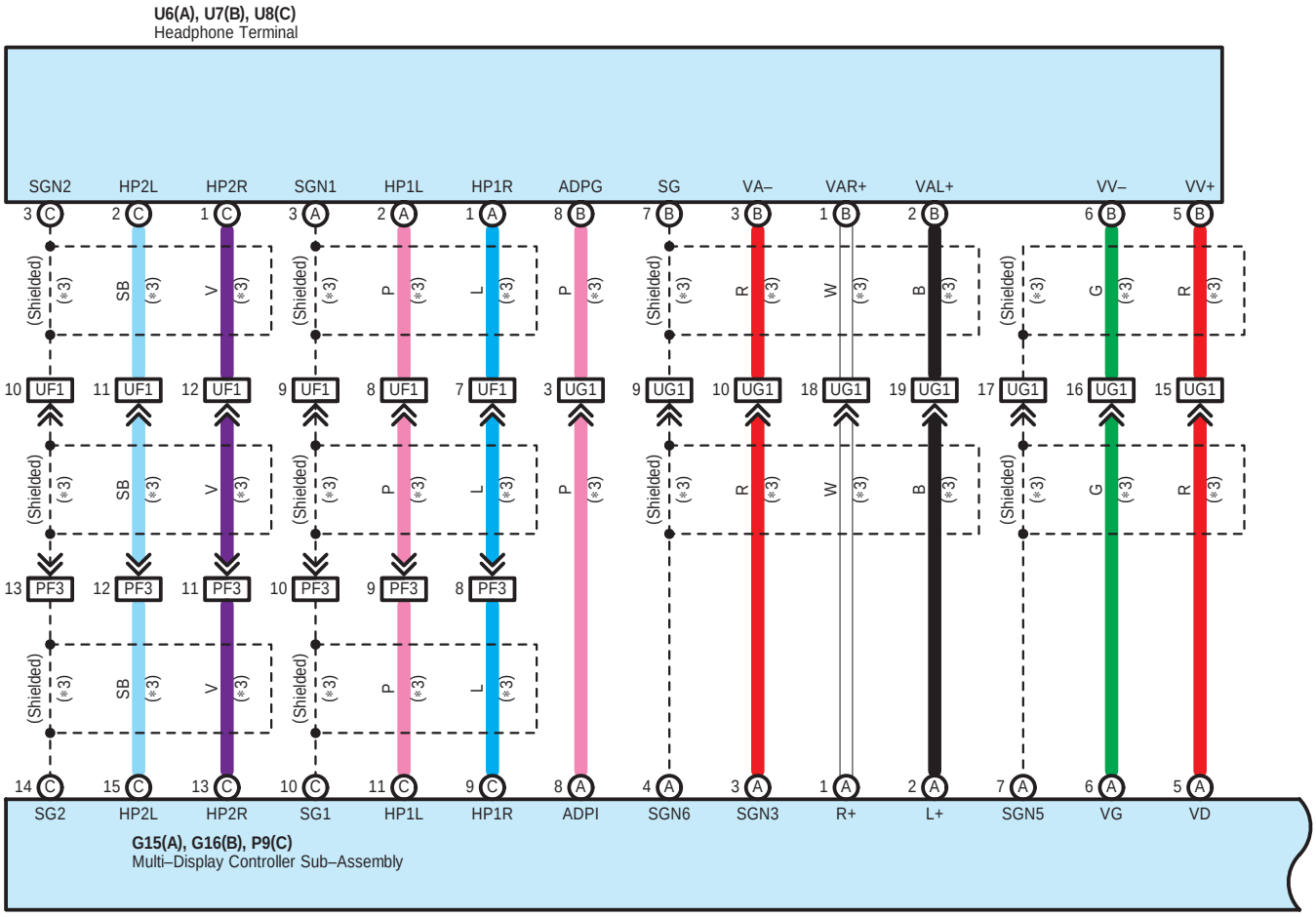


G12(E)
Radio Receiver Assembly
G4(A), G5(B), G6(C), G23(D), G24(E), G27(F), G29(I), G30(G), G31(H)
Navigation Receiver Assembly
LG
LG

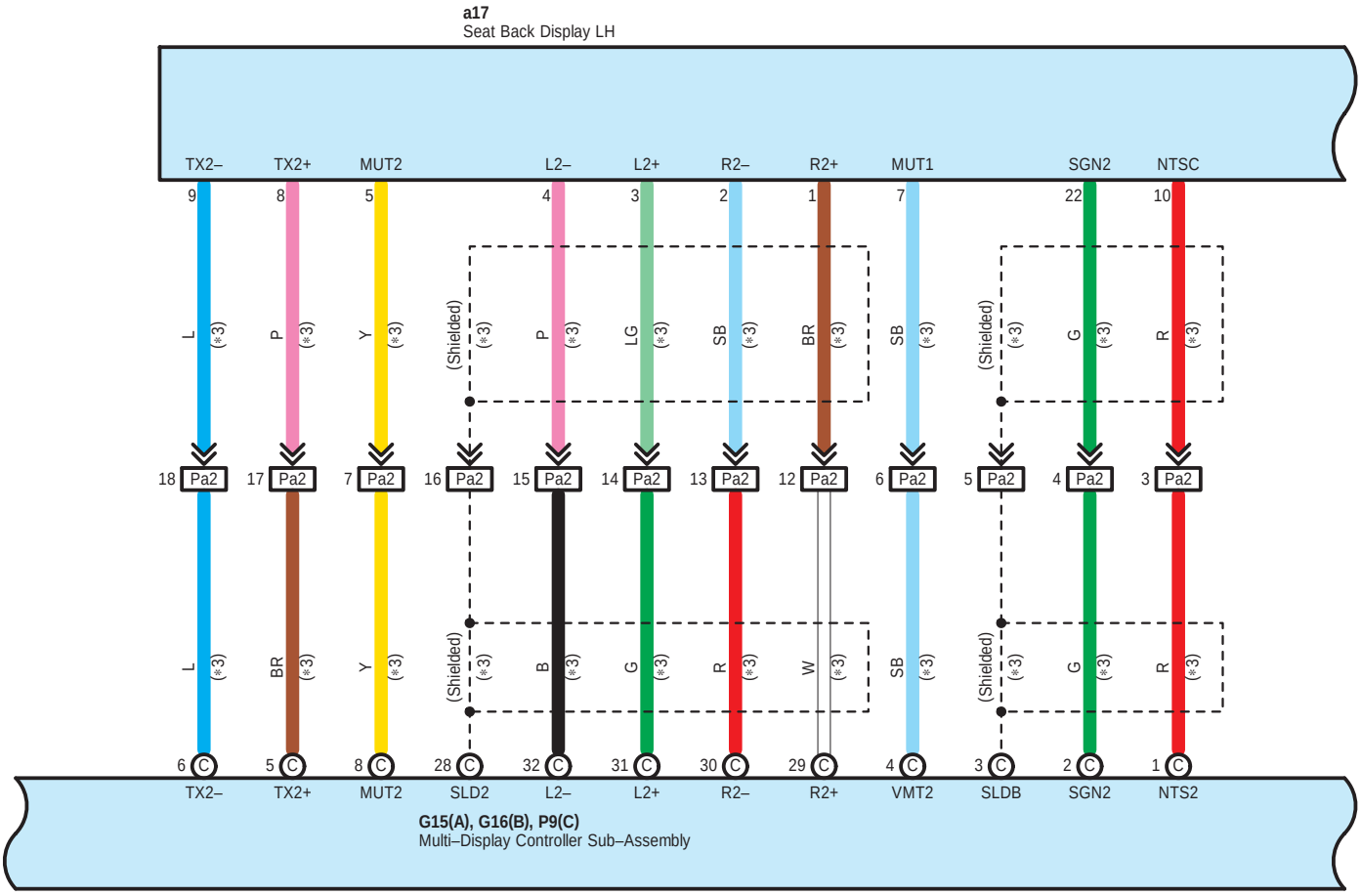
a17
Seat Back Display LH
TX2–
TX2+
MUT2
L2–
L2+
R2–
R2+
MUT1
SGN2
NTSC
9
8
5
4
3
2
1
7
22
10
L (*3)
P (*3)
Y (*3)
(Shielded) (*3)
P (*3)
LG (*3)
SB (*3)
BR (*3)
SB (*3)
(Shielded) (*3)
G (*3)
R (*3)
18 Pa2
17 Pa2
7 Pa2
16 Pa2
15 Pa2
14 Pa2
13 Pa2
12 Pa2
6 Pa2
5 Pa2
4 Pa2
3 Pa2
L (*3)
BR (*3)
Y (*3)
(Shielded) (*3)
B (*3)
G (*3)
R (*3)
W (*3)
SB (*3)
(Shielded) (*3)
G (*3)
R (*3)
6 C
5 C
8 C
28 C
32 C
31 C
30 C
29 C
4 C
3 C
2 C
1 C
TX2–
TX2+
MUT2
SLD2
L2–
L2+
R2–
R2+
VMT2
SLDB
SGN2
NTS2
G15(A), G16(B), P9(C)
Multi–Display Controller Sub–Assembly

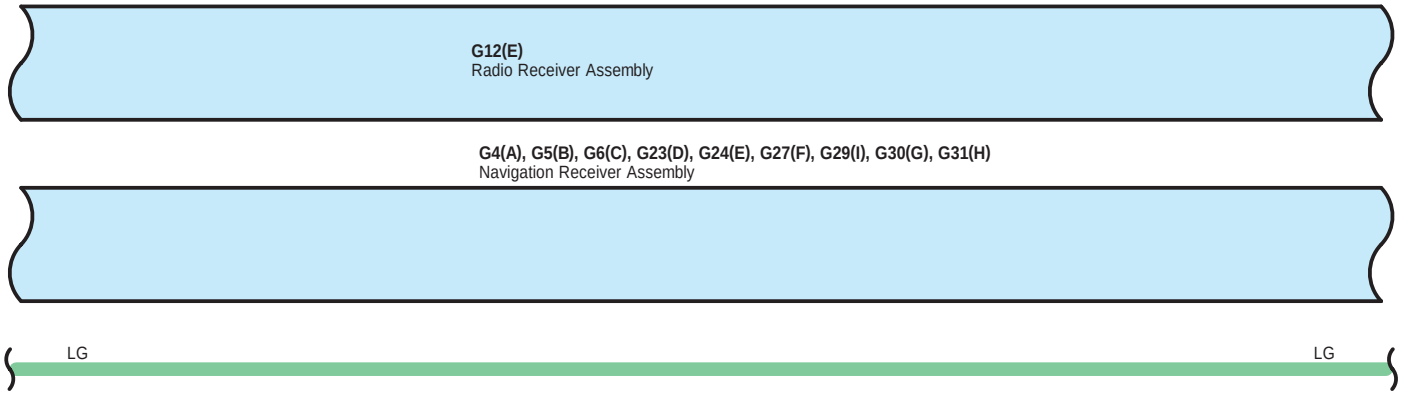


∗ 3 : w/ Rear Seat Entertainment System

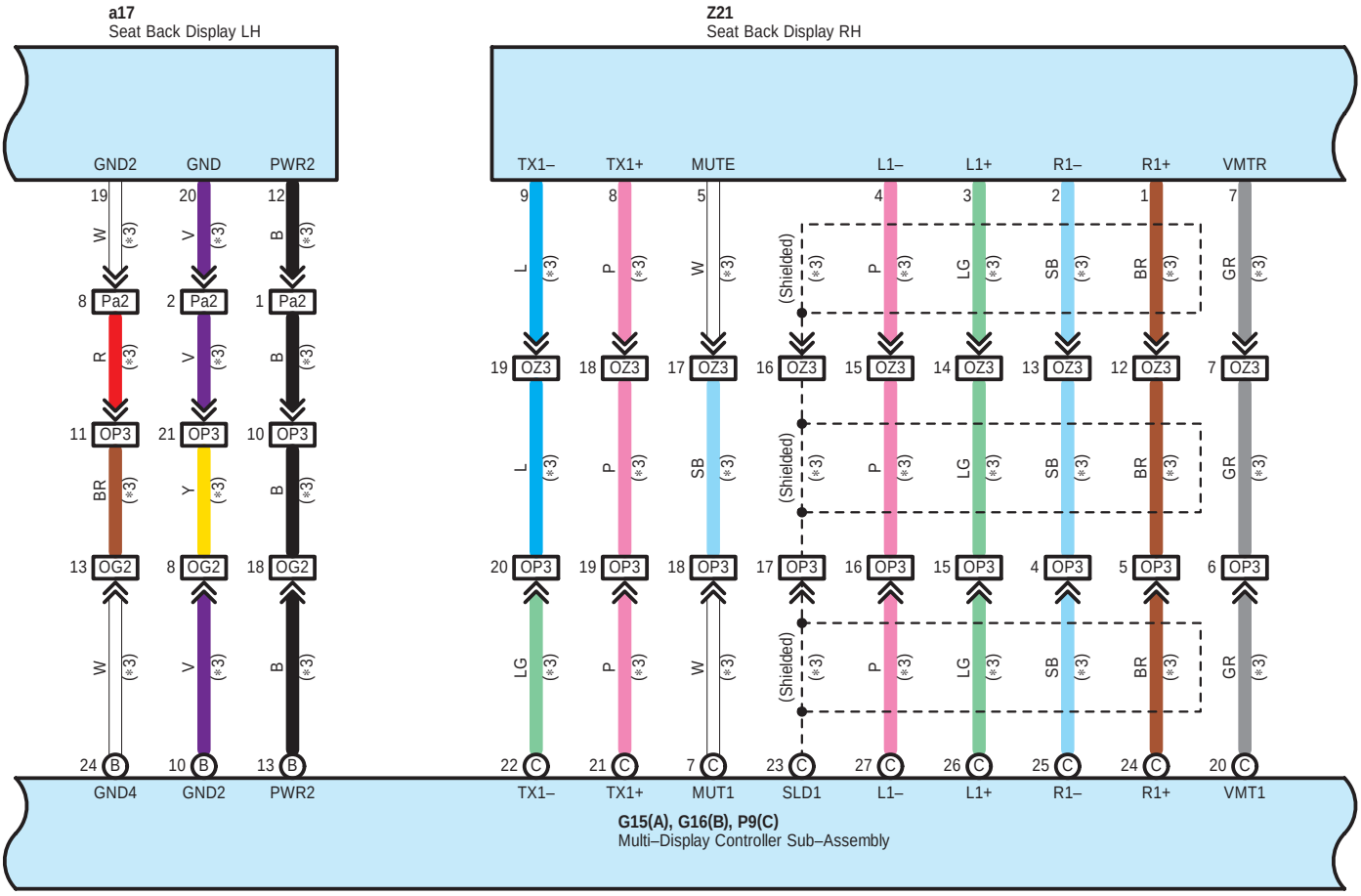

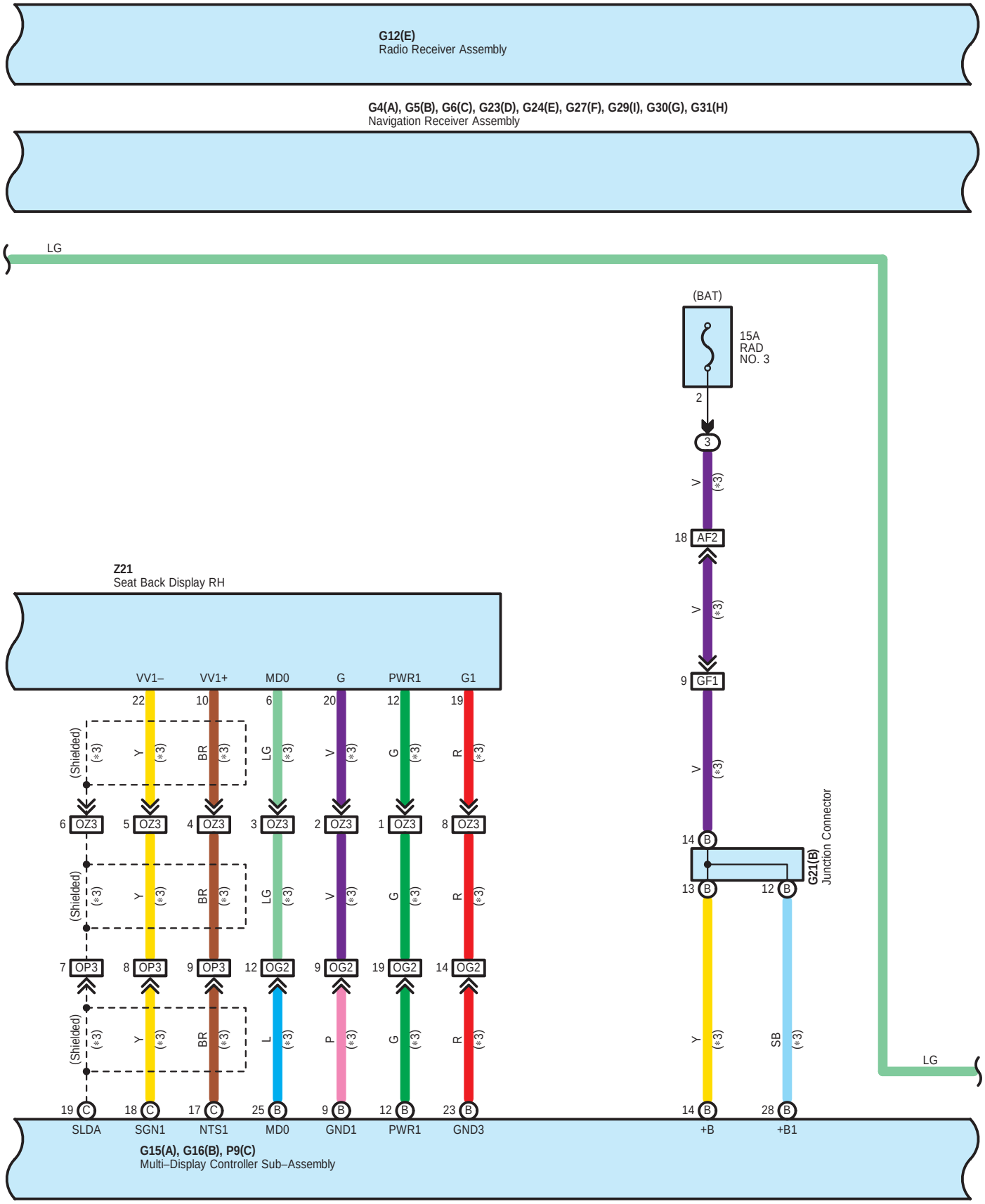
G12(E)
Radio Receiver Assembly
G4(A), G5(B), G6(C), G23(D), G24(E), G27(F), G29(I), G30(G), G31(H)
Navigation Receiver Assembly
LG
(BAT)
15A
RAD
NO. 3
2
3
V
(*3)
18 AF2
V
(*3)
9 GF1
V
(*3)
14 B
13 B
12 B
G21(B)
Junction Connector
Z21
Seat Back Display RH
VV1–
VV1+
MD0
G
PWR1
G1
22
10
6
20
12
19
(Shielded)
(*3)
Y
BR
LG
V
G
R
6 OZ3
5 OZ3
4 OZ3
3 OZ3
2 OZ3
1 OZ3
8 OZ3
7 OP3
8 OP3
9 OP3
12 OG2
9 OG2
19 OG2
14 OG2
L
P
19 C
18 C
17 C
25 B
9 B
12 B
23 B
14 B
28 B
SLDA
SGN1
NTS1
MD0
GND1
PWR1
GND3
+B
+B1
SB
LG
G15(A), G16(B), P9(C)
Multi–Display Controller Sub–Assembly

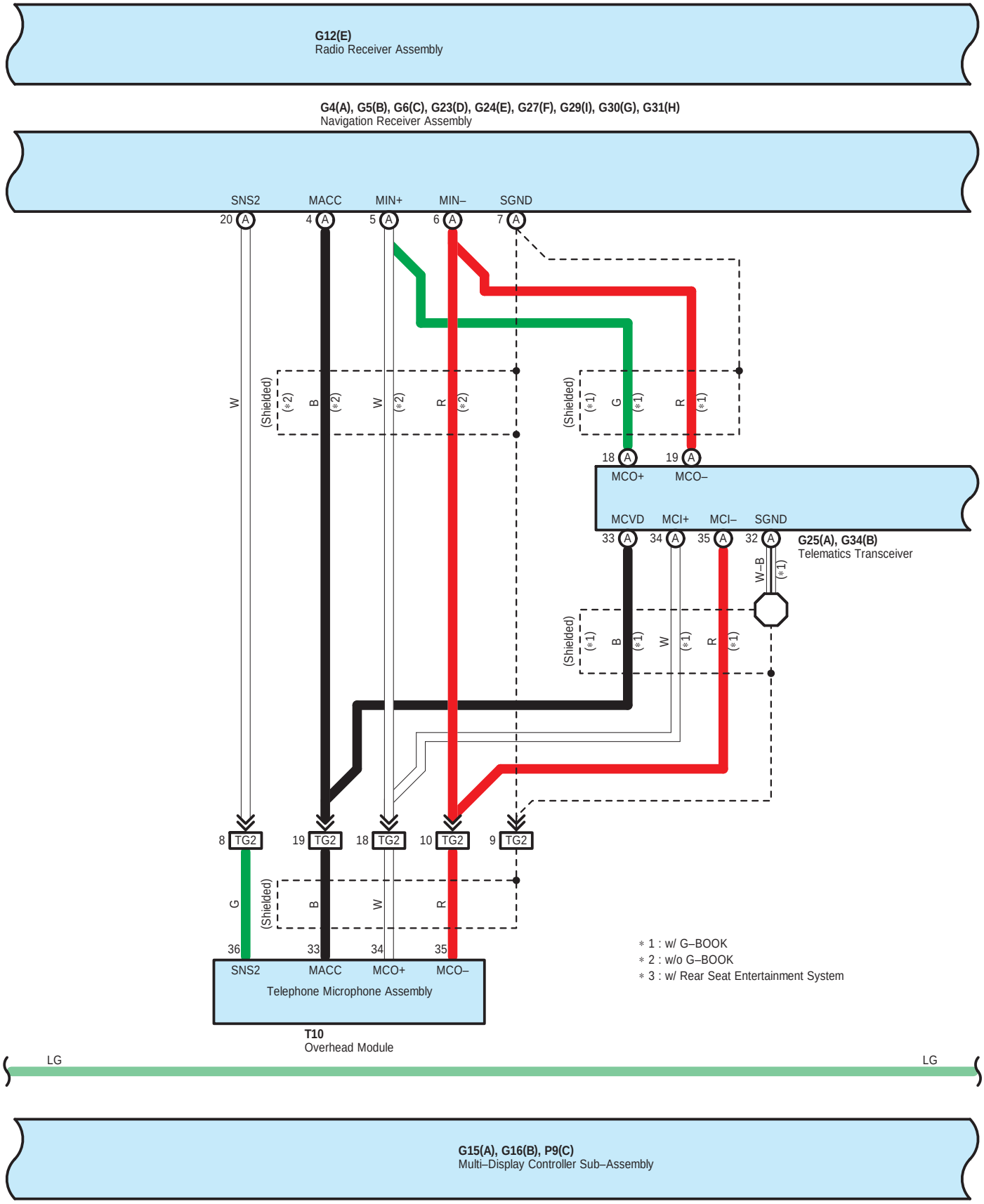
G12(E)
Radio Receiver Assembly
G4(A), G5(B), G6(C), G23(D), G24(E), G27(F), G29(I), G30(G), G31(H)
Navigation Receiver Assembly
SNS2
MACC
MIN+
MIN–
SGND
20 A
4 A
5 A
6 A
7 A
W
(Shielded)
(*2)
B
(*2)
W
(*2)
R
(*2)
(Shielded)
(*1)
G
(*1)
R
(*1)
18 A
19 A
MCO+
MCO–
MCVD
MCI+
MCI–
SGND
33 A
34 A
35 A
32 A
G25(A), G34(B)
Telematics Transceiver
W–B
(*1)
(Shielded)
(*1)
B
(*1)
W
(*1)
R
(*1)
8 TG2
19 TG2
18 TG2
10 TG2
9 TG2
G
(Shielded)
B
W
R
36
33
34
35
SNS2
MACC
MCO+
MCO–
Telephone Microphone Assembly
T10
Overhead Module
* 1 : w/ G–BOOK
* 2 : w/o G–BOOK
* 3 : w/ Rear Seat Entertainment System
LG
LG
G15(A), G16(B), P9(C)
Multi–Display Controller Sub–Assembly

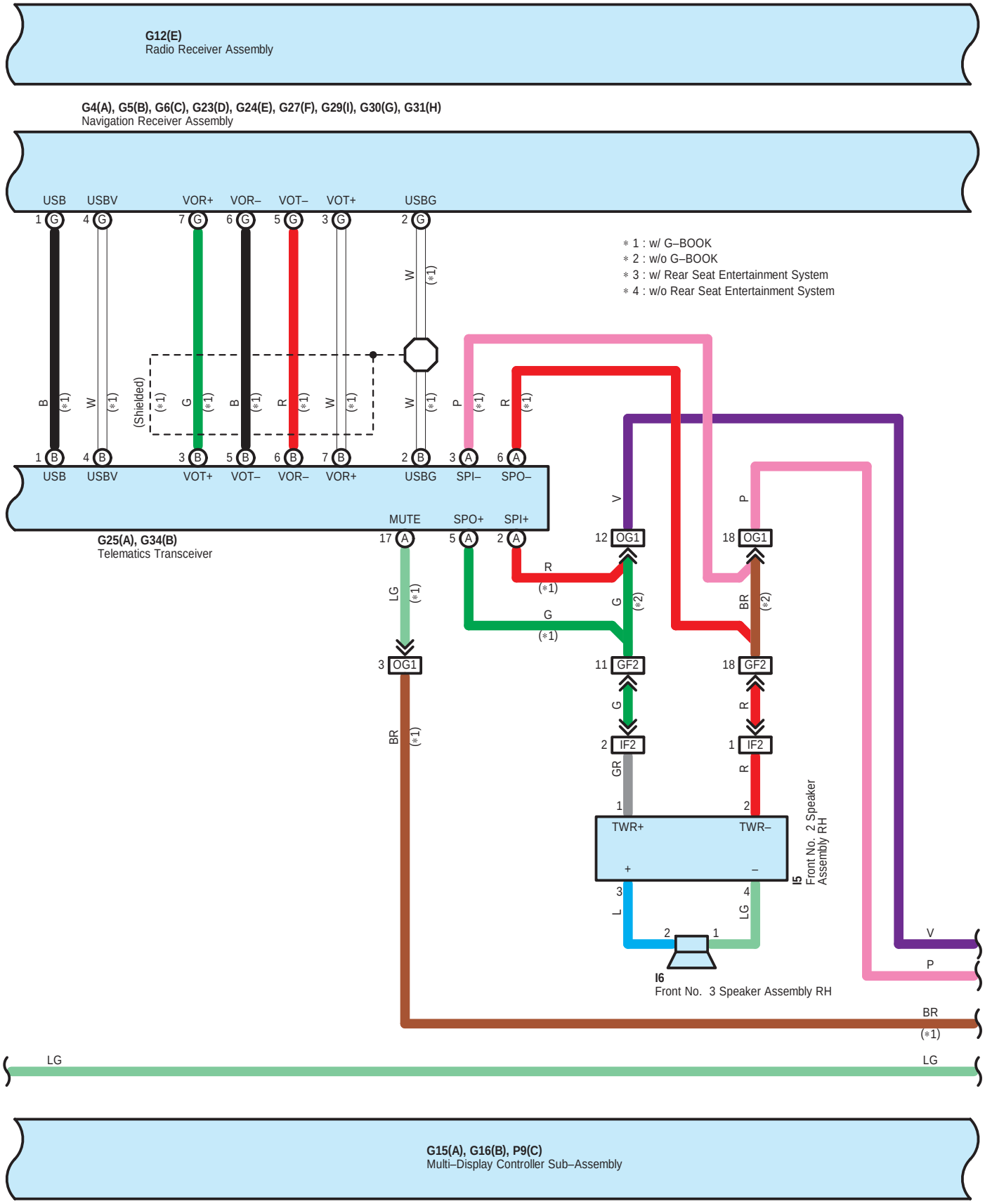
G12(E)
Radio Receiver Assembly
G4(A), G5(B), G6(C), G23(D), G24(E), G27(F), G29(I), G30(G), G31(H)
Navigation Receiver Assembly
USB
USBV
VOR+
VOR–
VOT–
VOT+
USBG
∗1 : w/ G–BOOK
∗2 : w/o G–BOOK
∗3 : w/ Rear Seat Entertainment System
∗4 : w/o Rear Seat Entertainment System
(Shielded)
SPI–
SPO–
G25(A), G34(B)
Telematics Transceiver
MUTE
SPO+
SPI+
OG1
GF2
IF2
TWR+
TWR–
I5
Front No. 2 Speaker Assembly RH
I6
Front No. 3 Speaker Assembly RH
G15(A), G16(B), P9(C)
Multi–Display Controller Sub–Assembly

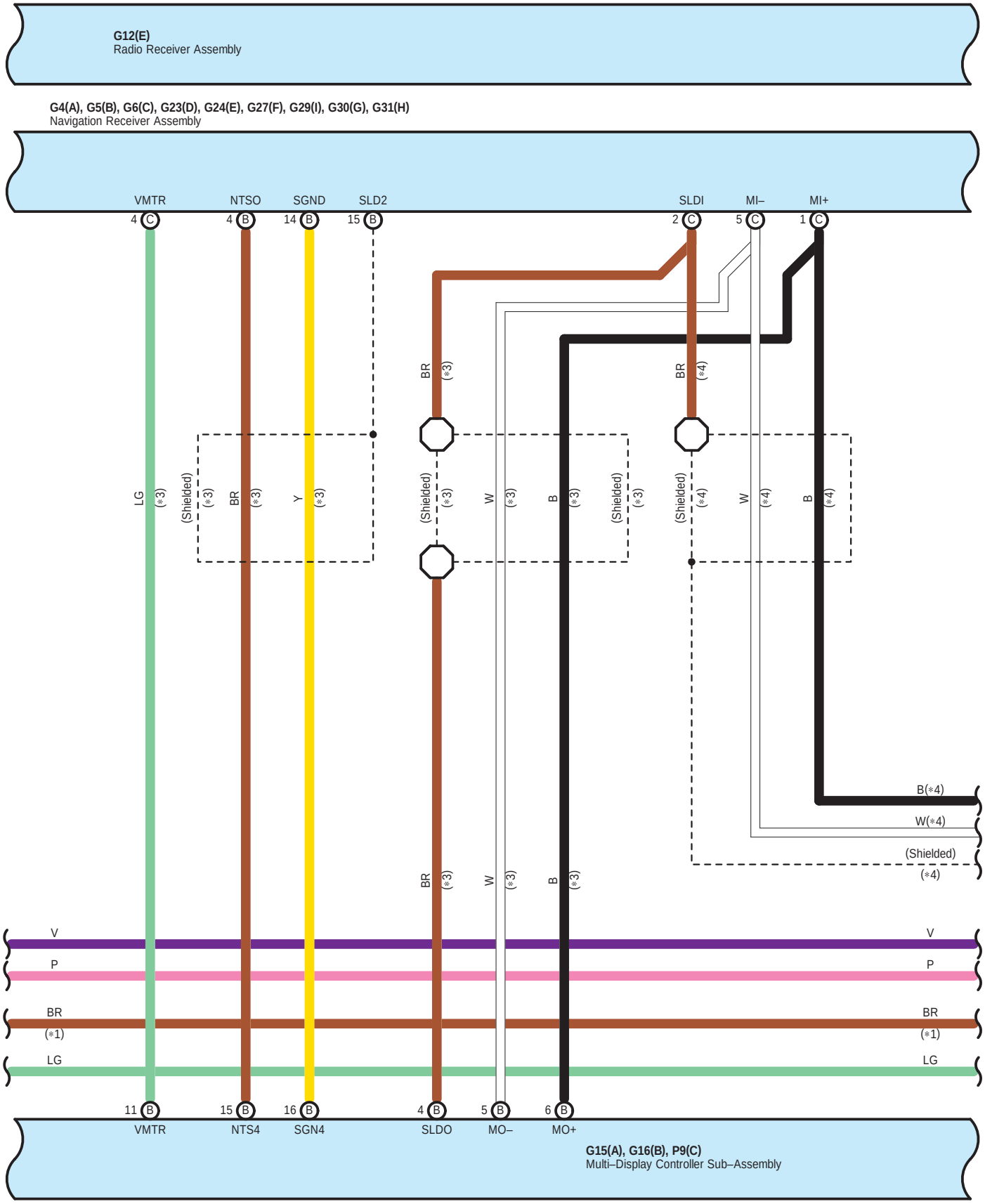
G12(E)
Radio Receiver Assembly
G4(A), G5(B), G6(C), G23(D), G24(E), G27(F), G29(I), G30(G), G31(H)
Navigation Receiver Assembly
VMTR
NTSO
SGND
SLD2
SLDI
MI–
MI+
4 C
4 B
14 B
15 B
2 C
5 C
1 C
LG
(*3)
(Shielded)
(*3)
BR
(*3)
Y
(*3)
BR
(*3)
(Shielded)
(*3)
W
(*3)
B
(*3)
(Shielded)
(*3)
BR
(*4)
(Shielded)
(*4)
W
(*4)
B
(*4)
B(*4)
W(*4)
(Shielded)
(*4)
BR
(*3)
W
(*3)
B
(*3)
V
P
BR
(*1)
LG
V
P
BR
(*1)
LG
11 B
15 B
16 B
4 B
5 B
6 B
VMTR
NTS4
SGN4
SLDO
MO–
MO+
G15(A), G16(B), P9(C)
Multi–Display Controller Sub–Assembly

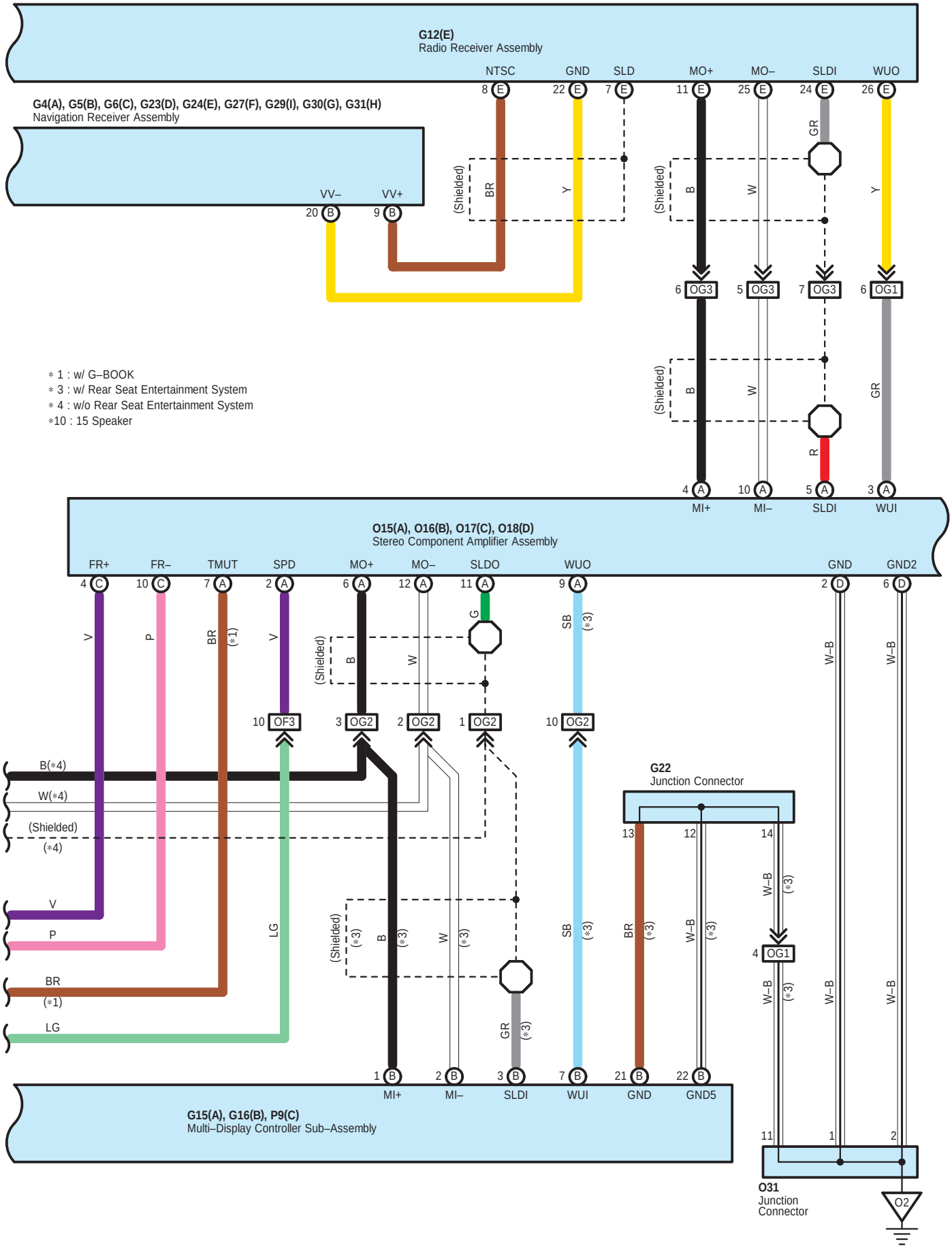
G12(E)
Radio Receiver Assembly
NTSC
GND
SLD
MO+
MO–
SLDI
WUO
G4(A), G5(B), G6(C), G23(D), G24(E), G27(F), G29(I), G30(G), G31(H)
Navigation Receiver Assembly
VV–
VV+
(Shielded)
BR
Y
B
W
GR
OG3
OG1
R
MI+
MI–
SLDI
WUI
∗1 : w/ G–BOOK
∗3 : w/ Rear Seat Entertainment System
∗4 : w/o Rear Seat Entertainment System
∗10 : 15 Speaker
O15(A), O16(B), O17(C), O18(D)
Stereo Component Amplifier Assembly
FR+
FR–
TMUT
SPD
MO+
MO–
SLDO
WUO
GND
GND2
V
P
BR
(∗1)
G
SB
(∗3)
W–B
OF3
OG2
B(∗4)
W(∗4)
(∗4)
LG
G22
Junction Connector
G15(A), G16(B), P9(C)
Multi–Display Controller Sub–Assembly
GND
GND5
O31
Junction
Connector
O2

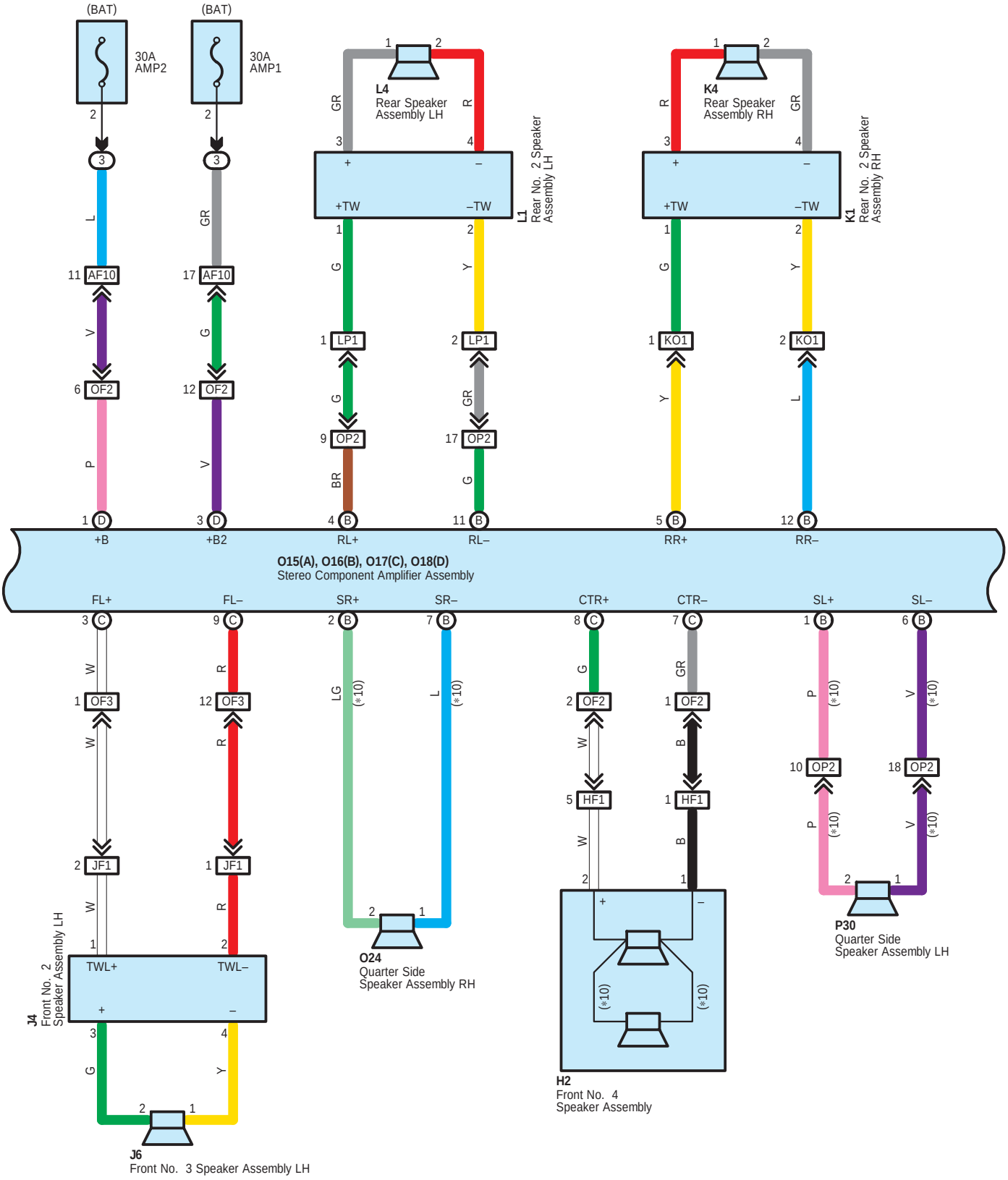
(BAT)
30A
AMP2
(BAT)
30A
AMP1
L4
Rear Speaker
Assembly LH
K4
Rear Speaker
Assembly RH
L1
Rear No. 2 Speaker
Assembly LH
K1
Rear No. 2 Speaker
Assembly RH
+TW
–TW
AF10
OF2
LP1
OP2
KO1
+B
+B2
RL+
RL–
RR+
RR–
O15(A), O16(B), O17(C), O18(D)
Stereo Component Amplifier Assembly
FL+
FL–
SR+
SR–
CTR+
CTR–
SL+
SL–
OF3
JF1
HF1
TWL+
TWL–
J4
Front No. 2
Speaker Assembly LH
J6
Front No. 3 Speaker Assembly LH
O24
Quarter Side
Speaker Assembly RH
H2
Front No. 4
Speaker Assembly
P30
Quarter Side
Speaker Assembly LH

*11 : 12 Speaker

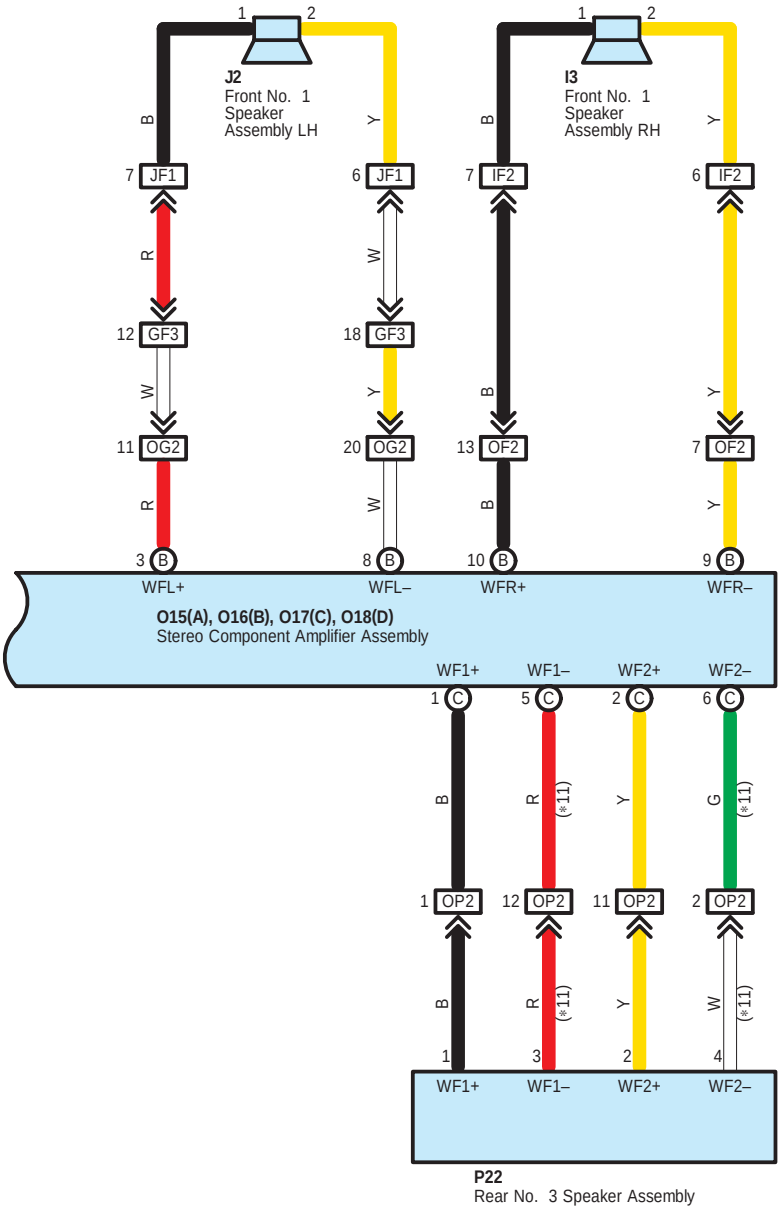

A 49
Black

A 62
Black

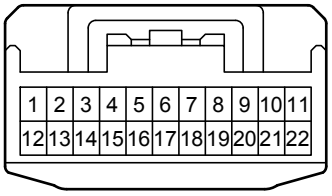


A 63
White

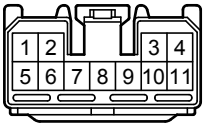


A 81
Gray

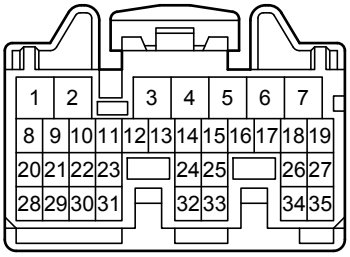


A 89
White

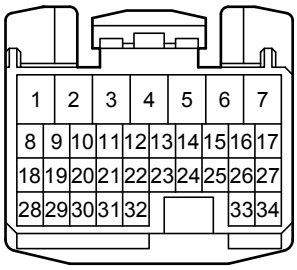


A 90
White

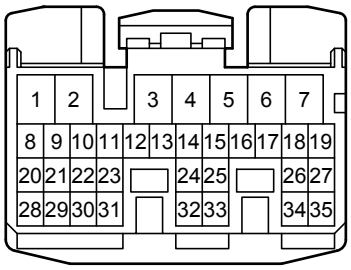


A 91
White

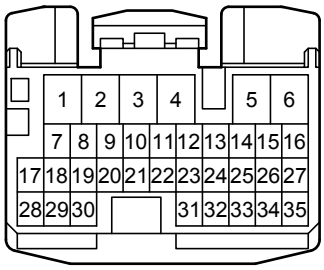


A 92
White

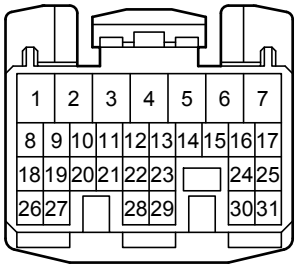


D 8
Gray

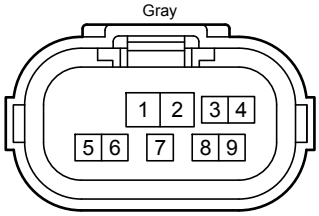


F 13
Black

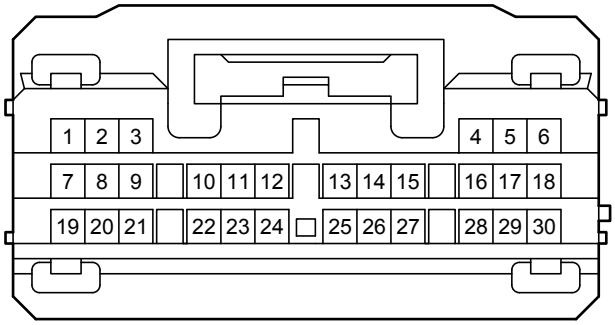


F 14
White

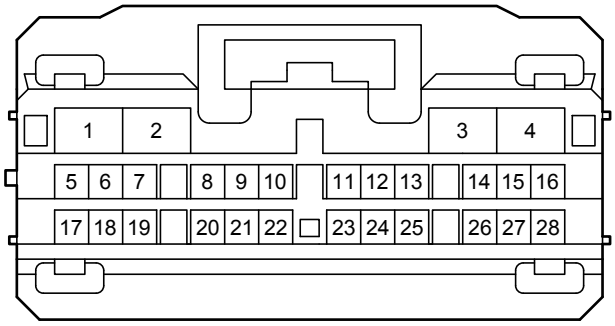


F 15
Black

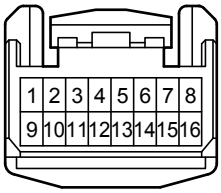

F 16
Black

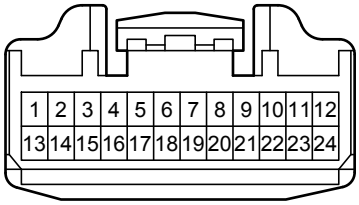


F 39
White

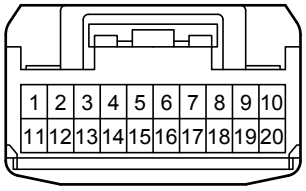


F 40
Black




F 54
Black

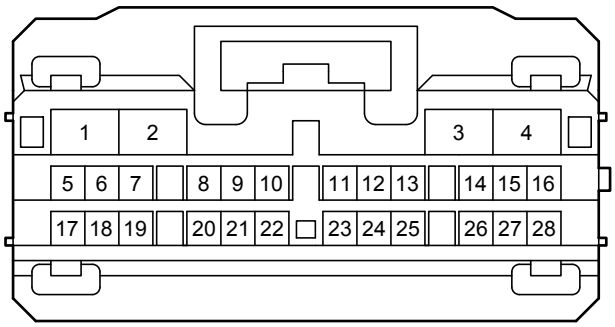


F 63
Black

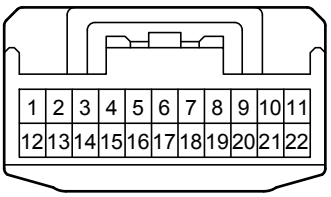


F 64
Black

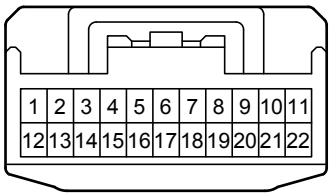


F 65
White

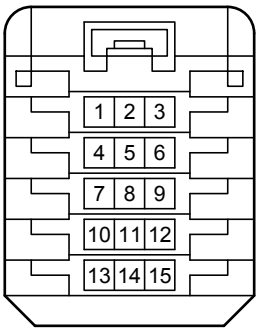


F 66
White

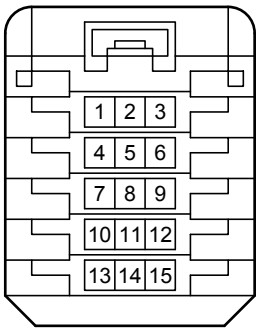


F 70
Blue

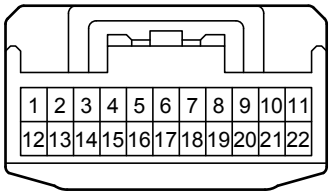


F 71
Blue

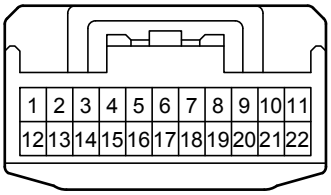


F 82
White

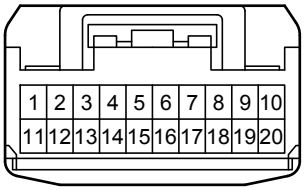


F 90
Blue

F 91
White

F 92
White

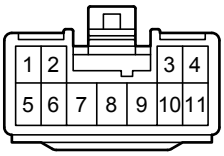

F 93
White

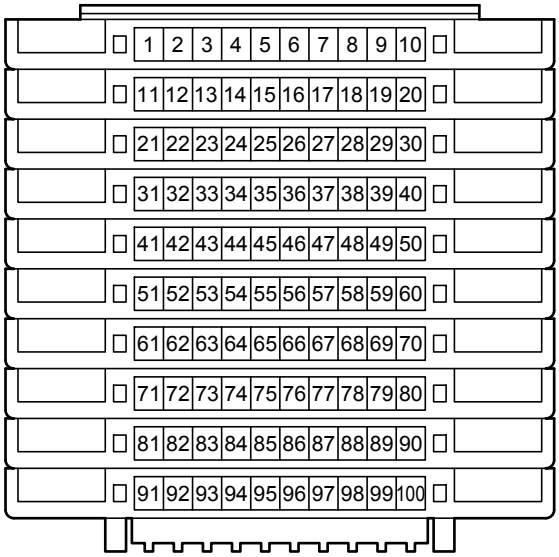


F 94
White

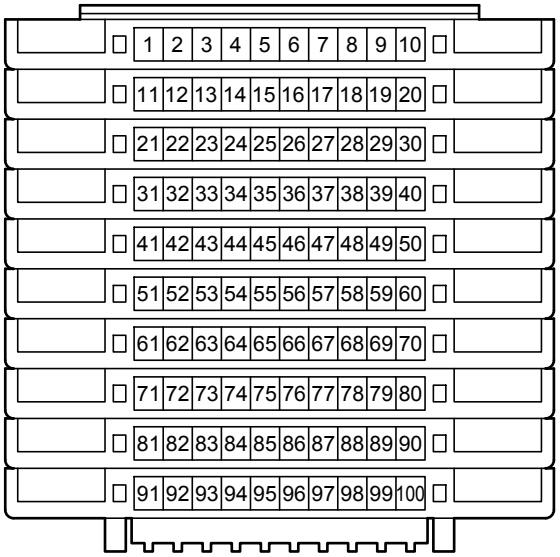


F 98
Gray

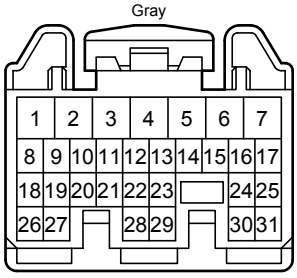


G 2
White

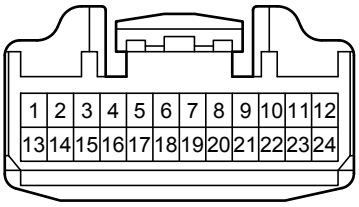


G 4
Black

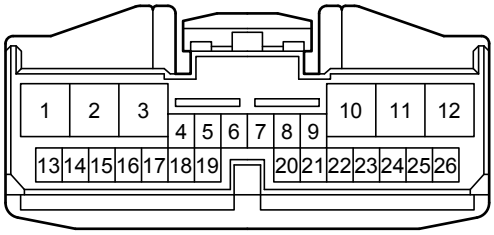


G 5
White

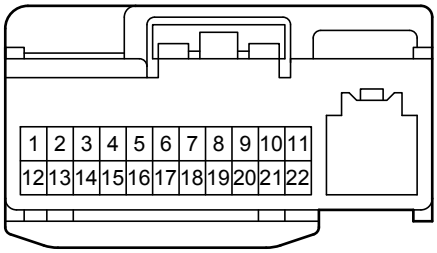


G 6
White




G 8
White




G 12
White

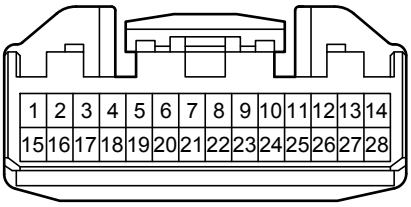


G 13
White

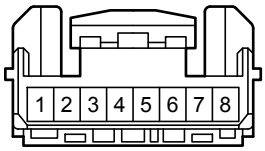

G 14
White




G 15
White




G 16
White

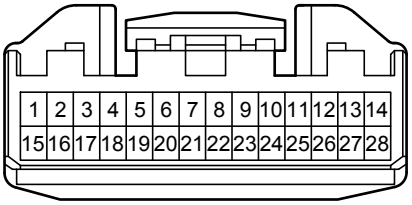


G 17
White

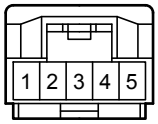


G 20
White

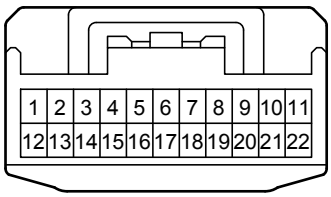


G 21
White

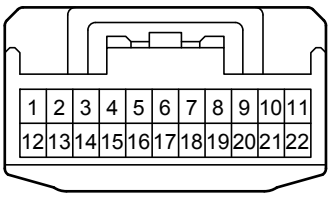


G 22
White

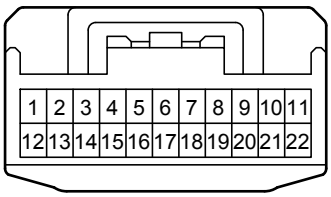


G 23
Black




G 24
White




G 25
White

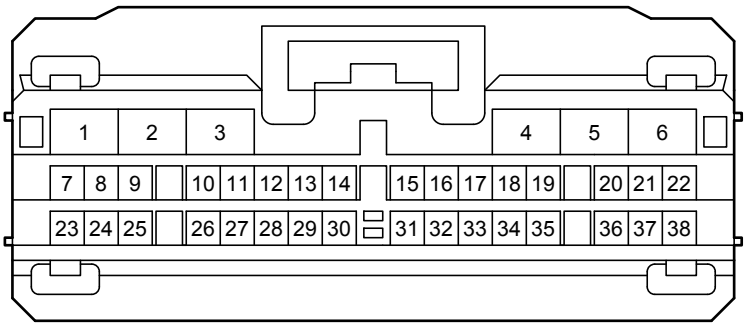


G 27
Black




G 28
Blue

G 29
White

G 30
White

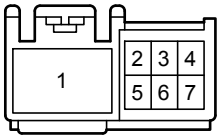


G 31
Gray

G 32
Gray

G 33
Gray

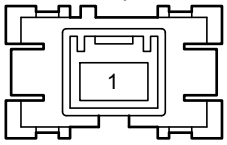


G 34
White

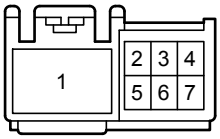


H 1
White

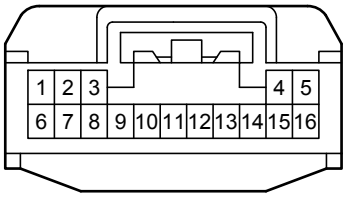


H 2
White

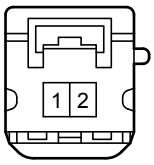


I 3
White

I 5
White

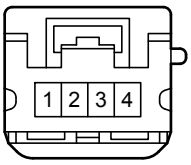


I 6
White

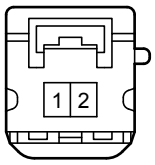


J 2
White

J 4
White

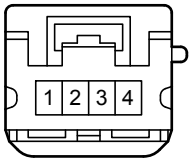


J 6
White

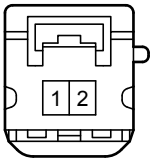


K 1
White

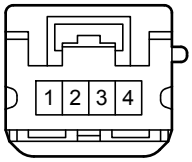


K 4
White

L 1
White

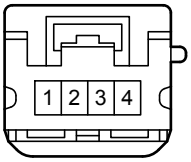


L 4
White

O 15
White




O 16
White

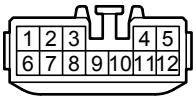


O 17
White

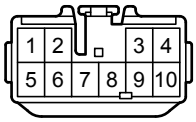


O 18
White

O 24
White

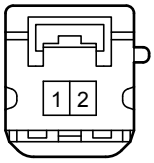


O 31
White

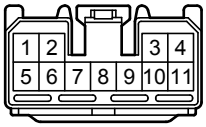


P 9
White

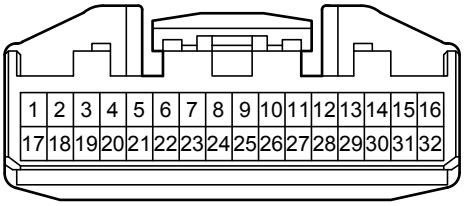


P 22
White

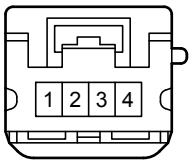


P 30
White

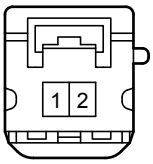


T 10
White

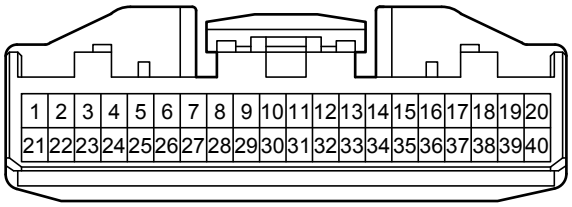


U 1
White




U 6
White

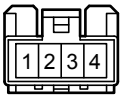


U 7
White




U 8
Gray

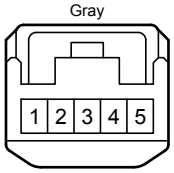


U 9
White




U 11
Black

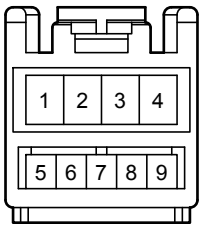


U 12
Brown

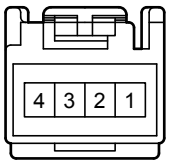


Z 21
White

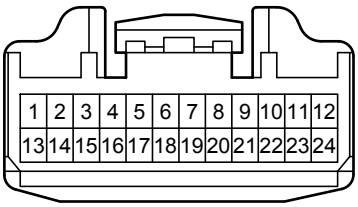

a 17
White

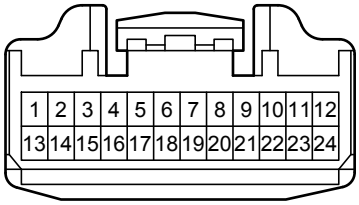


z 5
White

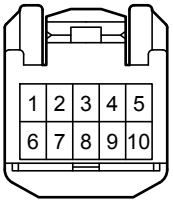


2A
White

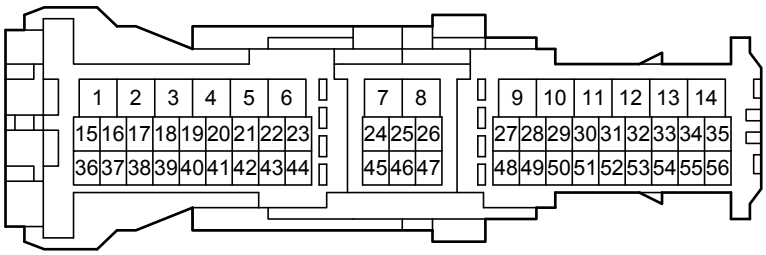


2D
White

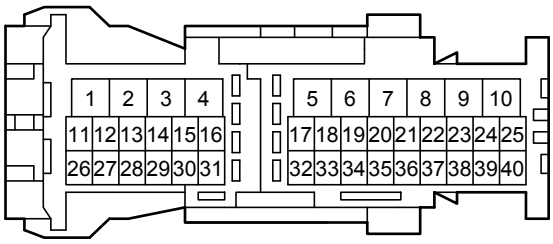


2F
White

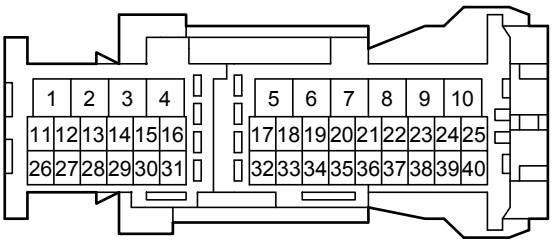


AF2
Black

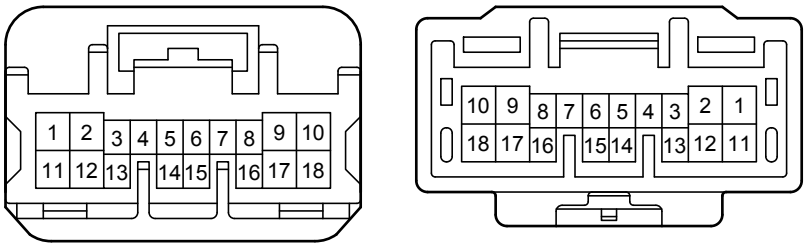


AF8
Blue

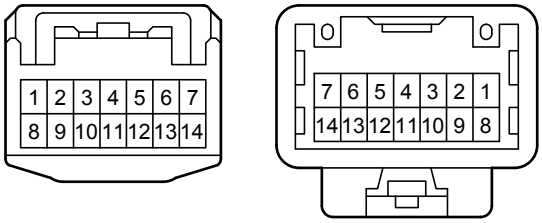

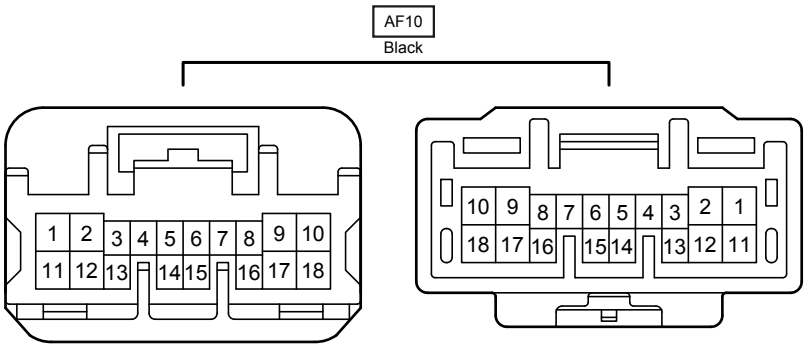
AF10
Black
1 2 3 4 5 6 7 8 9 10
11 12 13 14 15 16 17 18
10 9 8 7 6 5 4 3 2 1
18 17 16 15 14 13 12 11

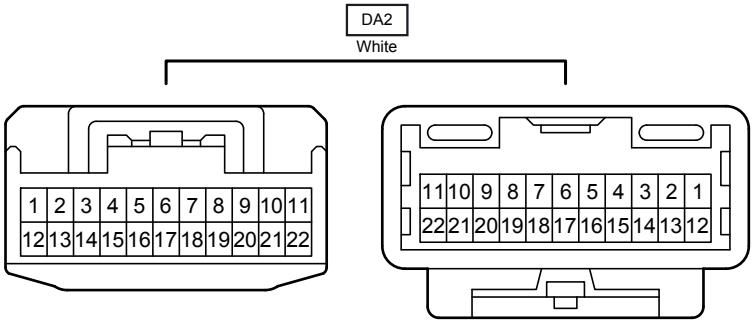
DA2
White
1 2 3 4 5 6 7 8 9 10 11
12 13 14 15 16 17 18 19 20 21 22
11 10 9 8 7 6 5 4 3 2 1
22 21 20 19 18 17 16 15 14 13 12

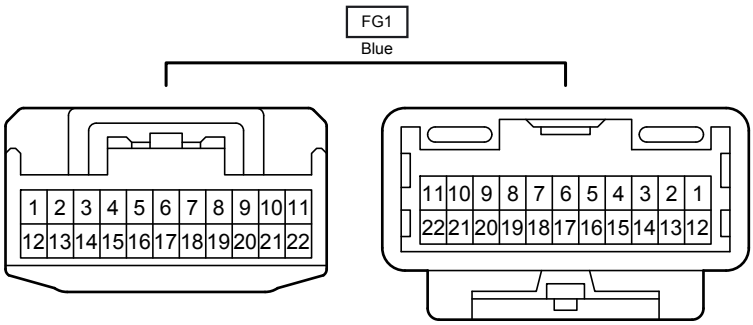
FG1
Blue
1 2 3 4 5 6 7 8 9 10 11
12 13 14 15 16 17 18 19 20 21 22
11 10 9 8 7 6 5 4 3 2 1
22 21 20 19 18 17 16 15 14 13 12

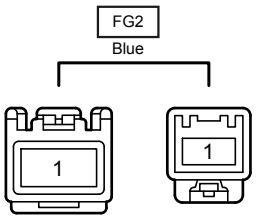
FG2
Blue
1
1

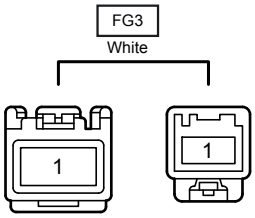
FG3
White
1
1

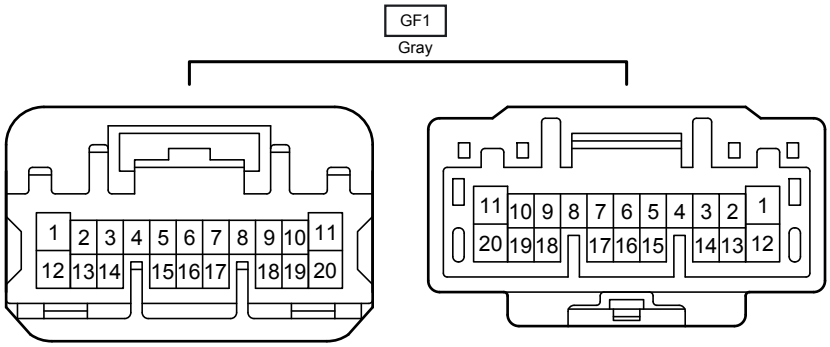
GF1
Gray
1 2 3 4 5 6 7 8 9 10 11
12 13 14 15 16 17 18 19 20
11 10 9 8 7 6 5 4 3 2 1
20 19 18 17 16 15 14 13 12

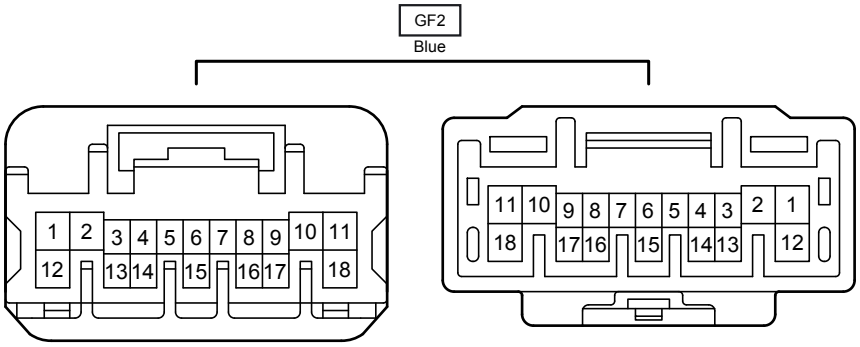
GF2
Blue
1 2 3 4 5 6 7 8 9 10 11
12 13 14 15 16 17 18
11 10 9 8 7 6 5 4 3 2 1
18 17 16 15 14 13 12

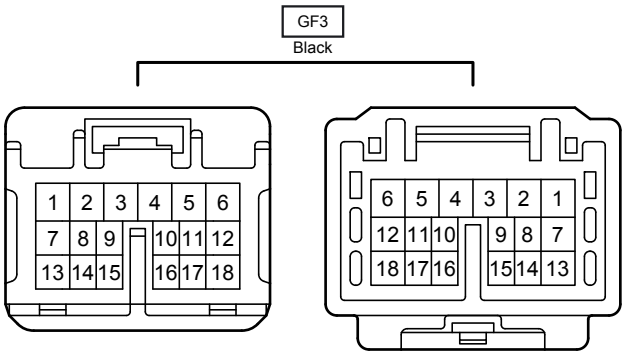
GF3
Black
1 2 3 4 5 6
7 8 9 10 11 12
13 14 15 16 17 18
6 5 4 3 2 1
12 11 10 9 8 7
18 17 16 15 14 13

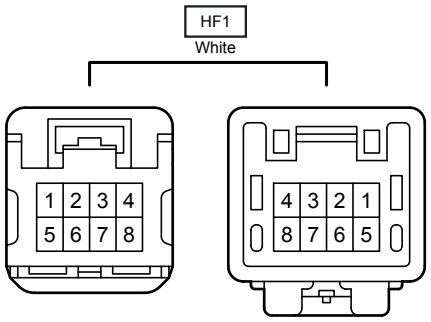
HF1
White
1 2 3 4
5 6 7 8
4 3 2 1
8 7 6 5

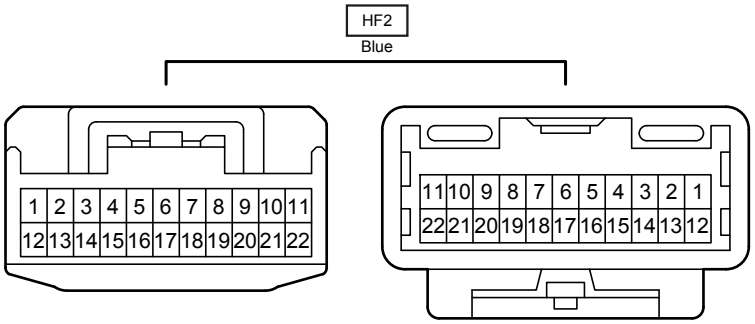
HF2
Blue
1 2 3 4 5 6 7 8 9 10 11
12 13 14 15 16 17 18 19 20 21 22
11 10 9 8 7 6 5 4 3 2 1
22 21 20 19 18 17 16 15 14 13 12

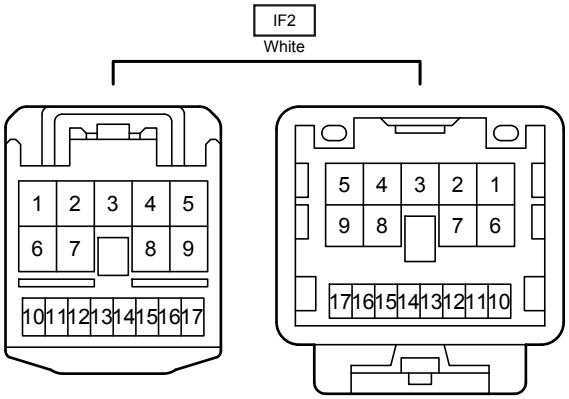
IF2
White
1 2 3 4 5
6 7 8 9
10 11 12 13 14 15 16 17
5 4 3 2 1
9 8 7 6
17 16 15 14 13 12 11 10

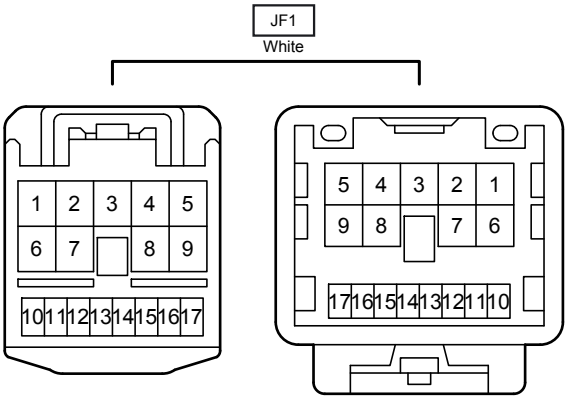
JF1
White
1 2 3 4 5
6 7 8 9
10 11 12 13 14 15 16 17
5 4 3 2 1
9 8 7 6
17 16 15 14 13 12 11 10

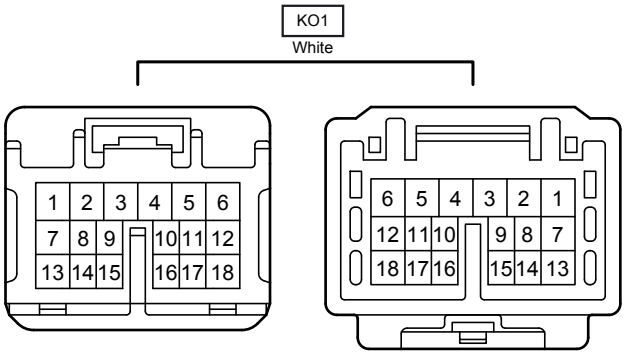
KO1
White
1 2 3 4 5 6
7 8 9 10 11 12
13 14 15 16 17 18
6 5 4 3 2 1
12 11 10 9 8 7
18 17 16 15 14 13

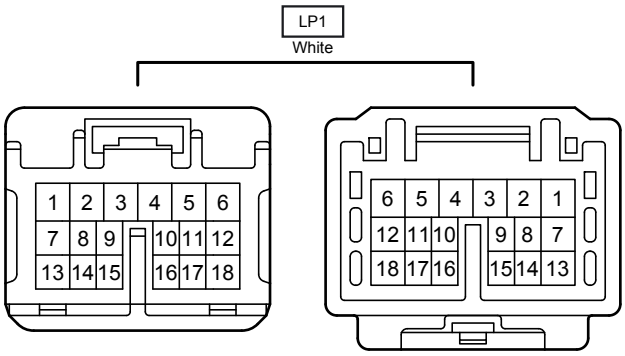
LP1
White
1 2 3 4 5 6
7 8 9 10 11 12
13 14 15 16 17 18
6 5 4 3 2 1
12 11 10 9 8 7
18 17 16 15 14 13

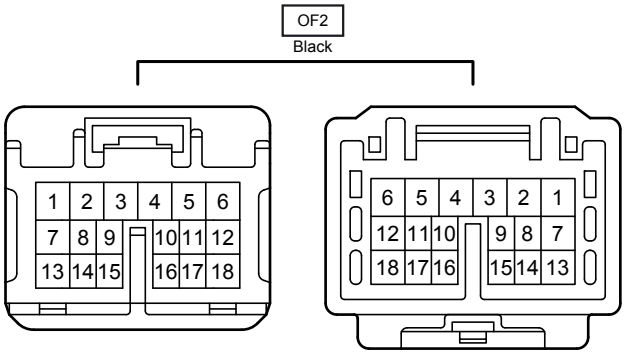
OF2
Black
1 2 3 4 5 6
7 8 9 10 11 12
13 14 15 16 17 18
6 5 4 3 2 1
12 11 10 9 8 7
18 17 16 15 14 13

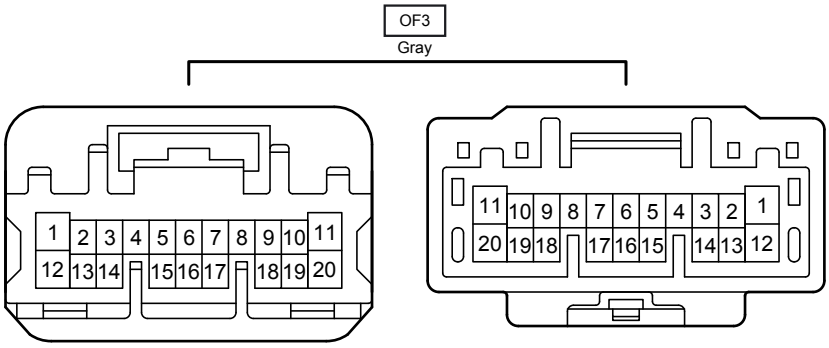
OF3
Gray
1 2 3 4 5 6 7 8 9 10 11
12 13 14 15 16 17 18 19 20
11 10 9 8 7 6 5 4 3 2 1
20 19 18 17 16 15 14 13 12

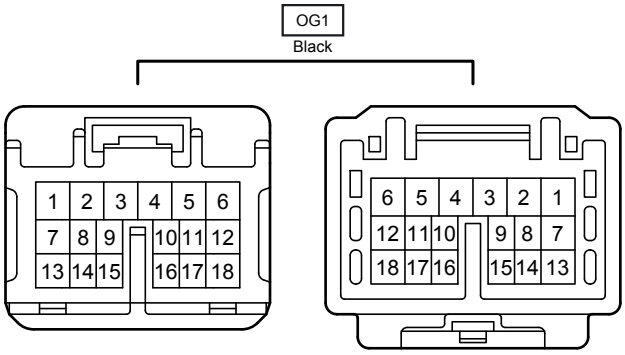
OG1
Black
1 2 3 4 5 6
7 8 9 10 11 12
13 14 15 16 17 18
6 5 4 3 2 1
12 11 10 9 8 7
18 17 16 15 14 13

OG2
Gray

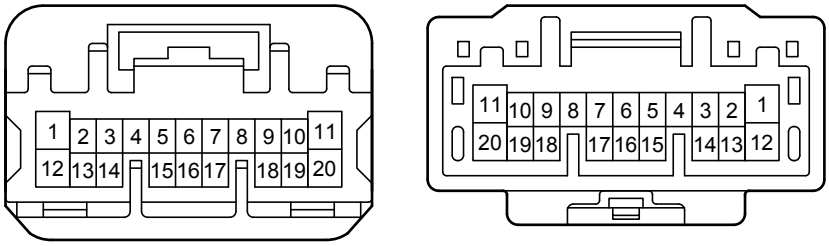


OG3
White

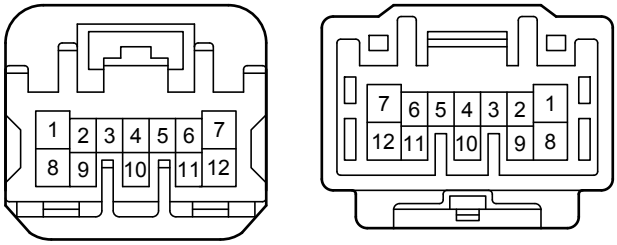


OP2
White

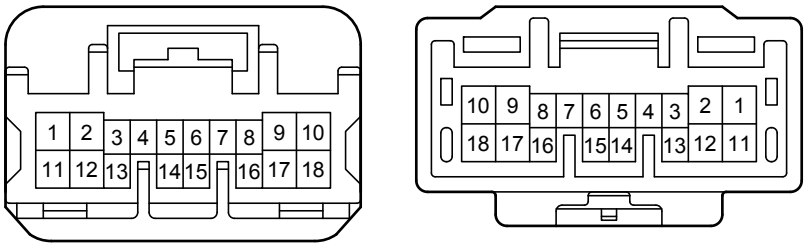


OP3
Blue

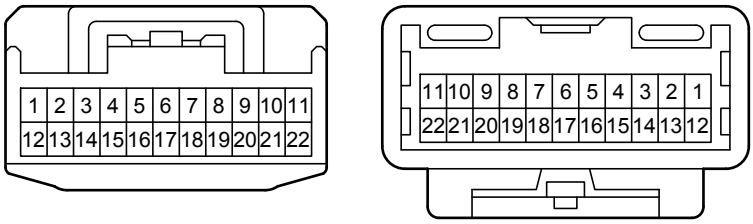


OZ3
White

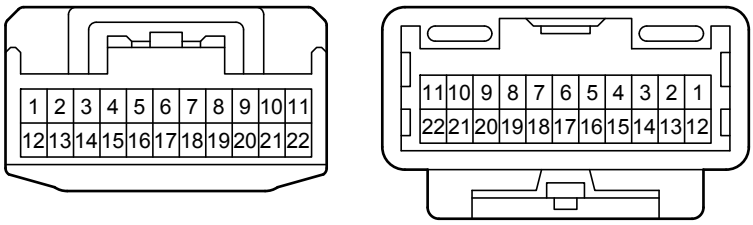

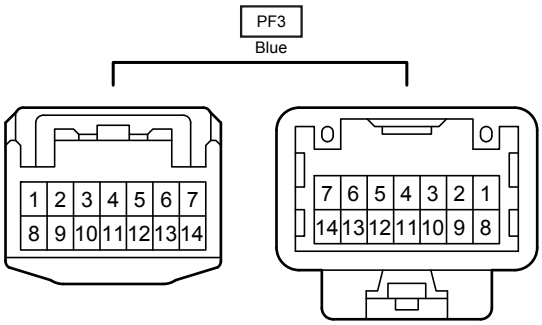
PF3
Blue
1 2 3 4 5 6 7
8 9 10 11 12 13 14
7 6 5 4 3 2 1
14 13 12 11 10 9 8

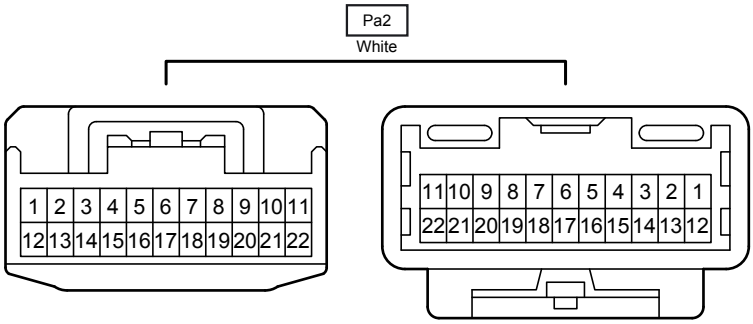
Pa2
White
1 2 3 4 5 6 7 8 9 10 11
12 13 14 15 16 17 18 19 20 21 22
11 10 9 8 7 6 5 4 3 2 1
22 21 20 19 18 17 16 15 14 13 12

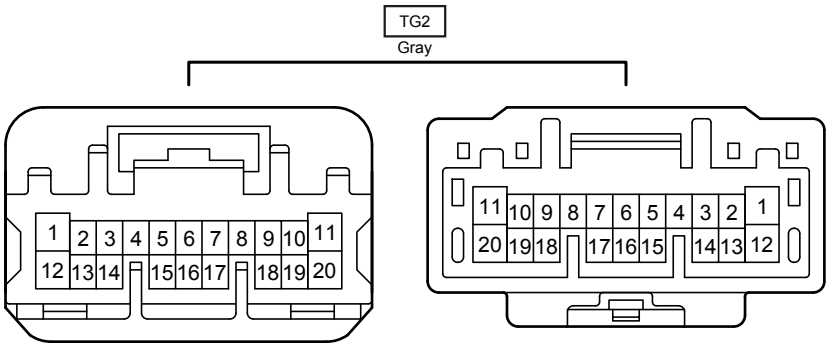
TG2
Gray
1 2 3 4 5 6 7 8 9 10 11
12 13 14 15 16 17 18 19 20
11 10 9 8 7 6 5 4 3 2 1
20 19 18 17 16 15 14 13 12

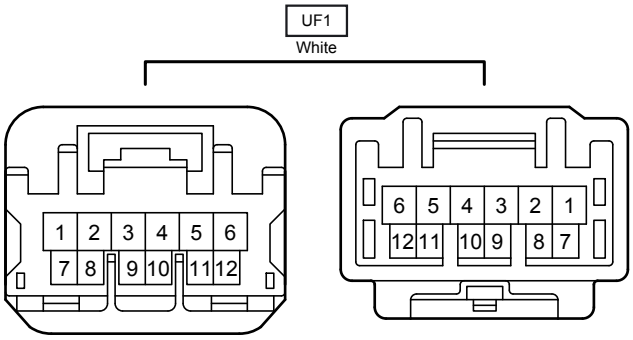
UF1
White
1 2 3 4 5 6
7 8 9 10 11 12
6 5 4 3 2 1
12 11 10 9 8 7

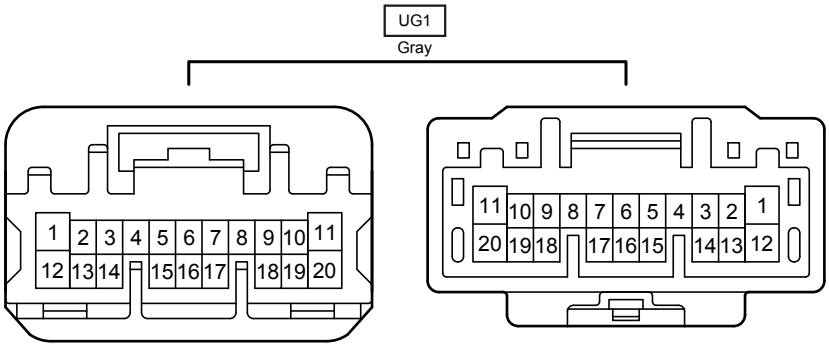
UG1
Gray
1 2 3 4 5 6 7 8 9 10 11
12 13 14 15 16 17 18 19 20
11 10 9 8 7 6 5 4 3 2 1
20 19 18 17 16 15 14 13 12

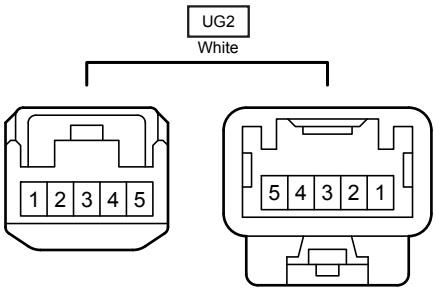
UG2
White
1 2 3 4 5
5 4 3 2 1