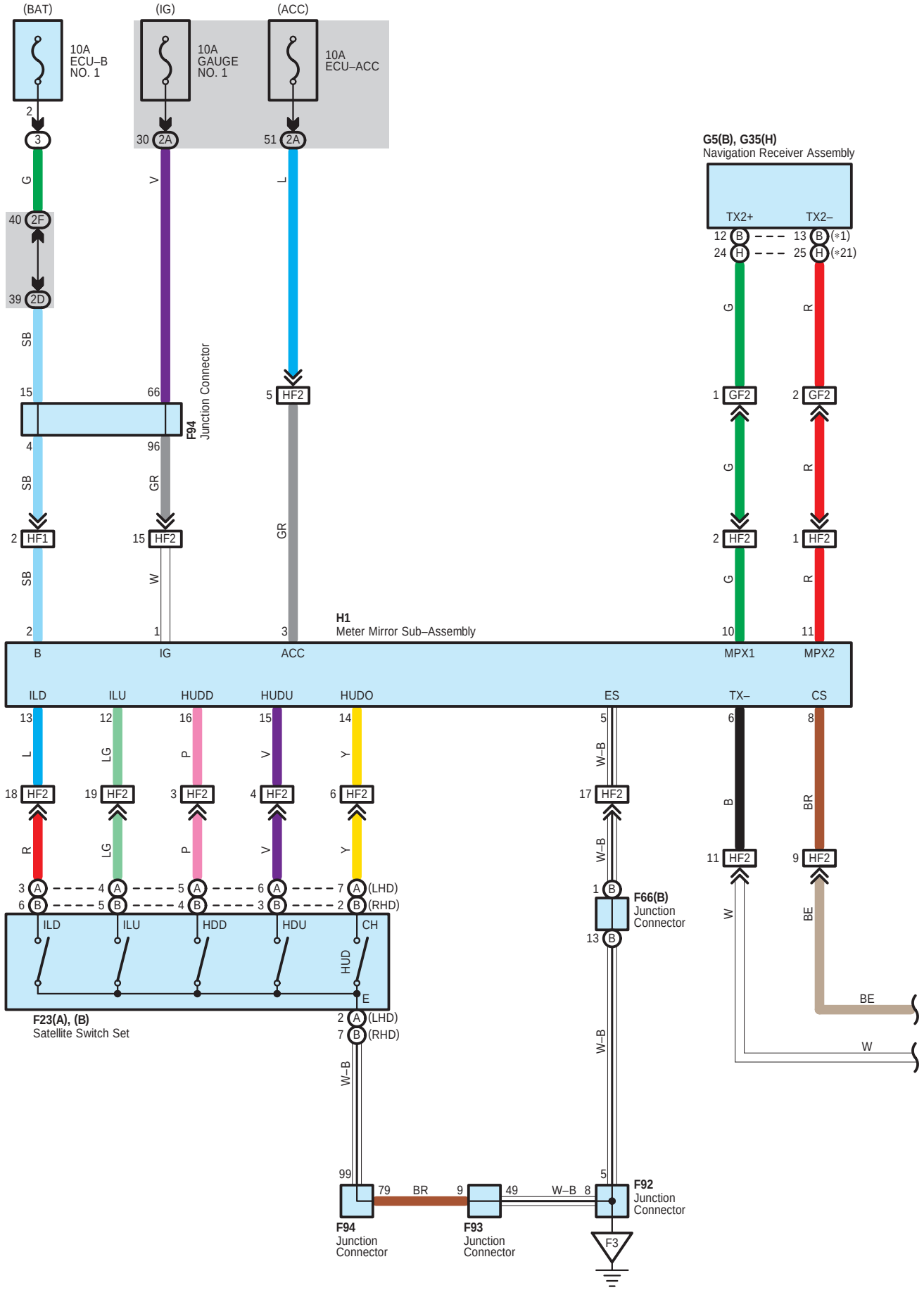
(BAT)
(IG)
(ACC)
10A ECU–B NO. 1
10A GAUGE NO. 1
10A ECU–ACC
G5(B), G35(H)
Navigation Receiver Assembly
TX2+
TX2–
F94 Junction Connector
H1
Meter Mirror Sub–Assembly
B
IG
ACC
MPX1
MPX2
ILD
ILU
HUDD
HUDU
HUDO
ES
TX–
CS
F23(A), (B)
Satellite Switch Set
F66(B) Junction Connector
F94 Junction Connector
F93 Junction Connector
F92 Junction Connector
F3

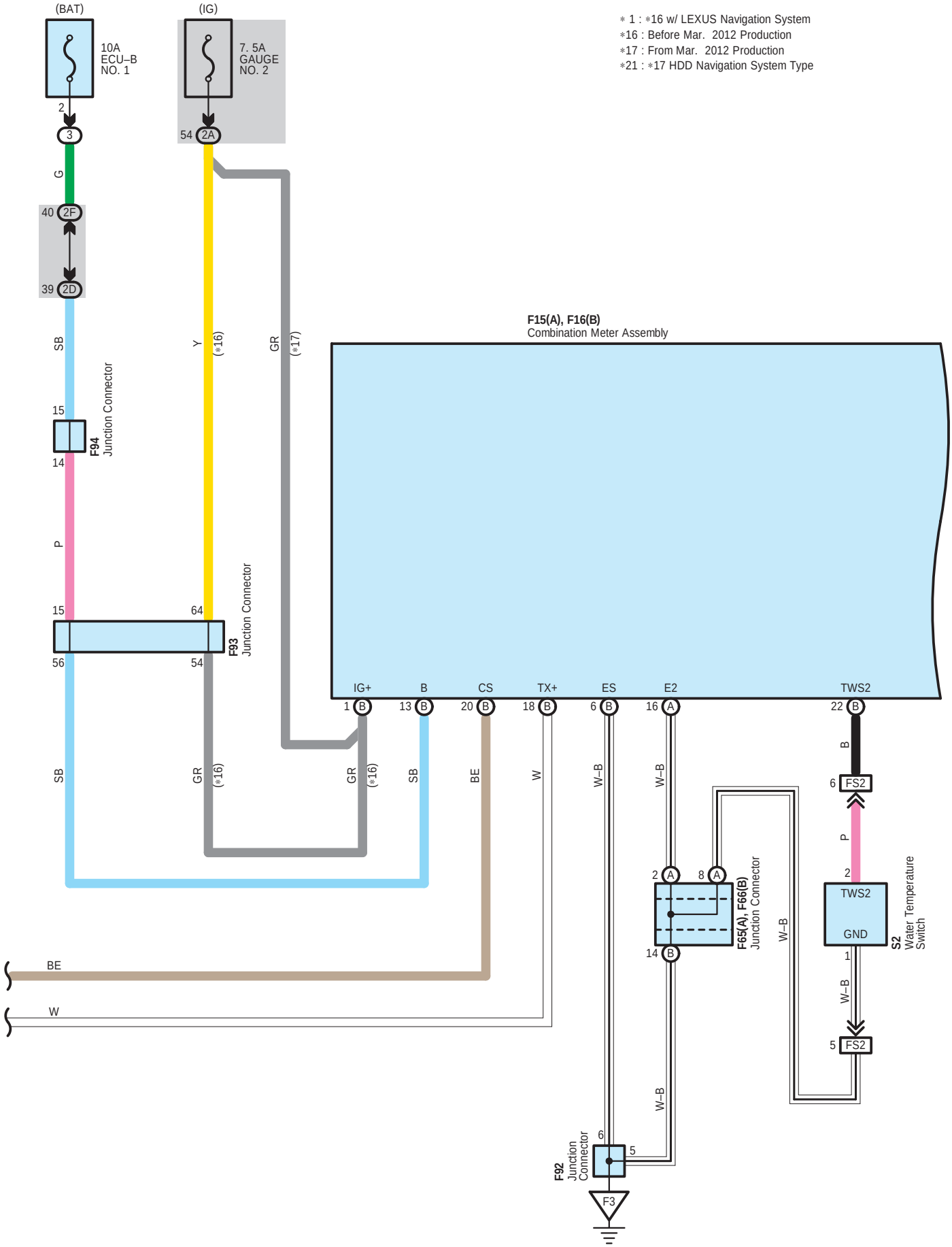
(BAT)
10A
ECU–B
NO. 1
(IG)
7. 5A
GAUGE
NO. 2
∗ 1 : ∗16 w/ LEXUS Navigation System
∗16 : Before Mar. 2012 Production
∗17 : From Mar. 2012 Production
∗21 : ∗17 HDD Navigation System Type
F15(A), F16(B)
Combination Meter Assembly
F94
Junction Connector
F93
Junction Connector
IG+
B
CS
TX+
ES
E2
TWS2
F65(A), F66(B)
Junction Connector
F92
Junction
Connector
F3
S2
Water Temperature
Switch
TWS2
GND
FS2
BE
W

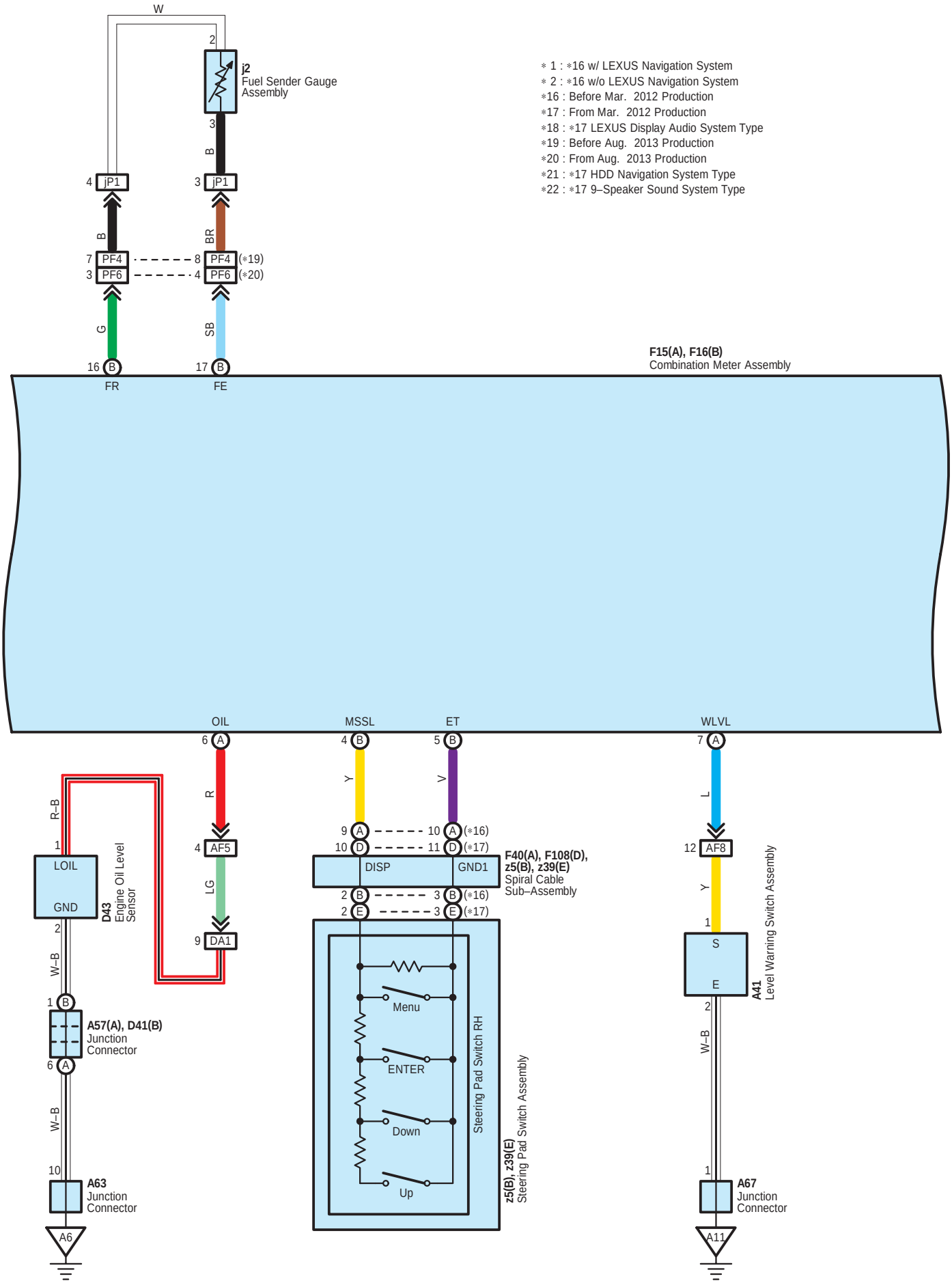

∗ 1 : ∗16 w/ LEXUS Navigation System
∗ 2 : ∗16 w/o LEXUS Navigation System
∗16 : Before Mar. 2012 Production
∗17 : From Mar. 2012 Production
∗18 : ∗17 LEXUS Display Audio System Type
∗19 : Before Aug. 2013 Production
∗20 : From Aug. 2013 Production
∗21 : ∗17 HDD Navigation System Type
∗22 : ∗17 9–Speaker Sound System Type

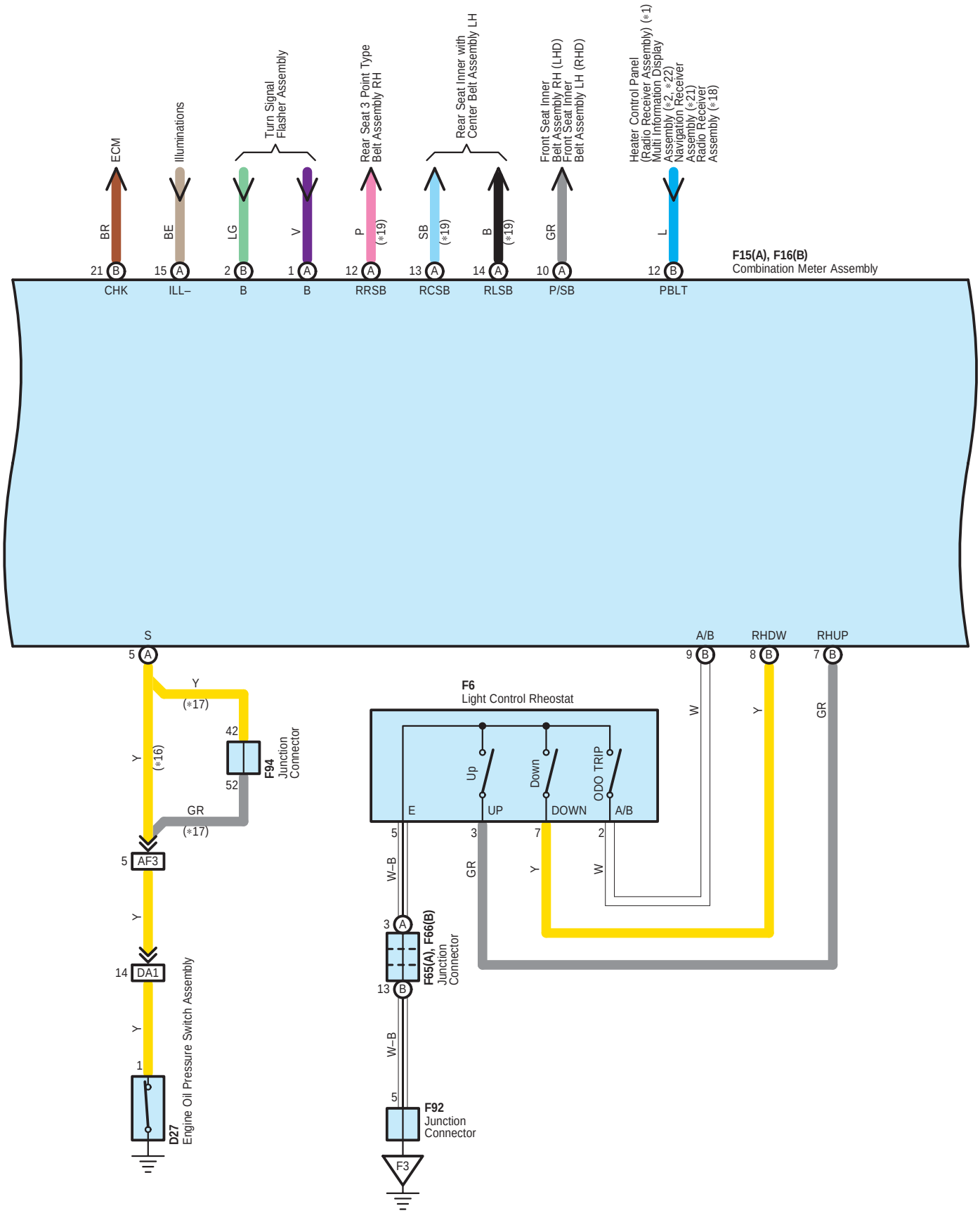
ECM
Illuminations
Turn Signal Flasher Assembly
Rear Seat 3 Point Type Belt Assembly RH
Rear Seat Inner with Center Belt Assembly LH
Front Seat Inner Belt Assembly RH (LHD) Front Seat Inner Belt Assembly LH (RHD)
Heater Control Panel (Radio Receiver Assembly) (*1) Multi Information Display Assembly (*2, *22) Navigation Receiver Assembly (*21) Radio Receiver Assembly (*18)
BR
BE
LG
V
P
(*19)
SB
(*19)
B
(*19)
GR
L
21 B CHK
15 A ILL–
2 B B
1 A B
12 A RRSB
13 A RCSB
14 A RLSB
10 A P/SB
12 B PBLT
F15(A), F16(B)
Combination Meter Assembly
S
5 A
A/B
RHDW
RHUP
9 B
8 B
7 B
Y
(*17)
42
52
F94
Junction Connector
Y
(*16)
GR
(*17)
5 AF3
Y
14 DA1
Y
1
D27
Engine Oil Pressure Switch Assembly
F6
Light Control Rheostat
Up
Down
ODO TRIP
E
UP
DOWN
A/B
5
3
7
2
W–B
GR
Y
W
W
Y
GR
3 A
13 B
F65(A), F66(B)
Junction Connector
W–B
5
F92
Junction Connector
F3

∗ 1 : ∗16 w/ LEXUS Navigation System
∗ 2 : ∗16 w/o LEXUS Navigation System
∗ 4 : LHD, RHD Light Control Switch LH Side Type
∗ 5 : RHD Light Control Switch RH Side Type
∗16 : Before Mar. 2012 Production
∗17 : From Mar. 2012 Production
∗18 : ∗17 LEXUS Display Audio System Type
∗19 : Before Aug. 2013 Production
∗20 : From Aug. 2013 Production
∗21 : ∗17 HDD Navigation System Type
∗22 : ∗17 9–Speaker Sound System Type

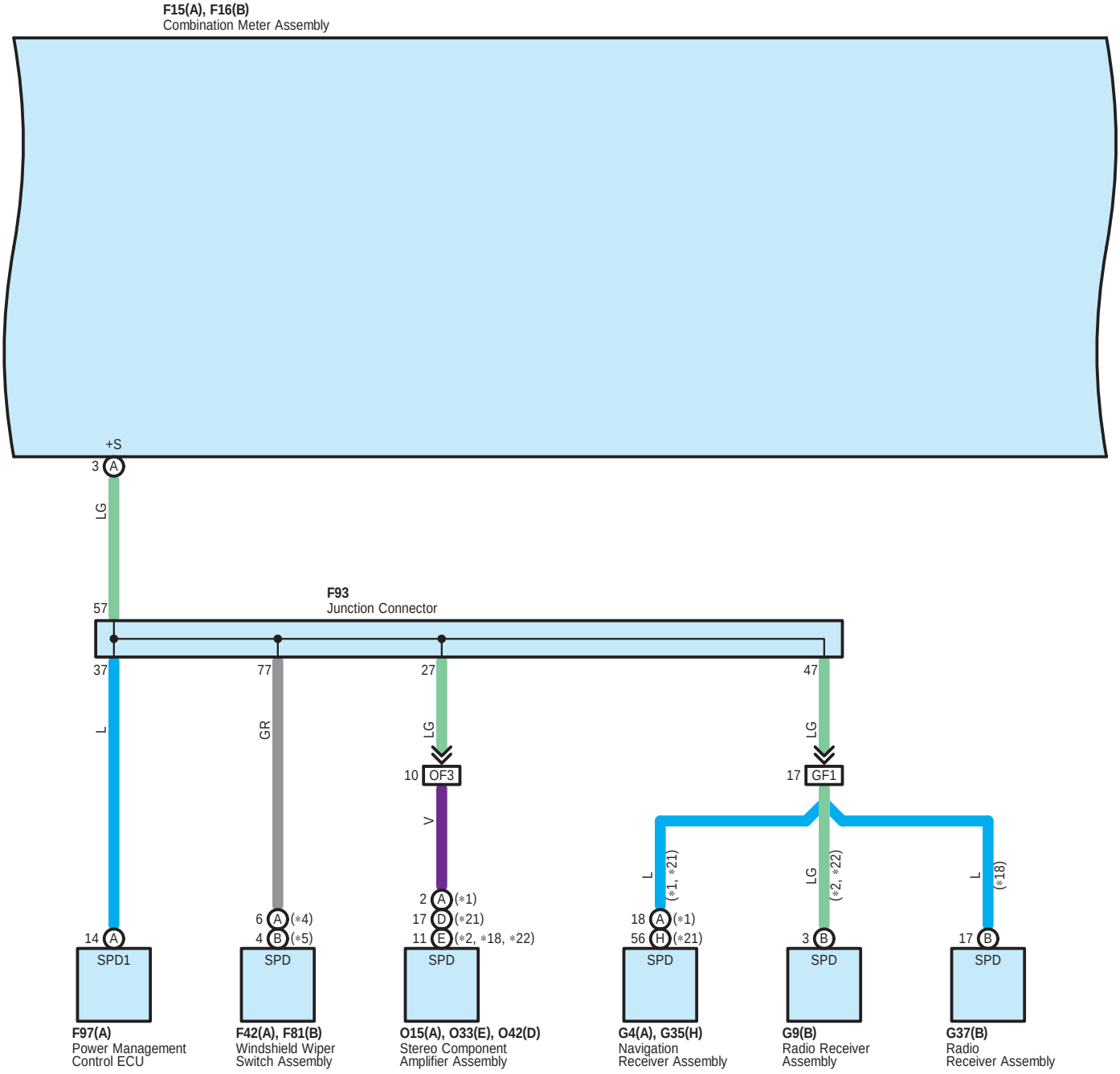

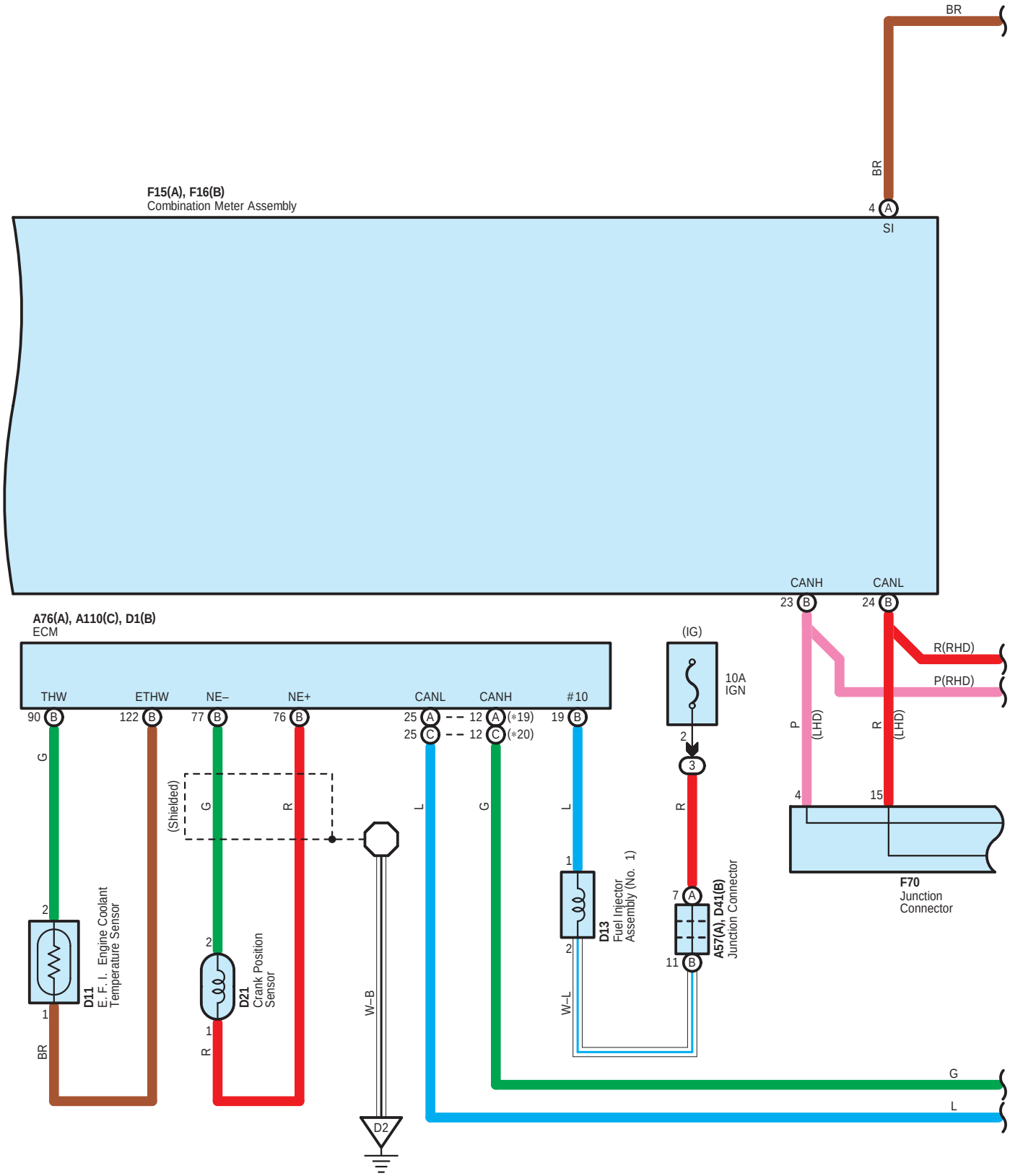
BR
BR
4 A
SI
F15(A), F16(B)
Combination Meter Assembly
CANH
CANL
23 B
24 B
R(RHD)
P(RHD)
A76(A), A110(C), D1(B)
ECM
(IG)
10A
IGN
THW
ETHW
NE–
NE+
CANL
CANH
#10
90 B
122 B
77 B
76 B
25 A
12 A (*19)
25 C
12 C (*20)
19 B
G
(Shielded)
G
R
L
G
L
R
P
(LHD)
R
(LHD)
4
15
F70
Junction
Connector
2
D11
E. F. I. Engine Coolant
Temperature Sensor
1
BR
2
D21
Crank Position
Sensor
1
R
W–B
D2
1
D13
Fuel Injector
Assembly (No. 1)
2
W–L
7 A
A57(A), D41(B)
Junction Connector
11 B
G
L

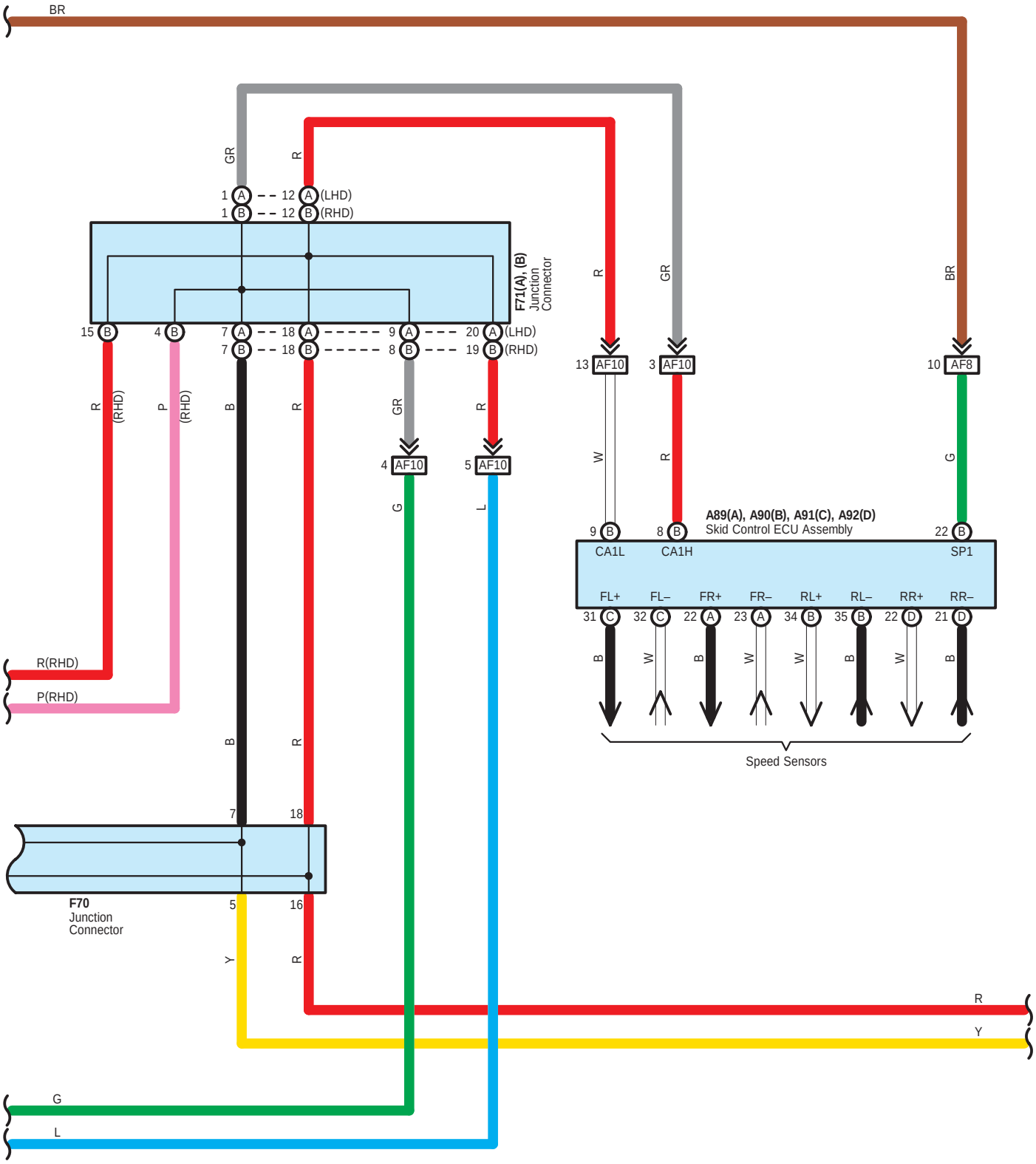
BR
GR
R
1 A
1 B
12 A (LHD)
12 B (RHD)
F71(A), (B)
Junction
Connector
15 B
4 B
7 A
7 B
18 A
18 B
9 A
8 B
20 A (LHD)
19 B (RHD)
R (RHD)
P (RHD)
B
R
GR
R
4 AF10
5 AF10
G
L
13 AF10
3 AF10
10 AF8
W
R
G
A89(A), A90(B), A91(C), A92(D)
Skid Control ECU Assembly
9 B
8 B
22 B
CA1L
CA1H
SP1
FL+
FL–
FR+
FR–
RL+
RL–
RR+
RR–
31 C
32 C
22 A
23 A
34 B
35 B
22 D
21 D
B
W
B
W
W
B
W
B
Speed Sensors
R(RHD)
P(RHD)
B
R
7
18
F70
Junction
Connector
5
16
Y
R
R
Y
G
L

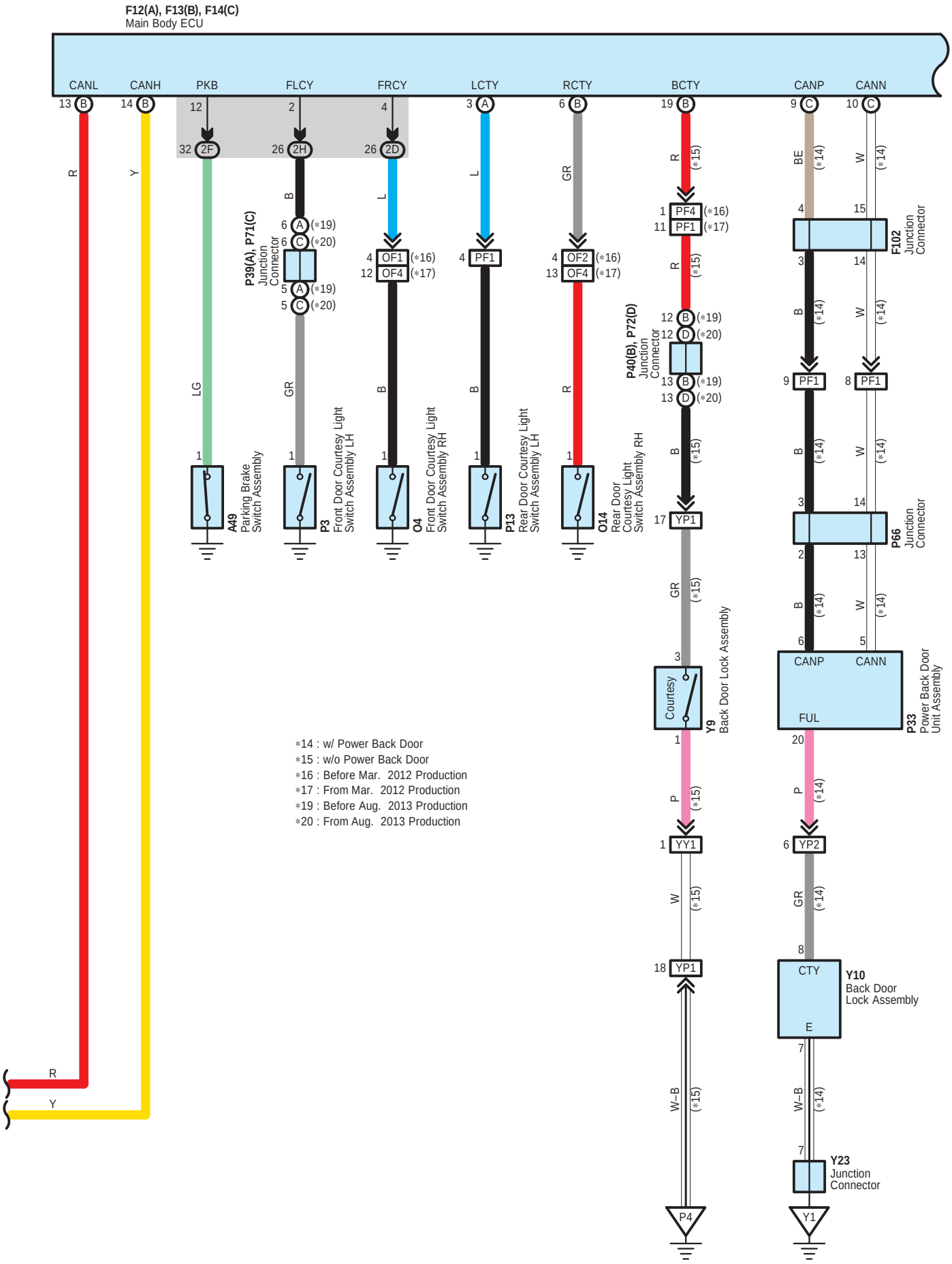
F12(A), F13(B), F14(C)
Main Body ECU
CANL
CANH
PKB
FLCY
FRCY
LCTY
RCTY
BCTY
CANP
CANN
P39(A), P71(C)
Junction
Connector
P40(B), P72(D)
Junction
Connector
F102
Junction
Connector
P66
Junction
Connector
A49
Parking Brake
Switch Assembly
P3
Front Door Courtesy Light
Switch Assembly LH
O4
Front Door Courtesy Light
Switch Assembly RH
P13
Rear Door Courtesy Light
Switch Assembly LH
O14
Rear Door
Courtesy Light
Switch Assembly RH
Y9
Back Door Lock Assembly
Courtesy
P33
Power Back Door
Unit Assembly
FUL
Y10
Back Door
Lock Assembly
CTY
E
Y23
Junction
Connector
P4
Y1
∗14 : w/ Power Back Door
∗15 : w/o Power Back Door
∗16 : Before Mar. 2012 Production
∗17 : From Mar. 2012 Production
∗19 : Before Aug. 2013 Production
∗20 : From Aug. 2013 Production

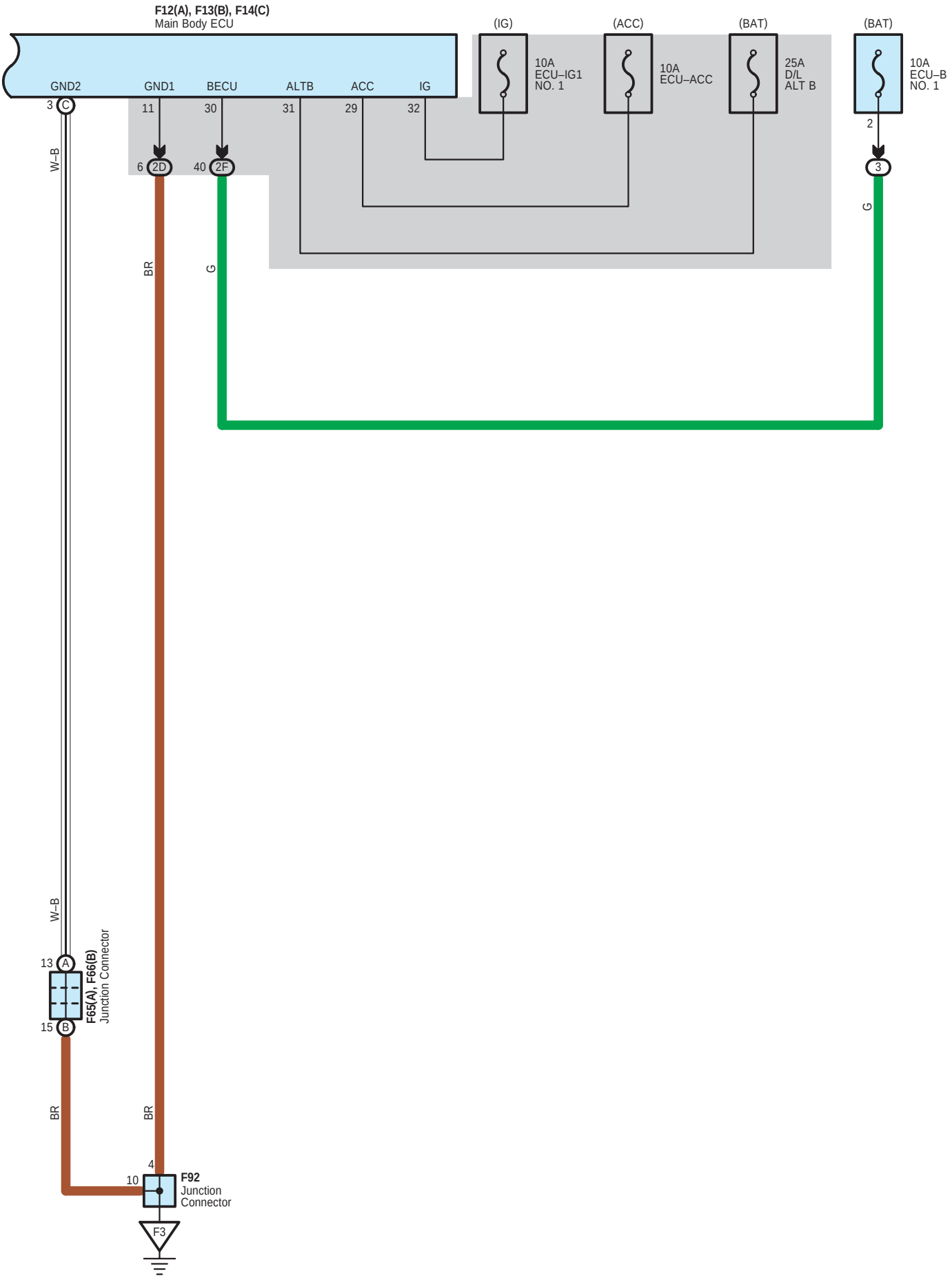
F12(A), F13(B), F14(C)
Main Body ECU
GND2
GND1
BECU
ALTB
ACC
IG
(IG)
(ACC)
(BAT)
(BAT)
10A
ECU–IG1
NO. 1
10A
ECU–ACC
25A
D/L
ALT B
10A
ECU–B
NO. 1
3 C
11
30
31
29
32
2
6 2D
40 2F
3
W–B
BR
G
G
W–B
13 A
15 B
F65(A), F66(B)
Junction Connector
BR
BR
4
10
F92
Junction
Connector
F3

A 41
Black



A 49
Black

A 57
Black



A 63
White

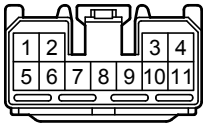

A 67
Gray

A 76
Black

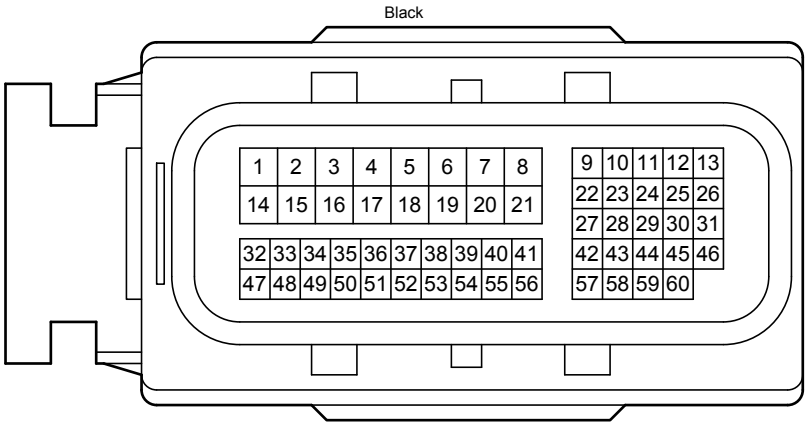

A 89
White

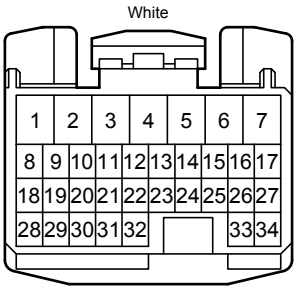

A 90
White

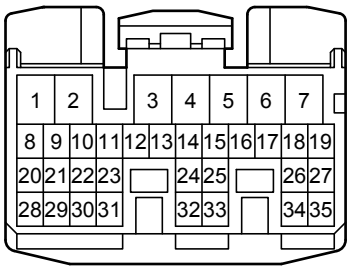

A 91
White

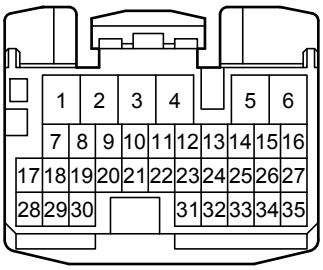

A 92
White

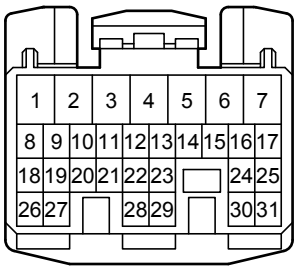

A110
Black

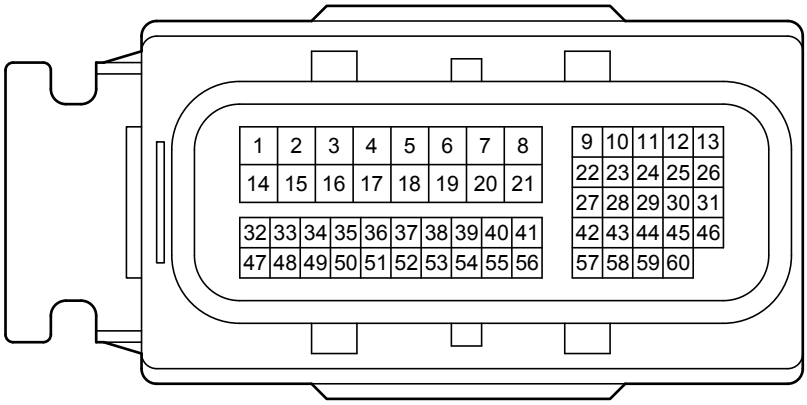

D 1
Black

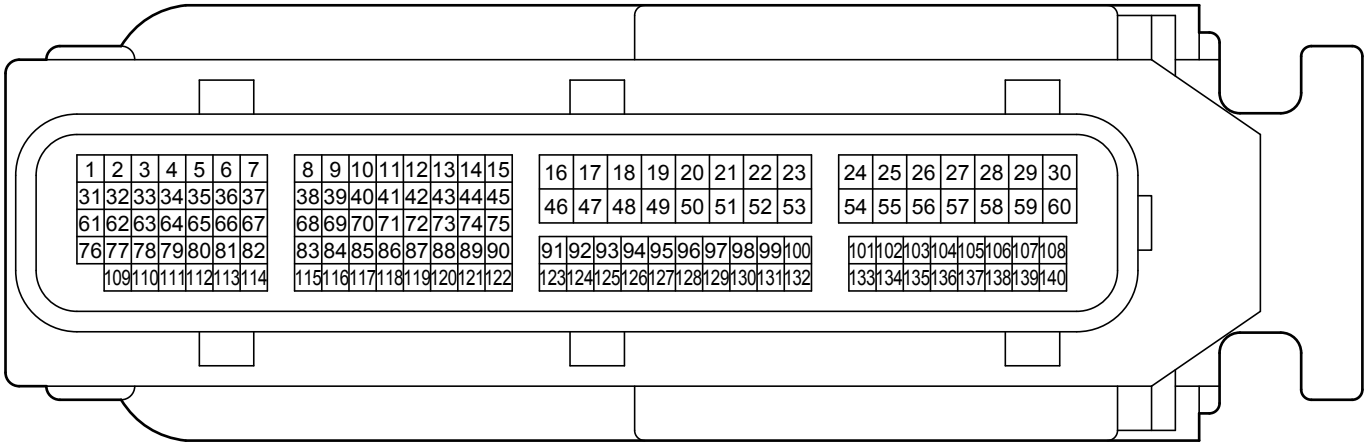

D 11
Gray

D 13
Gray

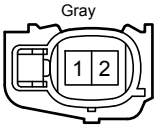

D 21
Black



D 27
Gray

D 41
Black



D 43
Gray

F 6
White



F 12
White

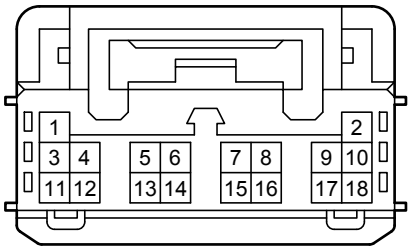

F 13
Black

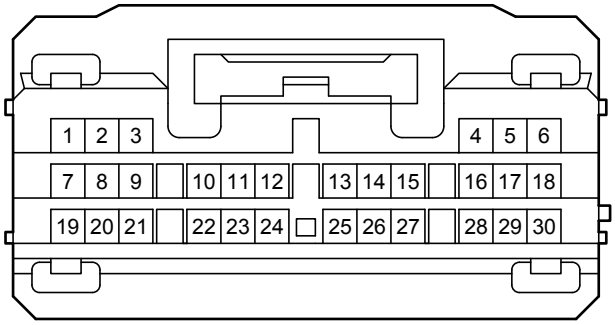

F 14
White

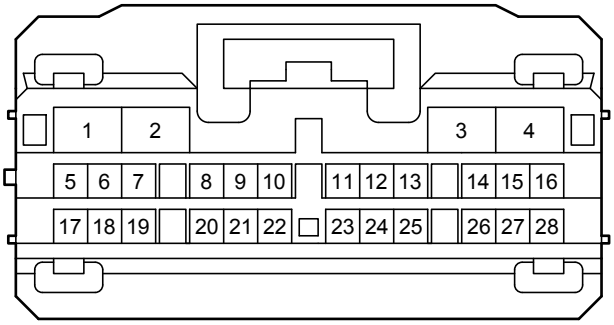

F 15
Black

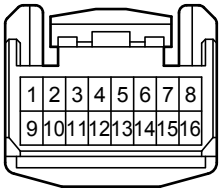

F 16
Black

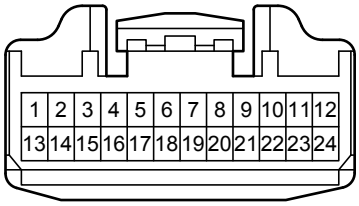

F 23
White

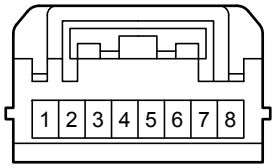

F 40
Black



F 42
White

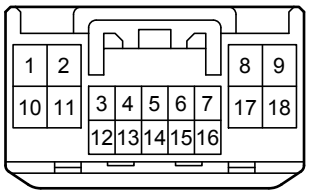

F 65
White

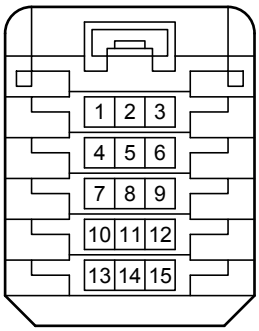

F 66
White

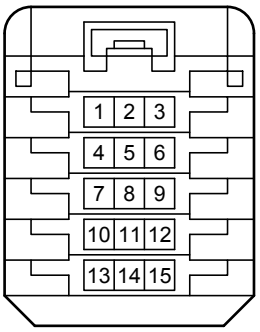

F 70
Blue

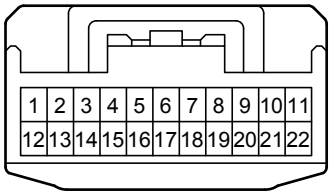

F 71
Blue

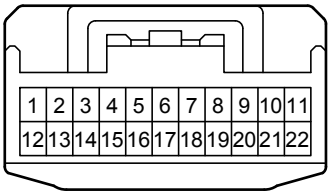

F 81
White

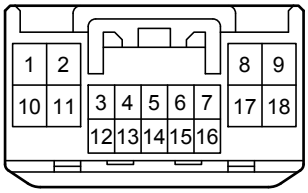

F 92
White

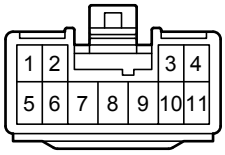

F 93
White

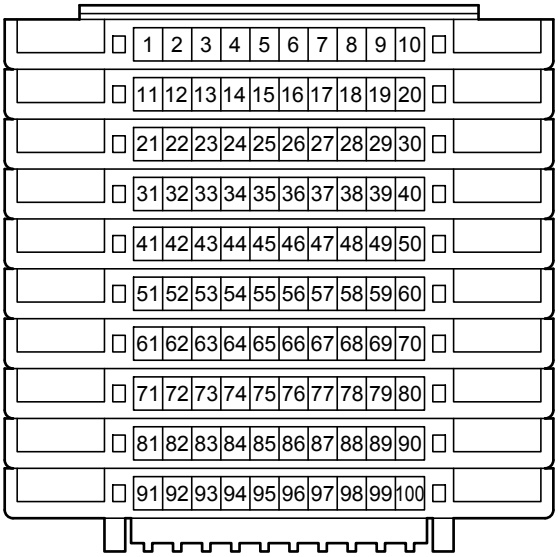

F 94
White

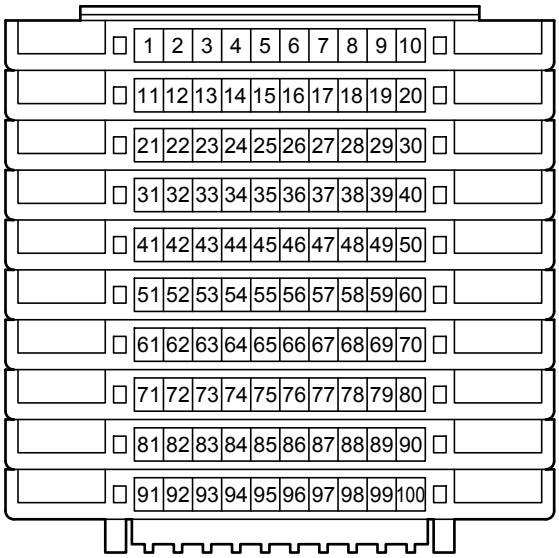

F 97
Gray

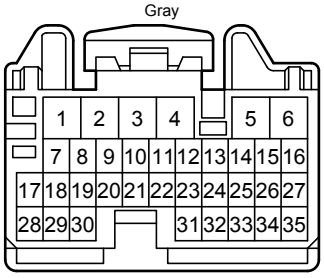

F102
White

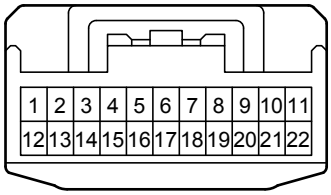

F108
Black

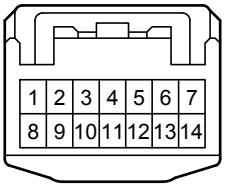

G 4
Black

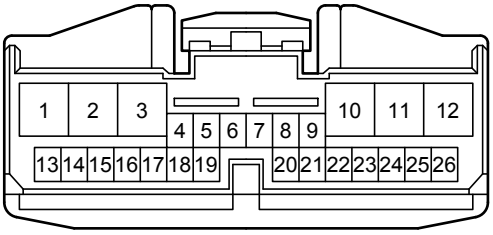

G 5
White

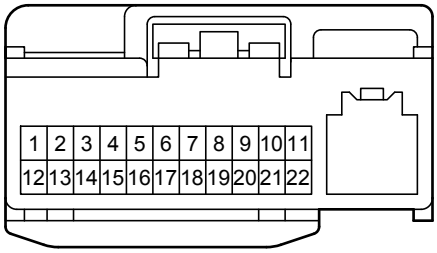

G 9
White

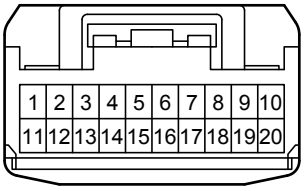

G 35
White

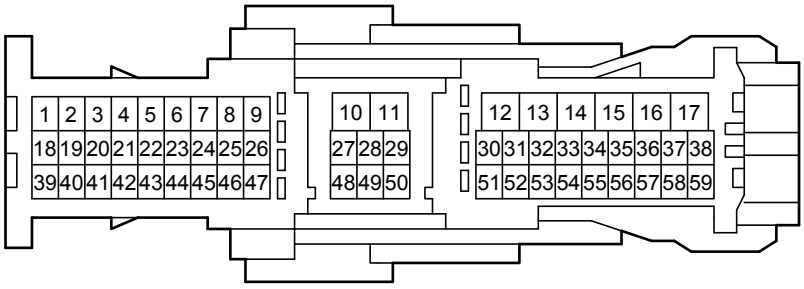

G 37
White

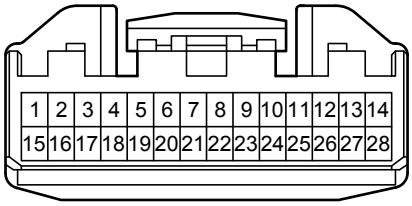

H 1
White

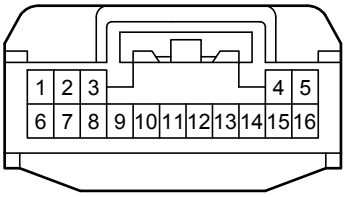

O 4
White

O 14
White

O 15
White



O 33
White

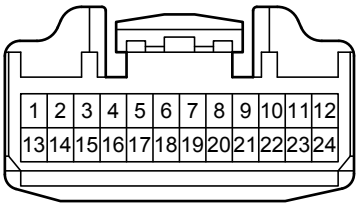

O 42
White

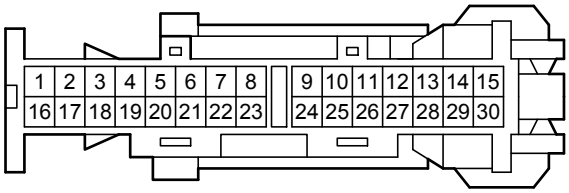

P 3
White

P 13
White

P 33
White

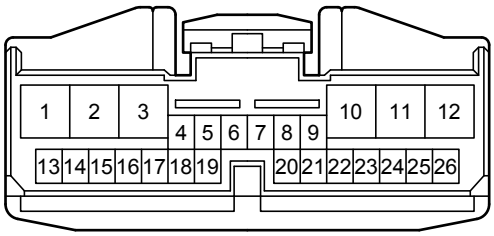

P 39
Blue

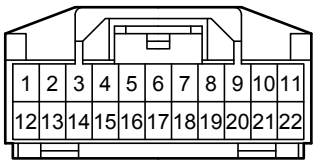

P 40
Blue

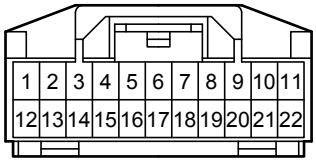

P 66
White

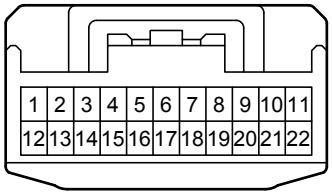

P 71
Blue

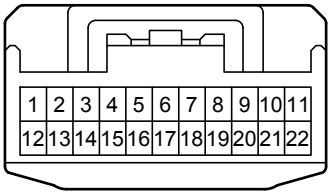

P 72
Blue

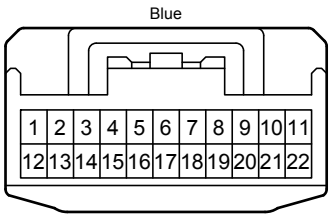

S 2
Gray

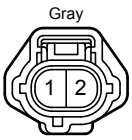

Y 9
Gray

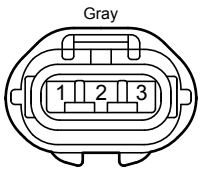

Y 10
White

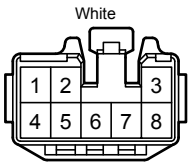

Y 23
White

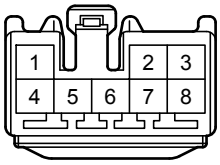

j 2
White

z 5
White

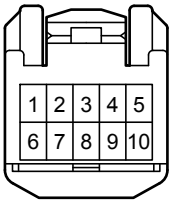

z 39
Black

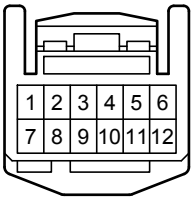

2A
White

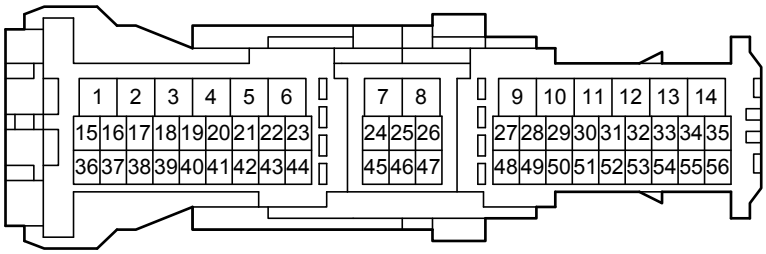

2D
White

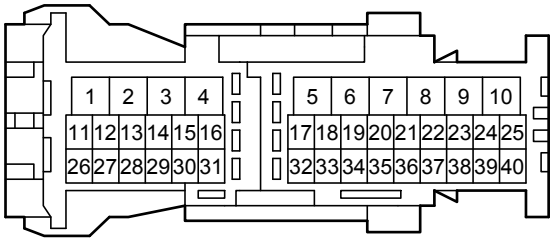

2F
White

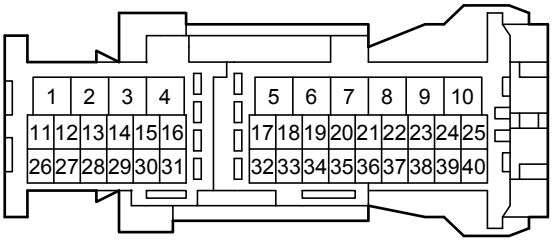

2H
White

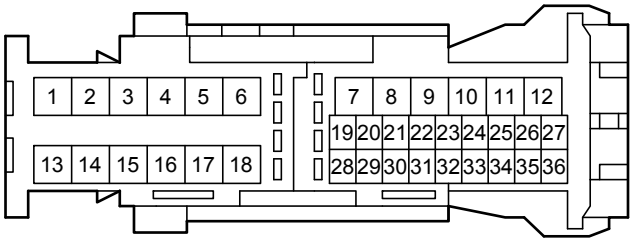

AF3
Blue

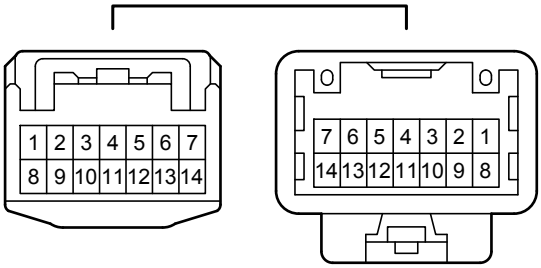

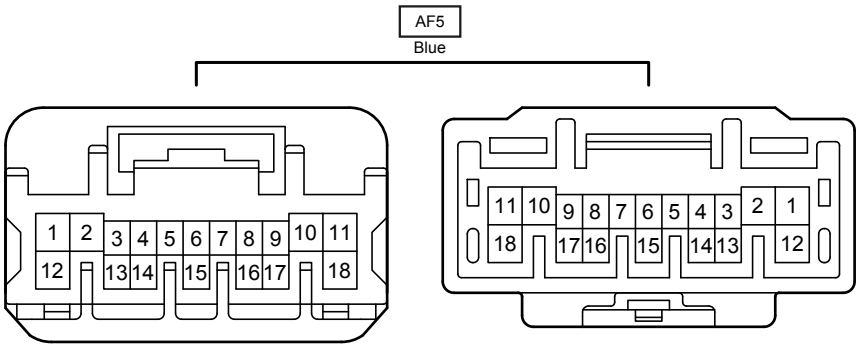
AF5
Blue
1 2 3 4 5 6 7 8 9 10 11
12 13 14 15 16 17 18
11 10 9 8 7 6 5 4 3 2 1
18 17 16 15 14 13 12

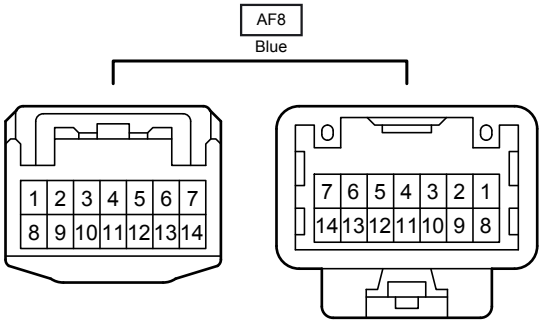
AF8
Blue
1 2 3 4 5 6 7
8 9 10 11 12 13 14
7 6 5 4 3 2 1
14 13 12 11 10 9 8

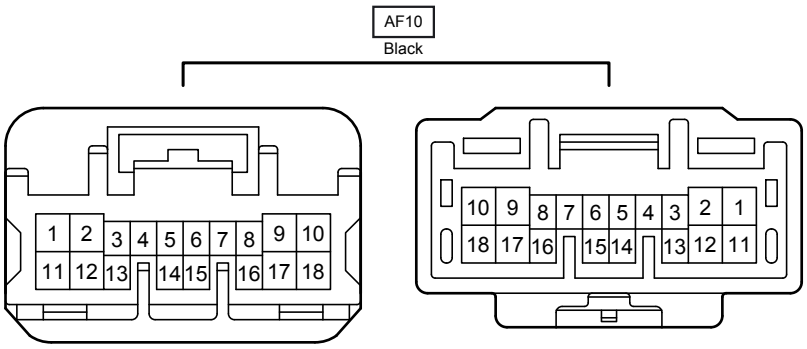
AF10
Black
1 2 3 4 5 6 7 8 9 10
11 12 13 14 15 16 17 18
10 9 8 7 6 5 4 3 2 1
18 17 16 15 14 13 12 11

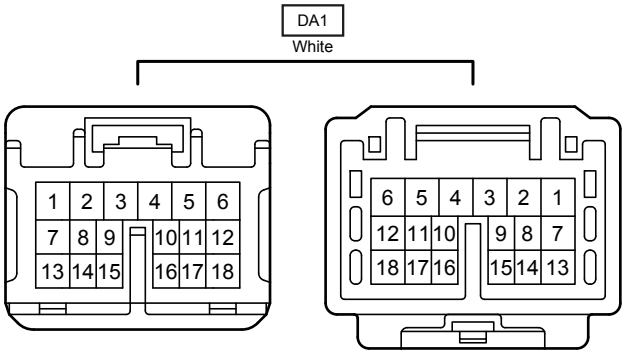
DA1
White
1 2 3 4 5 6
7 8 9 10 11 12
13 14 15 16 17 18
6 5 4 3 2 1
12 11 10 9 8 7
18 17 16 15 14 13

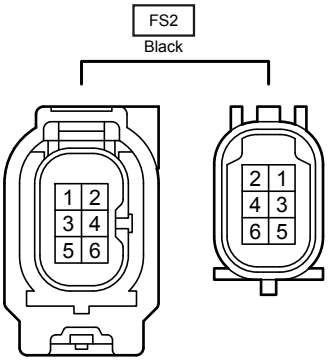
FS2
Black
1 2
3 4
5 6
2 1
4 3
6 5

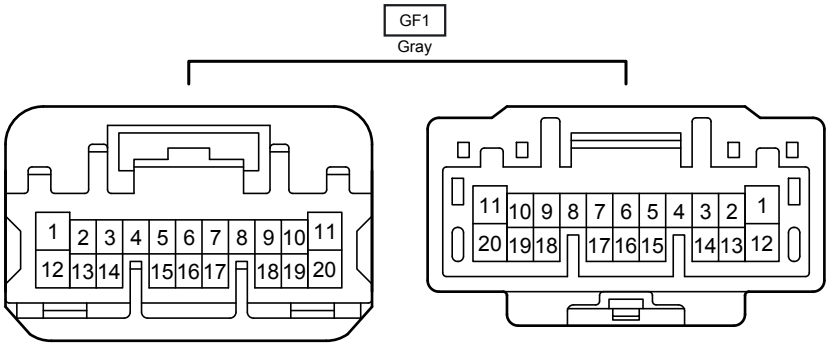
GF1
Gray
1 2 3 4 5 6 7 8 9 10 11
12 13 14 15 16 17 18 19 20
11 10 9 8 7 6 5 4 3 2 1
20 19 18 17 16 15 14 13 12

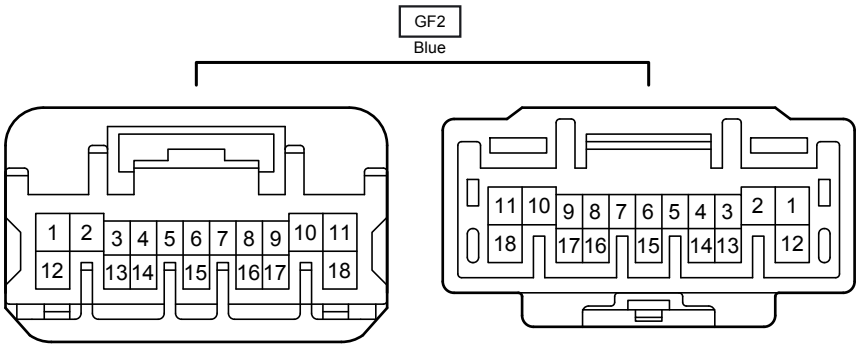
GF2
Blue
1 2 3 4 5 6 7 8 9 10 11
12 13 14 15 16 17 18
11 10 9 8 7 6 5 4 3 2 1
18 17 16 15 14 13 12

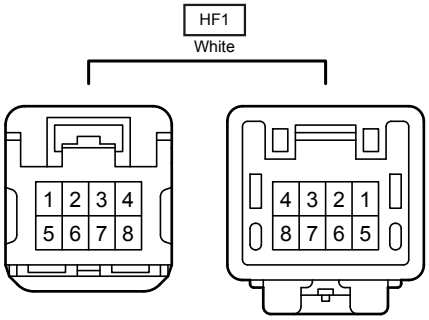
HF1
White
1 2 3 4
5 6 7 8
4 3 2 1
8 7 6 5

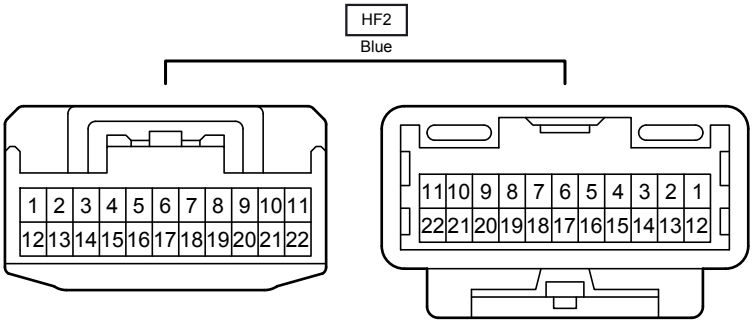
HF2
Blue
1 2 3 4 5 6 7 8 9 10 11
12 13 14 15 16 17 18 19 20 21 22
11 10 9 8 7 6 5 4 3 2 1
22 21 20 19 18 17 16 15 14 13 12

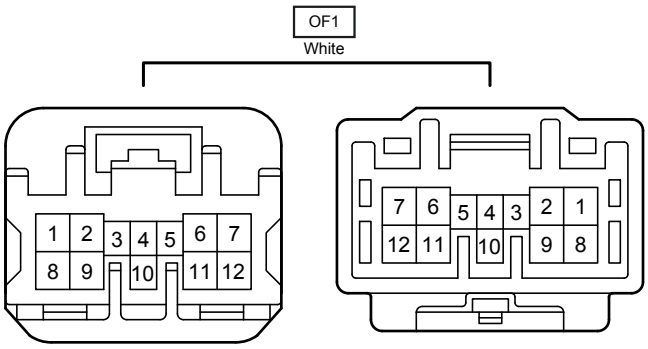
OF1
White
1 2 3 4 5 6 7
8 9 10 11 12
7 6 5 4 3 2 1
12 11 10 9 8

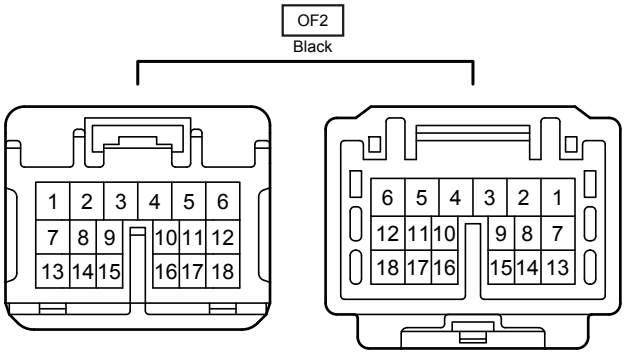
OF2
Black
1 2 3 4 5 6
7 8 9 10 11 12
13 14 15 16 17 18
6 5 4 3 2 1
12 11 10 9 8 7
18 17 16 15 14 13

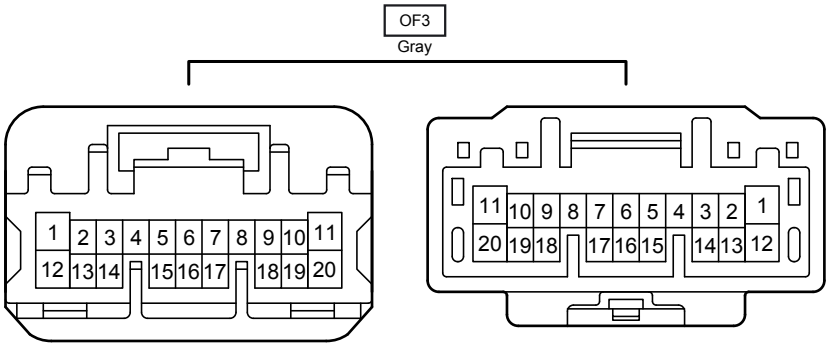
OF3
Gray
1 2 3 4 5 6 7 8 9 10 11
12 13 14 15 16 17 18 19 20
11 10 9 8 7 6 5 4 3 2 1
20 19 18 17 16 15 14 13 12

OF4
Blue

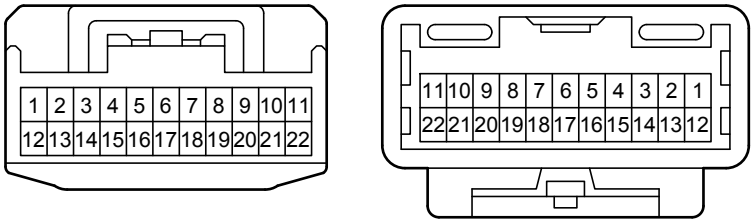

PF1
Black



PF4
Black

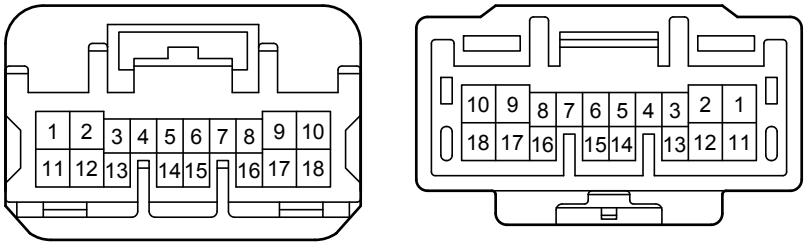

PF6
Black

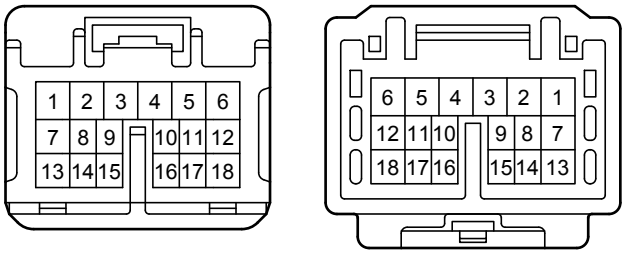

YP1
White

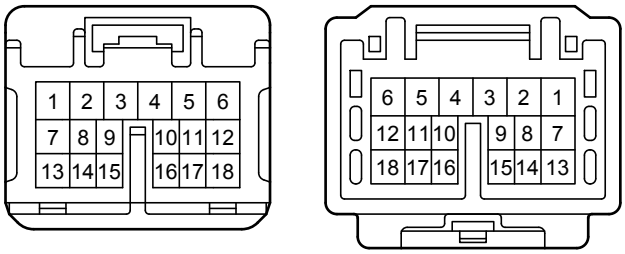

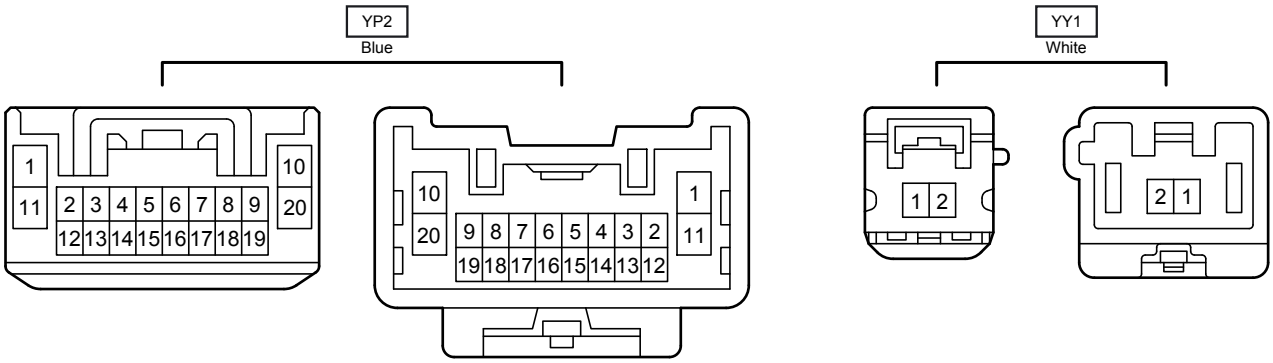
YP2
Blue
1
10
11
2 3 4 5 6 7 8 9
20
12 13 14 15 16 17 18 19
10
1
20
9 8 7 6 5 4 3 2
11
19 18 17 16 15 14 13 12
YY1
White
1 2
2 1

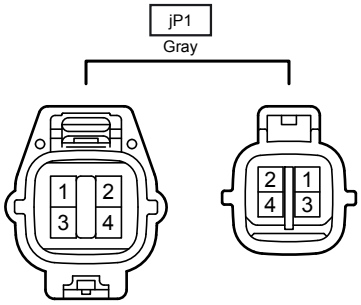
jP1
Gray
1 2
3 4
2 1
4 3