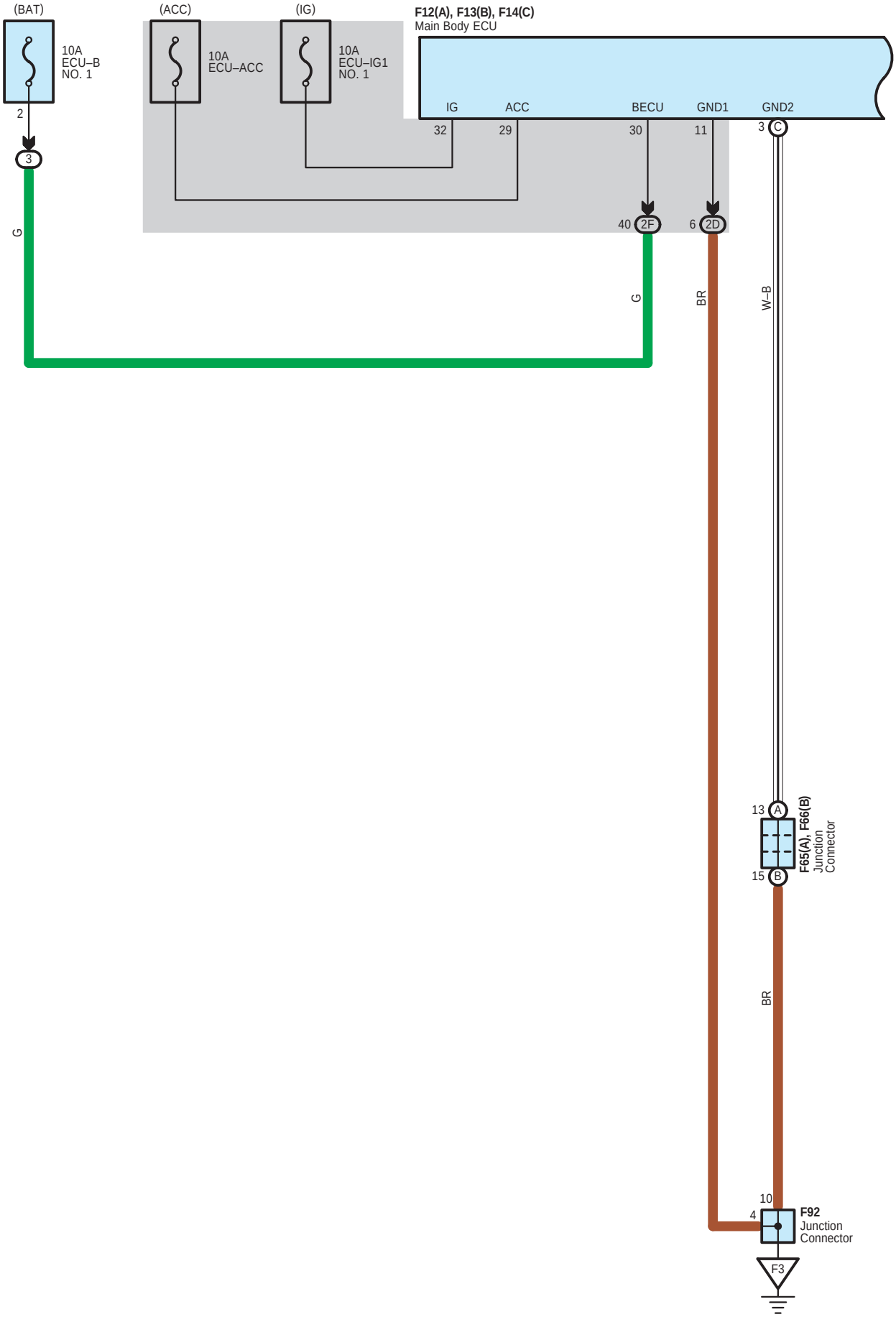
(BAT)
10A
ECU–B
NO. 1
2
3
G
(ACC)
10A
ECU–ACC
(IG)
10A
ECU–IG1
NO. 1
F12(A), F13(B), F14(C)
Main Body ECU
IG
ACC
BECU
GND1
GND2
32
29
30
11
3
C
40
2F
6
2D
G
BR
W–B
13
A
15
B
F65(A), F66(B)
Junction
Connector
BR
10
4
F92
Junction
Connector
F3

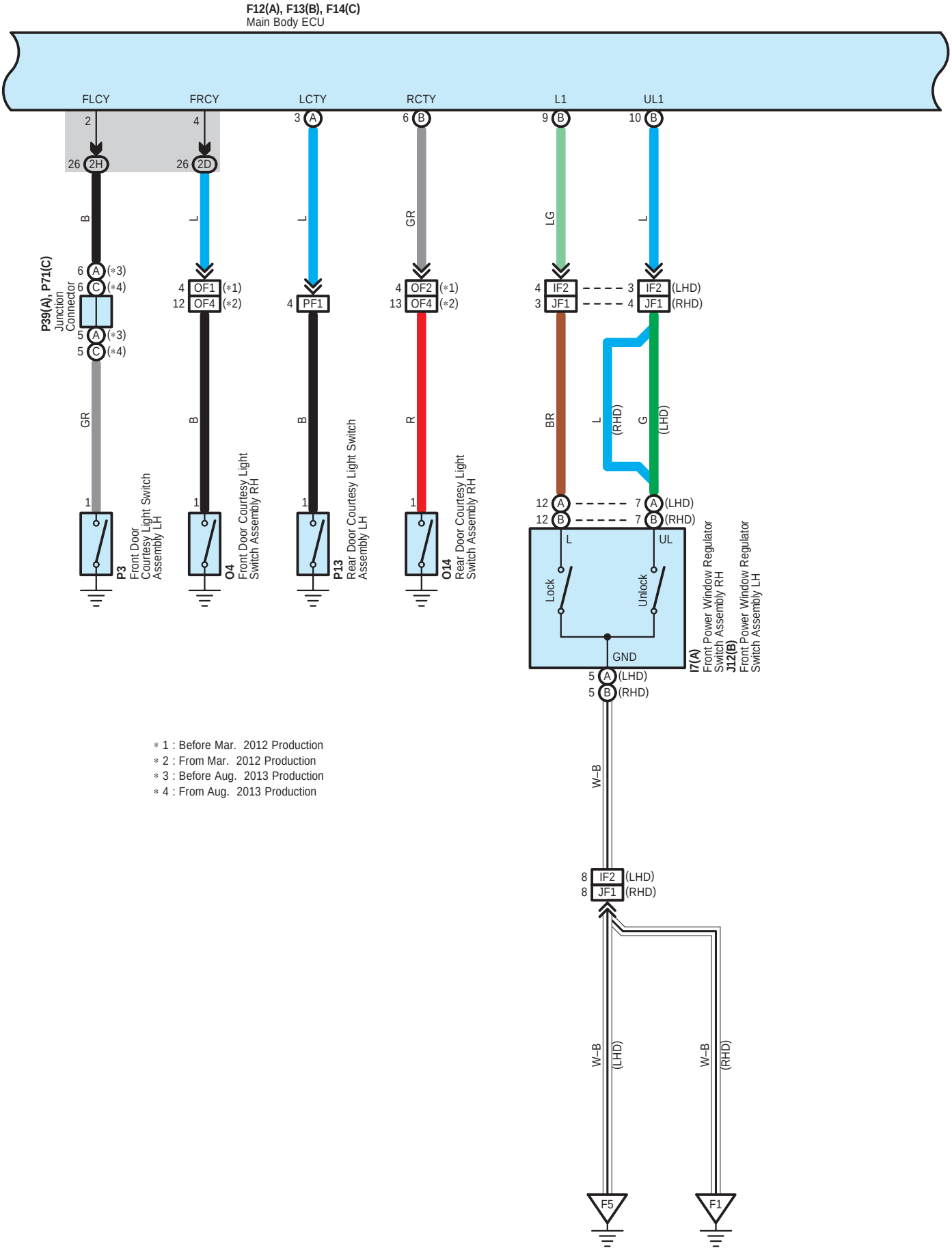

∗ 1 : Before Mar. 2012 Production
∗ 2 : From Mar. 2012 Production
∗ 3 : Before Aug. 2013 Production
∗ 4 : From Aug. 2013 Production

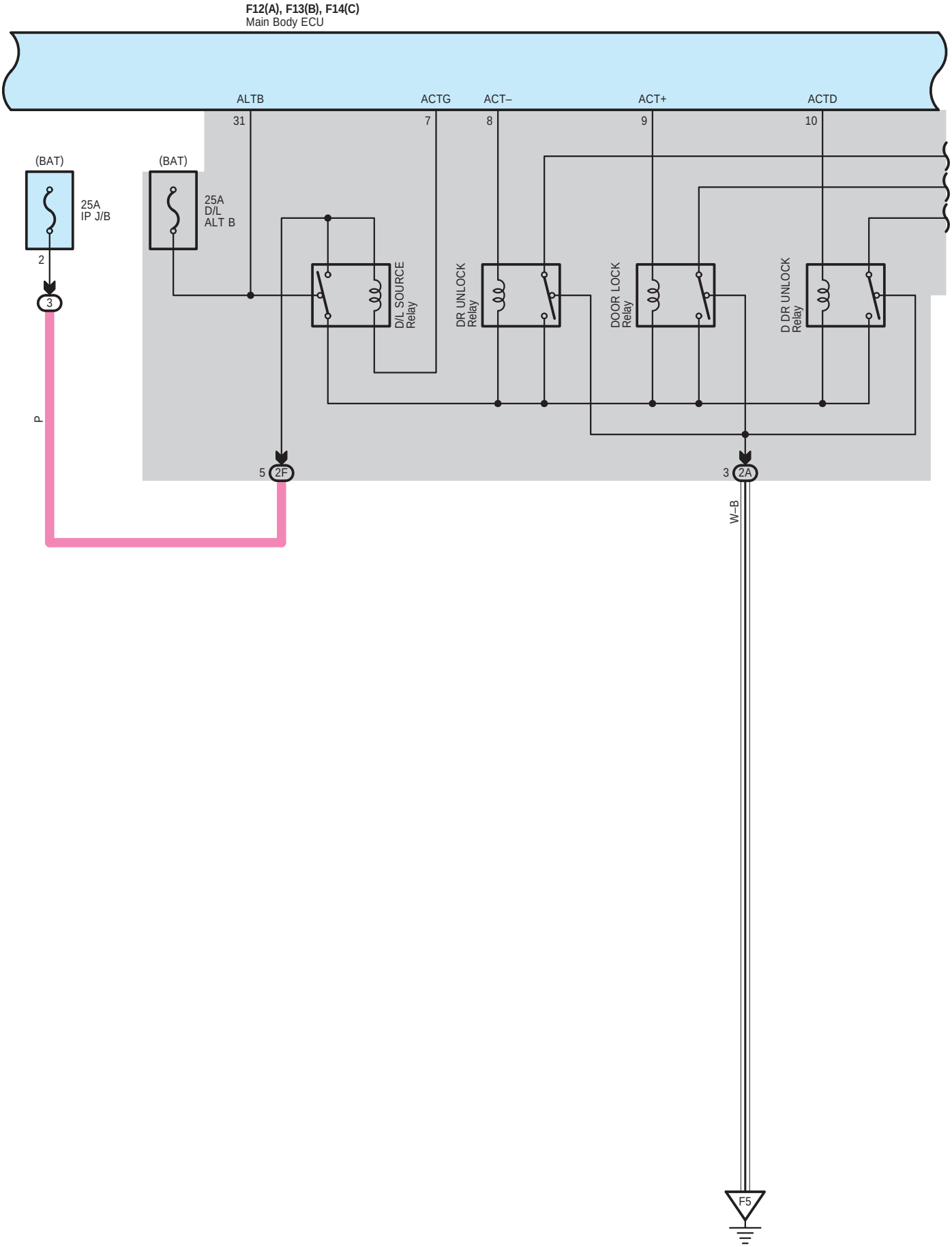
F12(A), F13(B), F14(C)
Main Body ECU
ALTB
ACTG
ACT–
ACT+
ACTD
31
7
8
9
10
(BAT)
(BAT)
25A
IP J/B
25A
D/L
ALT B
2
3
P
D/L SOURCE
Relay
DR UNLOCK
Relay
DOOR LOCK
Relay
D DR UNLOCK
Relay
5
2F
3
2A
W–B
F5

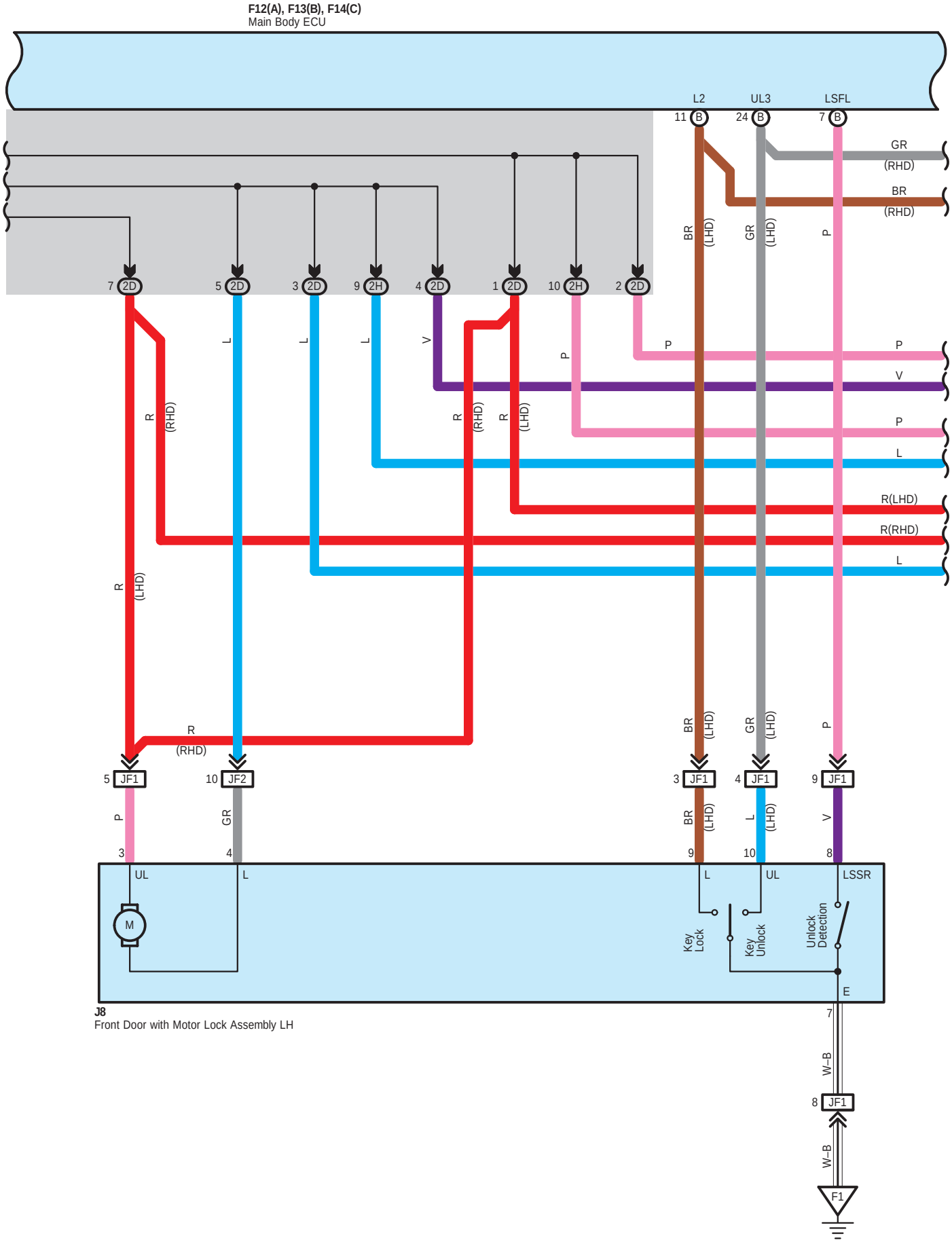
F12(A), F13(B), F14(C)
Main Body ECU
L2
UL3
LSFL
11 B
24 B
7 B
GR
(RHD)
BR
(RHD)
BR (LHD)
GR (LHD)
P
7 2D
5 2D
3 2D
9 2H
4 2D
1 2D
10 2H
2 2D
L
V
R (RHD)
R (LHD)
R(LHD)
R(RHD)
5 JF1
10 JF2
3 JF1
4 JF1
9 JF1
3
4
9
10
8
UL
L
LSSR
M
Key Lock
Key Unlock
Unlock Detection
E
J8
Front Door with Motor Lock Assembly LH
7
W–B
8 JF1
F1

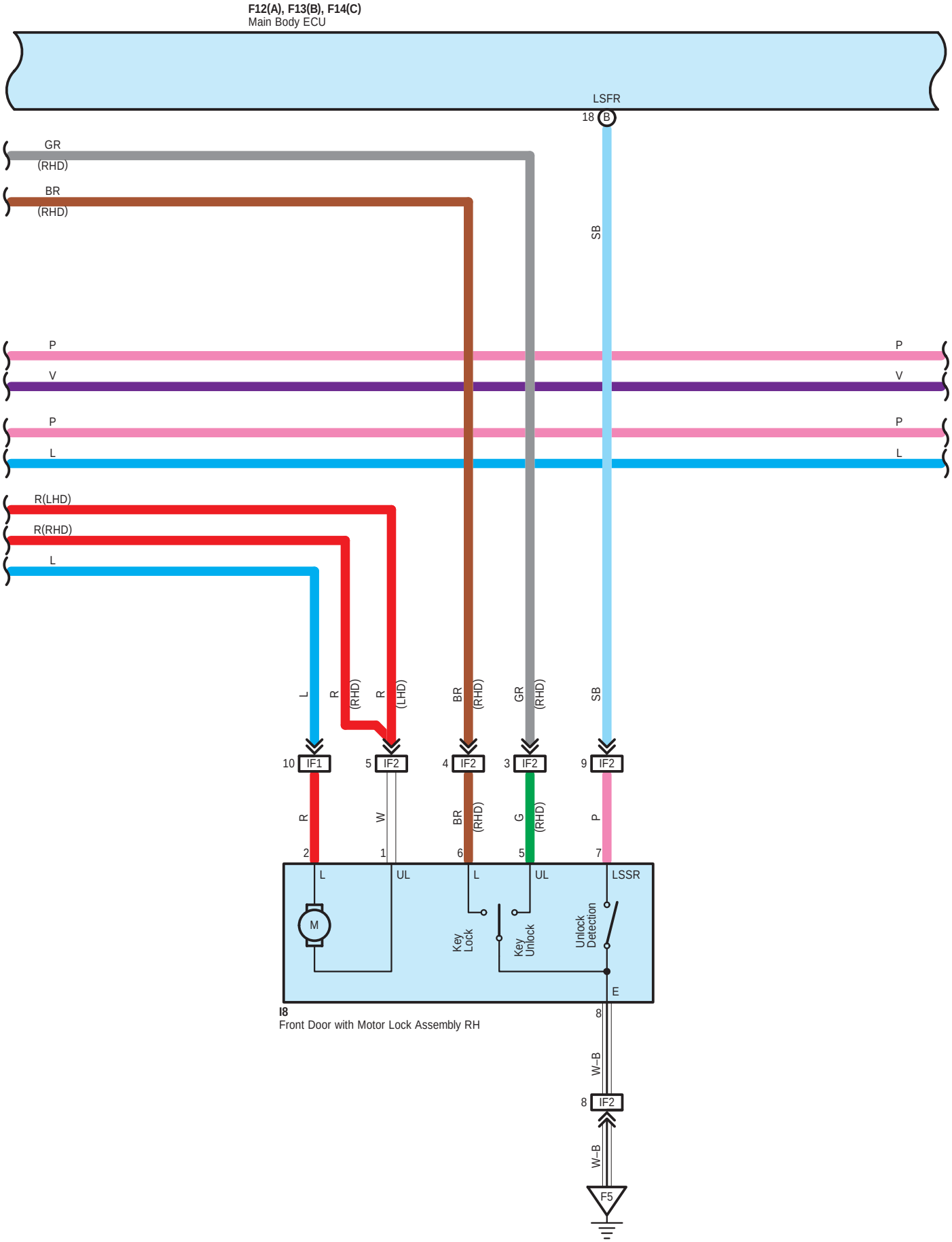
F12(A), F13(B), F14(C)
Main Body ECU
LSFR
18 B
GR
(RHD)
BR
(RHD)
SB
P
V
P
L
R(LHD)
R(RHD)
L
L
R (RHD)
R (LHD)
BR (RHD)
GR (RHD)
SB
10 IF1
5 IF2
4 IF2
3 IF2
9 IF2
R
W
BR (RHD)
G (RHD)
P
2
1
6
5
7
L
UL
L
UL
LSSR
M
Key Lock
Key Unlock
Unlock Detection
E
I8
Front Door with Motor Lock Assembly RH
8
W–B
8 IF2
W–B
F5

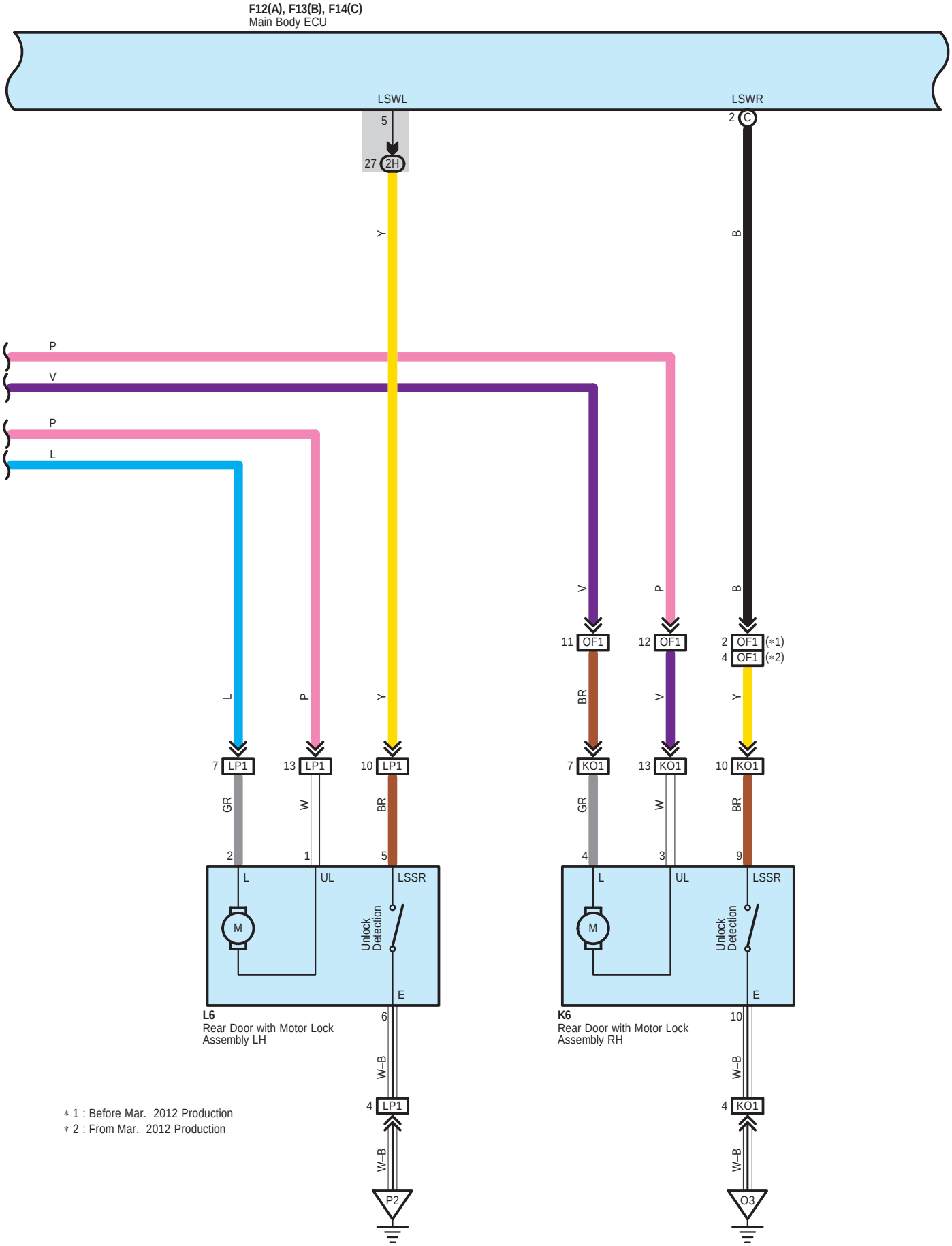

* 1 : Before Mar. 2012 Production
* 2 : From Mar. 2012 Production

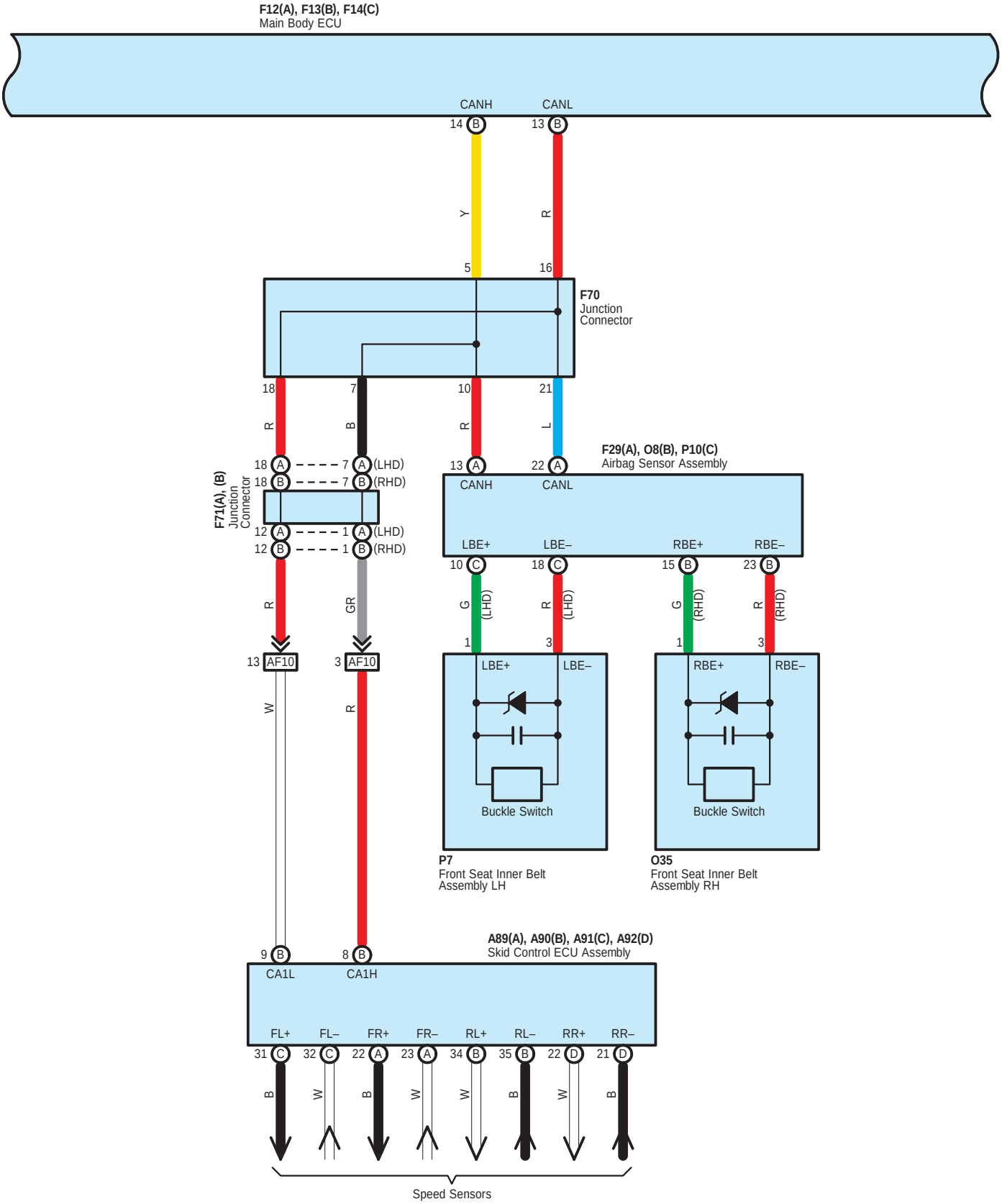
F12(A), F13(B), F14(C)
Main Body ECU
CANH
CANL
14 B
13 B
Y
R
5
16
F70
Junction
Connector
18
7
10
21
R
B
R
L
F29(A), O8(B), P10(C)
Airbag Sensor Assembly
18 A
7 A (LHD)
18 B
7 B (RHD)
13 A
22 A
CANH
CANL
F71(A), (B)
Junction
Connector
12 A
1 A (LHD)
12 B
1 B (RHD)
LBE+
LBE–
RBE+
RBE–
10 C
18 C
15 B
23 B
G
(LHD)
R
(LHD)
G
(RHD)
R
(RHD)
1
3
1
3
R
GR
13 AF10
3 AF10
LBE+
LBE–
RBE+
RBE–
W
R
Buckle Switch
Buckle Switch
P7
Front Seat Inner Belt
Assembly LH
O35
Front Seat Inner Belt
Assembly RH
A89(A), A90(B), A91(C), A92(D)
Skid Control ECU Assembly
9 B
8 B
CA1L
CA1H
FL+
FL–
FR+
FR–
RL+
RL–
RR+
RR–
31 C
32 C
22 A
23 A
34 B
35 B
22 D
21 D
B
W
B
W
W
B
W
B
Speed Sensors

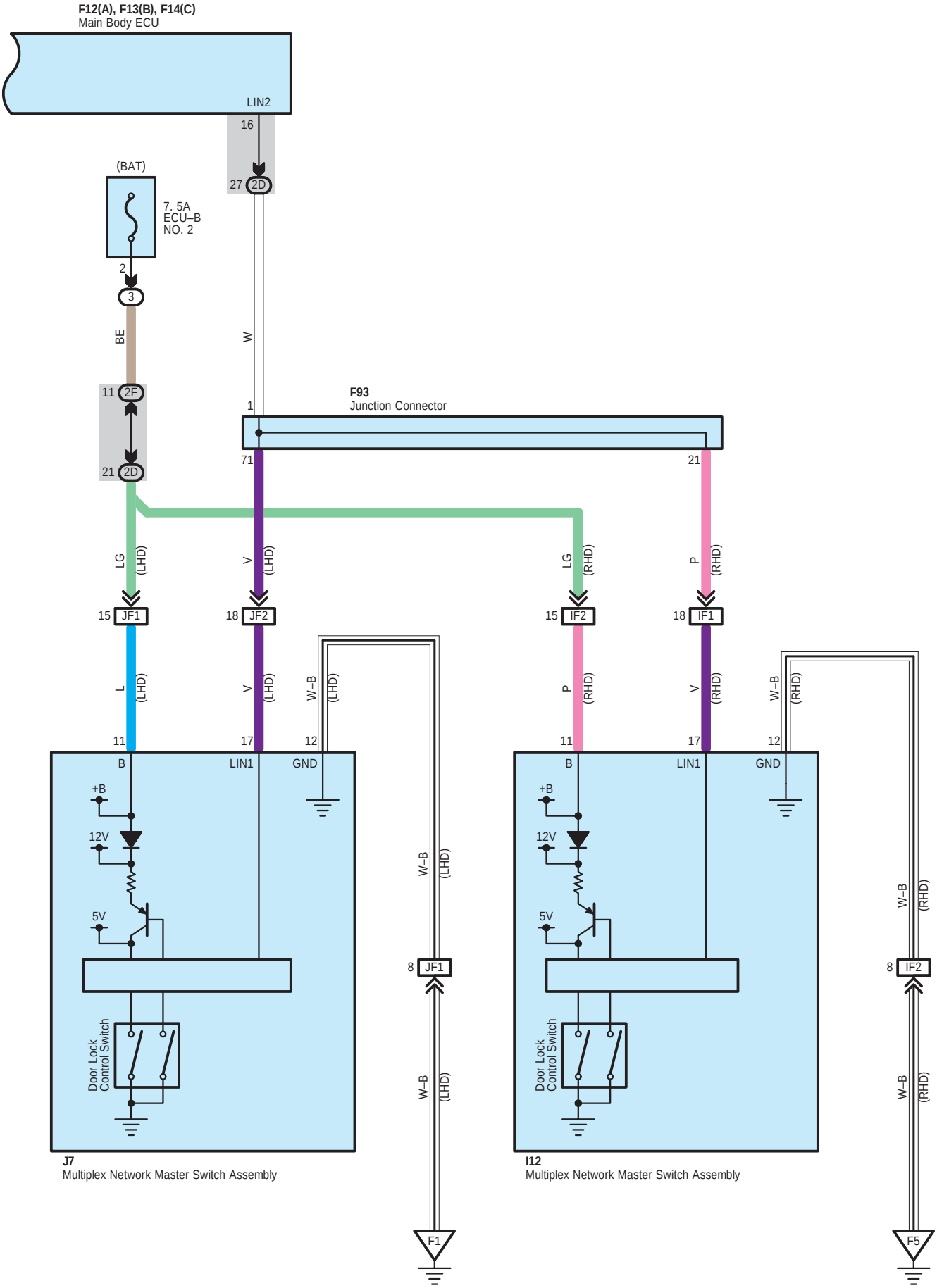
F12(A), F13(B), F14(C)
Main Body ECU
LIN2
16
27 2D
(BAT)
7. 5A
ECU–B
NO. 2
2
3
BE
W
11 2F
21 2D
1
F93
Junction Connector
71
21
LG (LHD)
V (LHD)
LG (RHD)
P (RHD)
15 JF1
18 JF2
15 IF2
18 IF1
L (LHD)
V (LHD)
W–B (LHD)
P (RHD)
V (RHD)
W–B (RHD)
11
17
12
B
LIN1
GND
+B
12V
5V
Door Lock
Control Switch
8 JF1
W–B (LHD)
F1
J7
Multiplex Network Master Switch Assembly
8 IF2
W–B (RHD)
F5
I12
Multiplex Network Master Switch Assembly

A 89
White

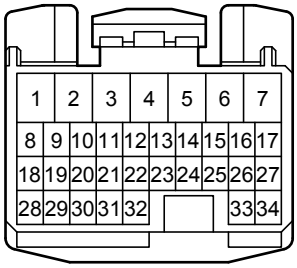

A 90
White

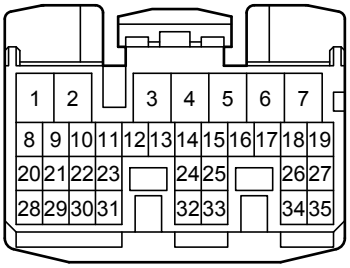

A 91
White

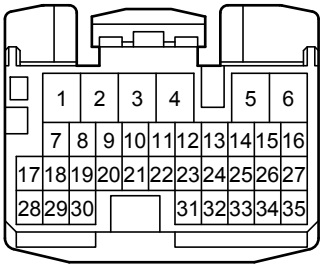

A 92
White

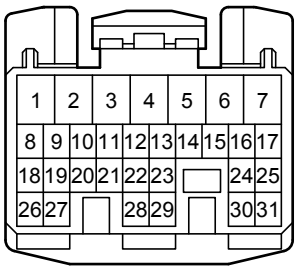

F 12
White

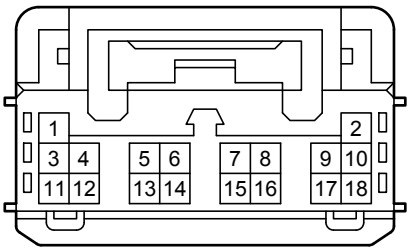

F 13
Black

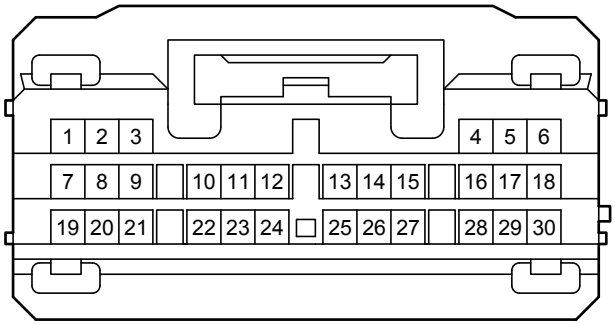

F 14
White

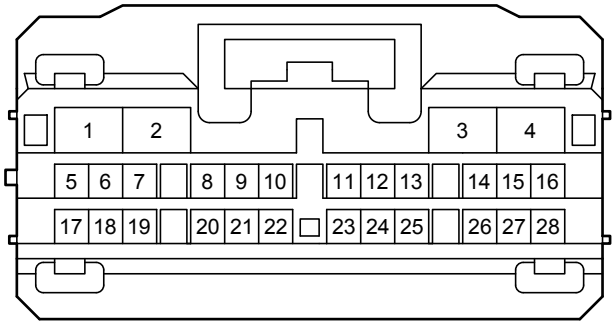

F 29
Yellow

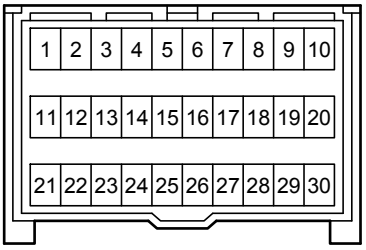

F 65
White

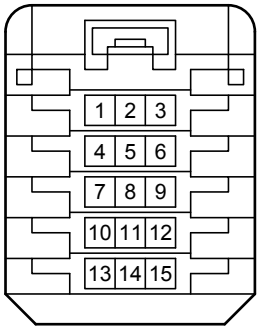

F 66
White

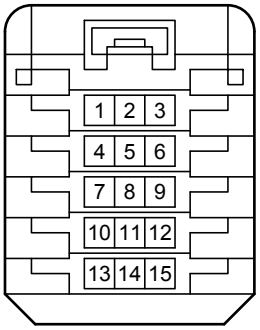

F 70
Blue

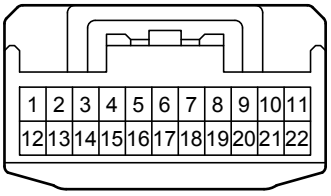

F 71
Blue

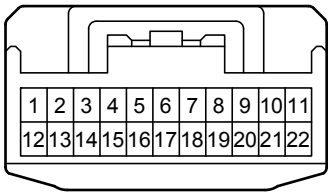

F 92
White

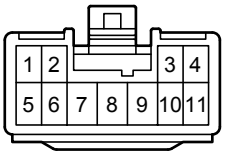

F 93
White

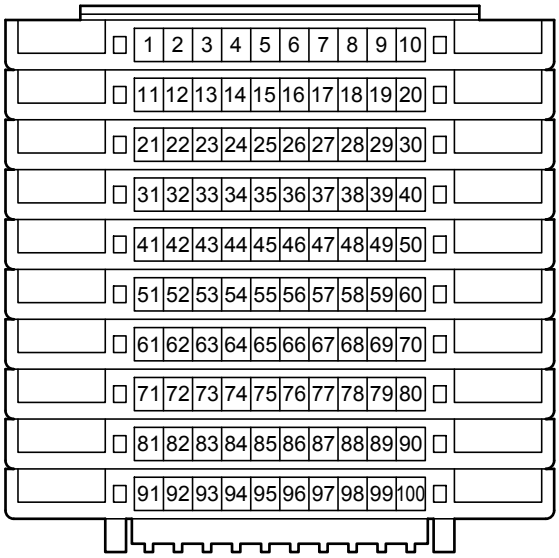

I 7
White



I 8
White

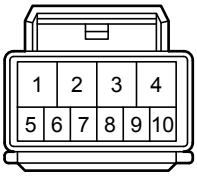

I 12
White

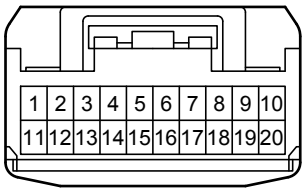

J 7
White

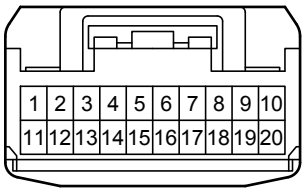

J 8
White

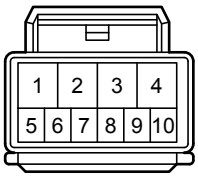

J 12
White



K 6
White

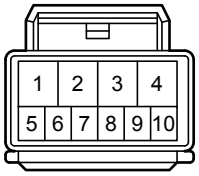

L 6
White

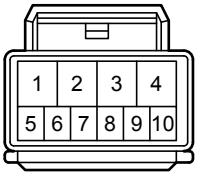

O 4
White

O 8
Yellow

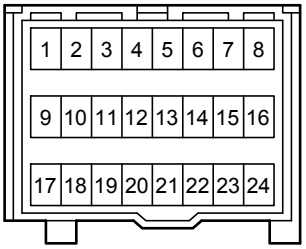

O 14
White

O 35
Black

P 3
White

P 7
Black

P 10
Yellow

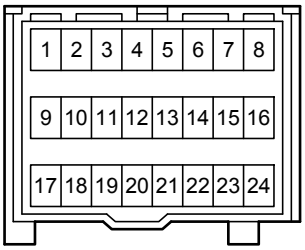

P 13
White

P 39
Blue

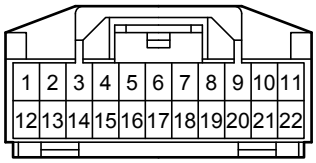

P 71
Blue

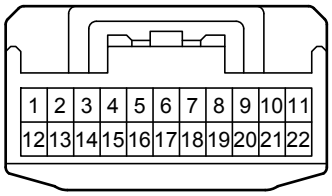

2A
White

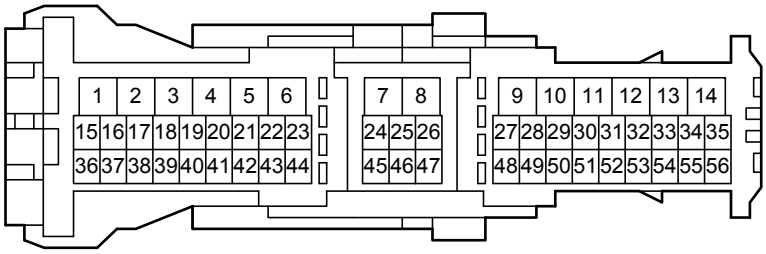

2D
White

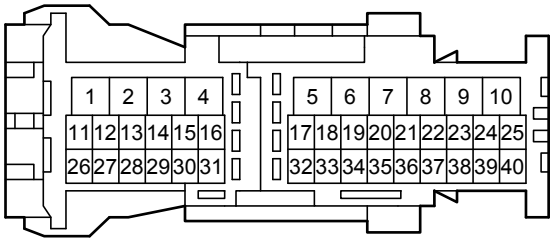

2F
White

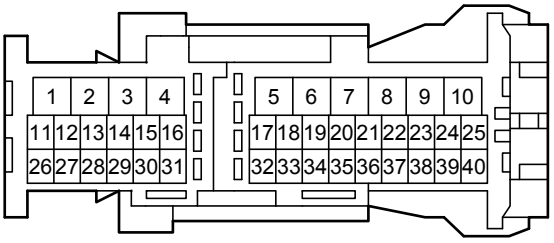

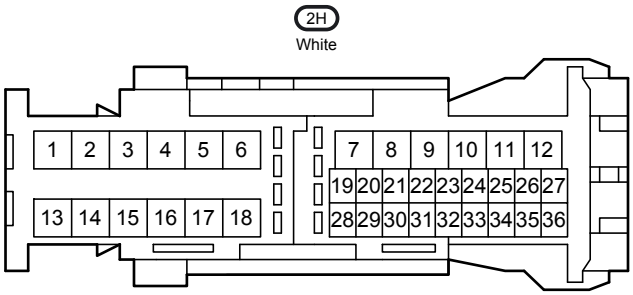
2H
White
1 2 3 4 5 6
7 8 9 10 11 12
19 20 21 22 23 24 25 26 27
13 14 15 16 17 18
28 29 30 31 32 33 34 35 36

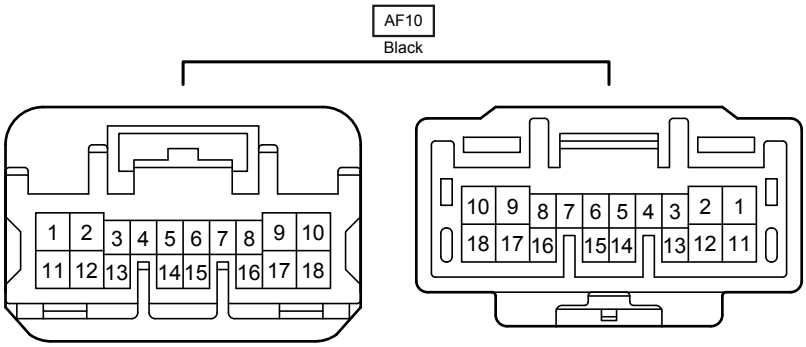
AF10
Black
1 2 3 4 5 6 7 8 9 10
11 12 13 14 15 16 17 18
10 9 8 7 6 5 4 3 2 1
18 17 16 15 14 13 12 11

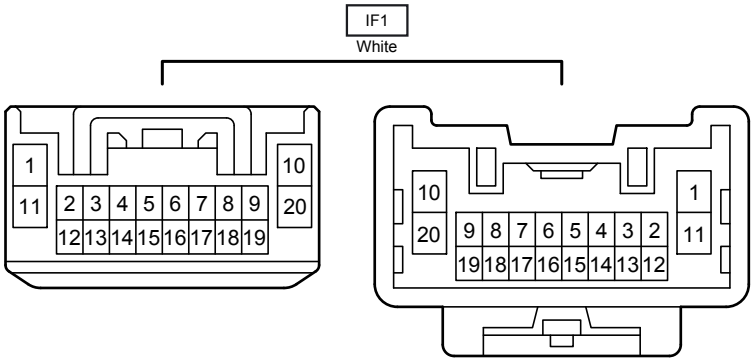
IF1
White
1 10
11 2 3 4 5 6 7 8 9 20
12 13 14 15 16 17 18 19
10 1
20 9 8 7 6 5 4 3 2 11
19 18 17 16 15 14 13 12

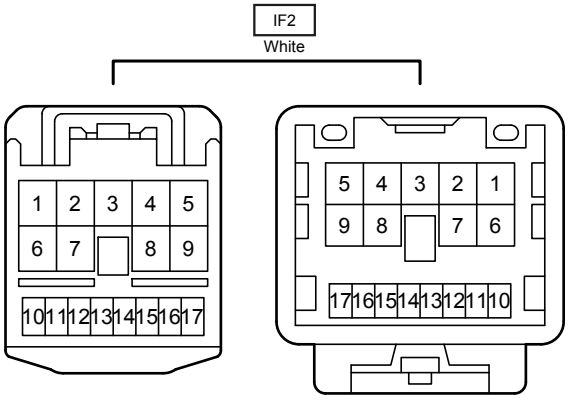
IF2
White
1 2 3 4 5
6 7 8 9
10 11 12 13 14 15 16 17
5 4 3 2 1
9 8 7 6
17 16 15 14 13 12 11 10

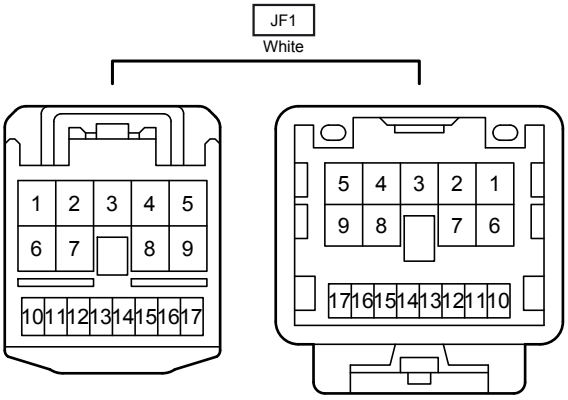
JF1
White
1 2 3 4 5
6 7 8 9
10 11 12 13 14 15 16 17
5 4 3 2 1
9 8 7 6
17 16 15 14 13 12 11 10

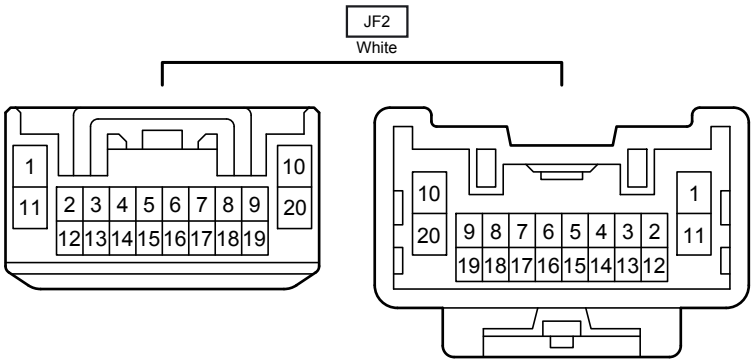
JF2
White
1
10
11
2 3 4 5 6 7 8 9
20
12 13 14 15 16 17 18 19
10
1
20
9 8 7 6 5 4 3 2
11
19 18 17 16 15 14 13 12

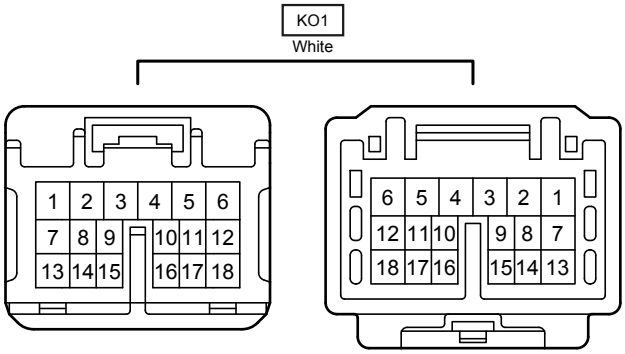
KO1
White
1 2 3 4 5 6
7 8 9 10 11 12
13 14 15 16 17 18
6 5 4 3 2 1
12 11 10 9 8 7
18 17 16 15 14 13

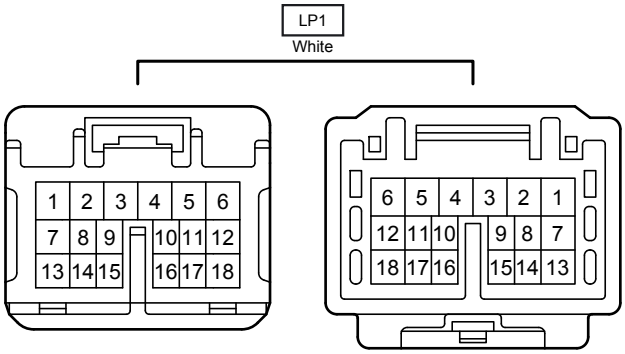
LP1
White
1 2 3 4 5 6
7 8 9 10 11 12
13 14 15 16 17 18
6 5 4 3 2 1
12 11 10 9 8 7
18 17 16 15 14 13

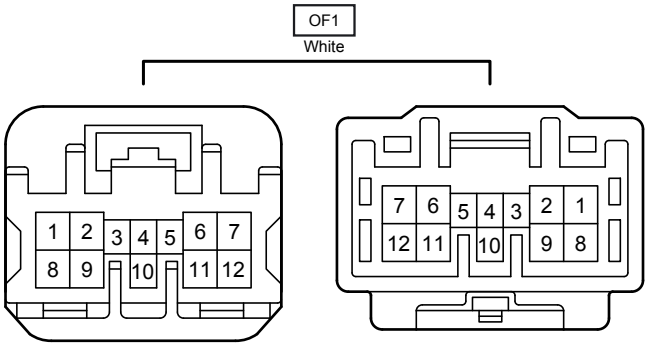
OF1
White
1 2 3 4 5 6 7
8 9 10 11 12
7 6 5 4 3 2 1
12 11 10 9 8

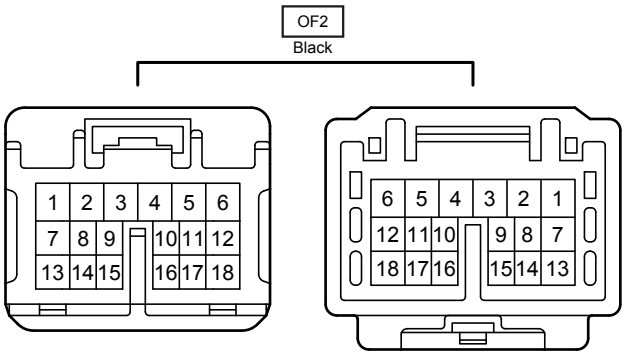
OF2
Black
1 2 3 4 5 6
7 8 9 10 11 12
13 14 15 16 17 18
6 5 4 3 2 1
12 11 10 9 8 7
18 17 16 15 14 13

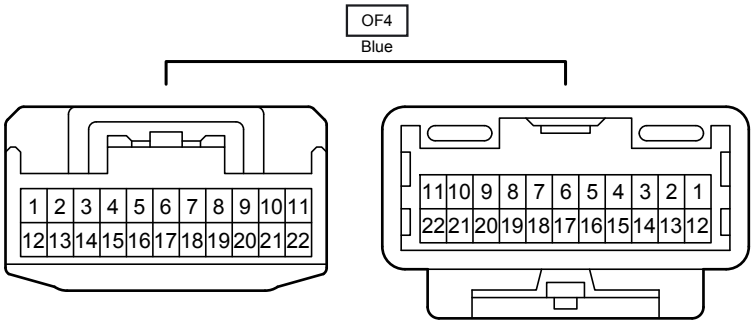
OF4
Blue
1 2 3 4 5 6 7 8 9 10 11
12 13 14 15 16 17 18 19 20 21 22
11 10 9 8 7 6 5 4 3 2 1
22 21 20 19 18 17 16 15 14 13 12

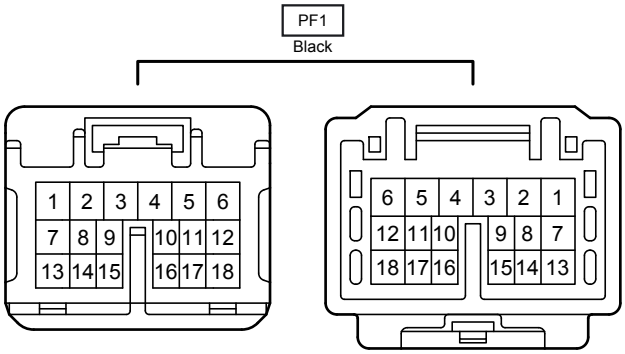
PF1
Black
1 2 3 4 5 6
7 8 9 10 11 12
13 14 15 16 17 18
6 5 4 3 2 1
12 11 10 9 8 7
18 17 16 15 14 13