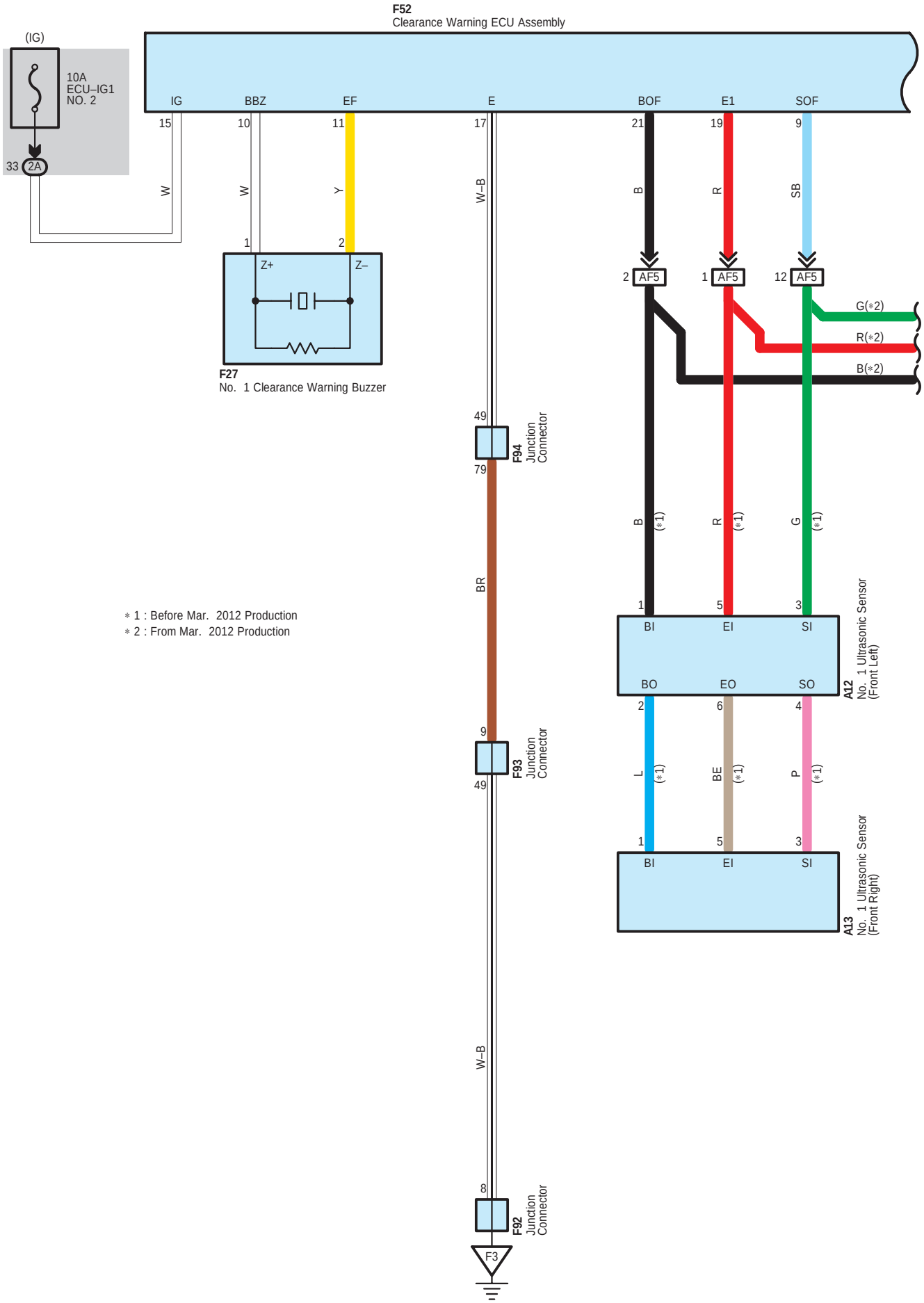
F52
Clearance Warning ECU Assembly
(IG)
10A
ECU–IG1
NO. 2
33 2A
IG
BBZ
EF
E
BOF
E1
SOF
15
10
11
17
21
19
9
W
W
Y
W–B
B
R
SB
1
2
Z+
Z–
F27
No. 1 Clearance Warning Buzzer
2 AF5
1 AF5
12 AF5
G(∗2)
R(∗2)
B(∗2)
49
F94
Junction
Connector
79
B (∗1)
R (∗1)
G (∗1)
BR
1
5
3
BI
EI
SI
BO
EO
SO
A12
No. 1 Ultrasonic Sensor
(Front Left)
9
F93
Junction
Connector
49
2
6
4
L (∗1)
BE (∗1)
P (∗1)
1
5
3
BI
EI
SI
A13
No. 1 Ultrasonic Sensor
(Front Right)
W–B
8
F92
Junction
Connector
F3
∗ 1 : Before Mar. 2012 Production
∗ 2 : From Mar. 2012 Production

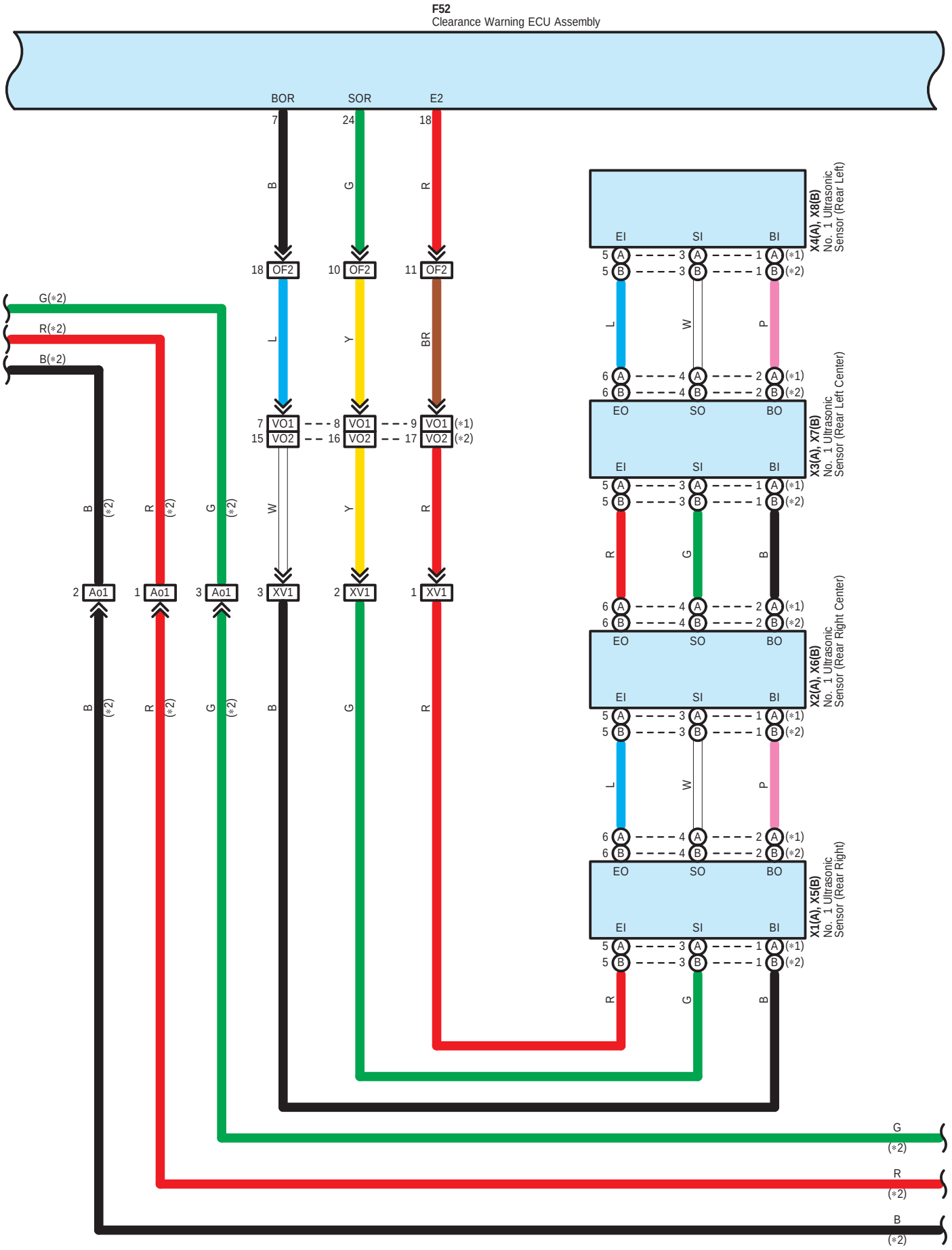
F52
Clearance Warning ECU Assembly
BOR
SOR
E2
7
24
18
B
G
R
18 OF2
10 OF2
11 OF2
L
Y
BR
7 VO1
15 VO2
8 VO1
16 VO2
9 VO1 (*1)
17 VO2 (*2)
W
Y
R
G(*2)
R(*2)
B(*2)
B (*2)
R (*2)
G (*2)
2 Ao1
1 Ao1
3 Ao1
3 XV1
2 XV1
1 XV1
X4(A), X8(B)
No. 1 Ultrasonic Sensor (Rear Left)
X3(A), X7(B)
No. 1 Ultrasonic Sensor (Rear Left Center)
X2(A), X6(B)
No. 1 Ultrasonic Sensor (Rear Right Center)
X1(A), X5(B)
No. 1 Ultrasonic Sensor (Rear Right)
EI
SI
BI
EO
SO
BO
(*1)
(*2)
G (*2)
R (*2)
B (*2)

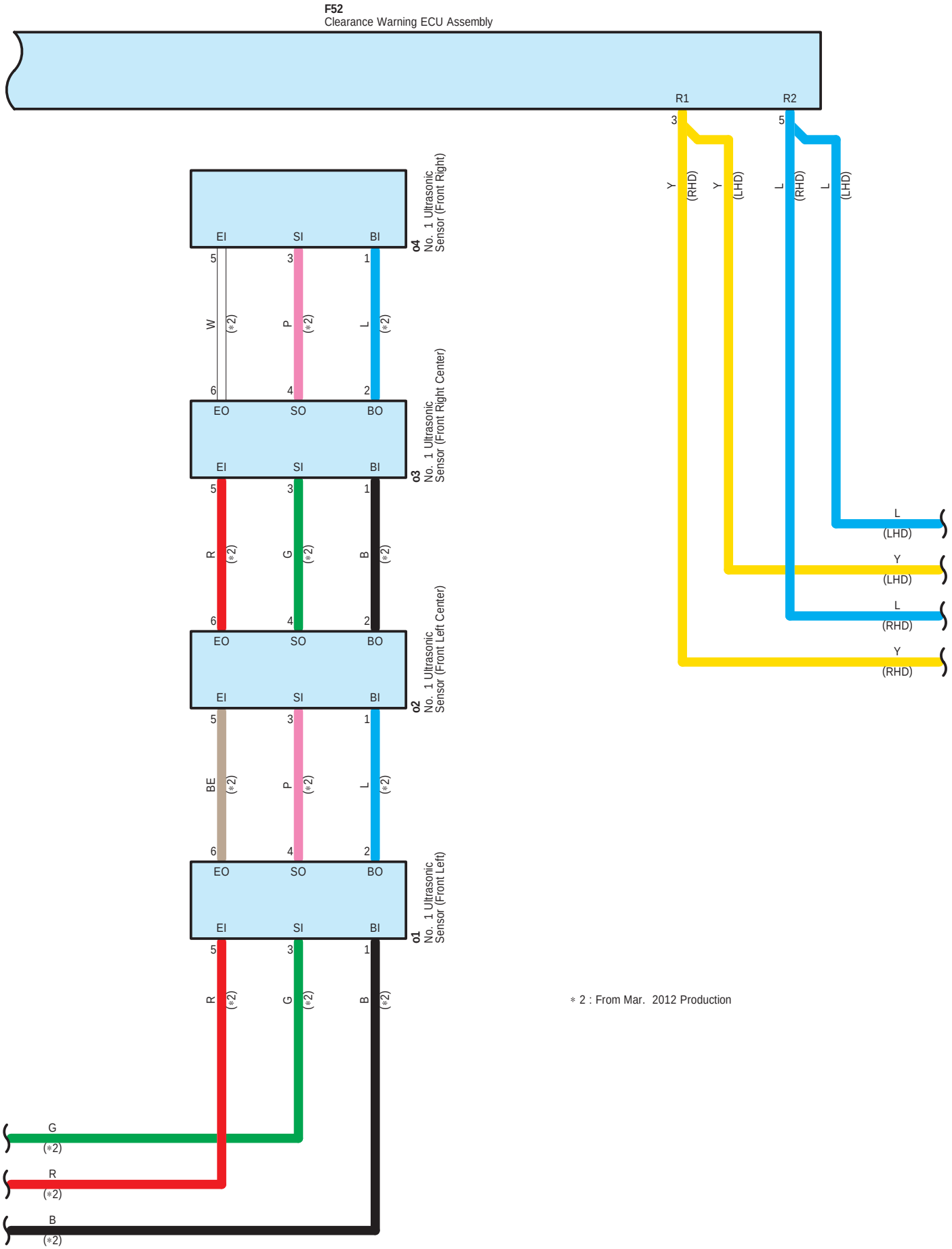

* 2 : From Mar. 2012 Production

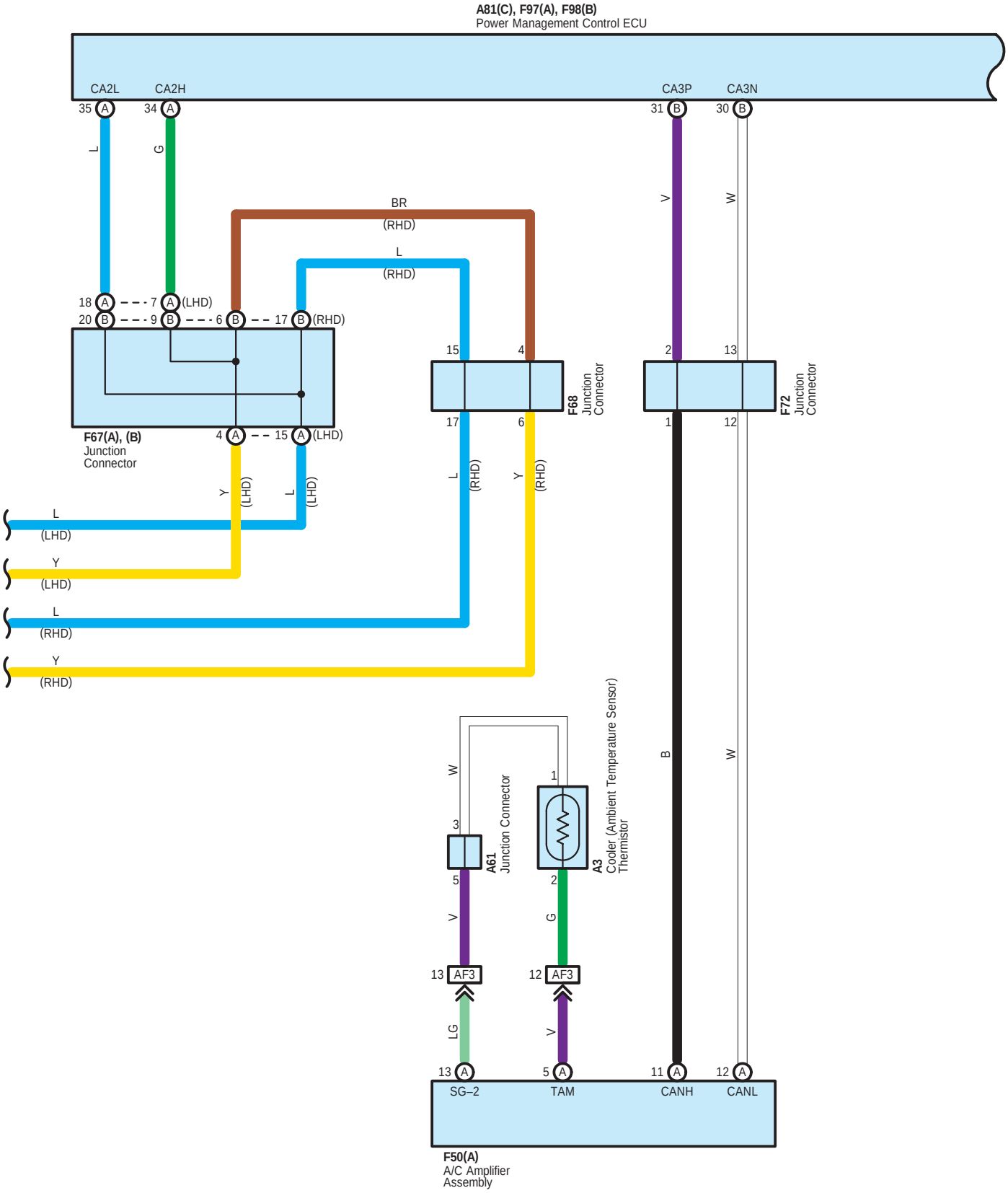
A81(C), F97(A), F98(B)
Power Management Control ECU
CA2L
CA2H
CA3P
CA3N
35 A
34 A
31 B
30 B
L
G
V
W
BR
(RHD)
L
(RHD)
18 A
7 A (LHD)
20 B
9 B
6 B
17 B (RHD)
15
4
2
13
F68
Junction
Connector
F72
Junction
Connector
17
6
1
12
F67(A), (B)
Junction
Connector
4 A
15 A (LHD)
Y
(LHD)
L
(LHD)
L
(RHD)
Y
(RHD)
L
(LHD)
Y
(LHD)
L
(RHD)
Y
(RHD)
B
W
W
1
3
A61
Junction Connector
A3
Cooler (Ambient Temperature Sensor)
Thermistor
5
2
V
G
13 AF3
12 AF3
LG
V
13 A
5 A
11 A
12 A
SG–2
TAM
CANH
CANL
F50(A)
A/C Amplifier
Assembly

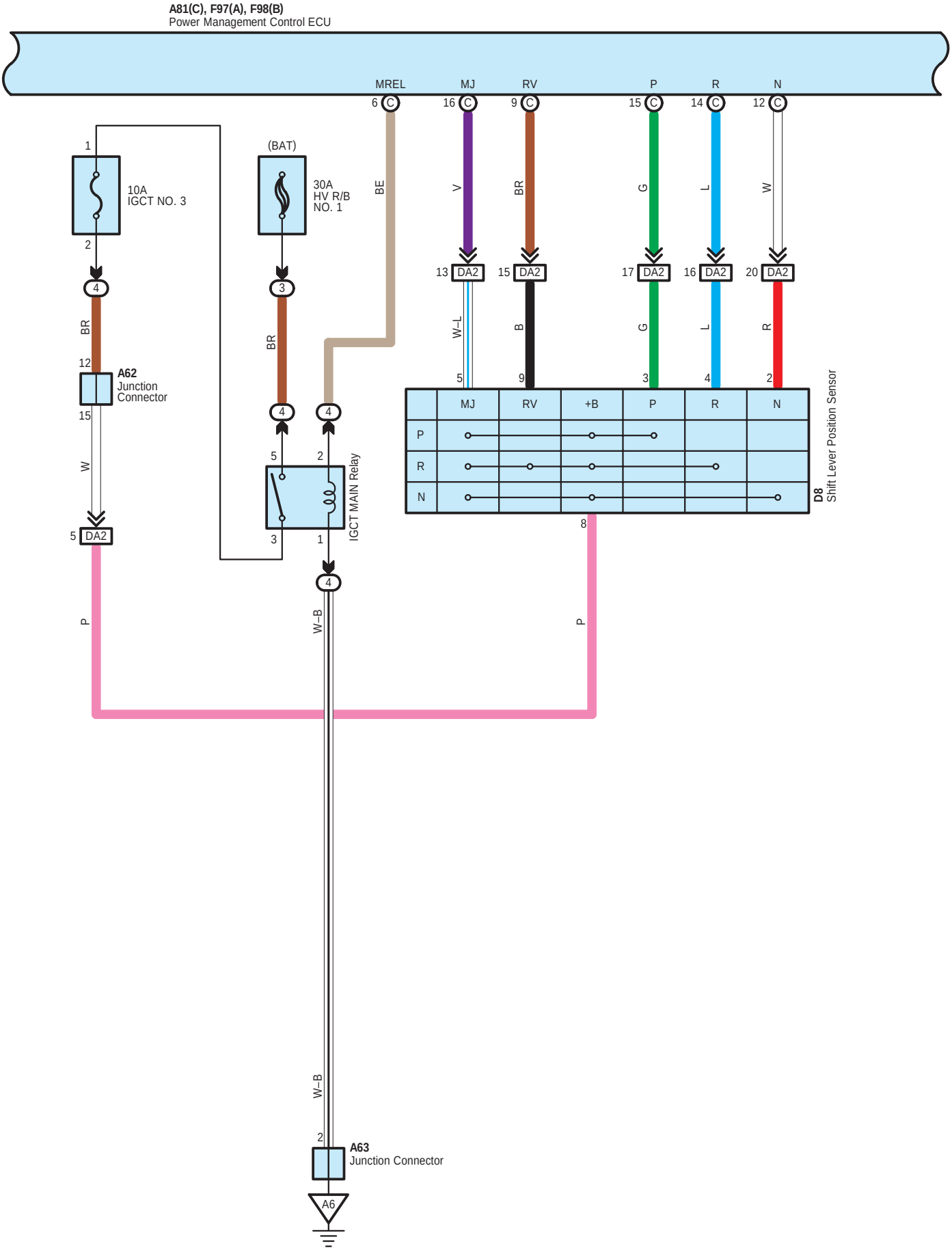
A81(C), F97(A), F98(B)
Power Management Control ECU
MREL
MJ
RV
P
R
N
10A
IGCT NO. 3
(BAT)
30A
HV R/B
NO. 1
BE
V
BR
G
L
W
DA2
W–L
B
R
A62
Junction
Connector
IGCT MAIN Relay
MJ
RV
+B
P
R
N
D8
Shift Lever Position Sensor
W–B
A63
Junction Connector
A6

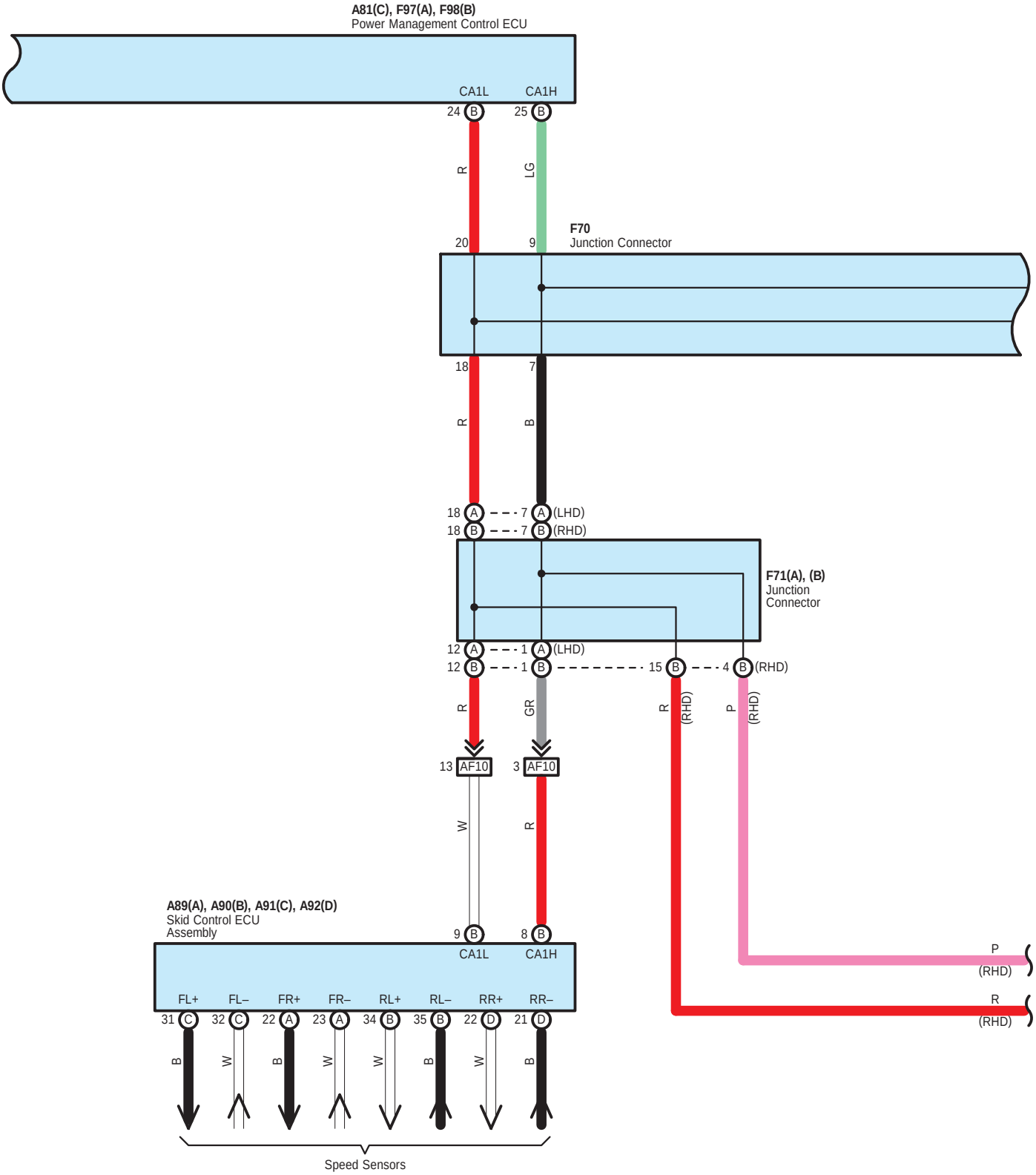
A81(C), F97(A), F98(B)
Power Management Control ECU
CA1L
CA1H
24 B
25 B
R
LG
F70
Junction Connector
20
9
18
7
R
B
18 A
7 A (LHD)
18 B
7 B (RHD)
F71(A), (B)
Junction
Connector
12 A
1 A (LHD)
12 B
1 B
15 B
4 B (RHD)
R
GR
R (RHD)
P (RHD)
13 AF10
3 AF10
W
R
A89(A), A90(B), A91(C), A92(D)
Skid Control ECU
Assembly
9 B
8 B
CA1L
CA1H
P
(RHD)
R
(RHD)
FL+
FL–
FR+
FR–
RL+
RL–
RR+
RR–
31 C
32 C
22 A
23 A
34 B
35 B
22 D
21 D
B
W
B
W
W
B
W
B
Speed Sensors

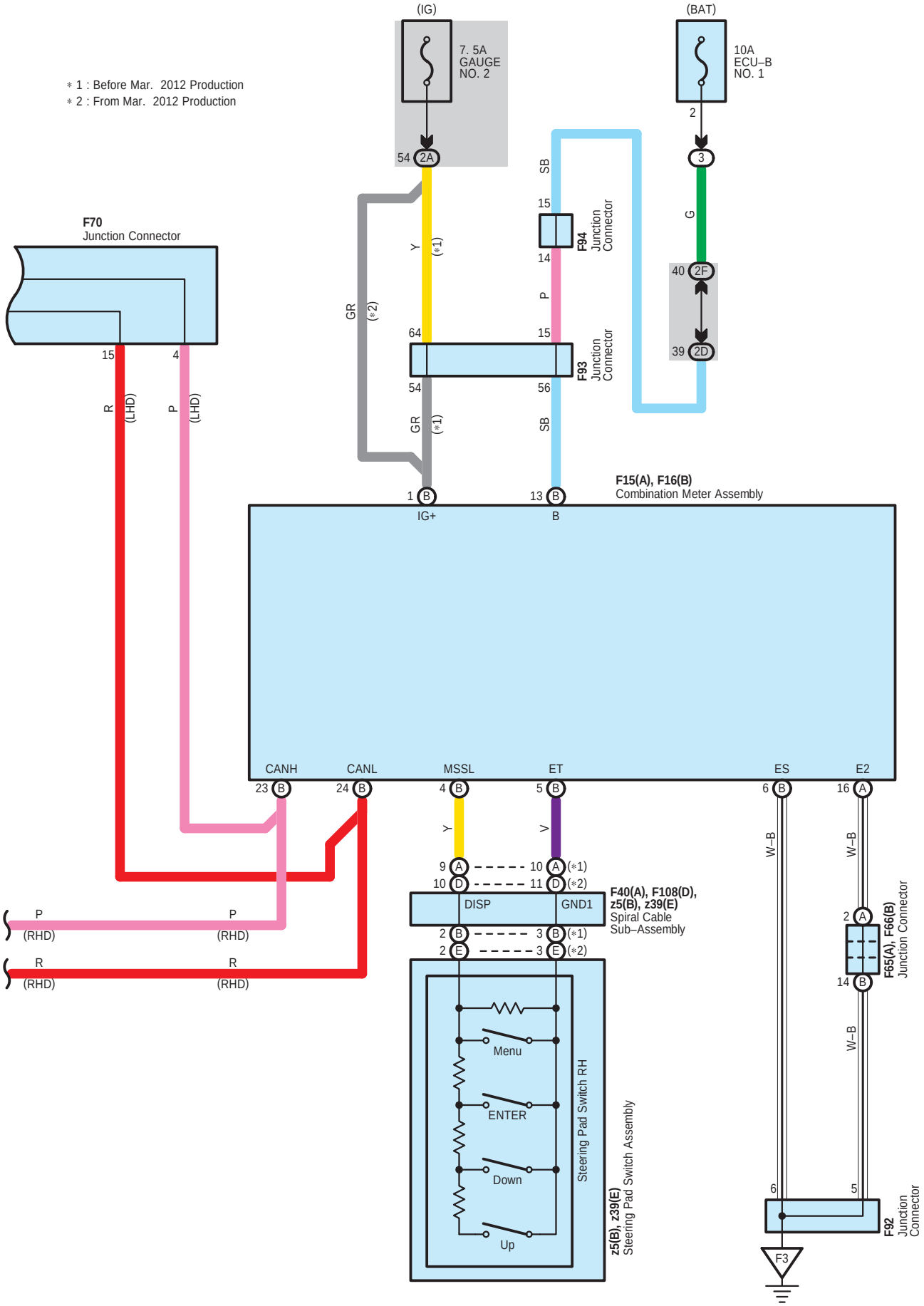
∗1 : Before Mar. 2012 Production
∗2 : From Mar. 2012 Production
(IG)
7. 5A
GAUGE
NO. 2
54 2A
(BAT)
10A
ECU–B
NO. 1
2
3
F70
Junction Connector
15
4
R
(LHD)
P
(LHD)
Y
(∗1)
GR
(∗2)
64
54
GR
(∗1)
SB
15
F94
Junction
Connector
14
P
15
F93
Junction
Connector
56
SB
G
40 2F
39 2D
1 B
IG+
13 B
B
F15(A), F16(B)
Combination Meter Assembly
CANH
CANL
MSSL
ET
ES
E2
23 B
24 B
4 B
5 B
6 B
16 A
Y
V
9 A
10 D
10 A (∗1)
11 D (∗2)
F40(A), F108(D),
z5(B), z39(E)
Spiral Cable
Sub–Assembly
DISP
GND1
2 B
2 E
3 B (∗1)
3 E (∗2)
P
(RHD)
P
(RHD)
R
(RHD)
R
(RHD)
W–B
W–B
2 A
14 B
F65(A), F66(B)
Junction Connector
W–B
Menu
ENTER
Down
Up
Steering Pad Switch RH
z5(B), z39(E)
Steering Pad Switch Assembly
6
5
F92
Junction
Connector
F3

A 3
Black

A 12
Black



A 13
Black



A 61
Black

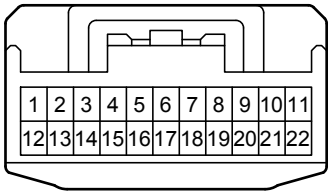

A 62
Black

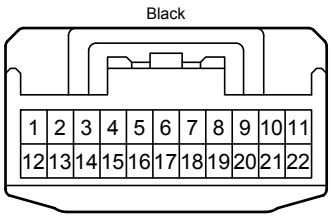

A 63
White

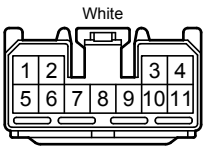

A 81
Gray

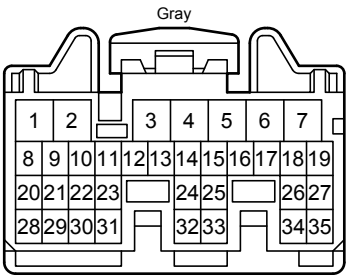

A 89
White

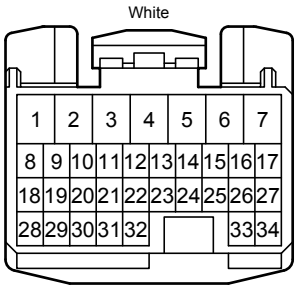

A 90
White

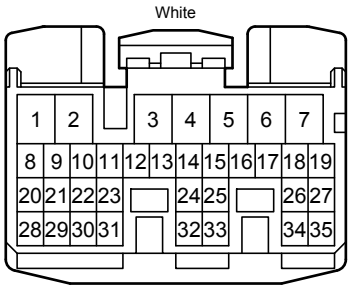

A 91
White

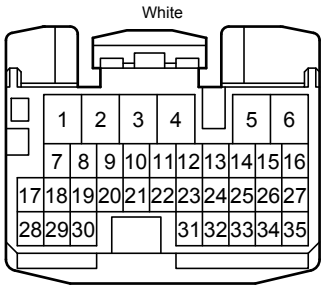

A 92
White

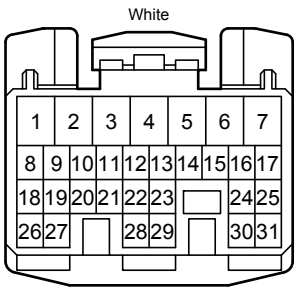

D 8
Gray

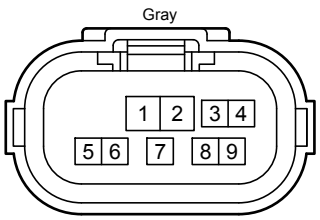

F 15
Black

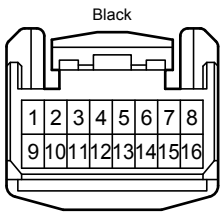

F 16
Black

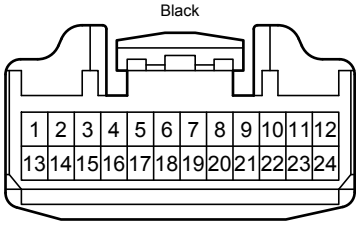

F 27
Black

F 40
Black

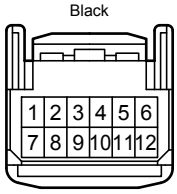

F 50
White

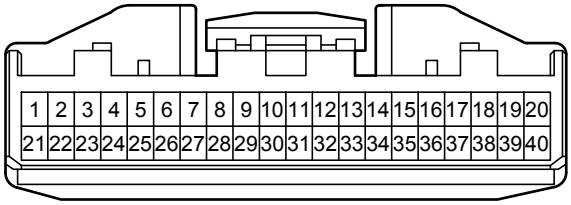

F 52
White

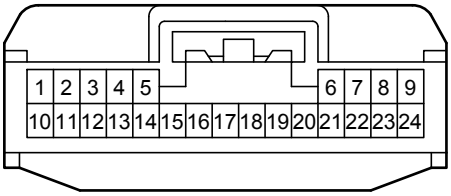

F 65
White

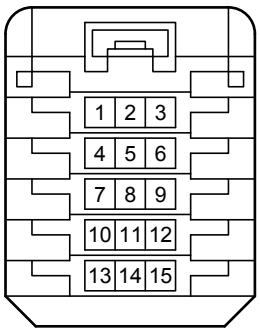

F 66
White

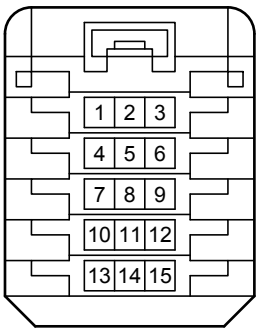

F 67
Black

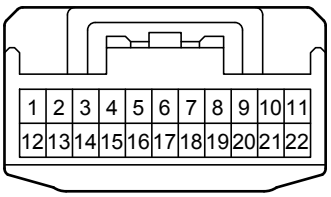

F 68
Black

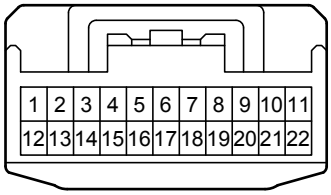

F 70
Blue

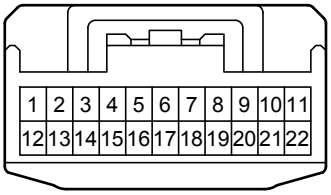

F 71
Blue

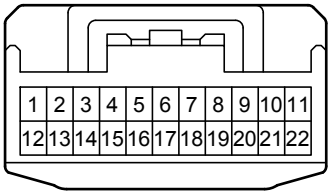

F 72
White

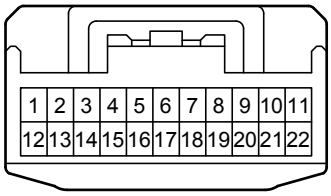

F 92
White

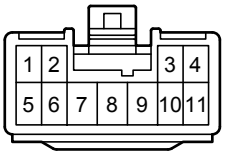

F 93
White

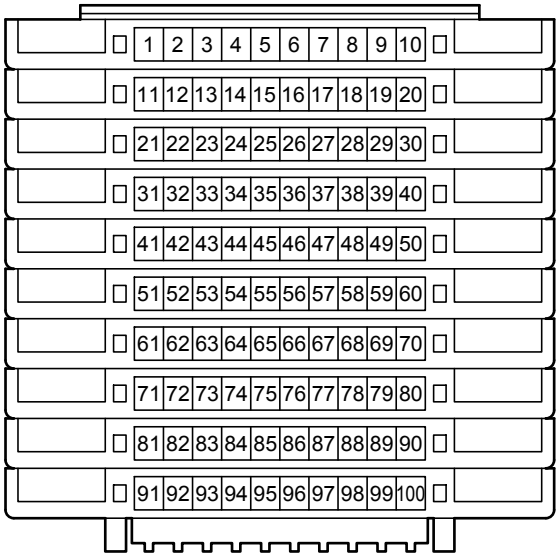

F 94
White

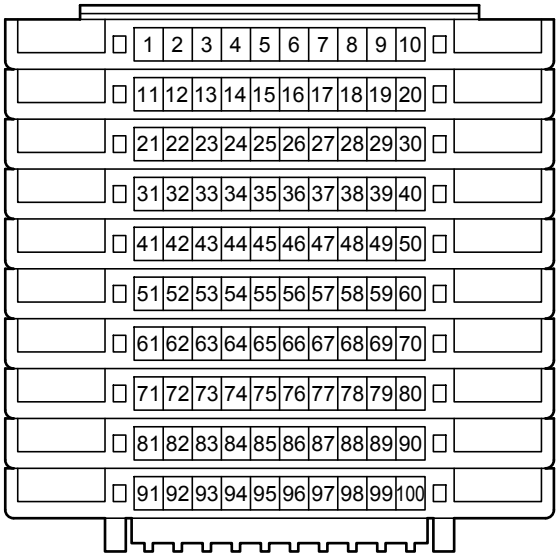

F 97
Gray

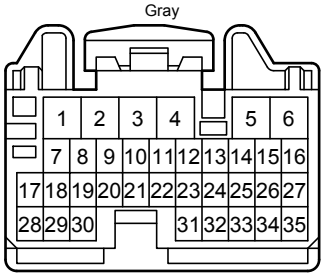

F 98
Gray

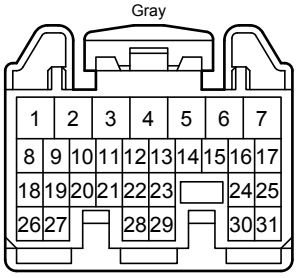

F108
Black

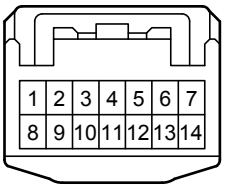

X 1
Black

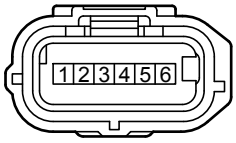

X 2
Black

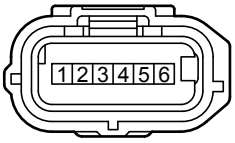

X 3
Black

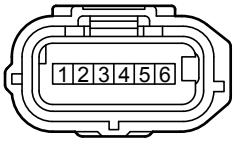

X 4
Black

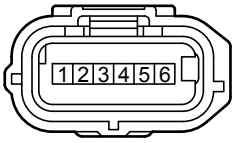

X 5
Black



X 6
Black



X 7
Black



X 8
Black



o 1
Black



o 2
Black



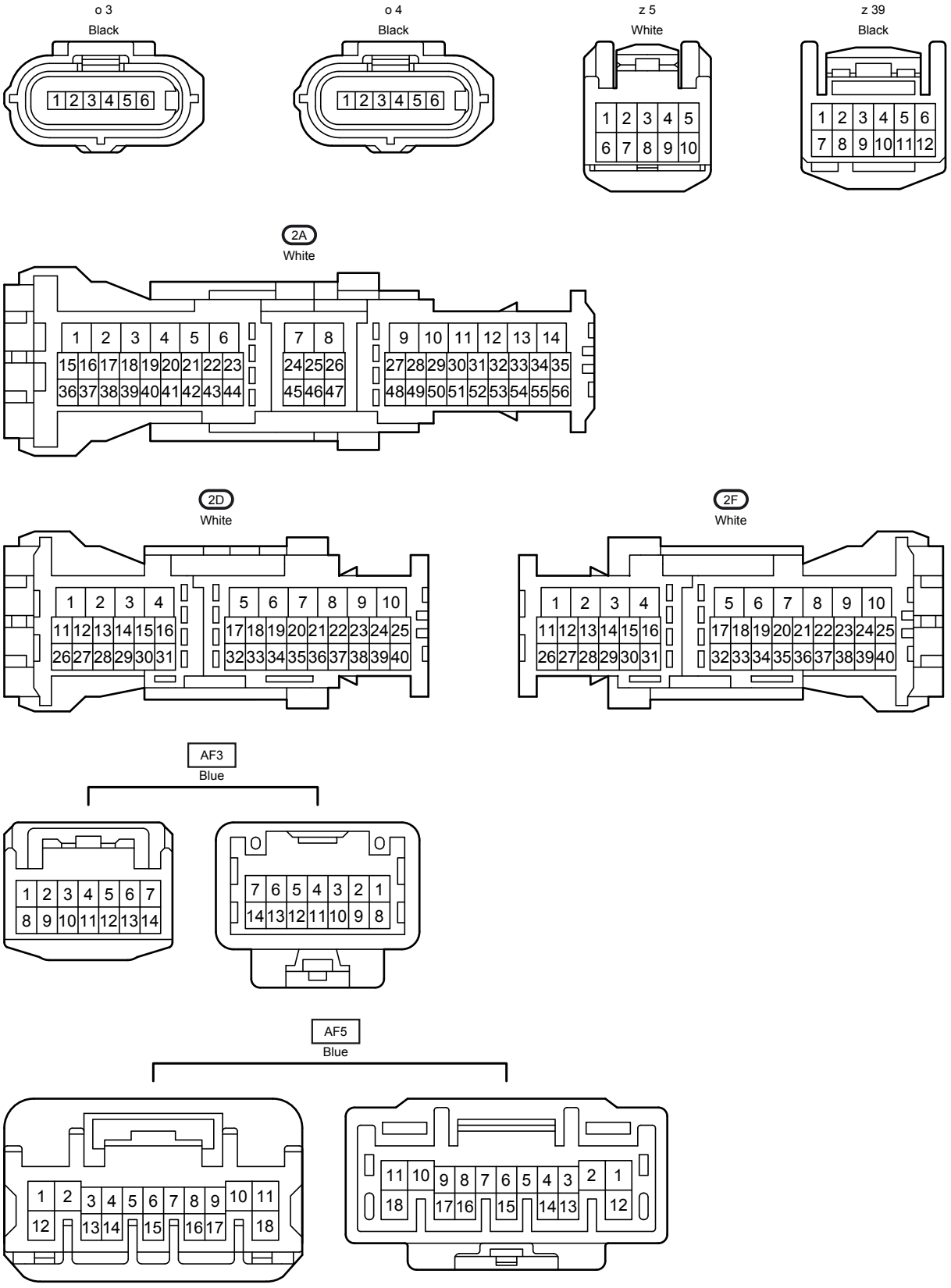
o 3
Black
1 2 3 4 5 6
o 4
Black
1 2 3 4 5 6
z 5
White
1 2 3 4 5
6 7 8 9 10
z 39
Black
1 2 3 4 5 6
7 8 9 10 11 12
2A
White
1 2 3 4 5 6 7 8 9 10 11 12 13 14
15 16 17 18 19 20 21 22 23 24 25 26 27 28 29 30 31 32 33 34 35
36 37 38 39 40 41 42 43 44 45 46 47 48 49 50 51 52 53 54 55 56
2D
White
1 2 3 4 5 6 7 8 9 10
11 12 13 14 15 16 17 18 19 20 21 22 23 24 25
26 27 28 29 30 31 32 33 34 35 36 37 38 39 40
2F
White
1 2 3 4 5 6 7 8 9 10
11 12 13 14 15 16 17 18 19 20 21 22 23 24 25
26 27 28 29 30 31 32 33 34 35 36 37 38 39 40
AF3
Blue
1 2 3 4 5 6 7
8 9 10 11 12 13 14
7 6 5 4 3 2 1
14 13 12 11 10 9 8
AF5
Blue
1 2 3 4 5 6 7 8 9 10 11
12 13 14 15 16 17 18
11 10 9 8 7 6 5 4 3 2 1
18 17 16 15 14 13 12

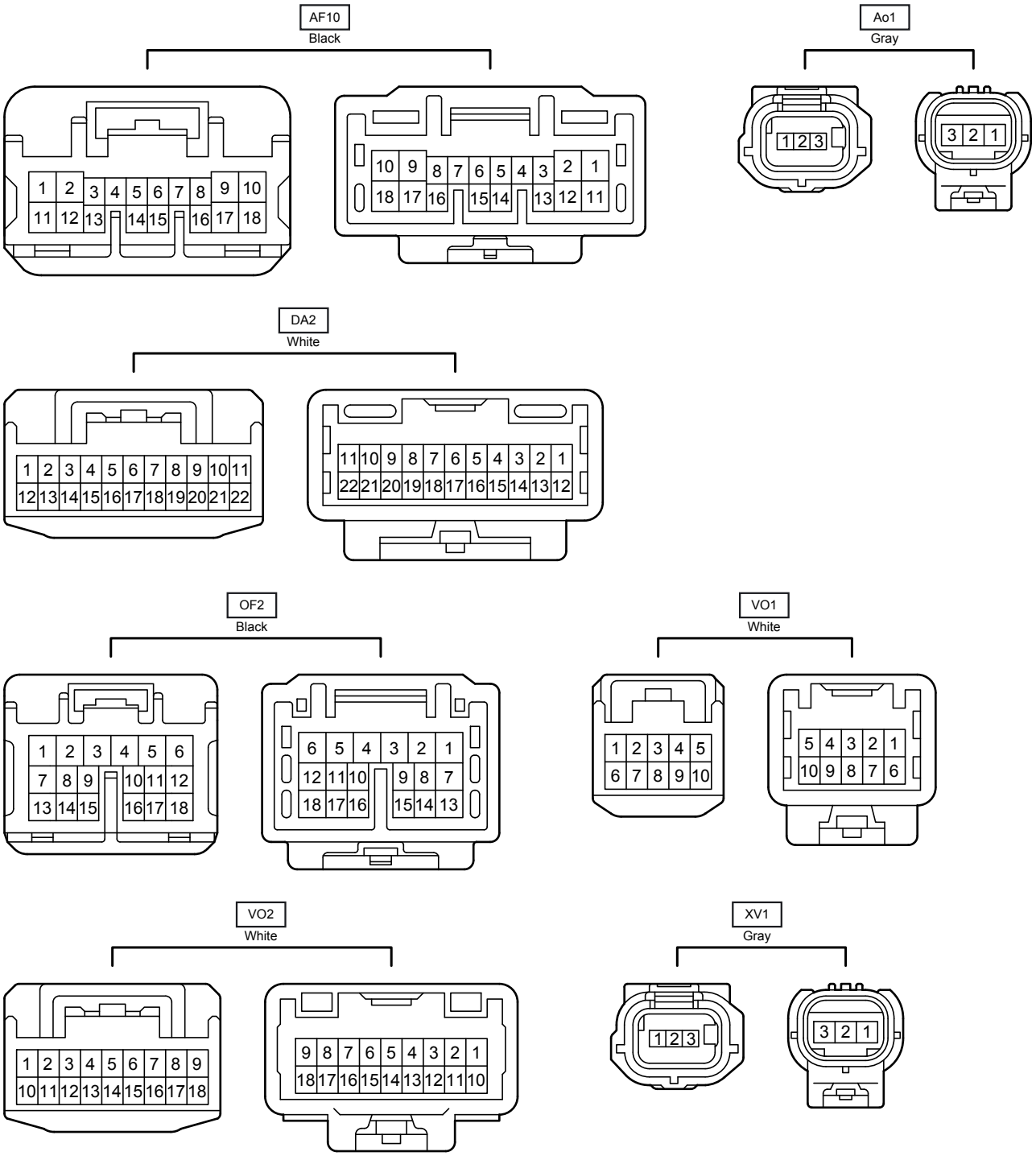
AF10
Black
1 2 3 4 5 6 7 8 9 10
11 12 13 14 15 16 17 18
10 9 8 7 6 5 4 3 2 1
18 17 16 15 14 13 12 11
Ao1
Gray
1 2 3
3 2 1
DA2
White
1 2 3 4 5 6 7 8 9 10 11
12 13 14 15 16 17 18 19 20 21 22
11 10 9 8 7 6 5 4 3 2 1
22 21 20 19 18 17 16 15 14 13 12
OF2
Black
1 2 3 4 5 6
7 8 9 10 11 12
13 14 15 16 17 18
6 5 4 3 2 1
12 11 10 9 8 7
18 17 16 15 14 13
VO1
White
1 2 3 4 5
6 7 8 9 10
5 4 3 2 1
10 9 8 7 6
VO2
White
1 2 3 4 5 6 7 8 9
10 11 12 13 14 15 16 17 18
9 8 7 6 5 4 3 2 1
18 17 16 15 14 13 12 11 10
XV1
Gray
1 2 3
3 2 1