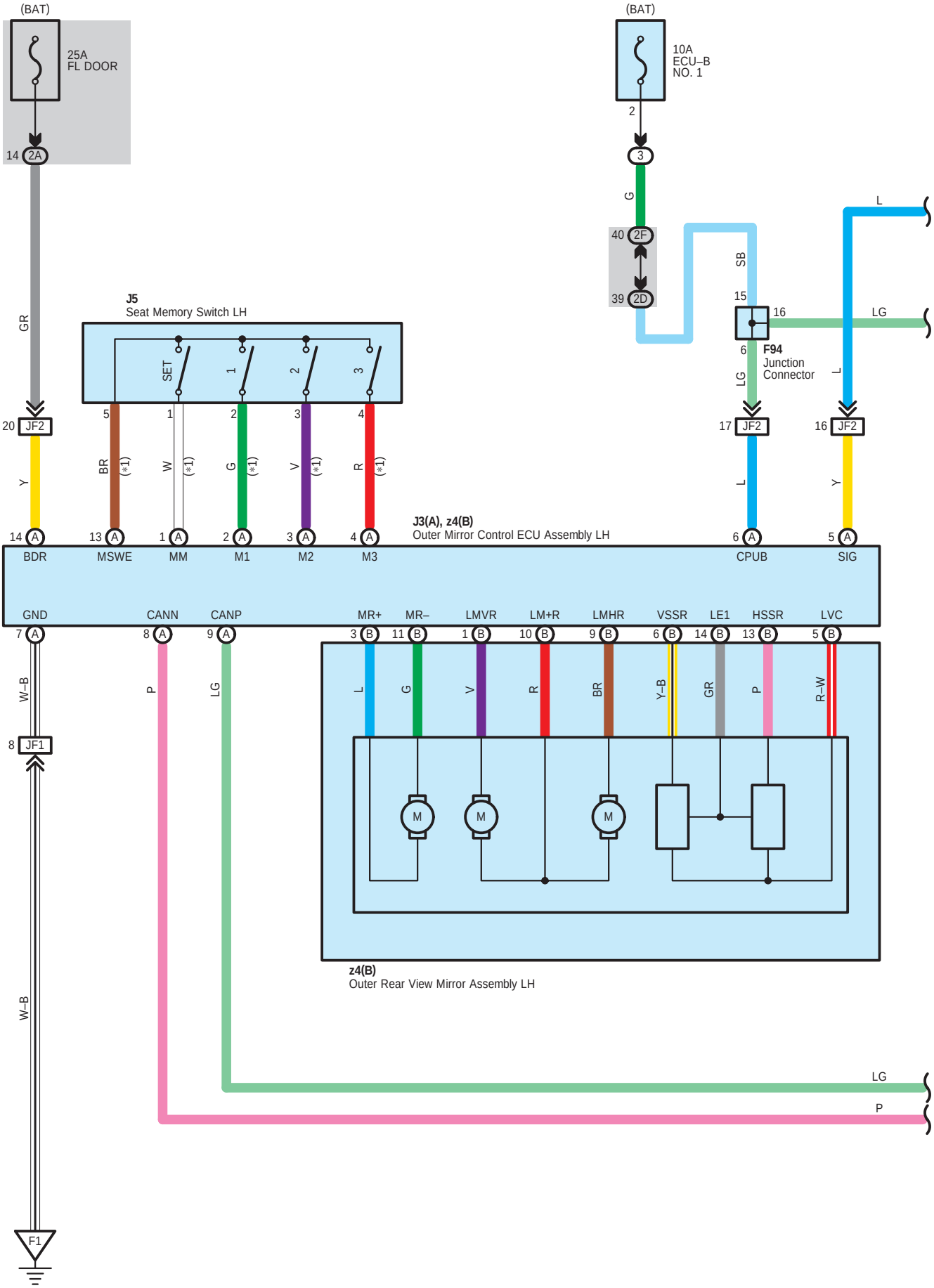
(BAT)
25A
FL DOOR
14 2A
GR
20 JF2
Y
(BAT)
10A
ECU–B
NO. 1
2
3
G
40 2F
39 2D
SB
15
16
L
LG
6
F94
Junction
Connector
LG
L
17 JF2
16 JF2
L
Y
J5
Seat Memory Switch LH
SET
1
2
3
5
1
2
3
4
BR (*1)
W (*1)
G (*1)
V (*1)
R (*1)
J3(A), z4(B)
Outer Mirror Control ECU Assembly LH
14 A
13 A
1 A
2 A
3 A
4 A
6 A
5 A
BDR
MSWE
MM
M1
M2
M3
CPUB
SIG
GND
CANN
CANP
MR+
MR–
LMVR
LM+R
LMHR
VSSR
LE1
HSSR
LVC
7 A
8 A
9 A
3 B
11 B
1 B
10 B
9 B
6 B
14 B
13 B
5 B
W–B
P
LG
L
G
V
R
BR
Y–B
GR
P
R–W
8 JF1
M
M
M
z4(B)
Outer Rear View Mirror Assembly LH
W–B
LG
P
F1

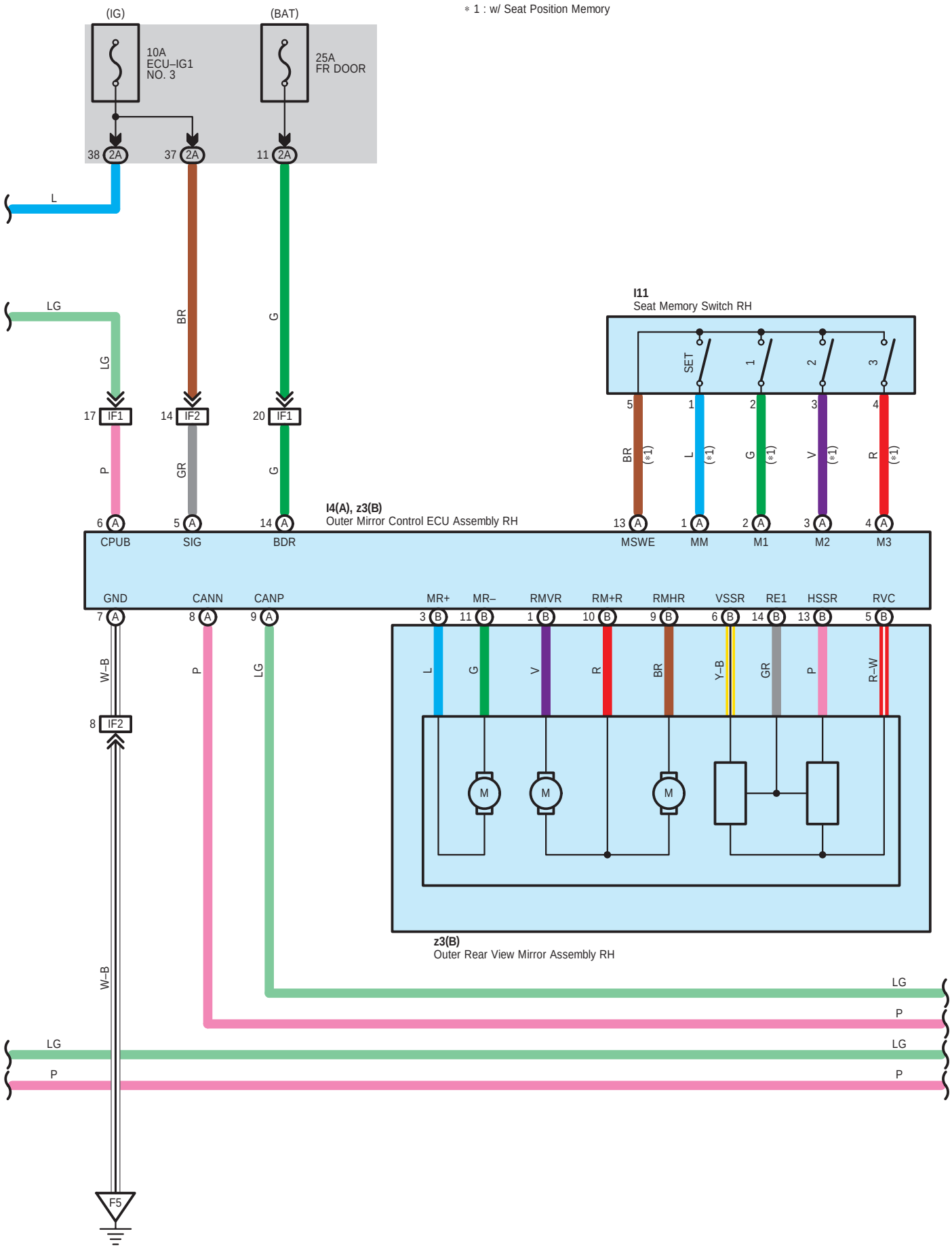
∗ 1 : w/ Seat Position Memory
(IG)
(BAT)
10A
ECU–IG1
NO. 3
25A
FR DOOR
38 2A
37 2A
11 2A
L
LG
BR
G
17 IF1
14 IF2
20 IF1
P
GR
G
I11
Seat Memory Switch RH
SET
1
2
3
5
1
2
3
4
BR (∗1)
L (∗1)
G (∗1)
V (∗1)
R (∗1)
I4(A), z3(B)
Outer Mirror Control ECU Assembly RH
6 A
5 A
14 A
13 A
1 A
2 A
3 A
4 A
CPUB
SIG
BDR
MSWE
MM
M1
M2
M3
GND
CANN
CANP
MR+
MR–
RMVR
RM+R
RMHR
VSSR
RE1
HSSR
RVC
7 A
8 A
9 A
3 B
11 B
1 B
10 B
9 B
6 B
14 B
13 B
5 B
W–B
P
LG
L
G
V
R
BR
Y–B
GR
P
R–W
8 IF2
M
M
M
z3(B)
Outer Rear View Mirror Assembly RH
W–B
LG
P
LG
P
LG
P
F5

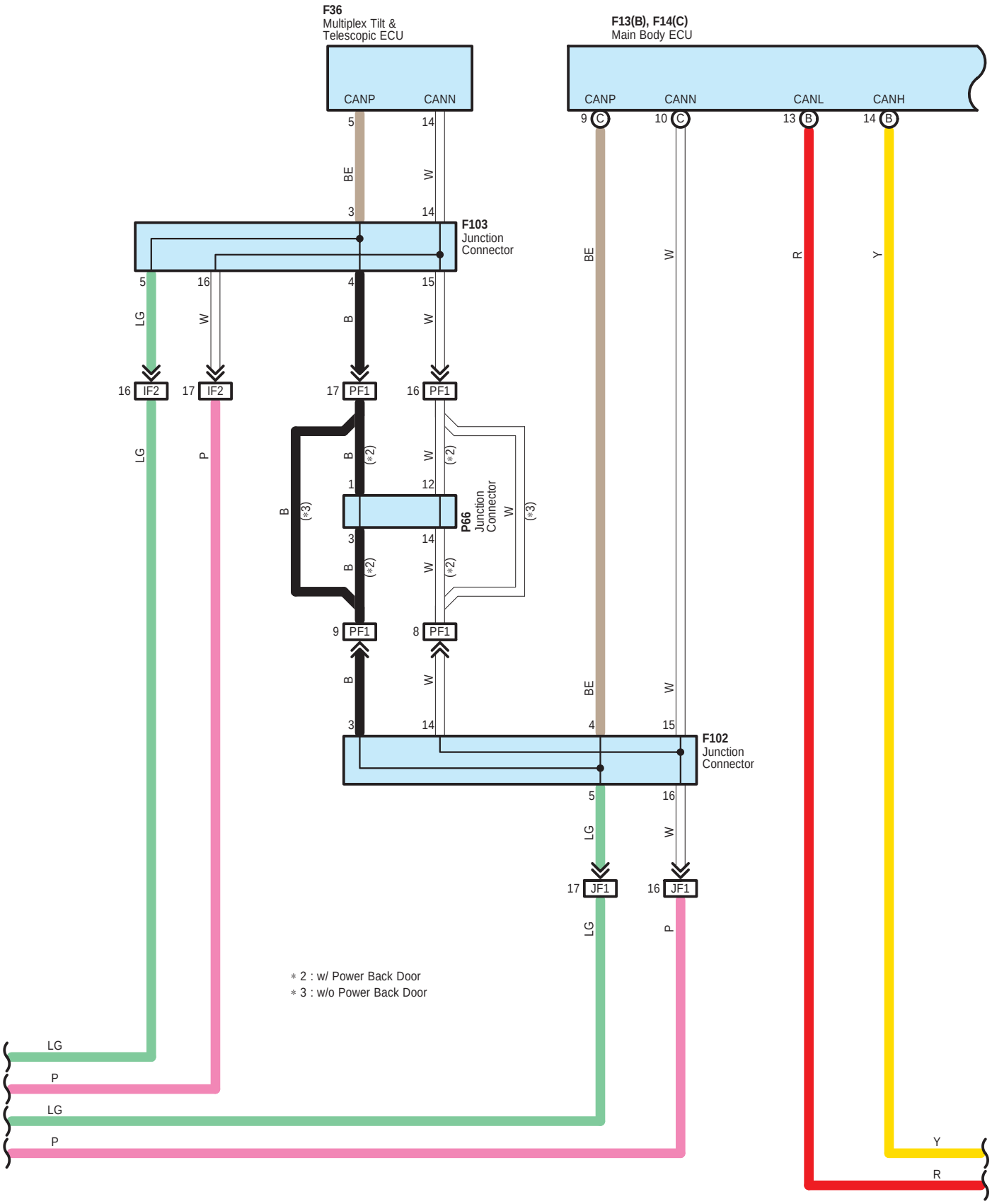
F36
Multiplex Tilt &
Telescopic ECU
CANP
CANN
F13(B), F14(C)
Main Body ECU
CANP
CANN
CANL
CANH
F103
Junction
Connector
P66
Junction
Connector
F102
Junction
Connector
IF2
PF1
JF1
(*2)
(*3)
* 2 : w/ Power Back Door
* 3 : w/o Power Back Door

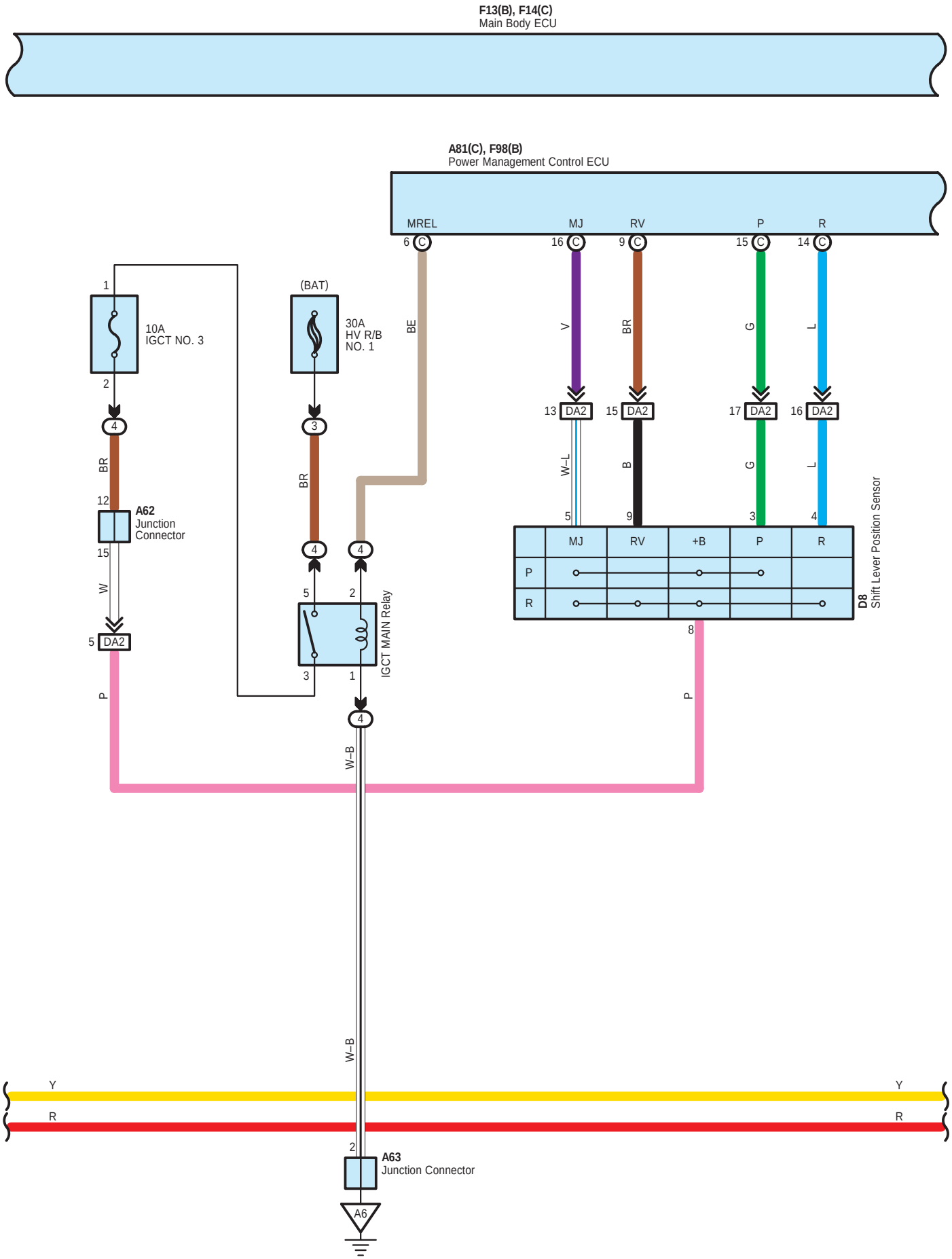
F13(B), F14(C)
Main Body ECU
A81(C), F98(B)
Power Management Control ECU
MREL
MJ
RV
P
R
6 C
16 C
9 C
15 C
14 C
1
10A
IGCT NO. 3
2
4
BR
12
A62
Junction
Connector
15
W
5 DA2
P
(BAT)
30A
HV R/B
NO. 1
3
BR
4
5
3
BE
4
2
1
IGCT MAIN Relay
4
W–B
W–B
V
BR
G
L
13 DA2
15 DA2
17 DA2
16 DA2
W–L
B
G
L
5
9
3
4
MJ
RV
+B
P
R
P
R
8
D8
Shift Lever Position Sensor
P
Y
R
Y
R
2
A63
Junction Connector
A6

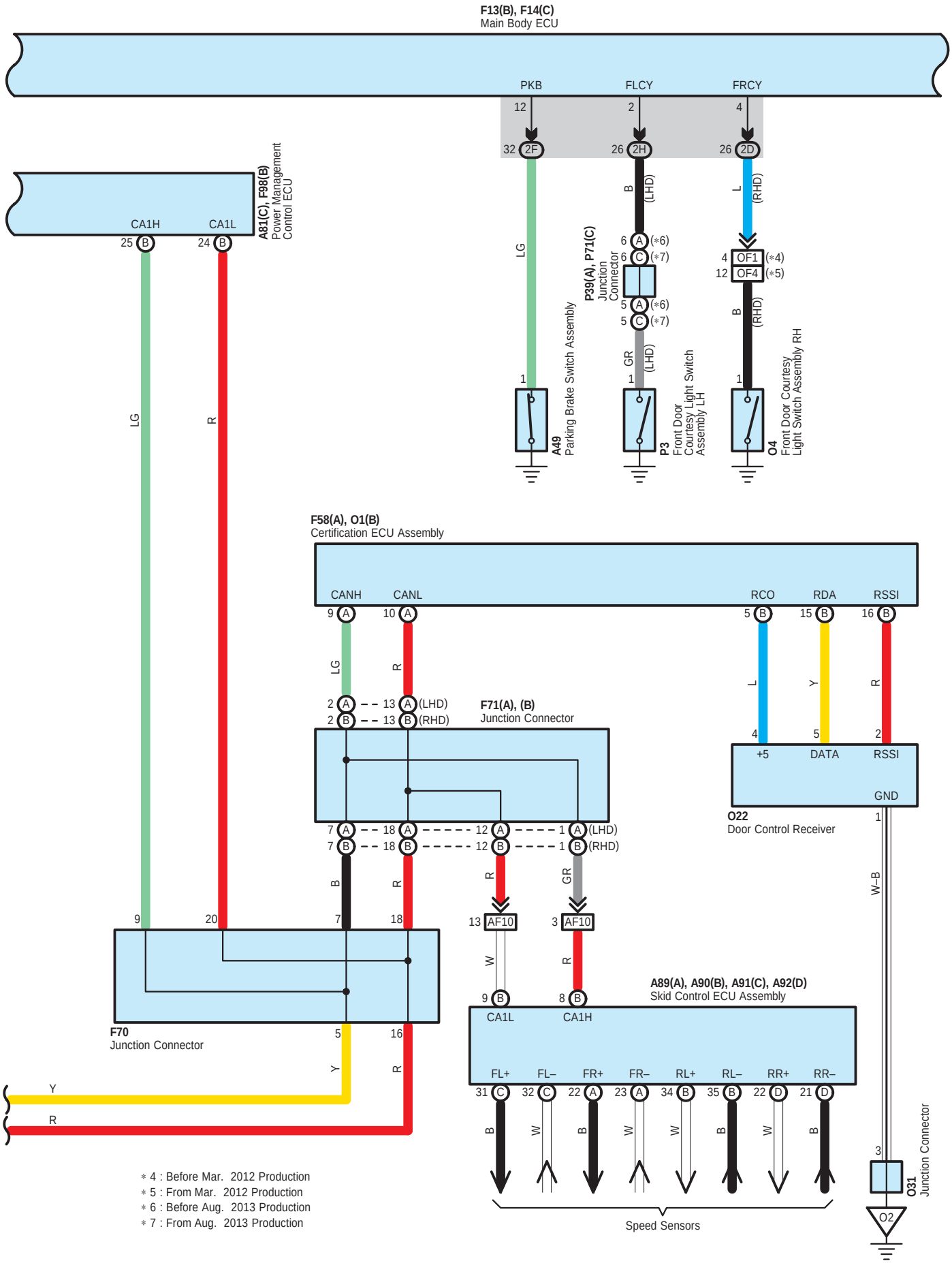
F13(B), F14(C)
Main Body ECU
PKB
FLCY
FRCY
12
2
4
32 2F
26 2H
26 2D
A81(C), F98(B)
Power Management Control ECU
CA1H
CA1L
25 B
24 B
LG
R
B (LHD)
L (RHD)
6 A (*6)
6 C (*7)
P39(A), P71(C)
Junction Connector
5 A (*6)
5 C (*7)
GR (LHD)
4 OF1 (*4)
12 OF4 (*5)
B (RHD)
1
A49
Parking Brake Switch Assembly
P3
Front Door Courtesy Light Switch Assembly LH
O4
Front Door Courtesy Light Switch Assembly RH
F58(A), O1(B)
Certification ECU Assembly
CANH
CANL
RCO
RDA
RSSI
9 A
10 A
5 B
15 B
16 B
2 A 13 A (LHD)
2 B 13 B (RHD)
F71(A), (B)
Junction Connector
7 A 18 A 12 A 1 A (LHD)
7 B 18 B 12 B 1 B (RHD)
4
5
2
+5
DATA
RSSI
GND
O22
Door Control Receiver
W–B
13 AF10
3 AF10
W
9 B
8 B
CA1L
CA1H
A89(A), A90(B), A91(C), A92(D)
Skid Control ECU Assembly
9
20
7
18
F70
Junction Connector
5
16
Y
FL+
FL–
FR+
FR–
RL+
RL–
RR+
RR–
31 C
32 C
22 A
23 A
34 B
35 B
22 D
21 D
3
O31
Junction Connector
O2
Speed Sensors
* 4 : Before Mar. 2012 Production
* 5 : From Mar. 2012 Production
* 6 : Before Aug. 2013 Production
* 7 : From Aug. 2013 Production

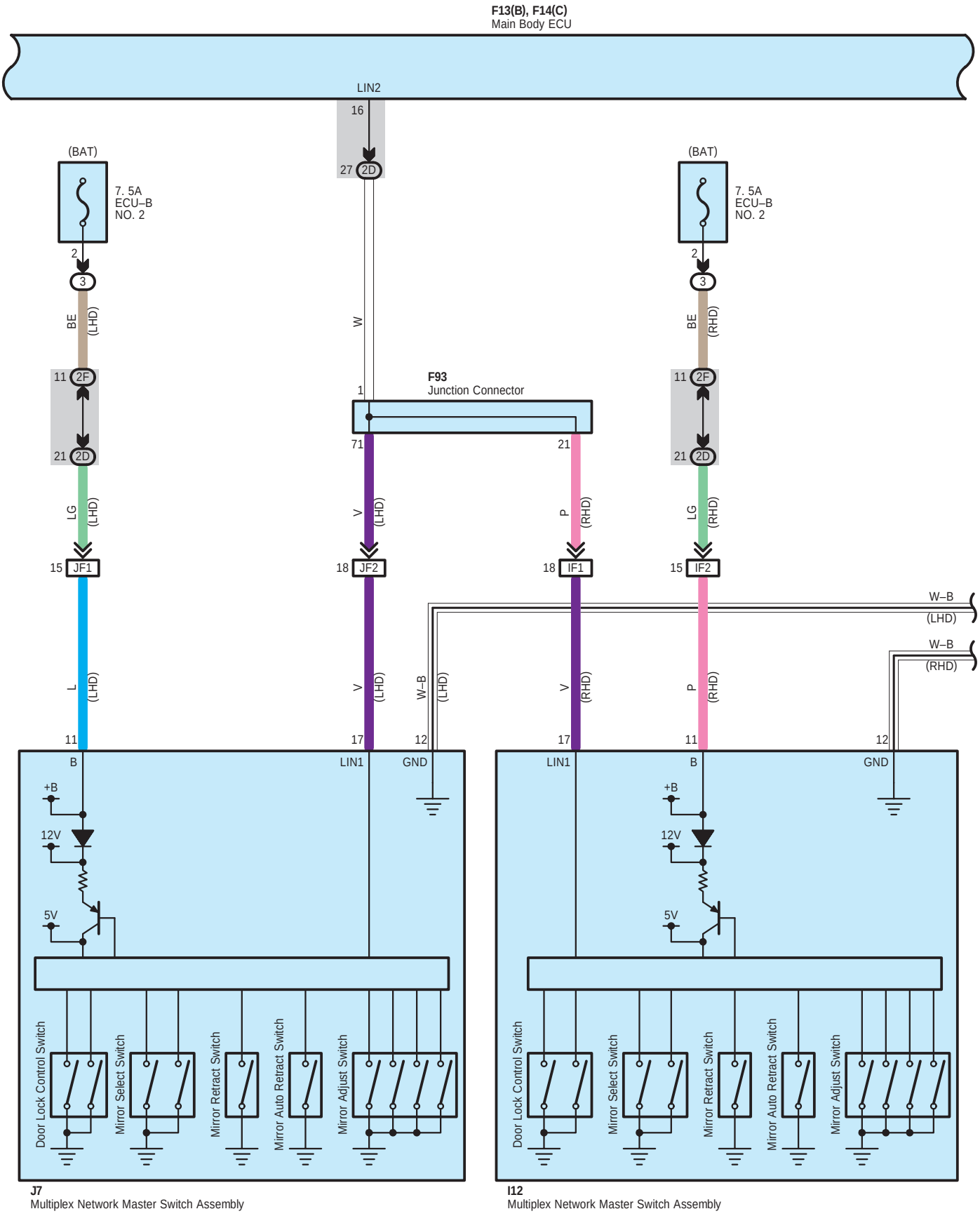
F13(B), F14(C)
Main Body ECU
LIN2
16
27 2D
(BAT)
7. 5A
ECU–B
NO. 2
2
3
BE (LHD)
11 2F
21 2D
LG (LHD)
15 JF1
L (LHD)
11
B
+B
12V
5V
W
1
F93
Junction Connector
71
21
V (LHD)
18 JF2
V (LHD)
17
LIN1
W–B (LHD)
12
GND
P (RHD)
18 IF1
V (RHD)
17
LIN1
BE (RHD)
LG (RHD)
15 IF2
P (RHD)
11
B
W–B
(LHD)
W–B
(RHD)
12
GND
Door Lock Control Switch
Mirror Select Switch
Mirror Retract Switch
Mirror Auto Retract Switch
Mirror Adjust Switch
J7
Multiplex Network Master Switch Assembly
I12
Multiplex Network Master Switch Assembly

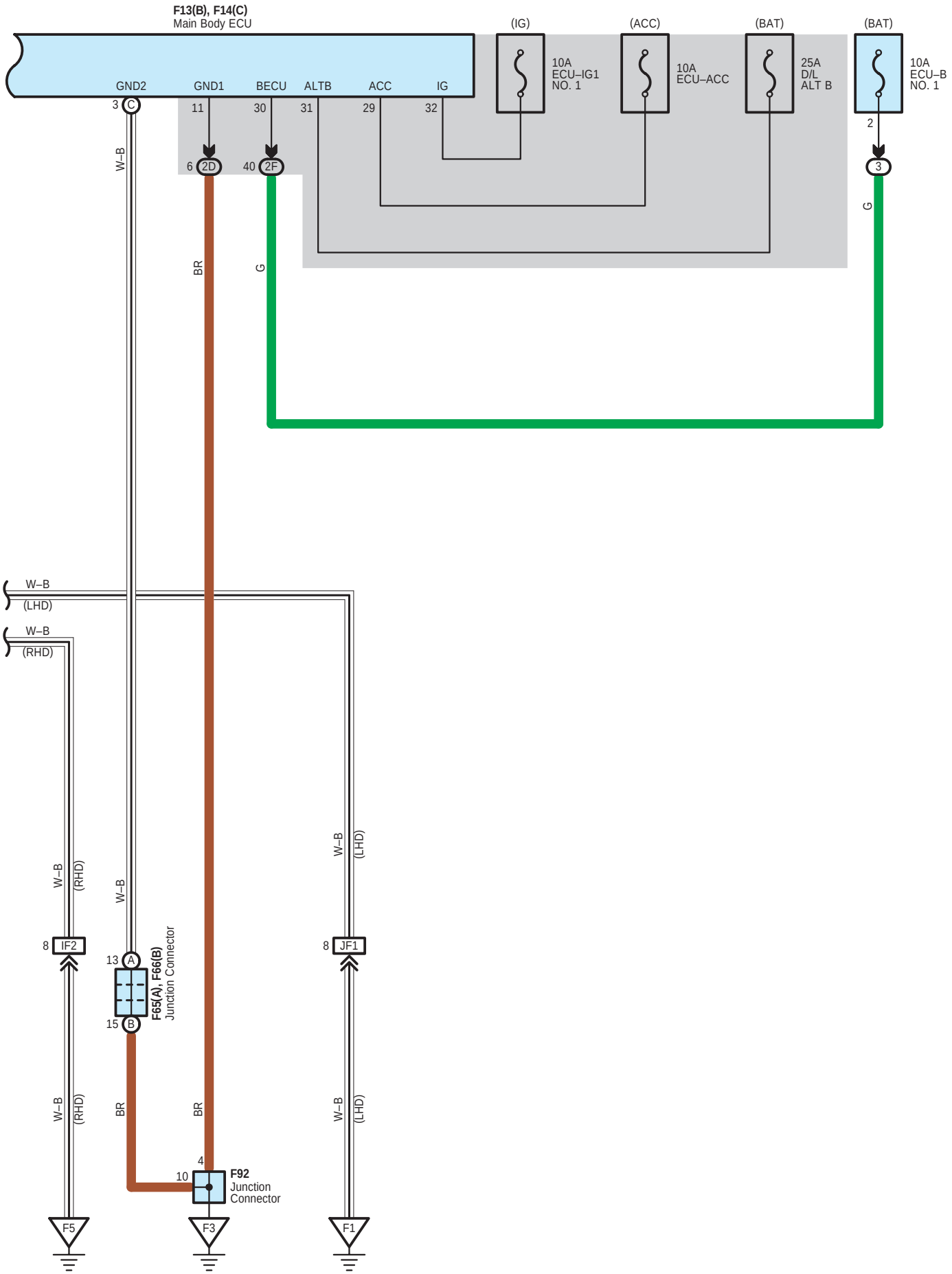
F13(B), F14(C)
Main Body ECU
GND2
GND1
BECU
ALTB
ACC
IG
(IG)
(ACC)
(BAT)
(BAT)
10A
ECU–IG1
NO. 1
10A
ECU–ACC
25A
D/L
ALT B
10A
ECU–B
NO. 1
3 C
11
30
31
29
32
2
6 2D
40 2F
3
W–B
BR
G
G
W–B
(LHD)
W–B
(RHD)
W–B
(RHD)
W–B
(LHD)
8 IF2
8 JF1
13 A
15 B
F65(A), F66(B)
Junction Connector
W–B
(RHD)
BR
BR
W–B
(LHD)
4
10
F92
Junction
Connector
F5
F3
F1

A 49
Black

A 62
Black

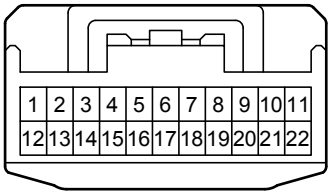

A 63
White

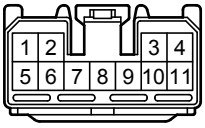

A 81
Gray

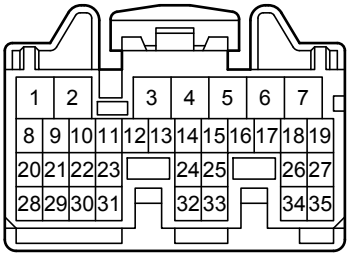

A 89
White

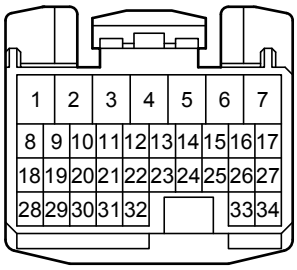

A 90
White

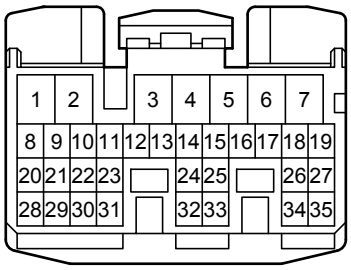

A 91
White

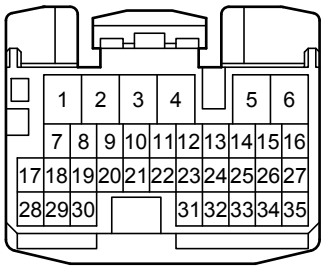

A 92
White

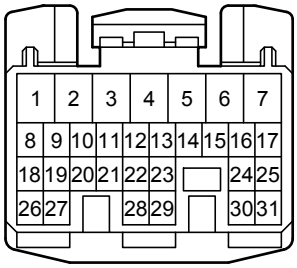

D 8
Gray

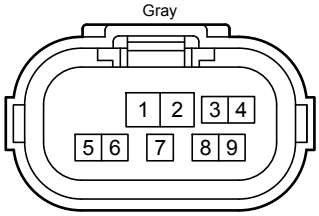

F 13
Black

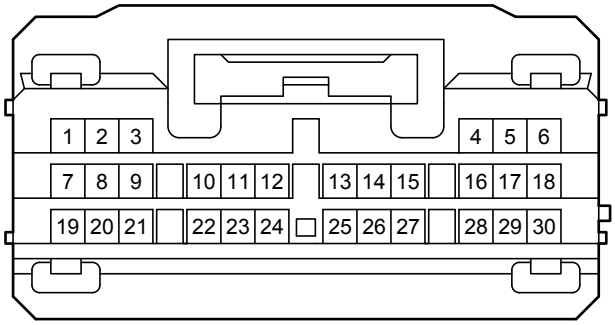

F 14
White

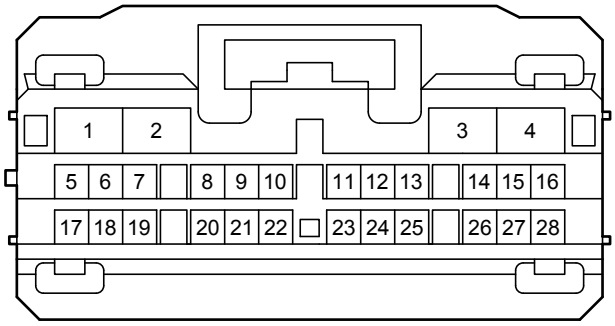

F 36
White



F 58
White

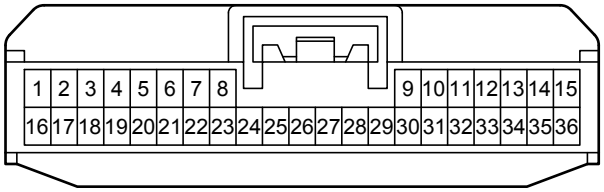

F 65
White

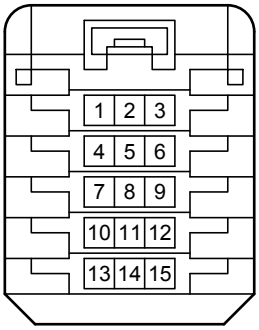

F 66
White

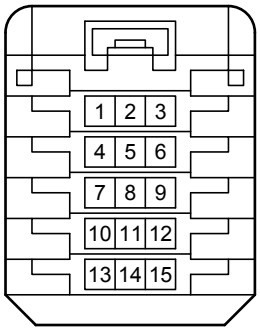

F 70
Blue

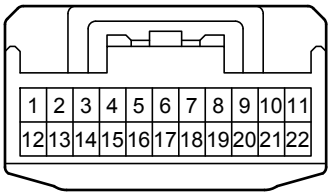

F 71
Blue

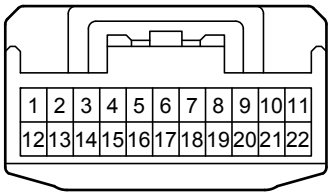

F 92
White

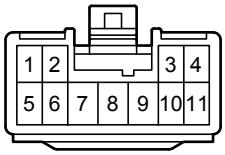

F 93
White

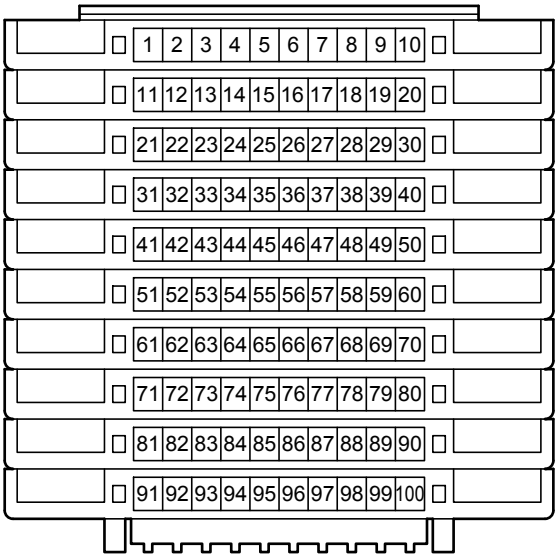

F 94
White

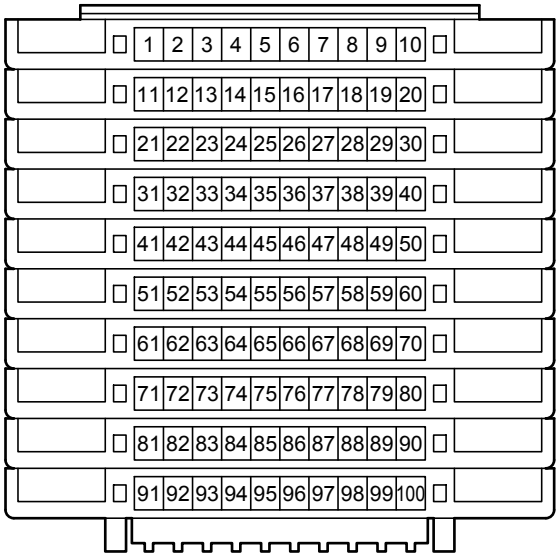

F 98
Gray

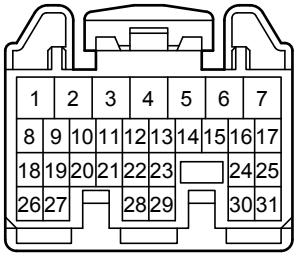

F102
White

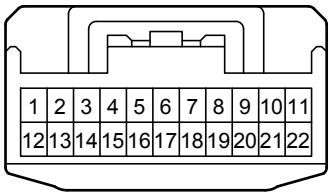

F103
White

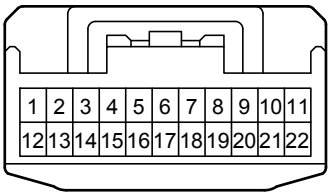

I 4
White

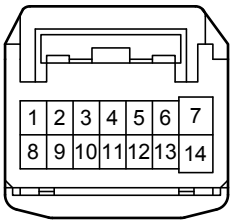

I 11
White

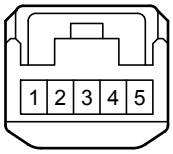

I 12
White

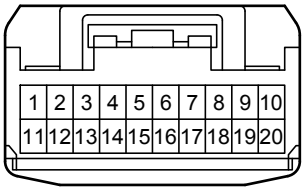

J 3
White

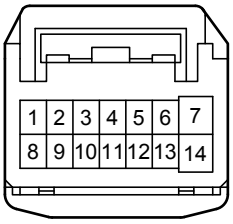

J 5
White

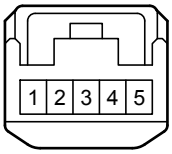

J 7
White

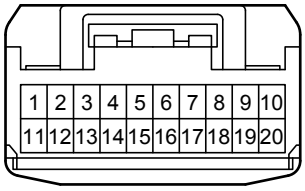

O 1
White

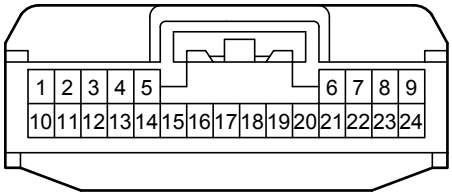

O 4
White

O 22
Blue

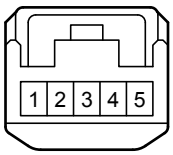

O 31
White

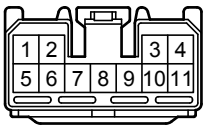

P 3
White

P 39
Blue

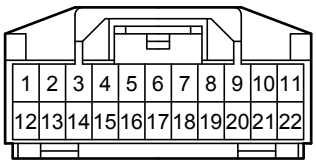

P 66
White

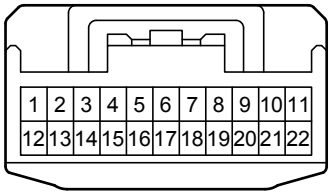

P 71
Blue

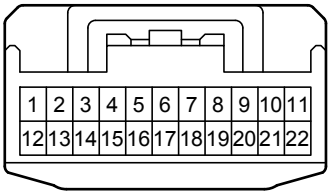

z 3
White

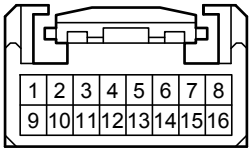

z 4
White

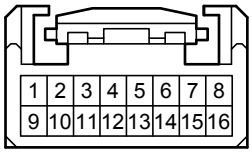

2A
White

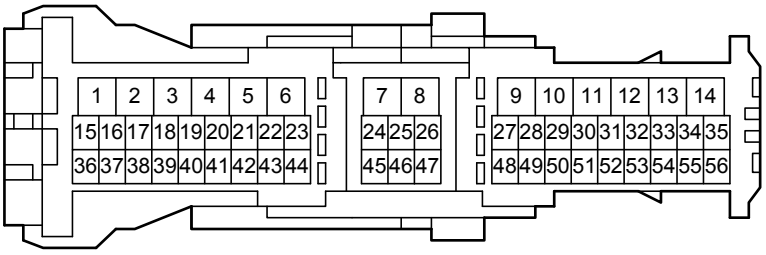

2D
White

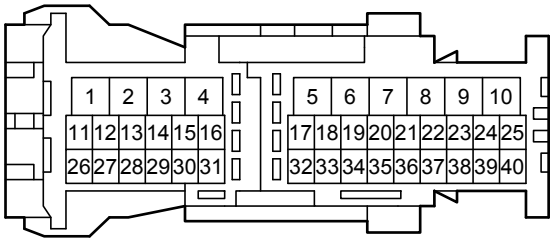

2F
White

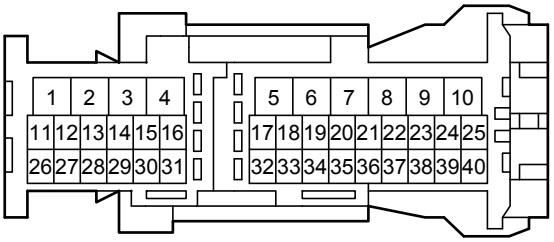

2H
White

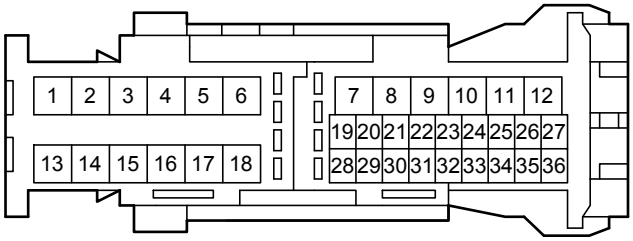

AF10
Black

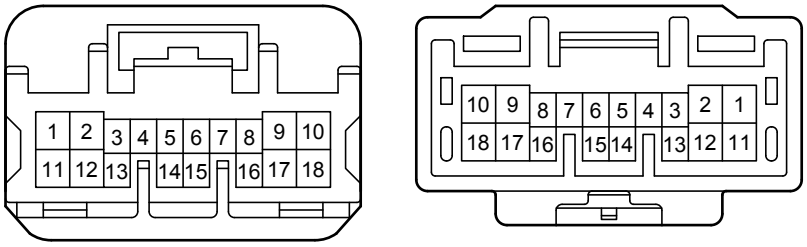

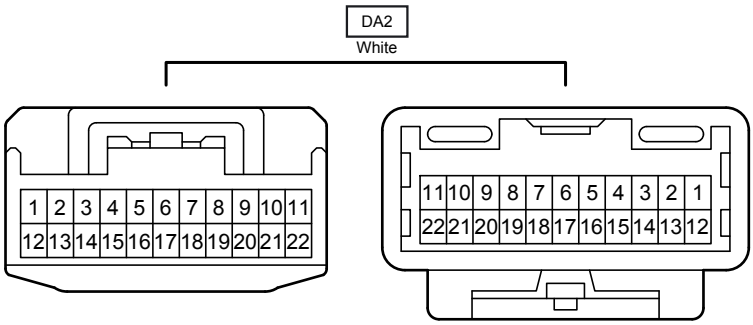
DA2
White
1 2 3 4 5 6 7 8 9 10 11
12 13 14 15 16 17 18 19 20 21 22
11 10 9 8 7 6 5 4 3 2 1
22 21 20 19 18 17 16 15 14 13 12

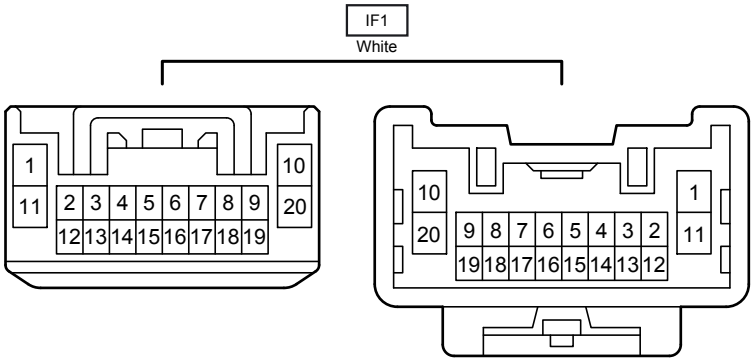
IF1
White
1
11
2 3 4 5 6 7 8 9
12 13 14 15 16 17 18 19
10
20
10
20
9 8 7 6 5 4 3 2
19 18 17 16 15 14 13 12
1
11

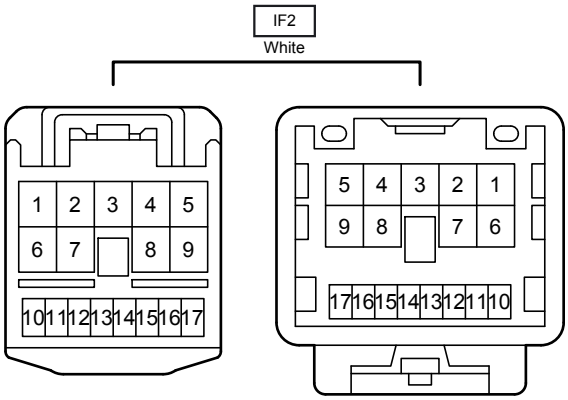
IF2
White
1 2 3 4 5
6 7 8 9
10 11 12 13 14 15 16 17
5 4 3 2 1
9 8 7 6
17 16 15 14 13 12 11 10

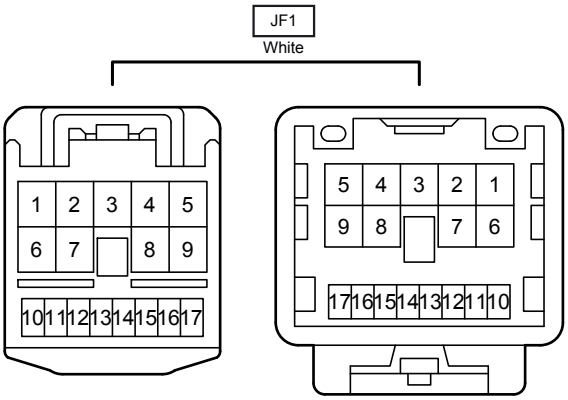
JF1
White
1 2 3 4 5
6 7 8 9
10 11 12 13 14 15 16 17
5 4 3 2 1
9 8 7 6
17 16 15 14 13 12 11 10

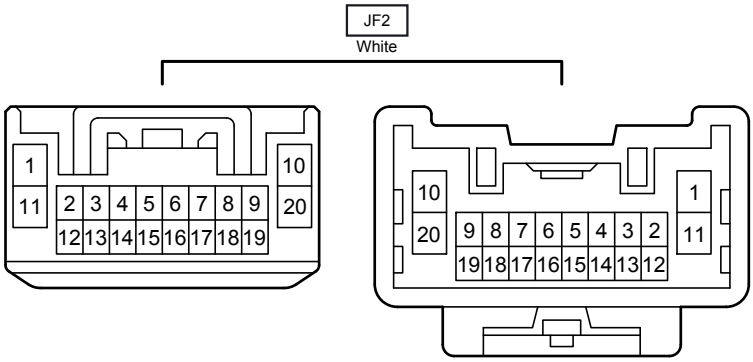
JF2
White
1
11
2 3 4 5 6 7 8 9
12 13 14 15 16 17 18 19
10
20
10
20
9 8 7 6 5 4 3 2
19 18 17 16 15 14 13 12
1
11

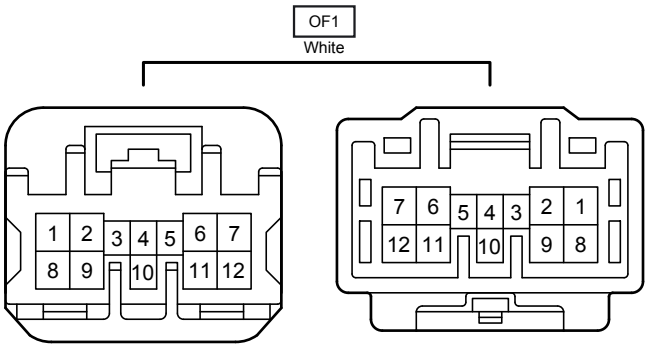
OF1
White
1 2 3 4 5 6 7
8 9 10 11 12
7 6 5 4 3 2 1
12 11 10 9 8

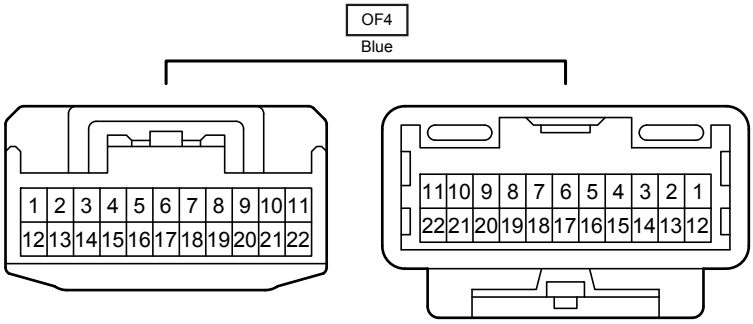
OF4
Blue
1 2 3 4 5 6 7 8 9 10 11
12 13 14 15 16 17 18 19 20 21 22
11 10 9 8 7 6 5 4 3 2 1
22 21 20 19 18 17 16 15 14 13 12

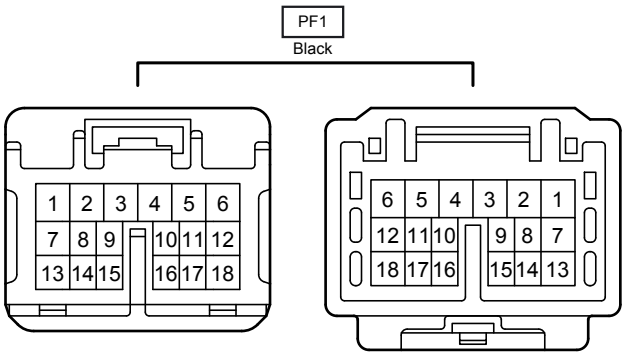
PF1
Black
1 2 3 4 5 6
7 8 9 10 11 12
13 14 15 16 17 18
6 5 4 3 2 1
12 11 10 9 8 7
18 17 16 15 14 13