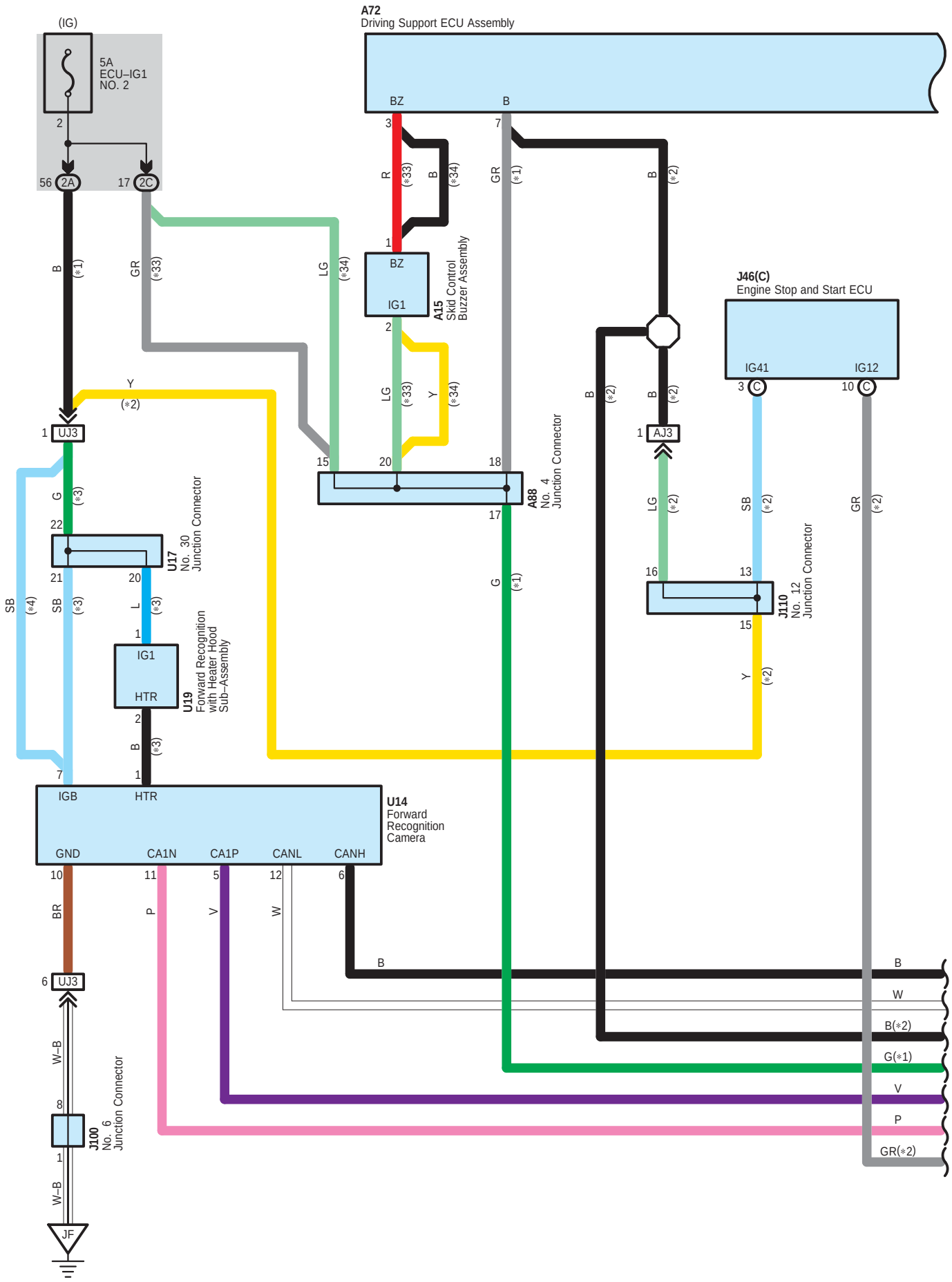
(IG)
5A
ECU–IG1
NO. 2
2
56 2A
17 2C
A72
Driving Support ECU Assembly
BZ
B
3
7
R (*33)
B (*34)
GR (*1)
B (*2)
1
BZ
IG1
A15
Skid Control
Buzzer Assembly
2
LG (*33)
Y (*34)
B (*1)
GR (*33)
LG (*34)
Y (*2)
1 UJ3
G (*3)
22
U17
No. 30
Junction Connector
21
20
L (*3)
1
IG1
HTR
U19
Forward Recognition
with Heater Hood
Sub–Assembly
2
B (*3)
1
SB (*4)
SB (*3)
7
IGB
HTR
U14
Forward
Recognition
Camera
GND
CA1N
CA1P
CANL
CANH
10
11
5
12
6
BR
P
V
W
B
6 UJ3
W–B
8
J100
No. 6
Junction Connector
1
W–B
JF
15
20
18
17
A88
No. 4
Junction Connector
G (*1)
B (*2)
B (*2)
1 AJ3
LG (*2)
16
J46(C)
Engine Stop and Start ECU
IG41
IG12
3 C
10 C
SB (*2)
GR (*2)
13
J110
No. 12
Junction Connector
15
Y (*2)
B
W
B(*2)
G(*1)
V
P
GR(*2)

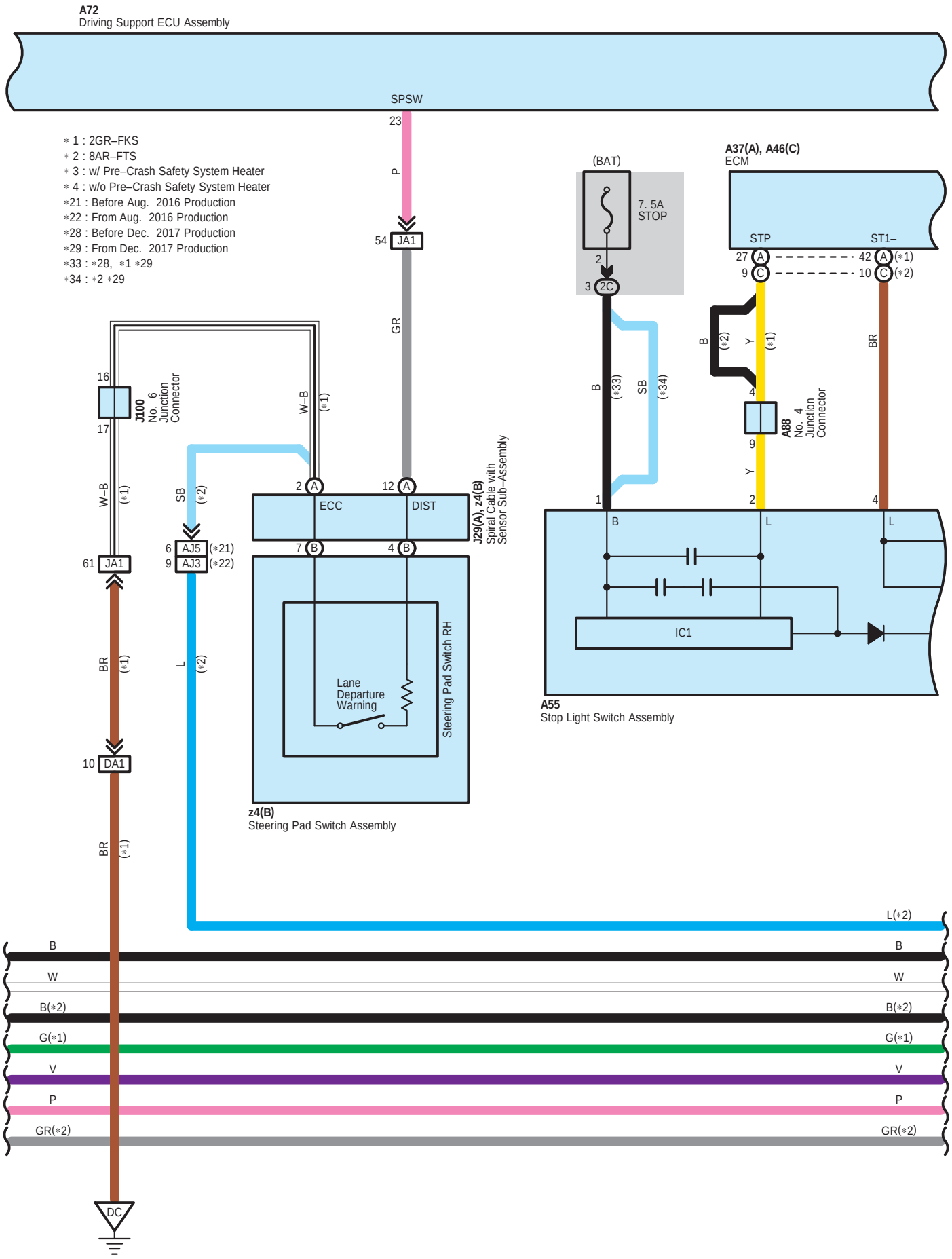
A72
Driving Support ECU Assembly
SPSW
23
P
54 JA1
GR
∗1 : 2GR–FKS
∗2 : 8AR–FTS
∗3 : w/ Pre–Crash Safety System Heater
∗4 : w/o Pre–Crash Safety System Heater
∗21 : Before Aug. 2016 Production
∗22 : From Aug. 2016 Production
∗28 : Before Dec. 2017 Production
∗29 : From Dec. 2017 Production
∗33 : ∗28, ∗1 ∗29
∗34 : ∗2 ∗29
(BAT)
7. 5A
STOP
2
3 2C
A37(A), A46(C)
ECM
STP
ST1–
27 A
9 C
42 A (∗1)
10 C (∗2)
B (∗2)
Y (∗1)
BR
B (∗33)
SB (∗34)
4
A88
No. 4
Junction
Connector
9
Y
1
2
4
B
L
L
IC1
A55
Stop Light Switch Assembly
16
17
J100
No. 6
Junction
Connector
W–B (∗1)
W–B (∗1)
SB (∗2)
2 A
12 A
ECC
DIST
J29(A), z4(B)
Spiral Cable with
Sensor Sub–Assembly
7 B
4 B
6 AJ5 (∗21)
9 AJ3 (∗22)
61 JA1
BR (∗1)
L (∗2)
Lane
Departure
Warning
Steering Pad Switch RH
z4(B)
Steering Pad Switch Assembly
10 DA1
BR (∗1)
L(∗2)
B
W
B(∗2)
G(∗1)
V
P
GR(∗2)
DC

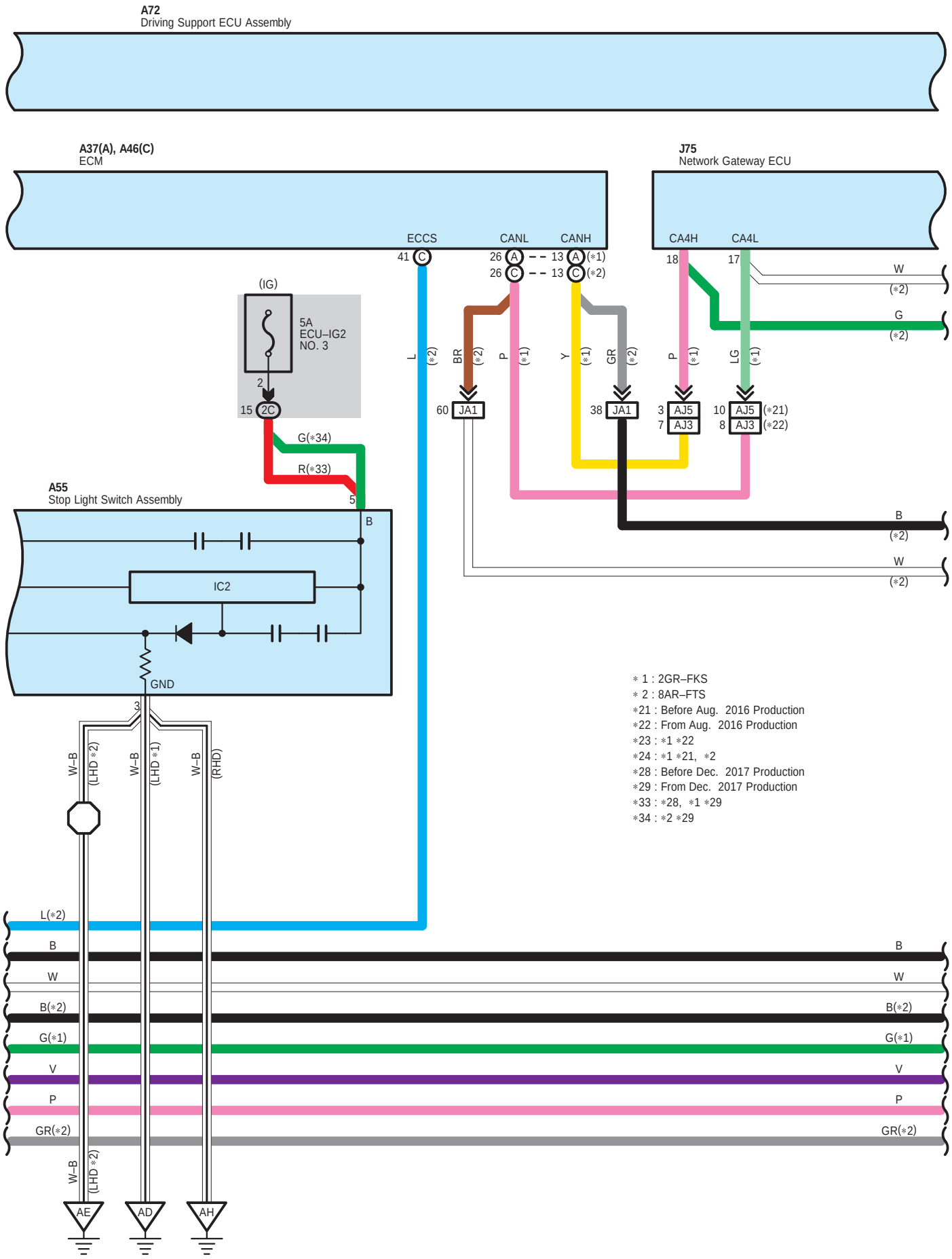
A72
Driving Support ECU Assembly
A37(A), A46(C)
ECM
J75
Network Gateway ECU
ECCS
CANL
CANH
CA4H
CA4L
41 C
26 A
13 A (*1)
26 C
13 C (*2)
18
17
W
(*2)
G
(*2)
(IG)
5A
ECU–IG2
NO. 3
2
15 2C
L (*2)
BR (*2)
P (*1)
Y (*1)
GR (*2)
P (*1)
LG (*1)
60 JA1
38 JA1
3 AJ5
7 AJ3
10 AJ5 (*21)
8 AJ3 (*22)
G(*34)
R(*33)
5
A55
Stop Light Switch Assembly
B
IC2
GND
B
(*2)
W
(*2)
3
W–B (LHD *2)
W–B (LHD *1)
W–B (RHD)
L(*2)
B
W
B(*2)
G(*1)
V
P
GR(*2)
W–B (LHD *2)
AE
AD
AH
* 1 : 2GR–FKS
* 2 : 8AR–FTS
*21 : Before Aug. 2016 Production
*22 : From Aug. 2016 Production
*23 : *1 *22
*24 : *1 *21, *2
*28 : Before Dec. 2017 Production
*29 : From Dec. 2017 Production
*33 : *28, *1 *29
*34 : *2 *29

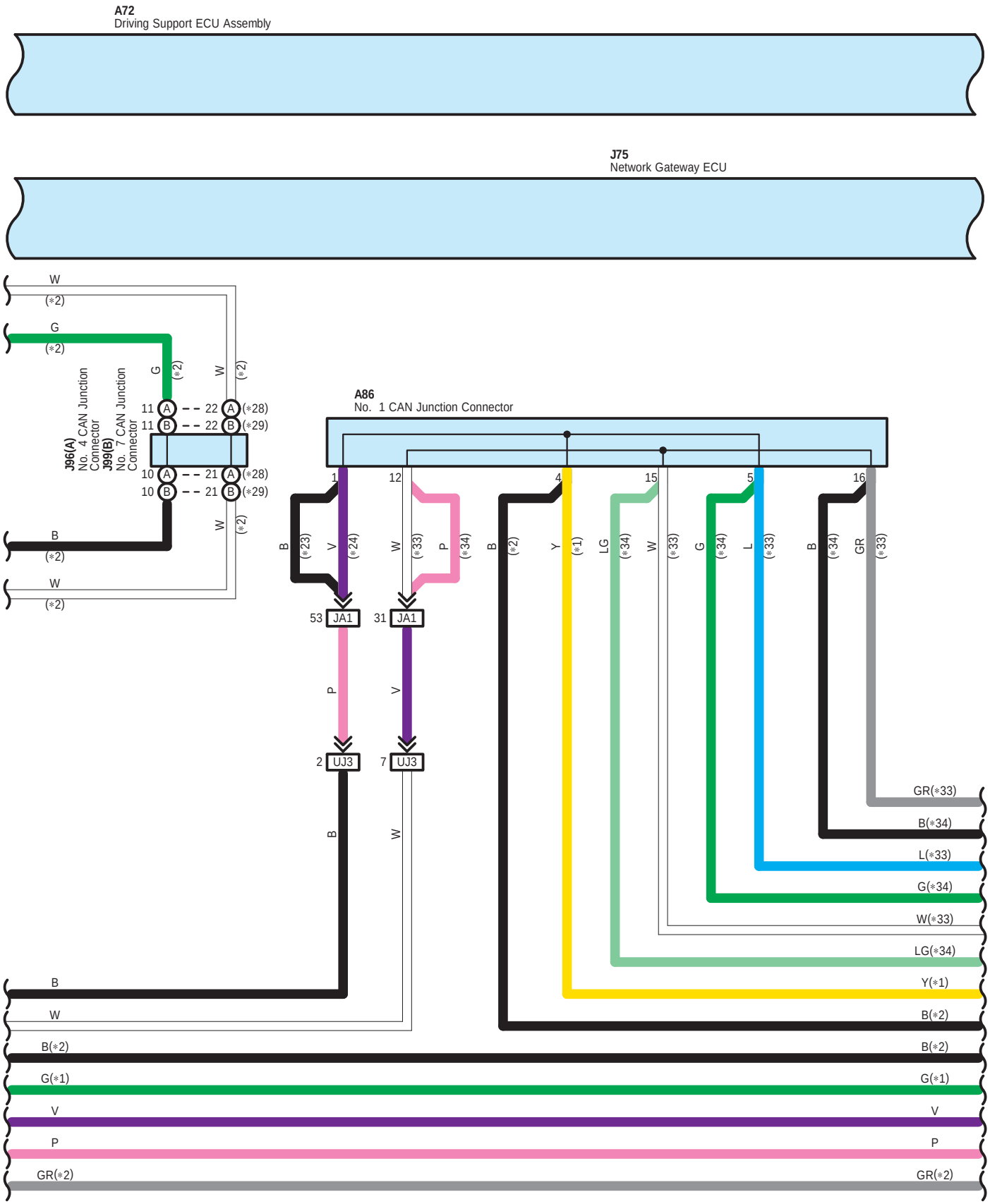
A72
Driving Support ECU Assembly
J75
Network Gateway ECU
A86
No. 1 CAN Junction Connector
J96(A)
No. 4 CAN Junction Connector
J99(B)
No. 7 CAN Junction Connector
JA1
UJ3
GR(*33)
B(*34)
L(*33)
G(*34)
W(*33)
LG(*34)
Y(*1)
B(*2)
G(*1)
V
P
GR(*2)

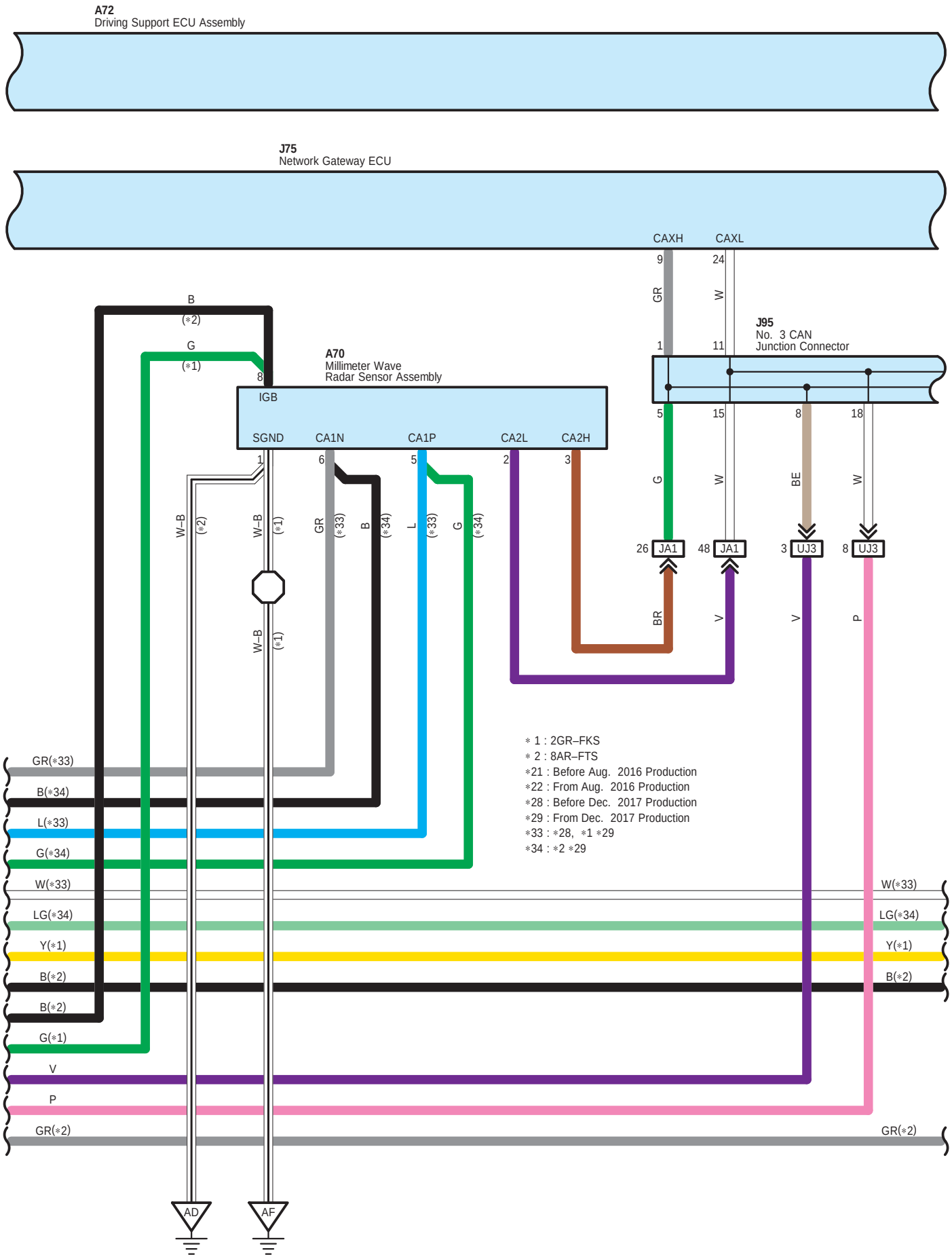
A72
Driving Support ECU Assembly
J75
Network Gateway ECU
CAXH
CAXL
9
24
GR
W
1
11
J95
No. 3 CAN
Junction Connector
B
(*2)
G
(*1)
8
A70
Millimeter Wave
Radar Sensor Assembly
IGB
SGND
CA1N
CA1P
CA2L
CA2H
1
6
5
2
3
5
15
8
18
G
W
BE
W
26 JA1
48 JA1
3 UJ3
8 UJ3
BR
V
V
P
W–B
(*2)
W–B
(*1)
GR
(*33)
B
(*34)
L
(*33)
G
(*34)
W–B
(*1)
* 1 : 2GR–FKS
* 2 : 8AR–FTS
*21 : Before Aug. 2016 Production
*22 : From Aug. 2016 Production
*28 : Before Dec. 2017 Production
*29 : From Dec. 2017 Production
*33 : *28, *1 *29
*34 : *2 *29
GR(*33)
B(*34)
L(*33)
G(*34)
W(*33)
LG(*34)
Y(*1)
B(*2)
B(*2)
G(*1)
V
P
GR(*2)
W(*33)
LG(*34)
Y(*1)
B(*2)
GR(*2)
AD
AF

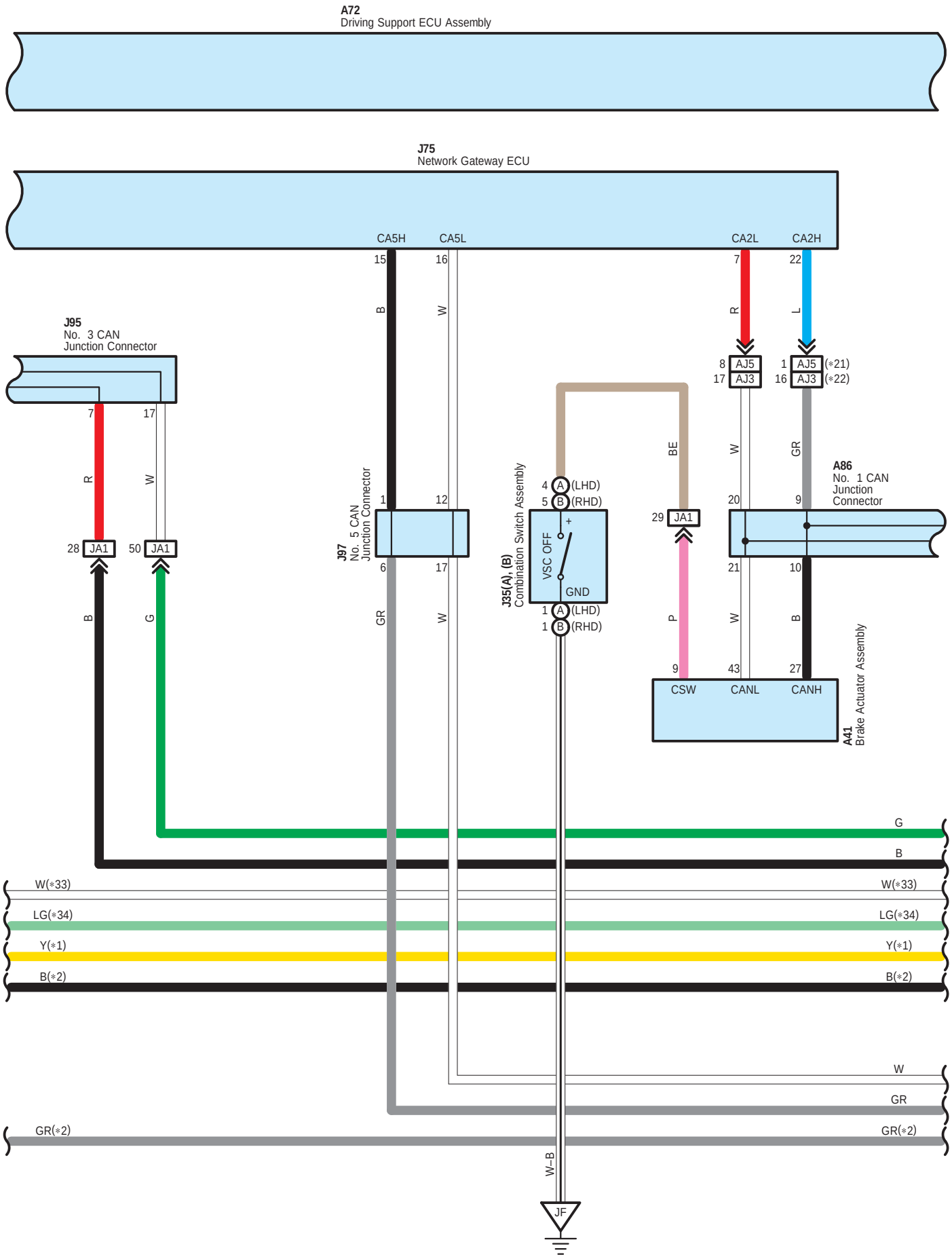
A72
Driving Support ECU Assembly
J75
Network Gateway ECU
CA5H
CA5L
CA2L
CA2H
15
16
7
22
B
W
R
L
J95
No. 3 CAN
Junction Connector
7
17
R
W
28 JA1
50 JA1
B
G
8 AJ5
17 AJ3
1 AJ5 (*21)
16 AJ3 (*22)
W
GR
BE
J97
No. 5 CAN
Junction Connector
1
12
6
17
GR
W
J35(A), (B)
Combination Switch Assembly
VSC OFF
GND
4 A (LHD)
5 B (RHD)
1 A (LHD)
1 B (RHD)
29 JA1
P
9
A86
No. 1 CAN
Junction
Connector
20
9
21
10
W
B
43
27
CSW
CANL
CANH
A41
Brake Actuator Assembly
G
B
W(*33)
LG(*34)
Y(*1)
B(*2)
W
GR
GR(*2)
W-B
JF

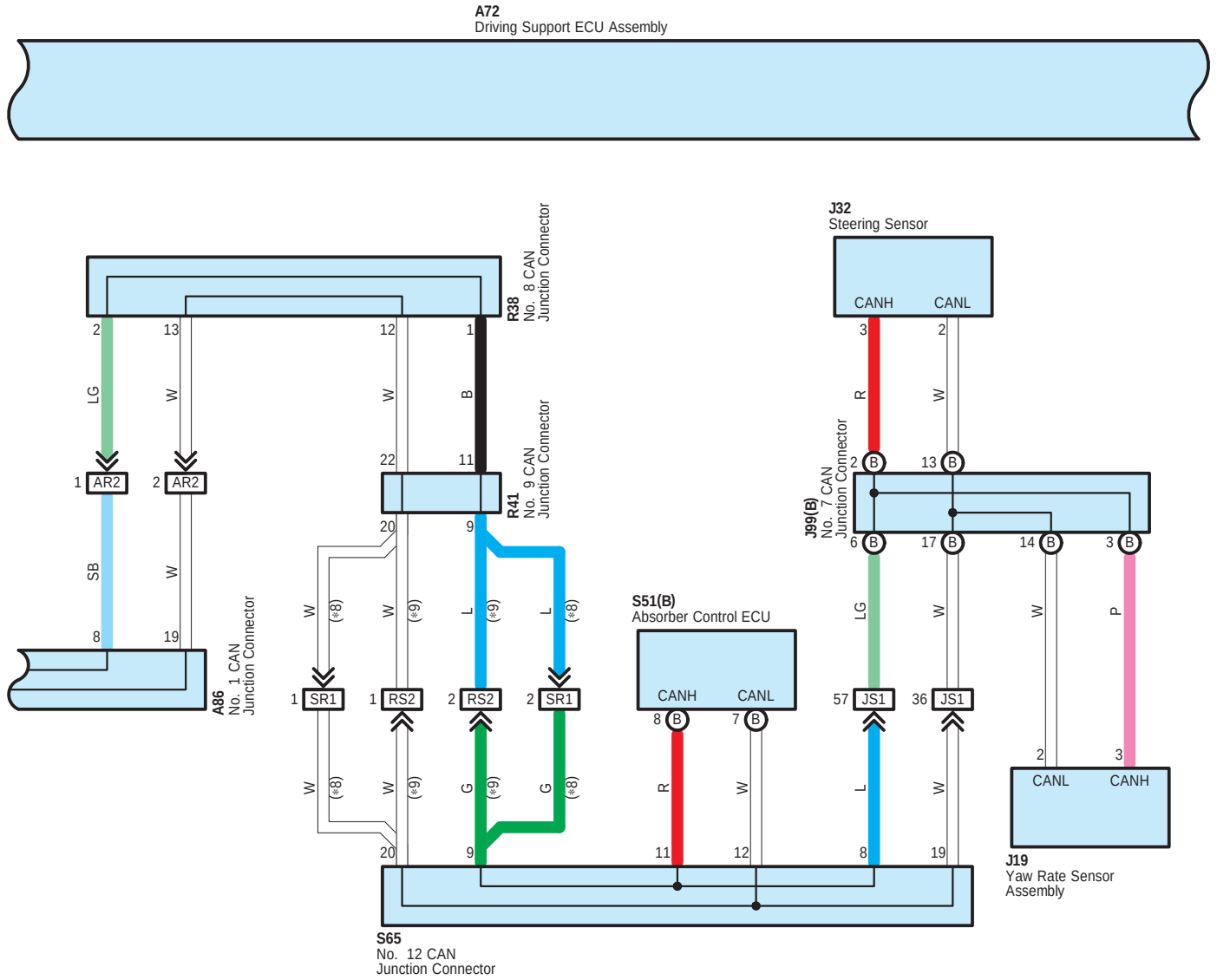
A72
Driving Support ECU Assembly
R38
No. 8 CAN
Junction Connector
R41
No. 9 CAN
Junction Connector
A86
No. 1 CAN
Junction Connector
J32
Steering Sensor
CANH
CANL
J99(B)
No. 7 CAN
Junction Connector
S51(B)
Absorber Control ECU
CANH
CANL
J19
Yaw Rate Sensor
Assembly
CANL
CANH
S65
No. 12 CAN
Junction Connector
AR2
SR1
RS2
JS1
LG
W
B
SB
L
G
R
P
(*8)
(*9)

G
B
W(*33)
LG(*34)
Y(*1)
B(*2)
W
GR
GR(*2)

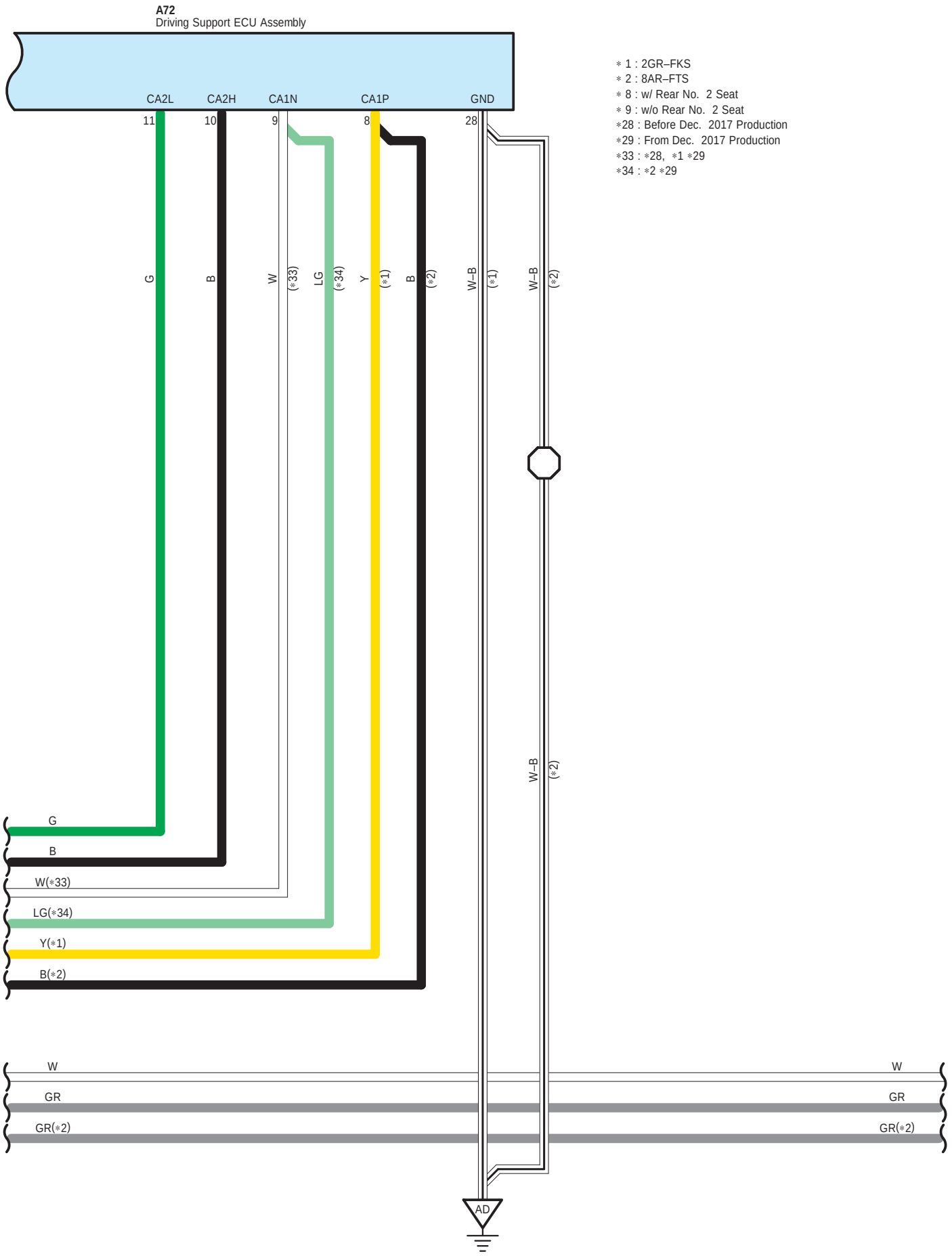

∗ 1 : 2GR–FKS
∗ 2 : 8AR–FTS
∗ 8 : w/ Rear No. 2 Seat
∗ 9 : w/o Rear No. 2 Seat
∗28 : Before Dec. 2017 Production
∗29 : From Dec. 2017 Production
∗33 : ∗28, ∗1 ∗29
∗34 : ∗2 ∗29

∗1 : 2GR–FKS
∗2 : 8AR–FTS
∗6 : w/ LEXUS Navigation System
∗7 : w/o LEXUS Navigation System
∗28 : Before Dec. 2017 Production
∗29 : From Dec. 2017 Production

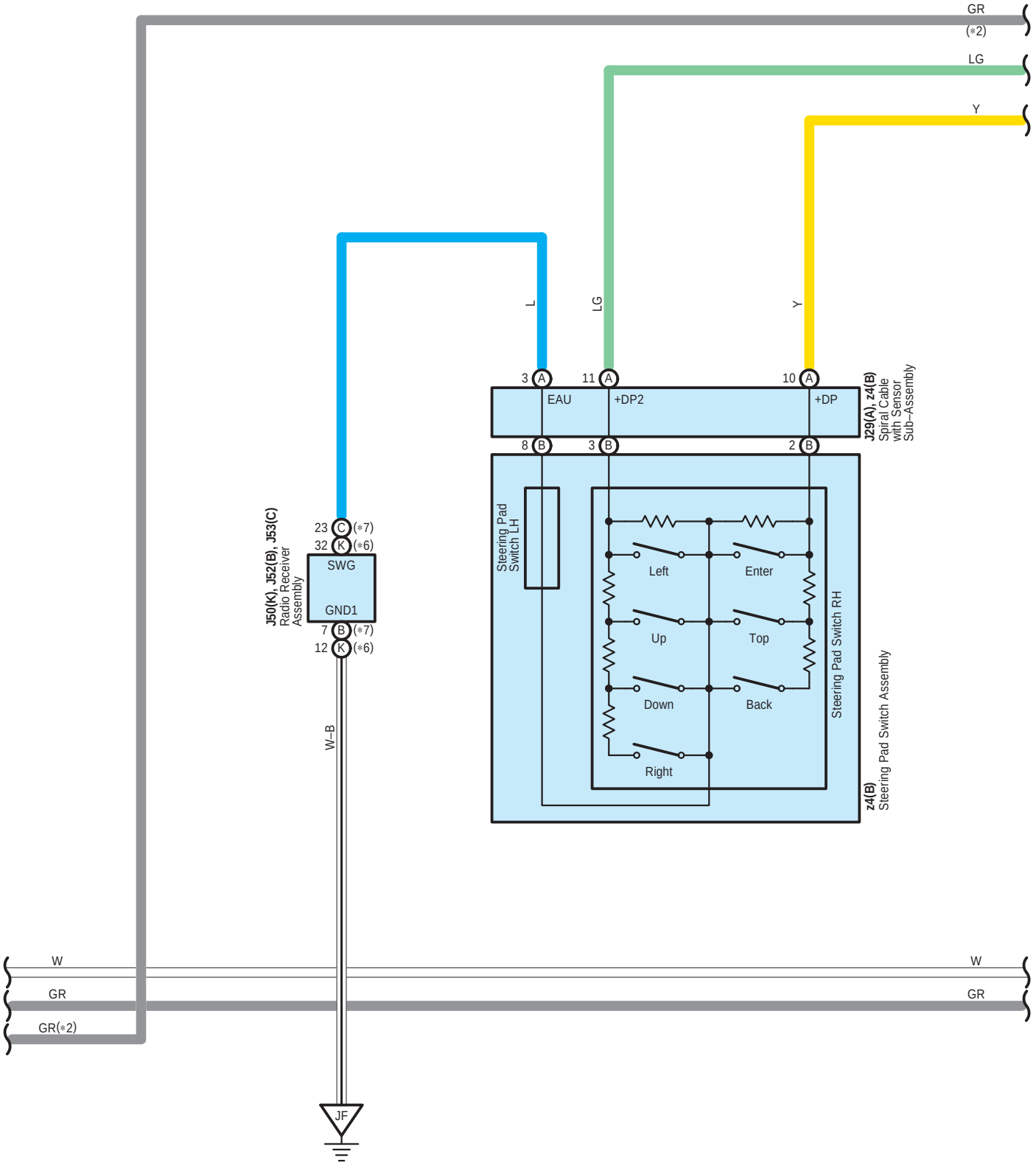

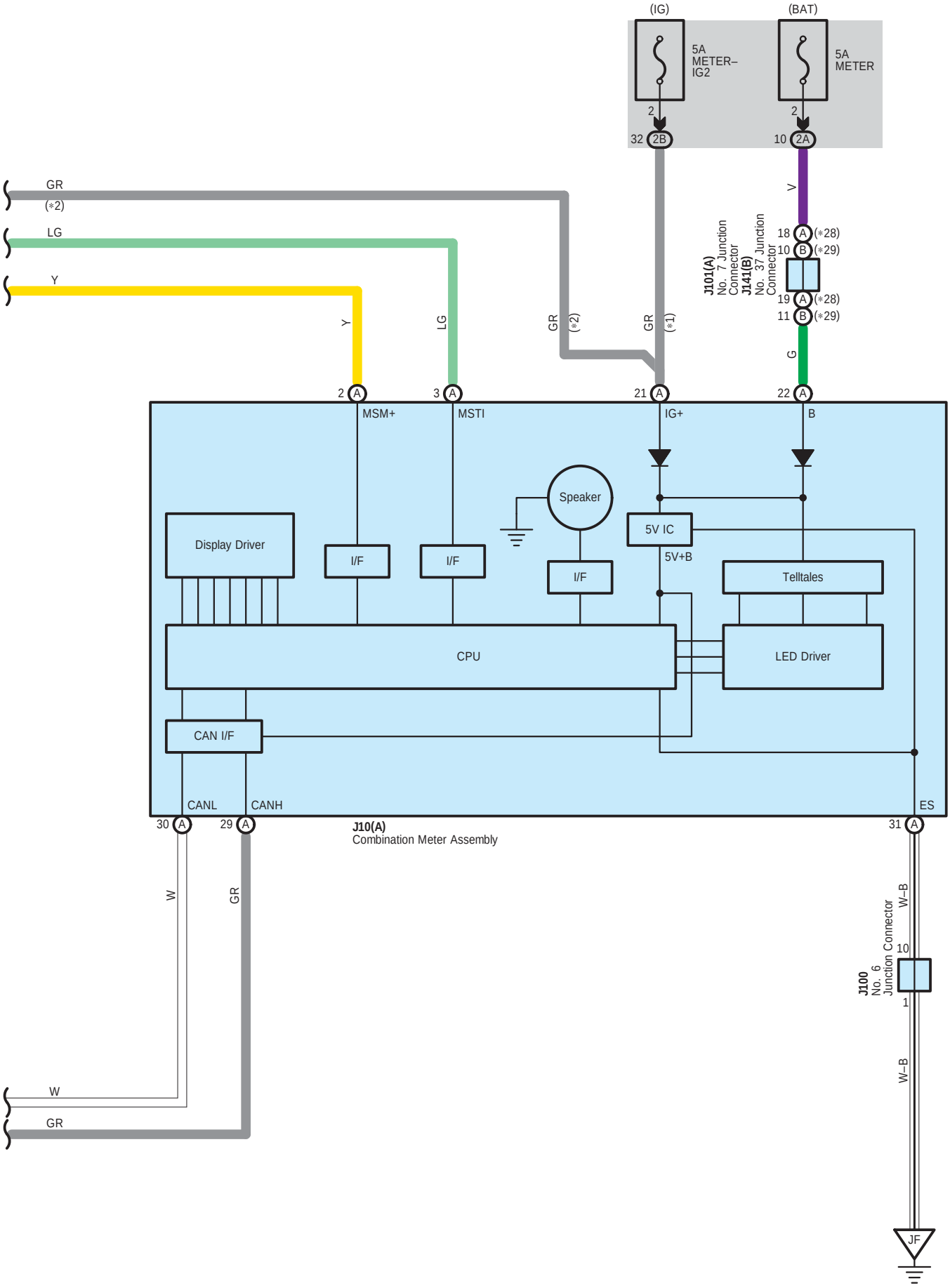
(IG)
(BAT)
5A
METER–
IG2
5A
METER
2
32 2B
2
10 2A
GR
(*2)
LG
Y
V
J101(A)
No. 7 Junction
Connector
J141(B)
No. 37 Junction
Connector
18 A (*28)
10 B (*29)
19 A (*28)
11 B (*29)
Y
LG
GR (*2)
GR (*1)
G
2 A
3 A
21 A
22 A
MSM+
MSTI
IG+
B
Speaker
Display Driver
I/F
I/F
I/F
5V IC
5V+B
Telltales
CPU
LED Driver
CAN I/F
CANL
CANH
ES
30 A
29 A
31 A
J10(A)
Combination Meter Assembly
W
GR
W–B
10
J100
No. 6
Junction Connector
1
W–B
W
GR
JF

A15
Blue



90980-10860

A37
Black

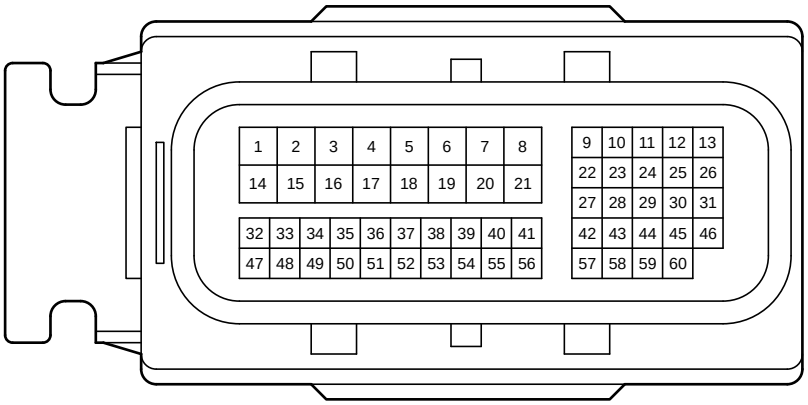

90980-12931

A41
Black

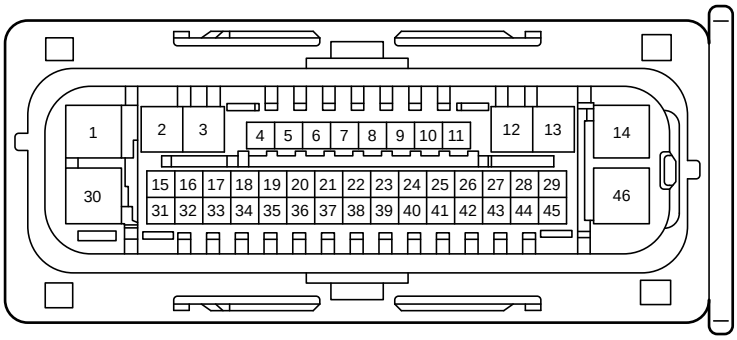

90980-12C06

A46
Black

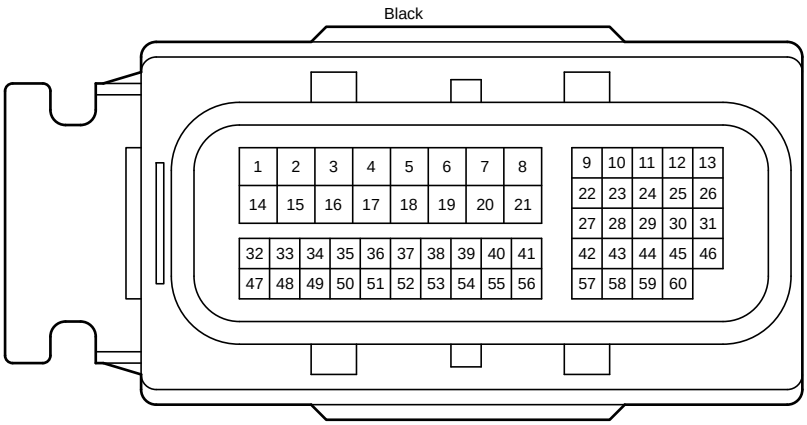

90980-12931

A55
White

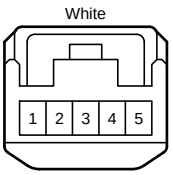

90980-12366

A70
Black

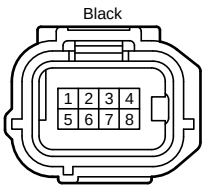

90980-12520

A72
White

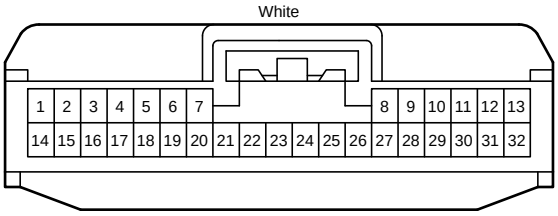

90980-12422

A86
Black

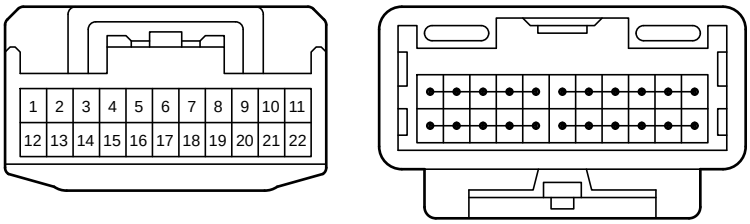

90980-12372

A88
Gray

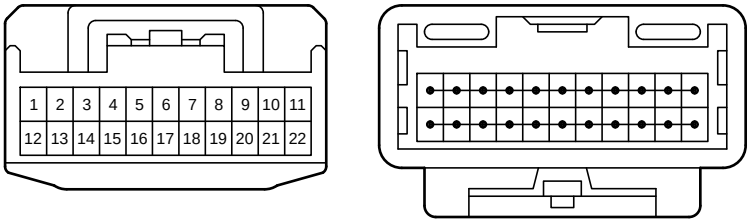

90980-12372

J10
Black

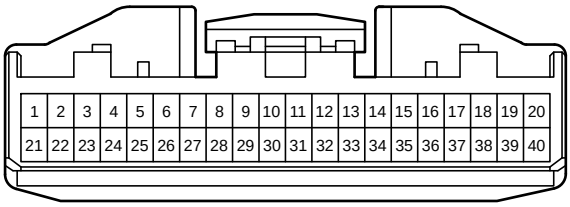

90980-12557

J19
Black



90980-12303

J29
Black

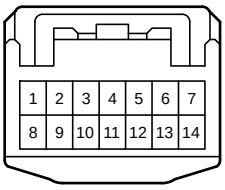

90980-12370

J32
Blue

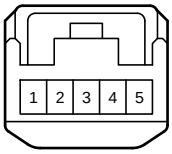

90980-12366

J35
Black

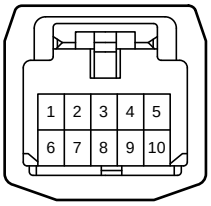

82824-78040

J46
Black

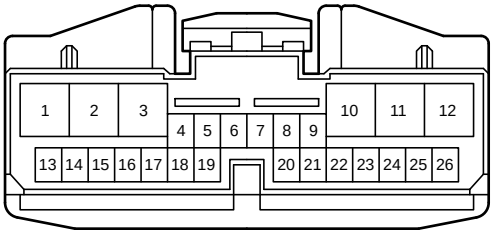

82824-12510

J50
White

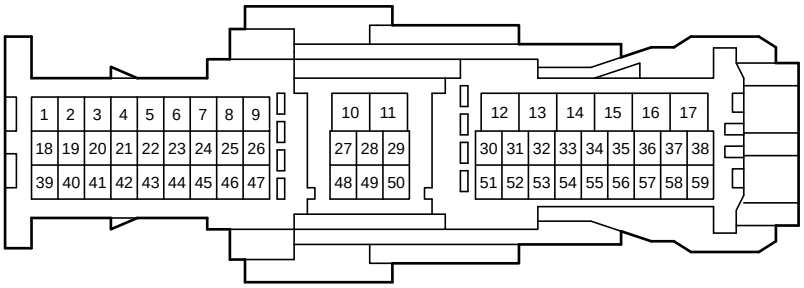

90980-12964

J52
White

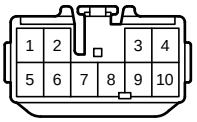

90980-10997

J53
White

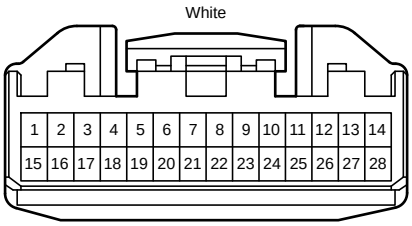

90980-12555

J75
Black

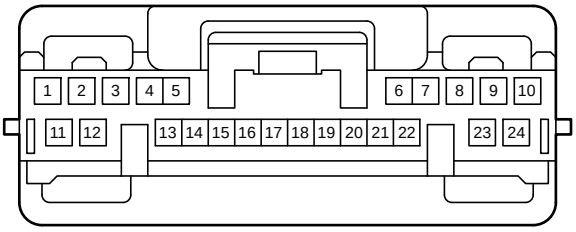

90980-12912

J95
White

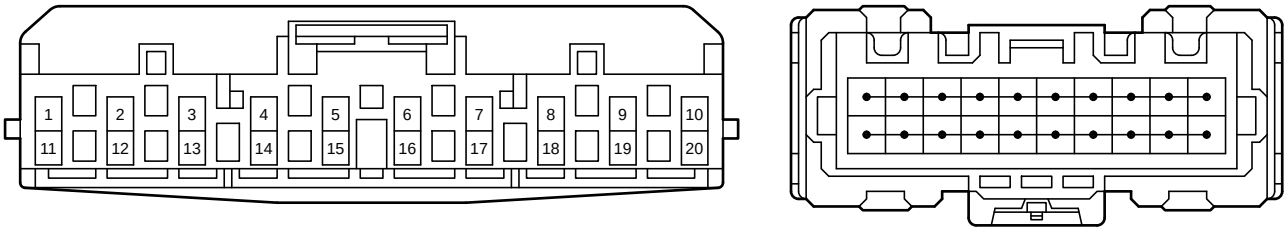

90980-12A58

J96
Blue

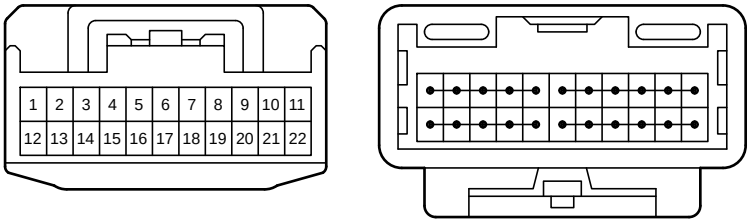

90980-12372

J97
Gray

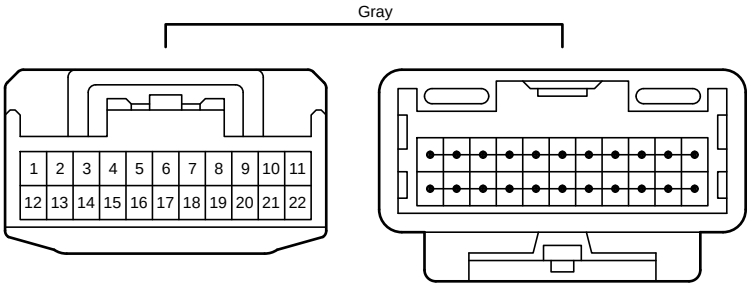

90980-12372

J99
Black

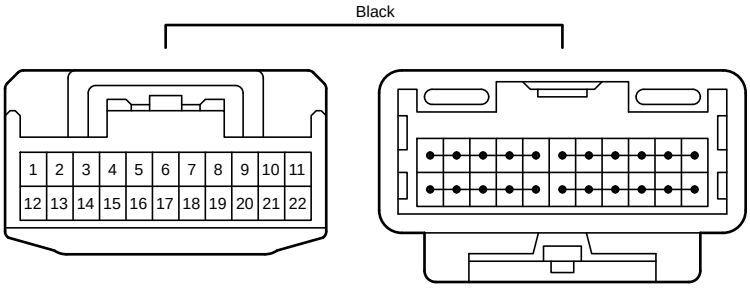

90980-12372

J100
White

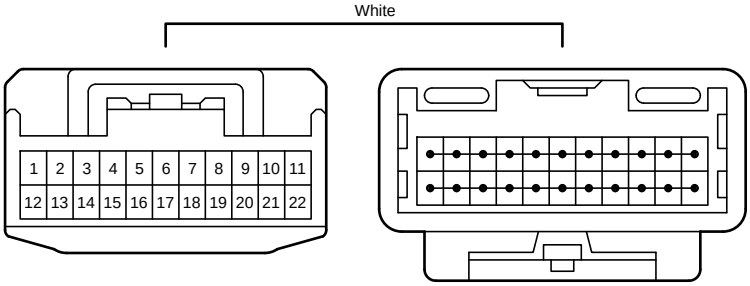

90980-12372

J101
Black

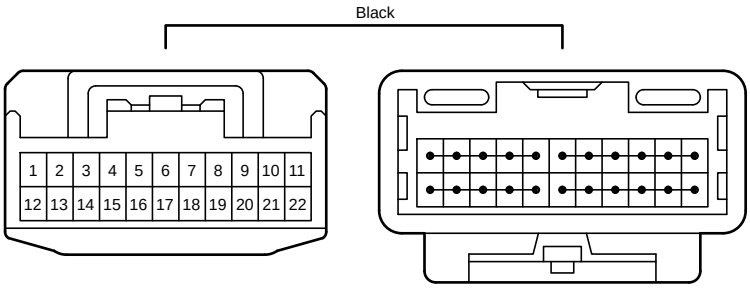

90980-12372

J110
Gray

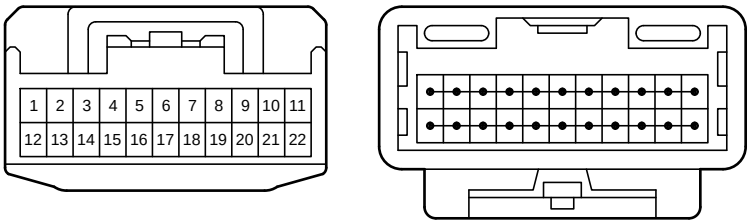

90980-12372
(Before Aug. 2016 Production)

J110
White

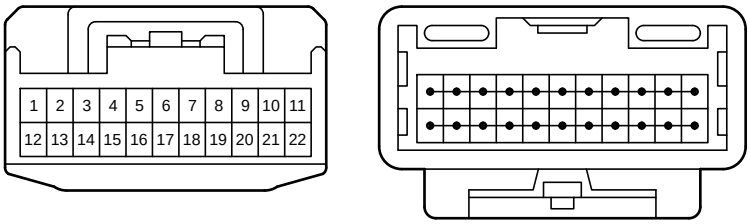

90980-12372
(From Aug. 2016 Production)

J141
Black

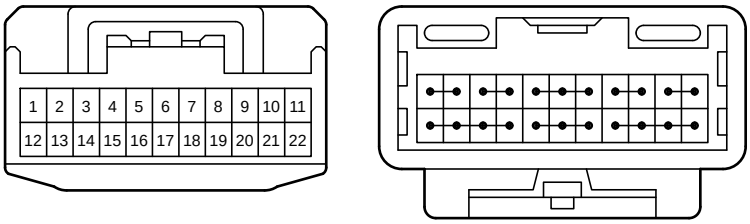

90980-12372

R38
Black

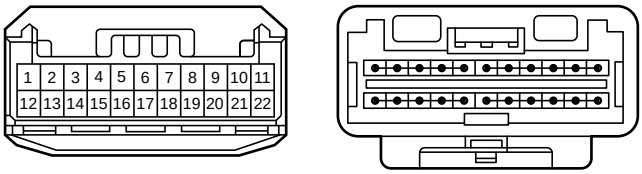

90980-12B54

R41
Black

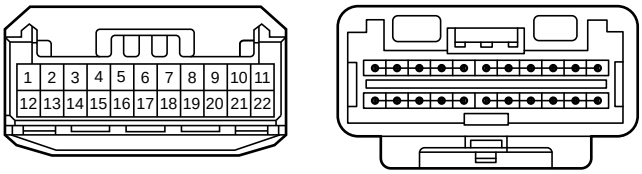

90980-12B54

S51
White

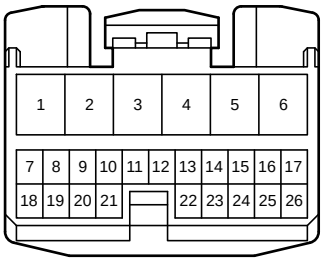

90980-12561

S65
Black

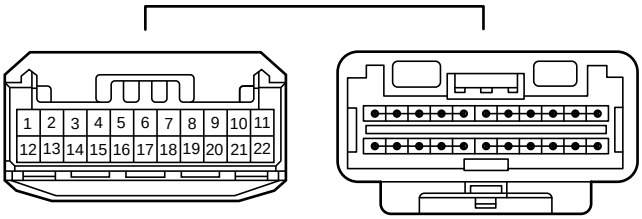

90980-12B54

U14
Gray

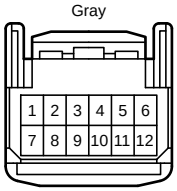

90980-12552

U17
Black

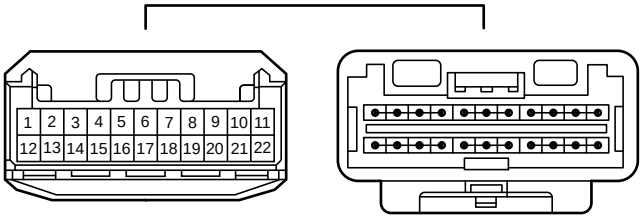

90980-12B54

U19
Black



90980-12063

z4
White

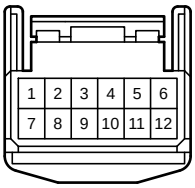

90980-12559

2A
White

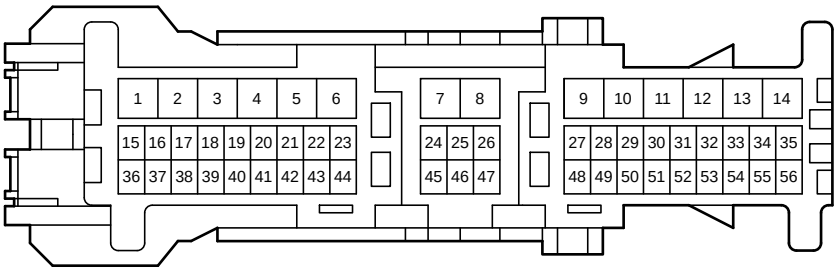

90980-12890

2B
White

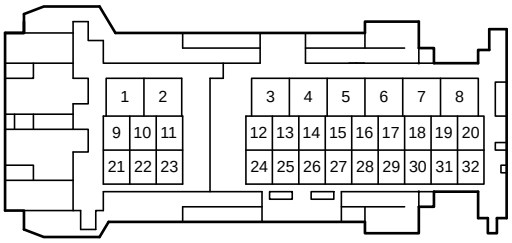

90980-12A48

2C
White

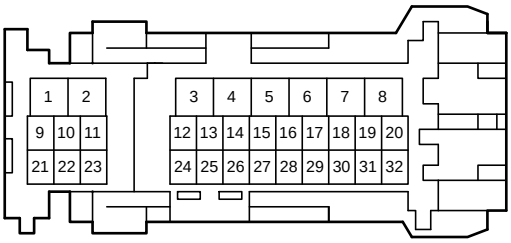

90980-12A47

AJ3
White

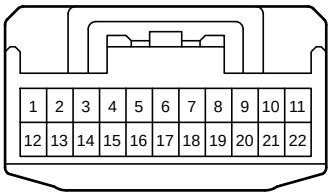

90980-12372

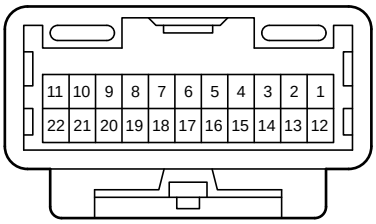

90980-12371

AJ5
White

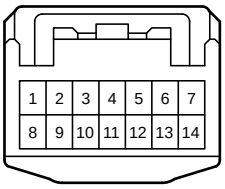

90980-12370

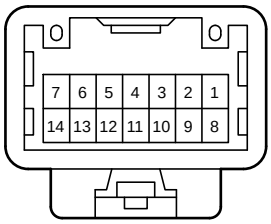

90980-12369

AR2
Blue

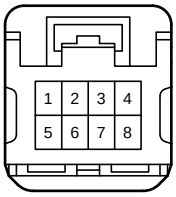

90980-12735



90980-12734

DA1
White

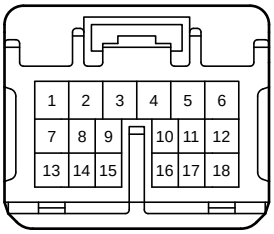

90980-12745

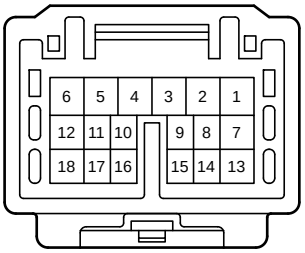

90980-12744

JA1
Gray

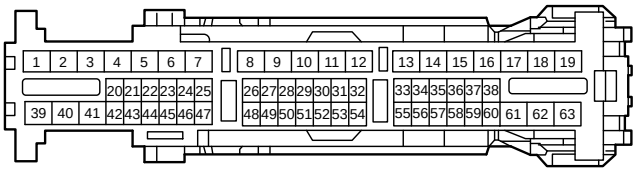

90980-12B20

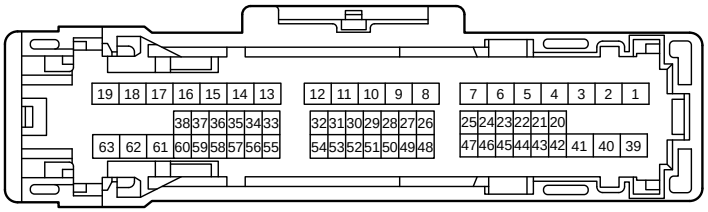

90980-12B19

JS1
White

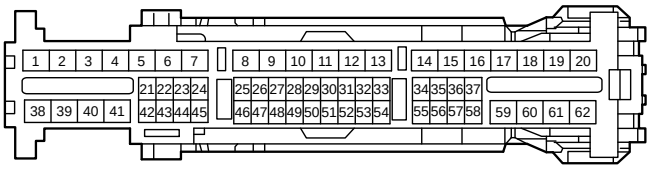

90980-12B22

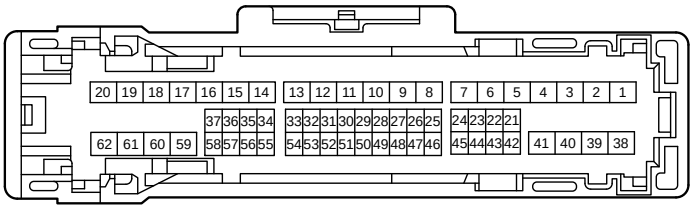

90980-12B21

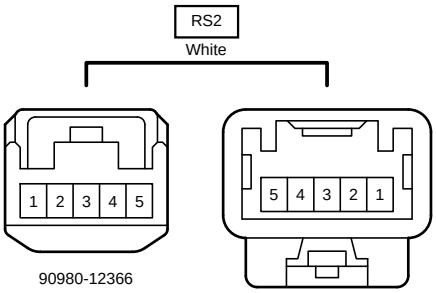
RS2
White
1 2 3 4 5
5 4 3 2 1
90980-12366
90980-12365

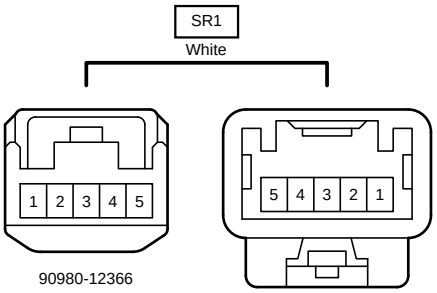
SR1
White
1 2 3 4 5
5 4 3 2 1
90980-12366
90980-12365

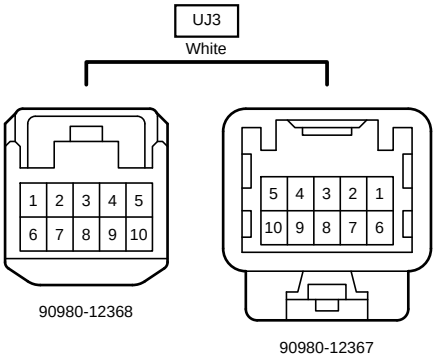
UJ3
White
1 2 3 4 5
6 7 8 9 10
5 4 3 2 1
10 9 8 7 6
90980-12368
90980-12367