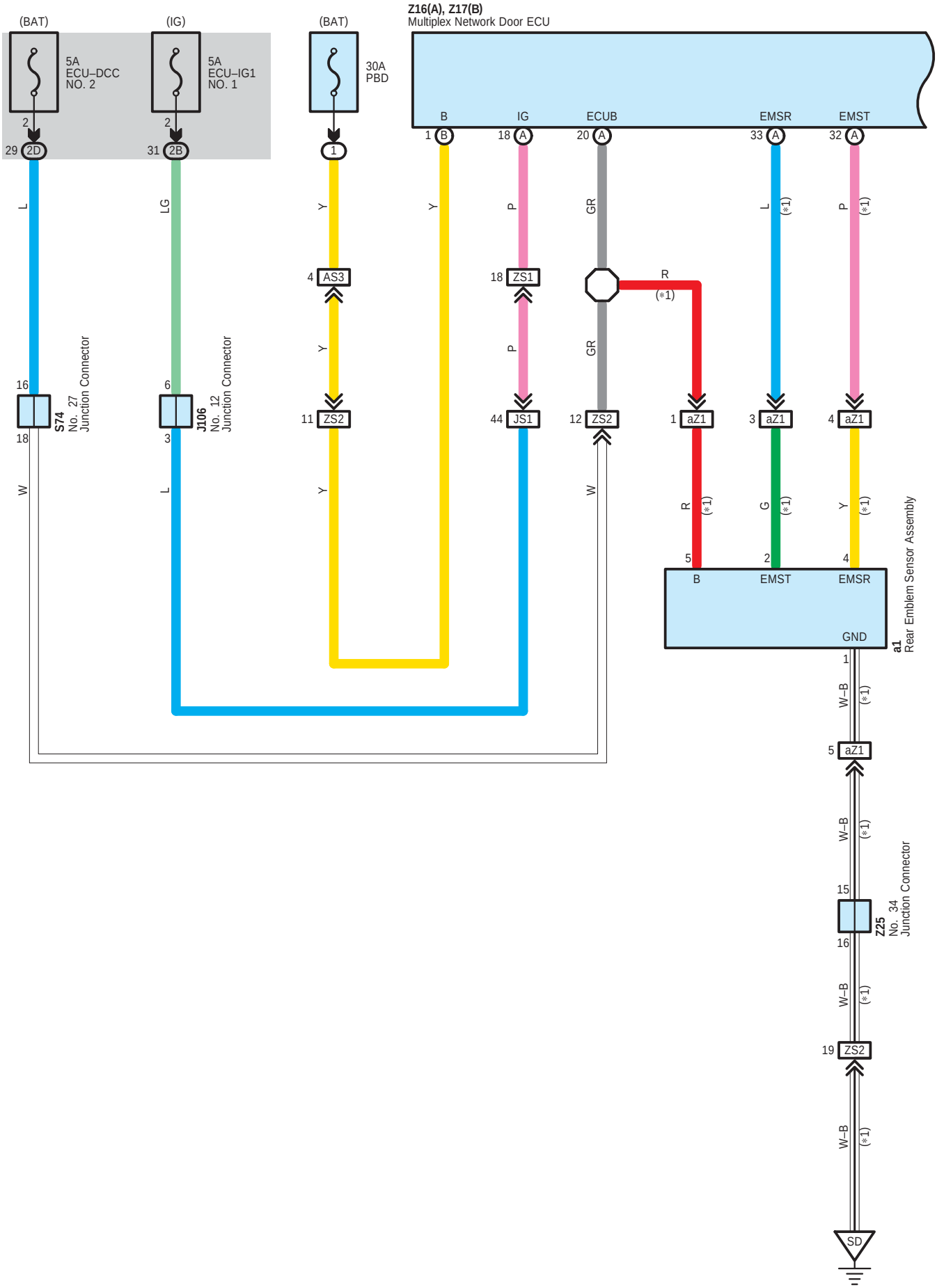
(BAT)
(IG)
(BAT)
5A
ECU–DCC
NO. 2
5A
ECU–IG1
NO. 1
30A
PBD
Z16(A), Z17(B)
Multiplex Network Door ECU
B
IG
ECUB
EMSR
EMST
S74
No. 27
Junction Connector
J106
No. 12
Junction Connector
AS3
ZS1
ZS2
JS1
aZ1
a1
Rear Emblem Sensor Assembly
GND
Z25
No. 34
Junction Connector
SD
W–B

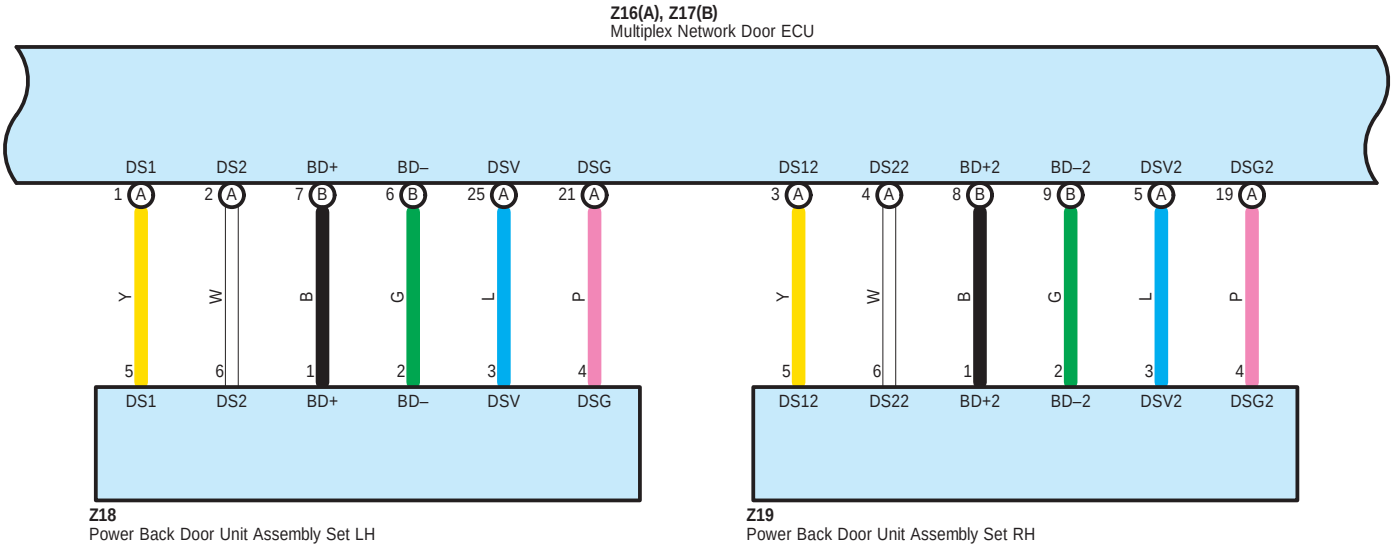

∗ 1 : w/ Emblem Sensor

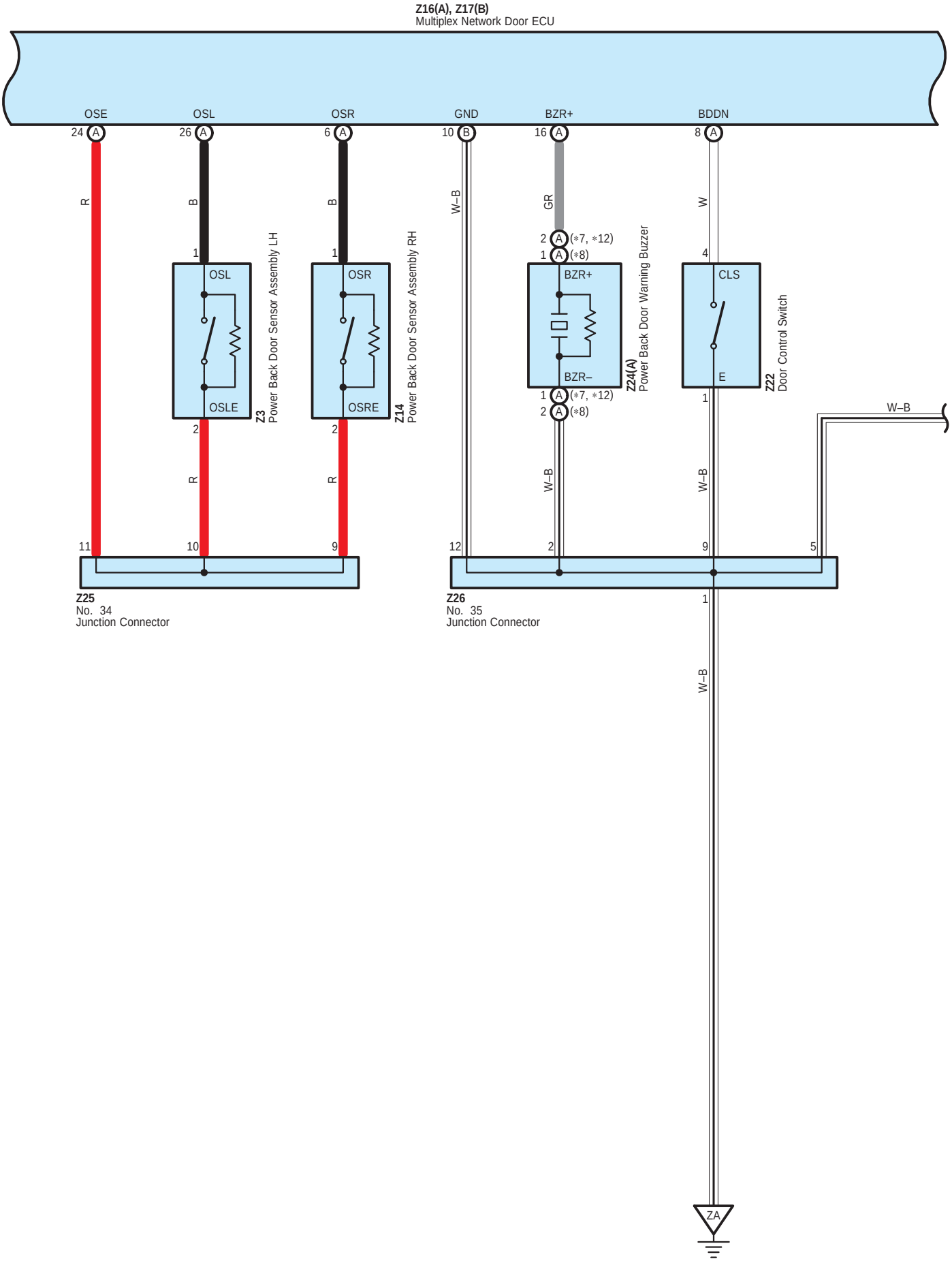
Z16(A), Z17(B)
Multiplex Network Door ECU
OSE
OSL
OSR
GND
BZR+
BDDN
24 A
26 A
6 A
10 B
16 A
8 A
R
B
B
W–B
GR
W
2 A (*7, *12)
1 A (*8)
1
1
4
OSL
OSLE
OSR
OSRE
BZR+
BZR–
CLS
E
Z3
Power Back Door Sensor Assembly LH
Z14
Power Back Door Sensor Assembly RH
Z24(A)
Power Back Door Warning Buzzer
Z22
Door Control Switch
1 A (*7, *12)
2 A (*8)
1
W–B
2
2
R
R
W–B
W–B
11
10
9
12
2
9
5
1
Z25
No. 34
Junction Connector
Z26
No. 35
Junction Connector
W–B
ZA

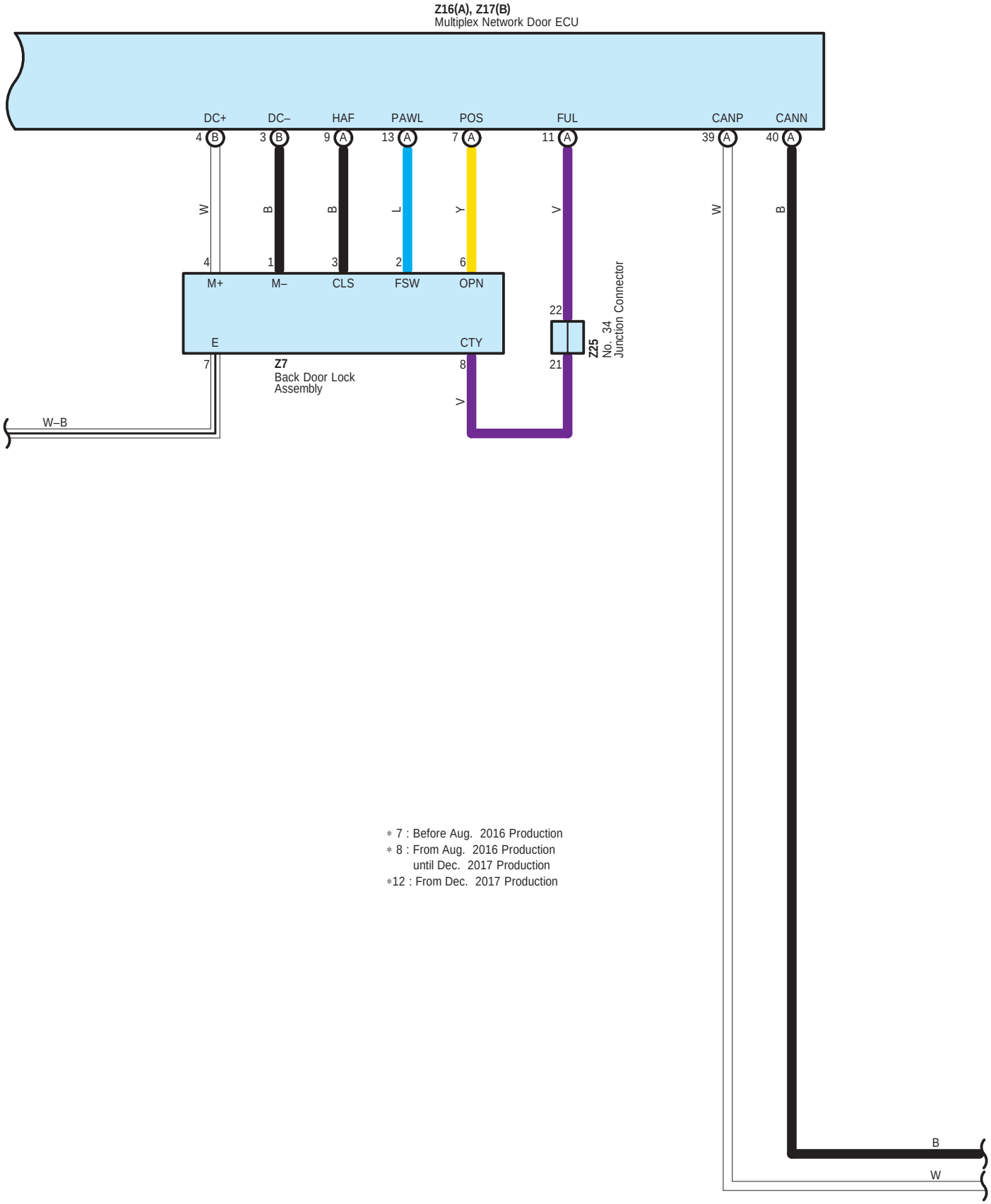

∗ 7 : Before Aug. 2016 Production
∗ 8 : From Aug. 2016 Production
until Dec. 2017 Production
∗12 : From Dec. 2017 Production

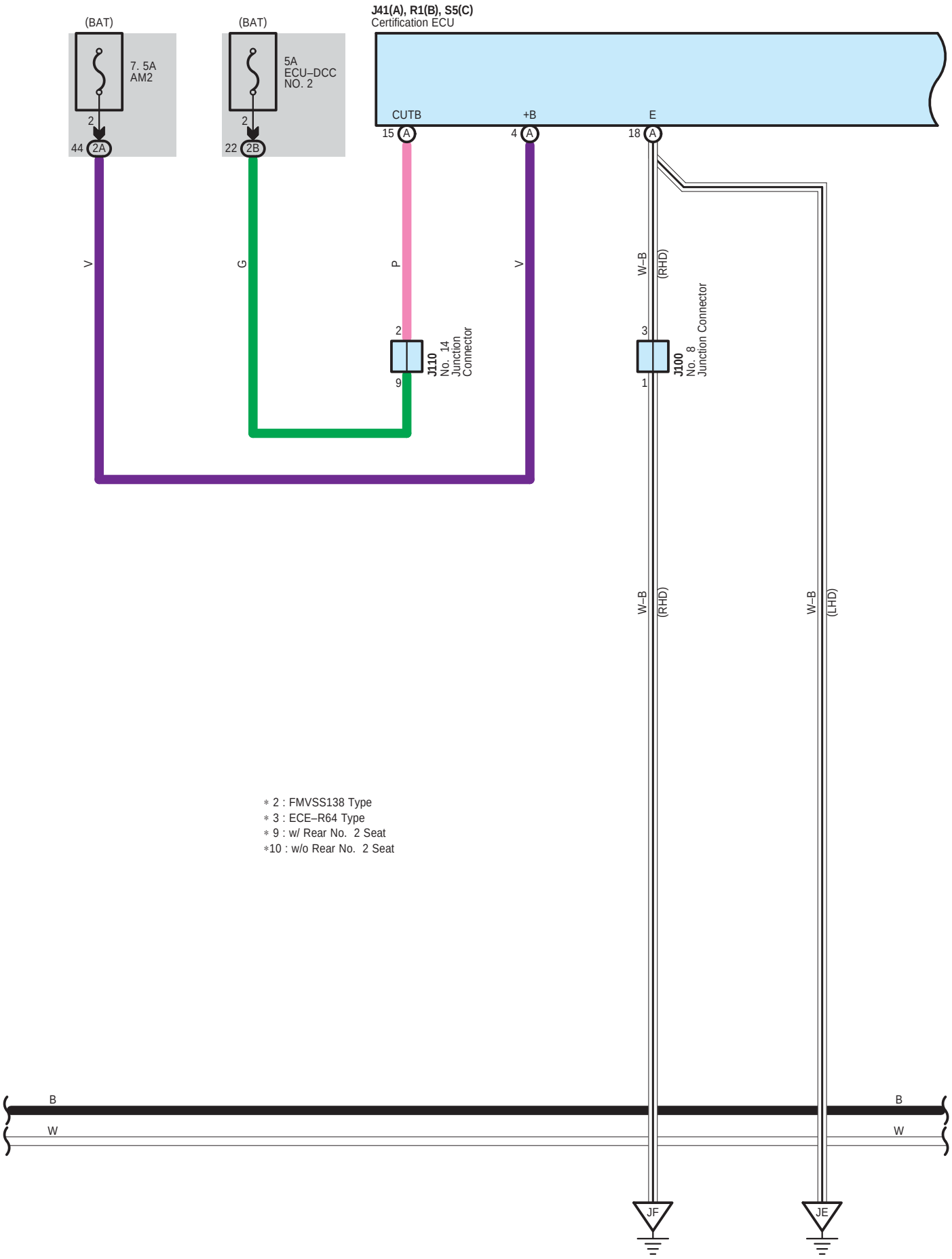
(BAT)
7. 5A
AM2
2
44 2A
(BAT)
5A
ECU–DCC
NO. 2
2
22 2B
J41(A), R1(B), S5(C)
Certification ECU
CUTB
+B
E
15 A
4 A
18 A
V
G
P
V
W–B
(RHD)
2
9
J110
No. 14
Junction
Connector
3
1
J100
No. 8
Junction Connector
W–B
(RHD)
W–B
(LHD)
∗ 2 : FMVSS138 Type
∗ 3 : ECE–R64 Type
∗ 9 : w/ Rear No. 2 Seat
∗10 : w/o Rear No. 2 Seat
B
W
B
W
JF
JE

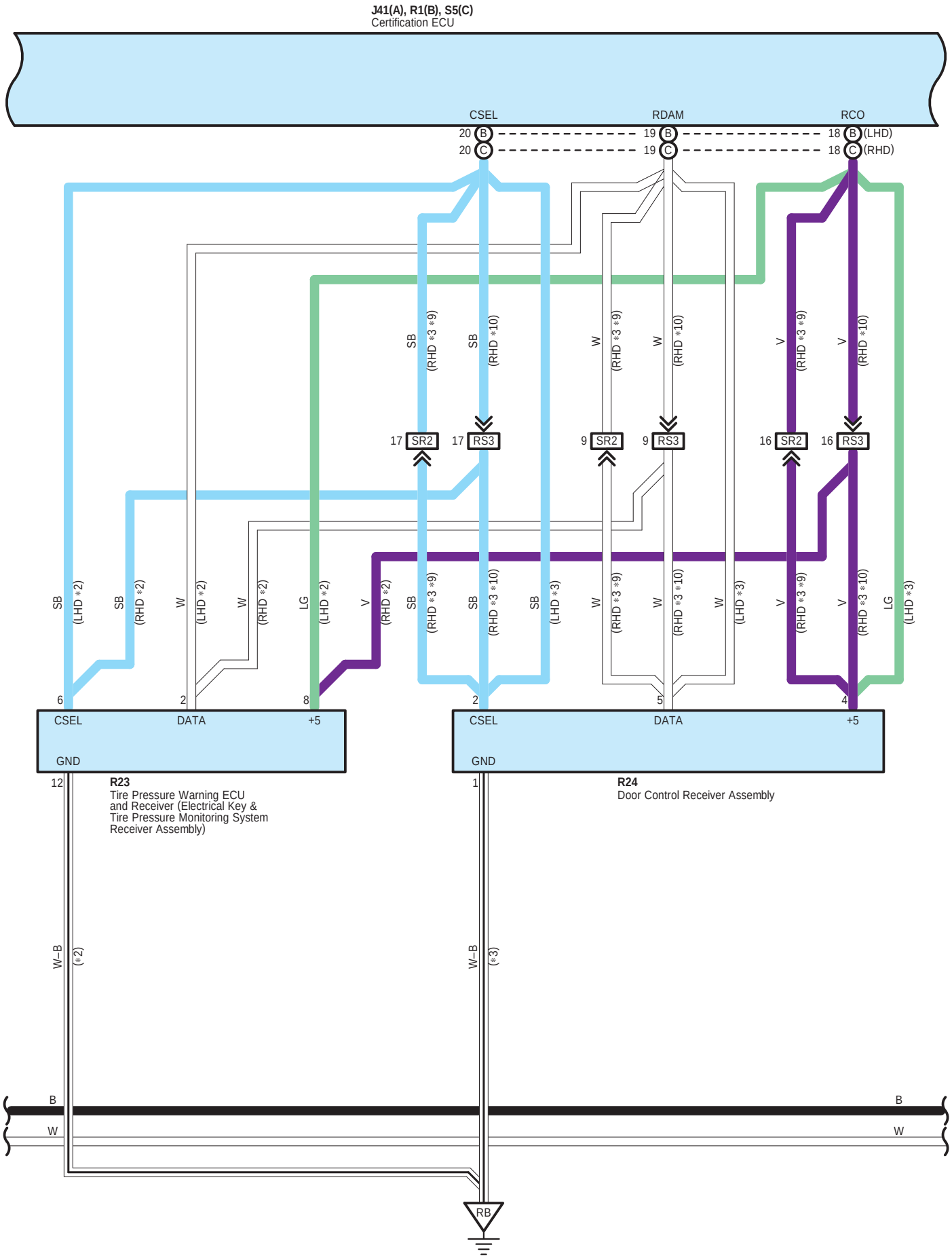
J41(A), R1(B), S5(C)
Certification ECU
CSEL
RDAM
RCO
20 B
20 C
19 B
19 C
18 B (LHD)
18 C (RHD)
SB (RHD *3 *9)
SB (RHD *10)
W (RHD *3 *9)
W (RHD *10)
V (RHD *3 *9)
V (RHD *10)
17 SR2
17 RS3
9 SR2
9 RS3
16 SR2
16 RS3
SB (LHD *2)
SB (RHD *2)
W (LHD *2)
W (RHD *2)
LG (LHD *2)
V (RHD *2)
SB (RHD *3 *9)
SB (RHD *3 *10)
SB (LHD *3)
W (RHD *3 *9)
W (RHD *3 *10)
W (LHD *3)
V (RHD *3 *9)
V (RHD *3 *10)
LG (LHD *3)
6
2
8
2
5
4
CSEL
DATA
+5
GND
CSEL
DATA
+5
GND
12
1
R23
Tire Pressure Warning ECU
and Receiver (Electrical Key &
Tire Pressure Monitoring System
Receiver Assembly)
R24
Door Control Receiver Assembly
W–B (*2)
W–B (*3)
B
W
B
W
RB

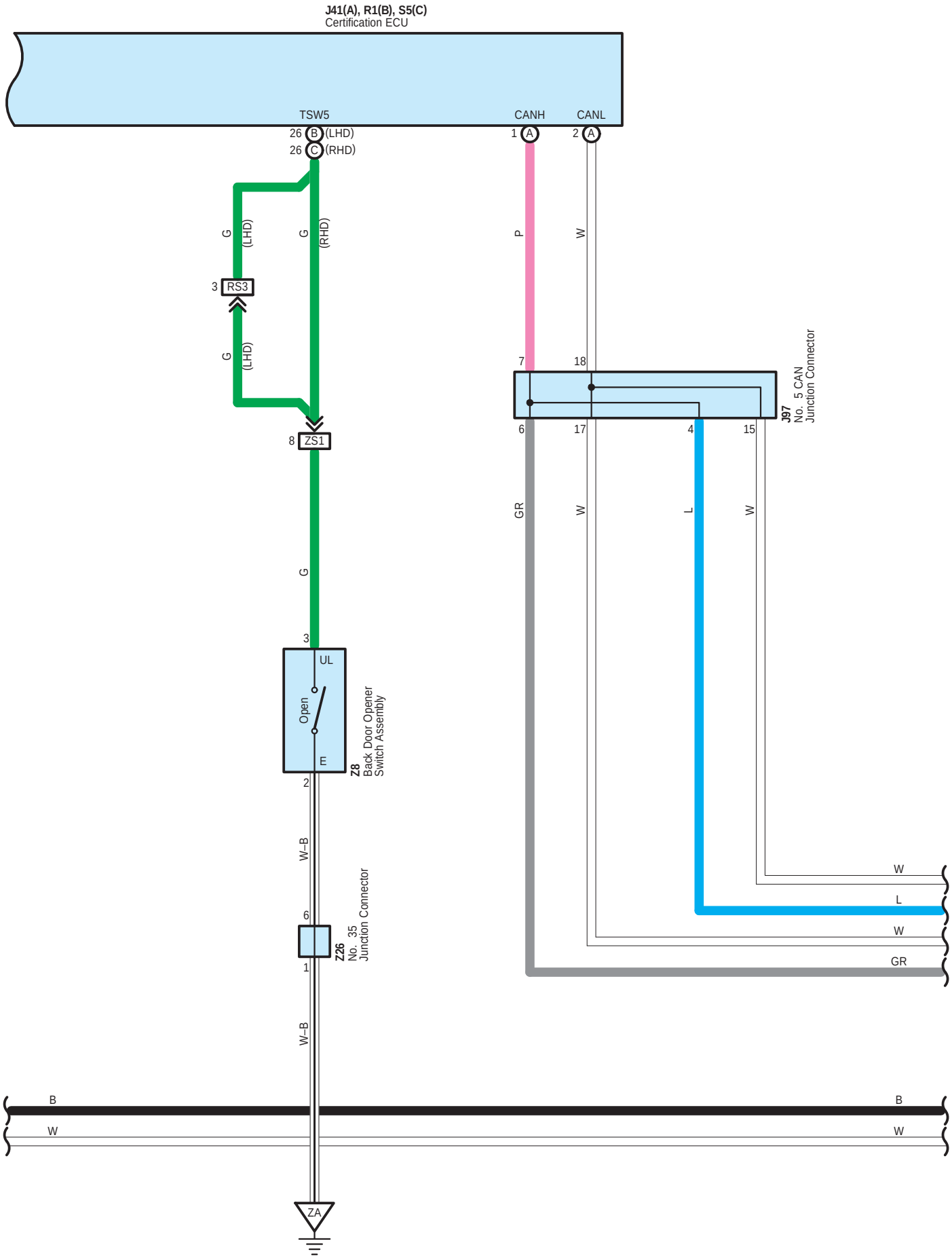
J41(A), R1(B), S5(C)
Certification ECU
TSW5
26 B (LHD)
26 C (RHD)
CANH
CANL
1 A
2 A
G (LHD)
G (RHD)
3 RS3
G (LHD)
8 ZS1
G
3
UL
Open
E
Z8
Back Door Opener Switch Assembly
2
W–B
6
Z26
No. 35 Junction Connector
1
W–B
P
W
7
18
J97
No. 5 CAN Junction Connector
6
17
4
15
GR
W
L
W
W
L
W
GR
B
W
B
W
ZA

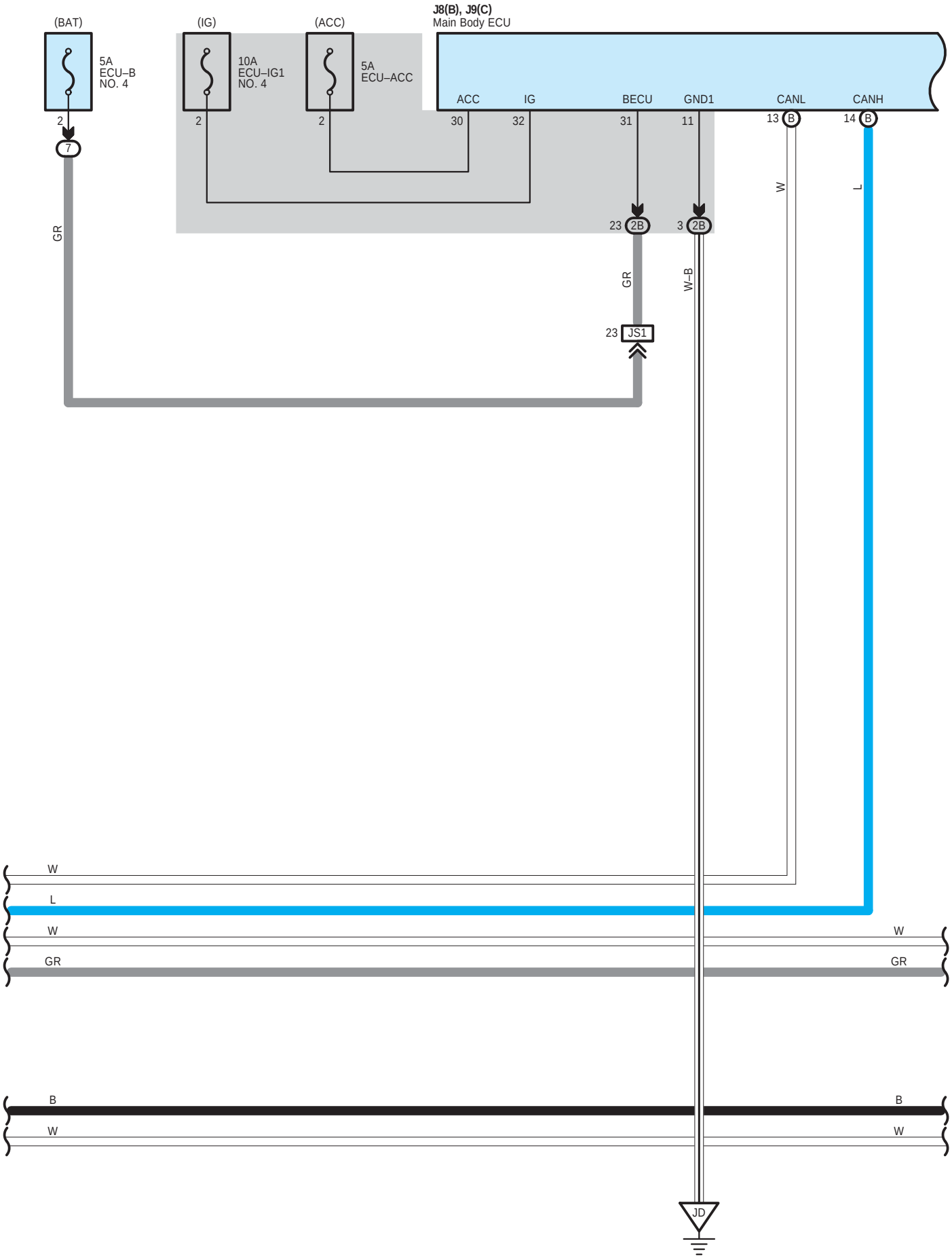
(BAT)
5A
ECU–B
NO. 4
2
7
GR
(IG)
10A
ECU–IG1
NO. 4
2
(ACC)
5A
ECU–ACC
2
J8(B), J9(C)
Main Body ECU
ACC
IG
BECU
GND1
CANL
CANH
30
32
31
11
13 B
14 B
W
L
23 2B
3 2B
GR
W–B
23 JS1
W
L
W
GR
W
GR
B
W
B
W
JD

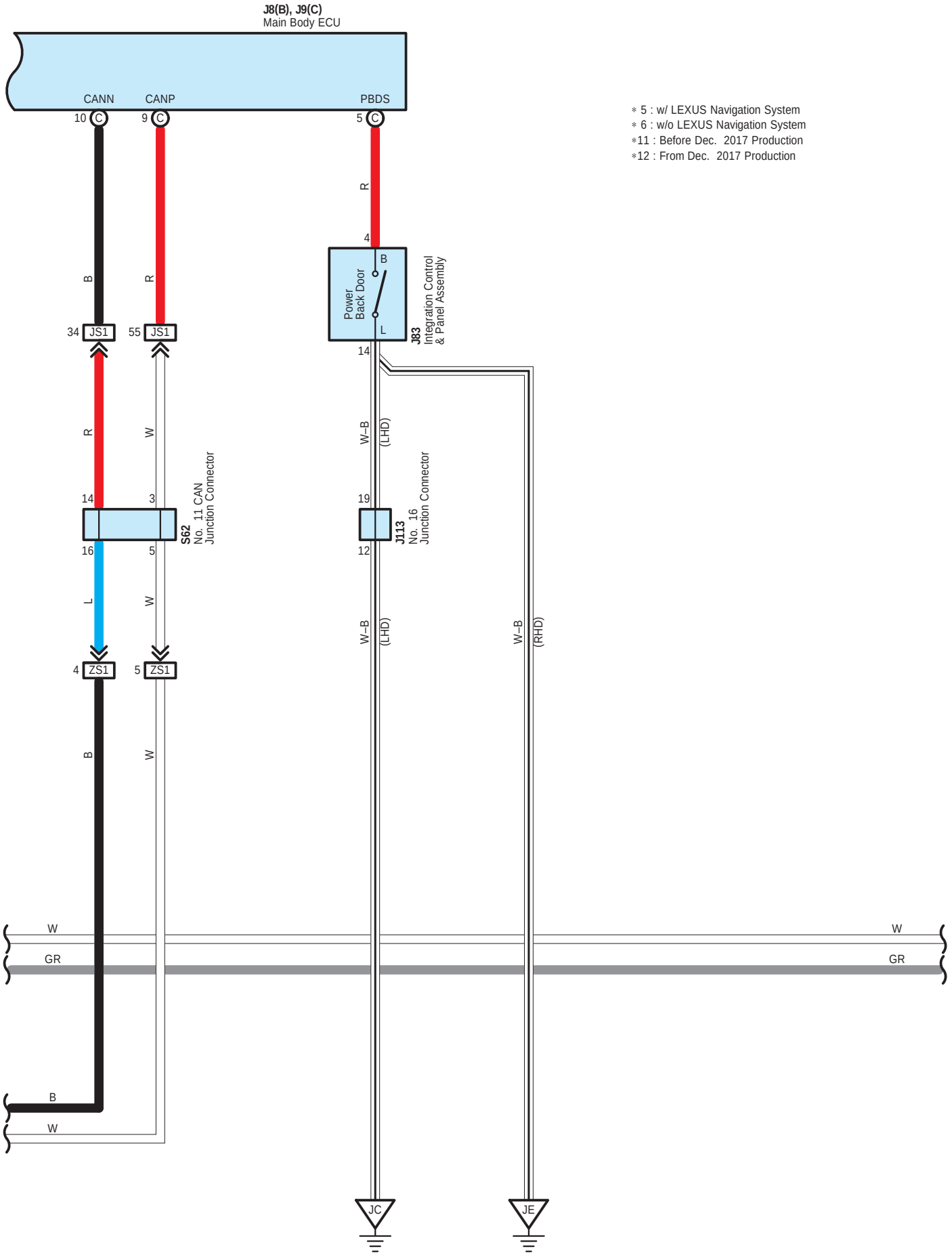
J8(B), J9(C)
Main Body ECU
CANN
CANP
PBDS
10 C
9 C
5 C
R
4
B
Power Back Door
L
J83
Integration Control & Panel Assembly
14
B
R
34 JS1
55 JS1
R
W
14
3
S62
No. 11 CAN Junction Connector
16
5
L
W
4 ZS1
5 ZS1
B
W
W–B
(LHD)
19
J113
No. 16 Junction Connector
12
W–B
(LHD)
W–B
(RHD)
W
GR
W
GR
B
W
JC
JE
∗ 5 : w/ LEXUS Navigation System
∗ 6 : w/o LEXUS Navigation System
∗11 : Before Dec. 2017 Production
∗12 : From Dec. 2017 Production

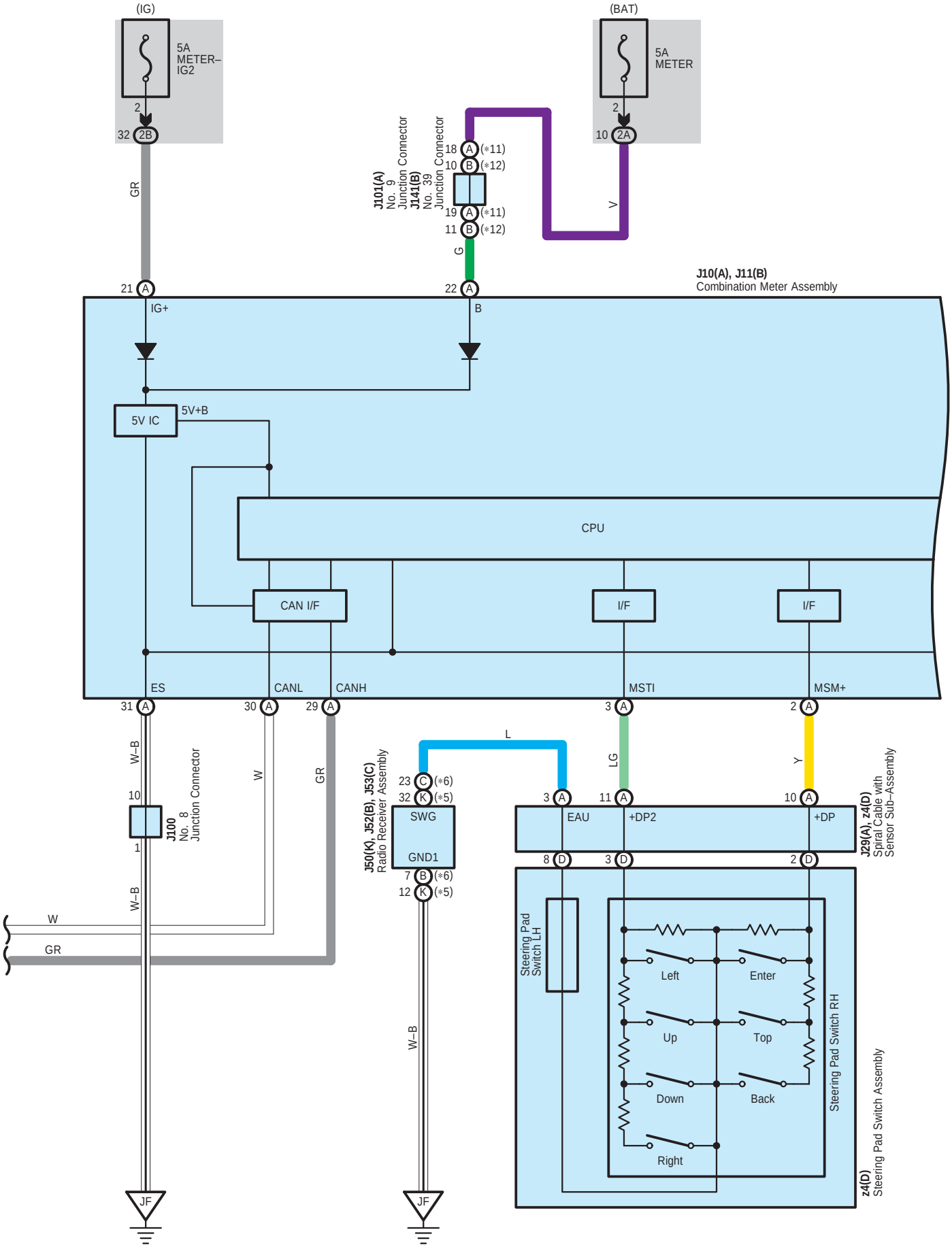
(IG)
5A
METER–
IG2
2
32 2B
GR
(BAT)
5A
METER
2
10 2A
V
J101(A)
No. 9
Junction Connector
J141(B)
No. 39
Junction Connector
18 A (*11)
10 B (*12)
19 A (*11)
11 B (*12)
G
J10(A), J11(B)
Combination Meter Assembly
21 A
IG+
22 A
B
5V IC
5V+B
CPU
CAN I/F
I/F
I/F
ES
CANL
CANH
MSTI
MSM+
31 A
30 A
29 A
3 A
2 A
W–B
10
J100
No. 8
Junction Connector
1
W–B
W
GR
W
GR
L
LG
Y
J50(K), J52(B), J53(C)
Radio Receiver Assembly
23 C (*6)
32 K (*5)
SWG
GND1
7 B (*6)
12 K (*5)
3 A
11 A
10 A
EAU
+DP2
+DP
J29(A), z4(D)
Spiral Cable with
Sensor Sub–Assembly
8 D
3 D
2 D
Steering Pad
Switch LH
Left
Enter
Up
Top
Down
Back
Right
Steering Pad Switch RH
z4(D)
Steering Pad Switch Assembly
W–B
JF
JF

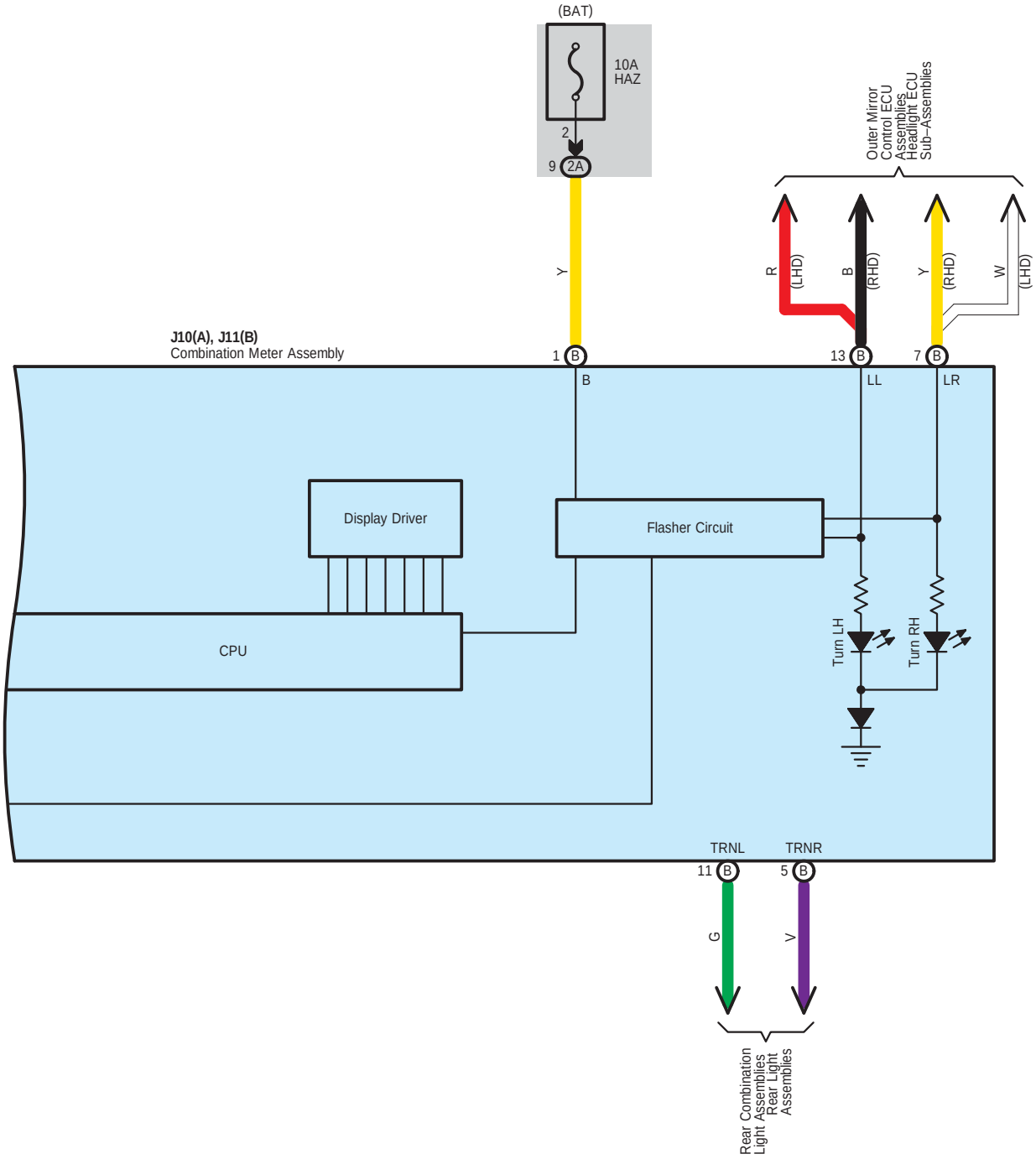
(BAT)
10A
HAZ
2
9 2A
Y
Outer Mirror
Control ECU
Assemblies
Headlight ECU
Sub–Assemblies
R
(LHD)
B
(RHD)
Y
(RHD)
W
(LHD)
J10(A), J11(B)
Combination Meter Assembly
1 B
B
13 B
LL
7 B
LR
Display Driver
Flasher Circuit
CPU
Turn LH
Turn RH
TRNL
TRNR
11 B
5 B
G
V
Rear Combination
Light Assemblies
Rear Light
Assemblies

J8
White

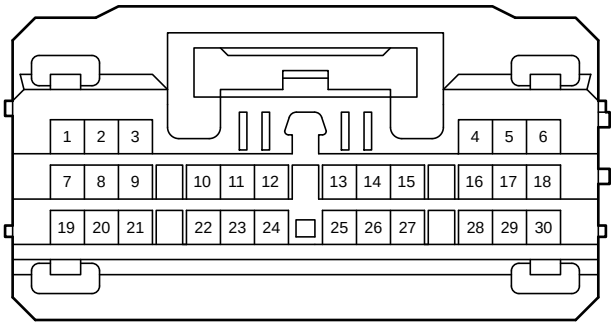

90980-12909

J9
White

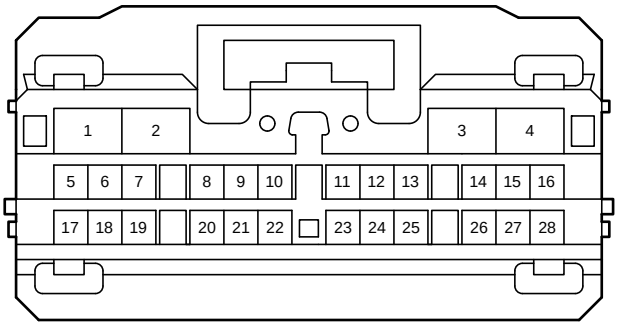

90980-12908

J10
Black

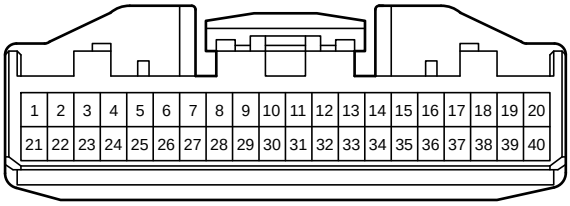

90980-12557

J11
Black

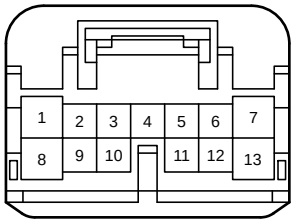

90980-12767

J29
Black

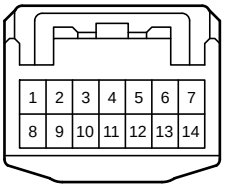

90980-12370

J41
White

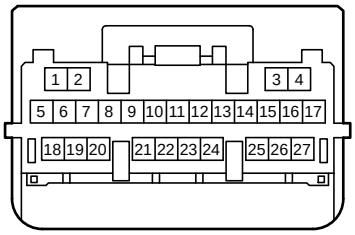

90980-12B78

J50
White

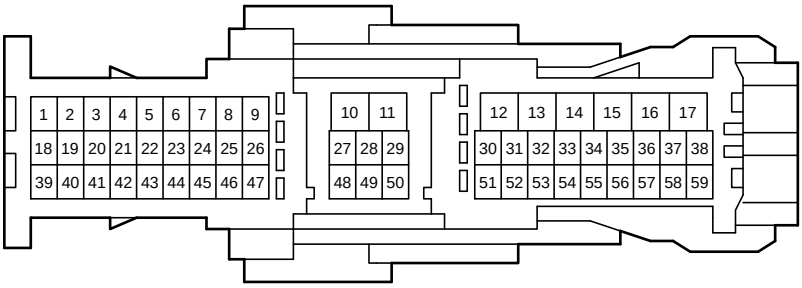

90980-12964

J52
White

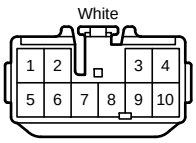

90980-10997

J53
White

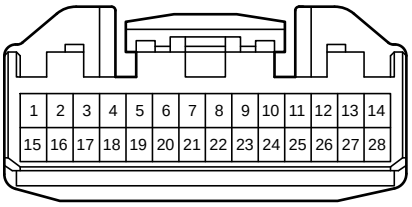

90980-12555

J83
White

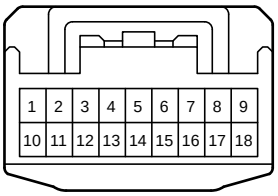

90980-12412

J97
Gray

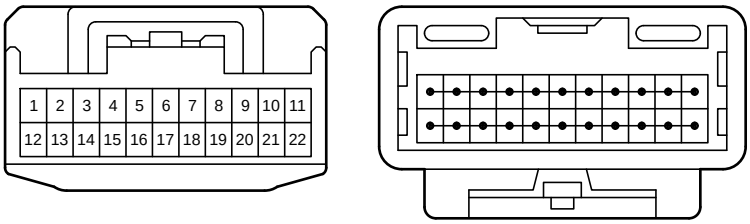

90980-12372

J100
White

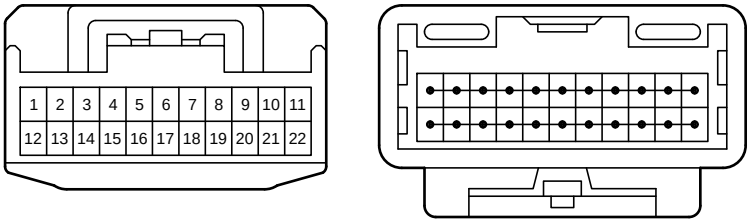

90980-12372

J101
Black

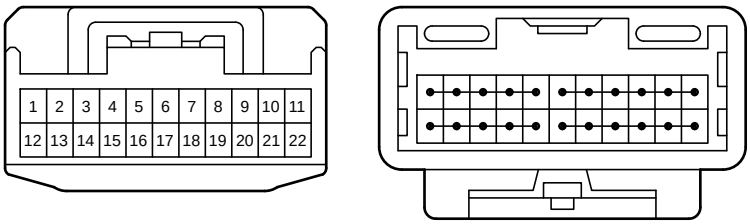

90980-12372

J106
Black

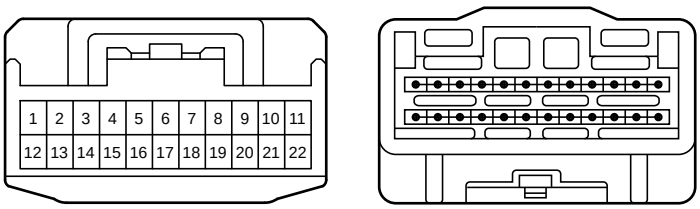

90980-12372

J110
Gray

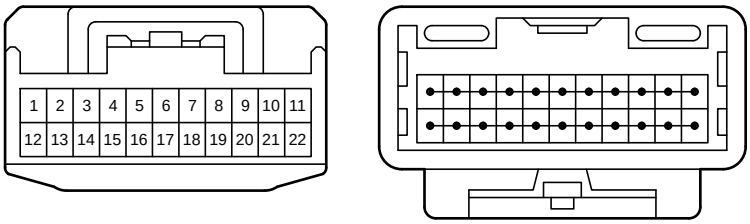

90980-12372
(Before Aug. 2016 Production)

J110
White

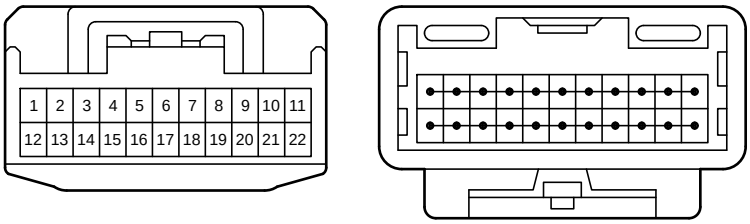

90980-12372
(From Aug. 2016 Production)

J113
Gray

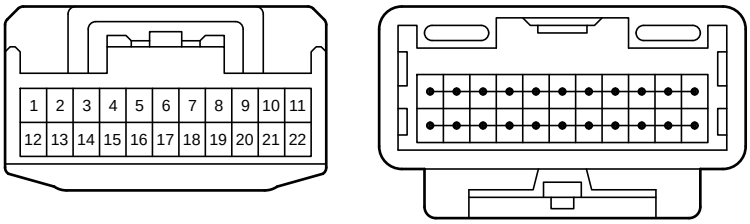

90980-12372

J141
Black

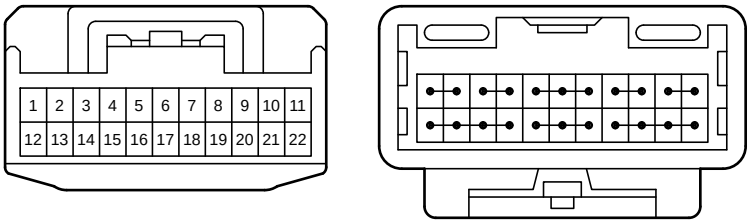

90980-12372

R1
White

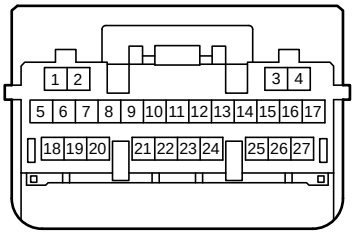

90980-12B77

R23
White



90980-12552

R24
White

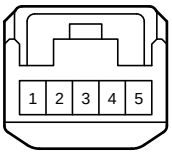

90980-12366

S5
White

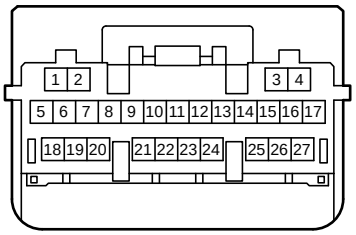

90980-12B77

S62
Black

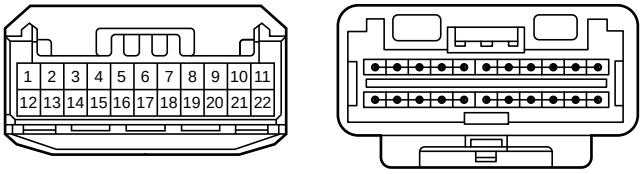

90980-12B54

S74
Black

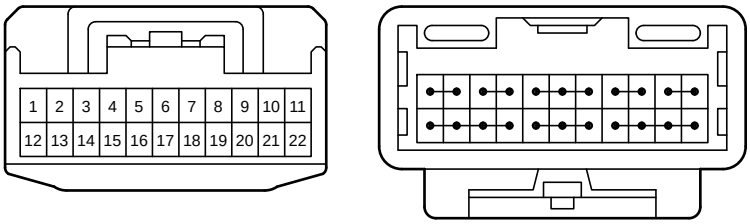

90980-12372

Z3
Black

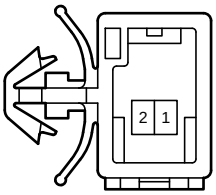

90980-11967

Z7
White

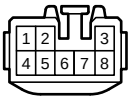

90980-10799

Z8
White

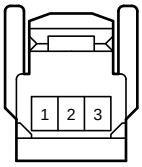

90980-12695

Z14
White

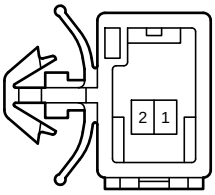

90980-11967

Z16
White

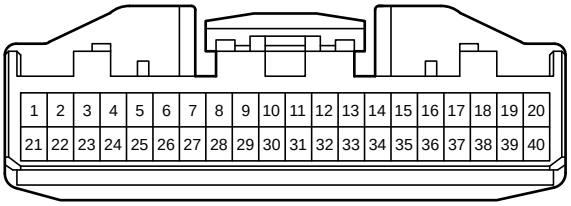

90980-12557

Z17
White

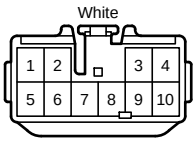

90980-10997

Z18
White

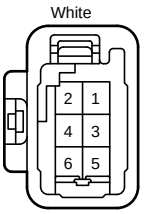

90980-11452

Z19
White

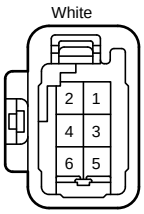

90980-11452

Z22
Black

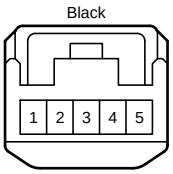

90980-12366

Z24
Gray

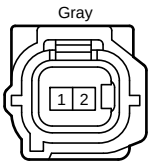

90980-12572

Z25
Black

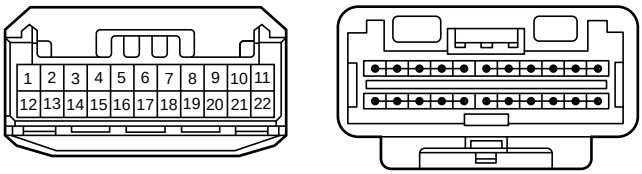

90980-12B54

Z26
White

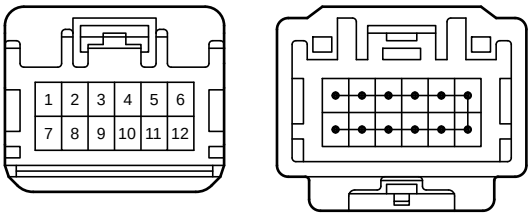

90980-12737

a1
Gray

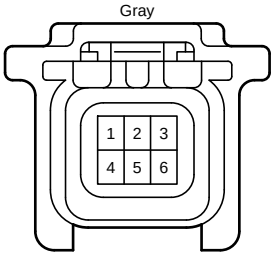

90980-12790

z4
White

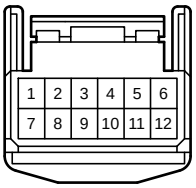

90980-12559

2A
White

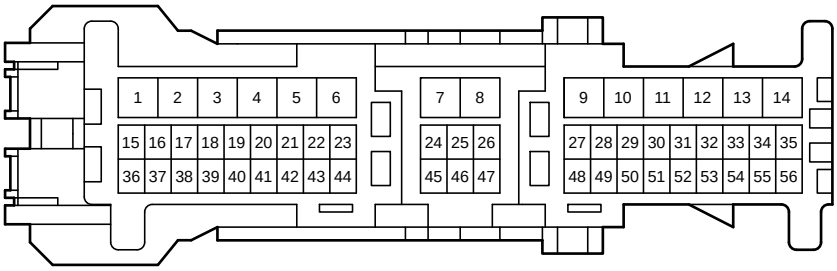

90980-12890

2B
White

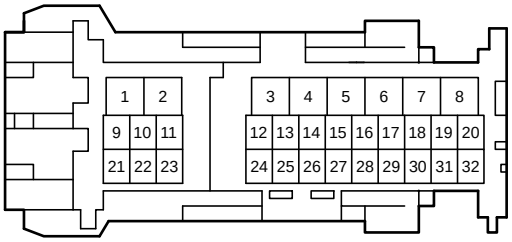

90980-12A48

2D
White

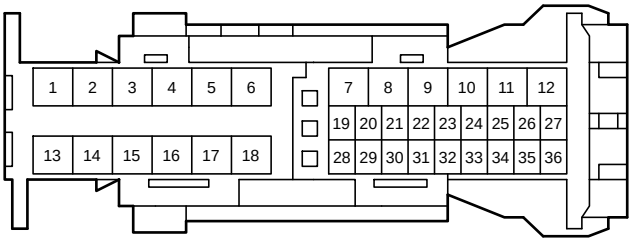

90980-12944

AS3
Blue

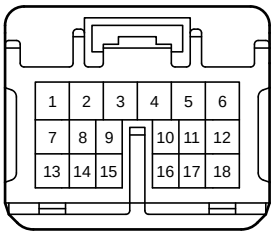

90980-12745

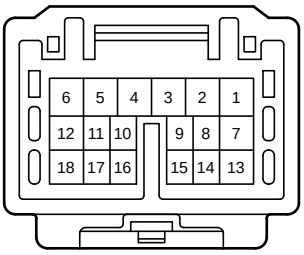

90980-12744

JS1
White

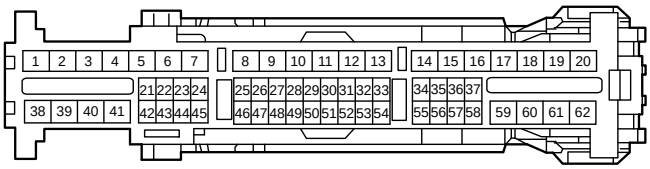

90980-12B22

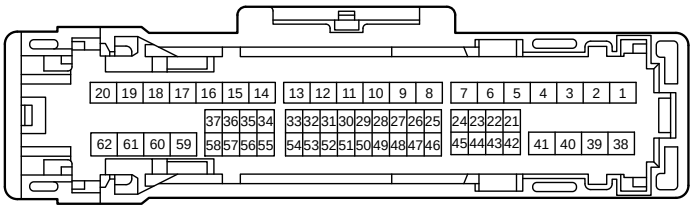

90980-12B21

RS3
Blue

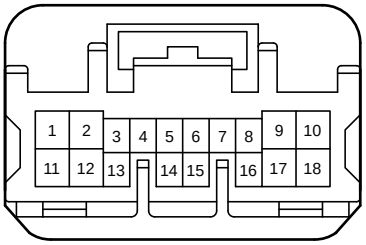

90980-12739

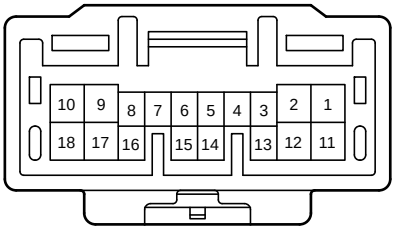

90980-12738

SR2
Blue

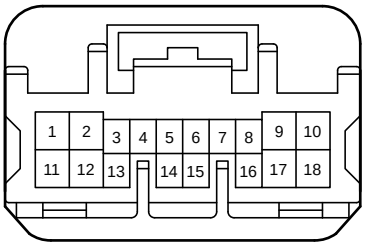

90980-12739

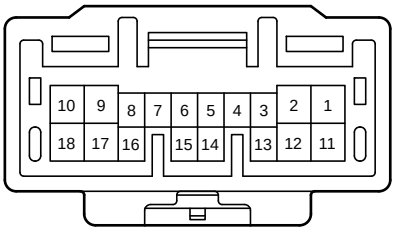

90980-12738

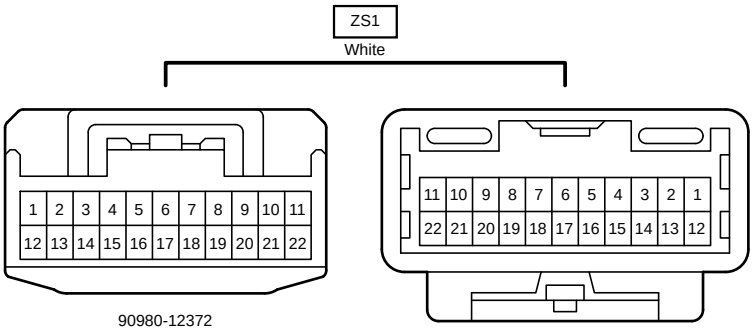

90980-12372

90980-12371

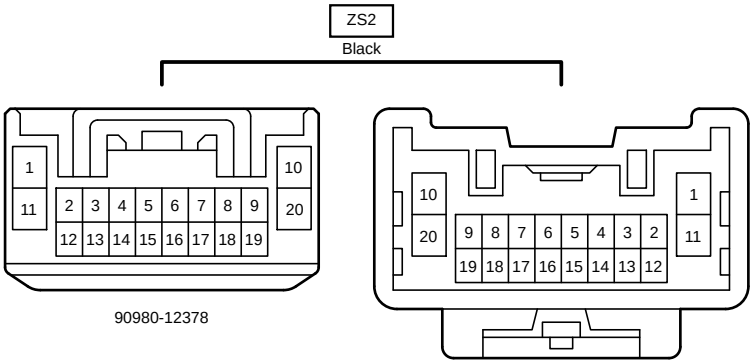

90980-12378

90980-12377

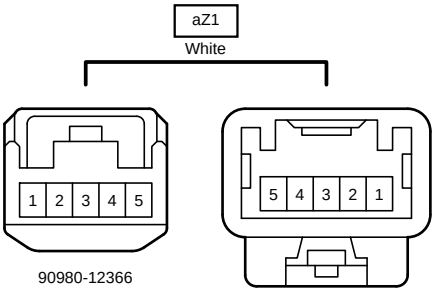

90980-12366

90980-12365