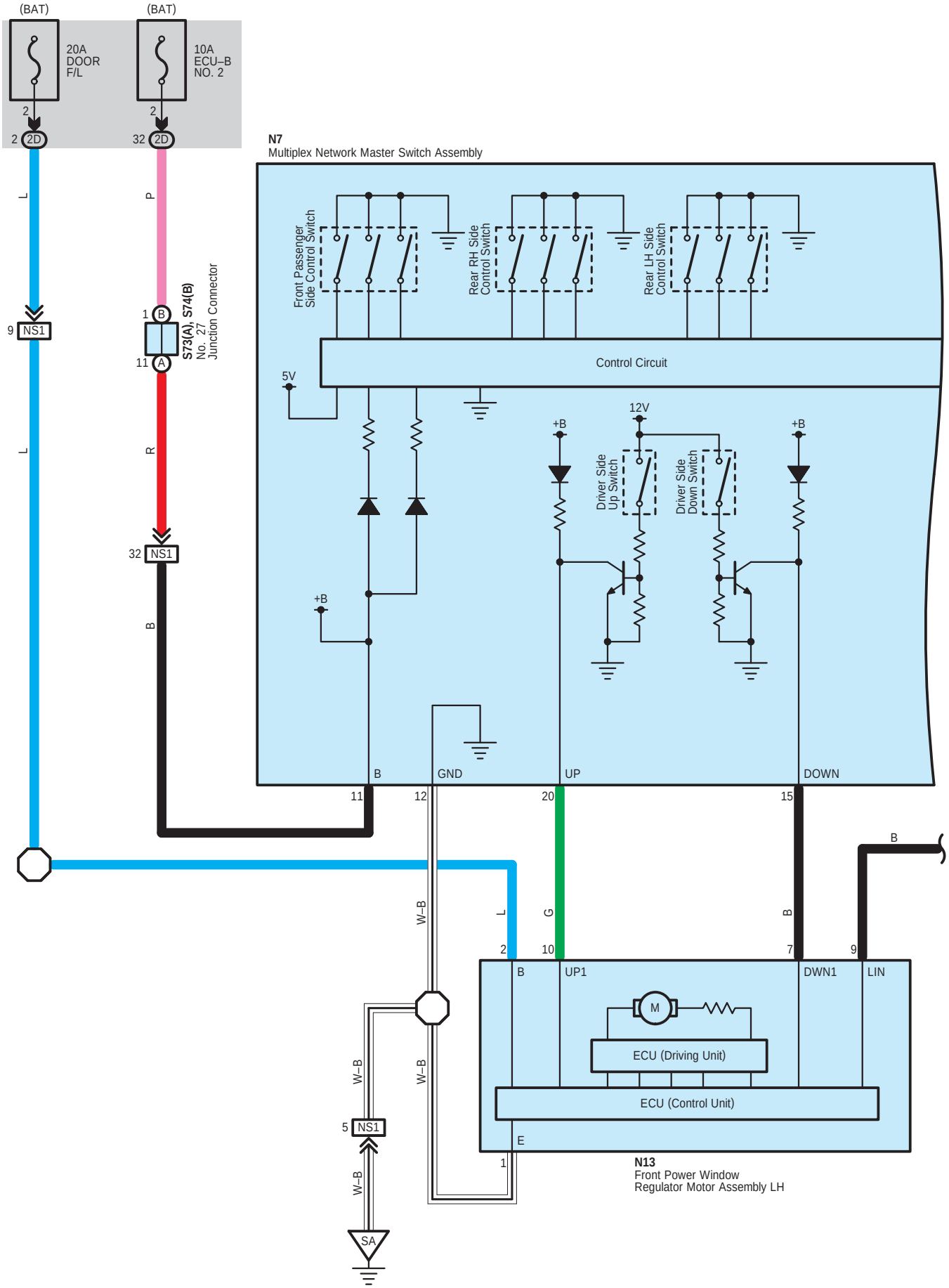
(BAT)
(BAT)
20A
DOOR
F/L
10A
ECU–B
NO. 2
2
2
2
2D
32
2D
N7
Multiplex Network Master Switch Assembly
Front Passenger
Side Control Switch
Rear RH Side
Control Switch
Rear LH Side
Control Switch
Control Circuit
5V
12V
+B
+B
+B
Driver Side
Up Switch
Driver Side
Down Switch
L
P
L
R
B
9
NS1
1
B
11
A
S73(A), S74(B)
No. 27
Junction Connector
32
NS1
B
GND
UP
DOWN
11
12
20
15
B
W–B
L
G
B
2
10
7
9
B
UP1
DWN1
LIN
M
ECU (Driving Unit)
ECU (Control Unit)
E
1
N13
Front Power Window
Regulator Motor Assembly LH
W–B
W–B
5
NS1
W–B
SA

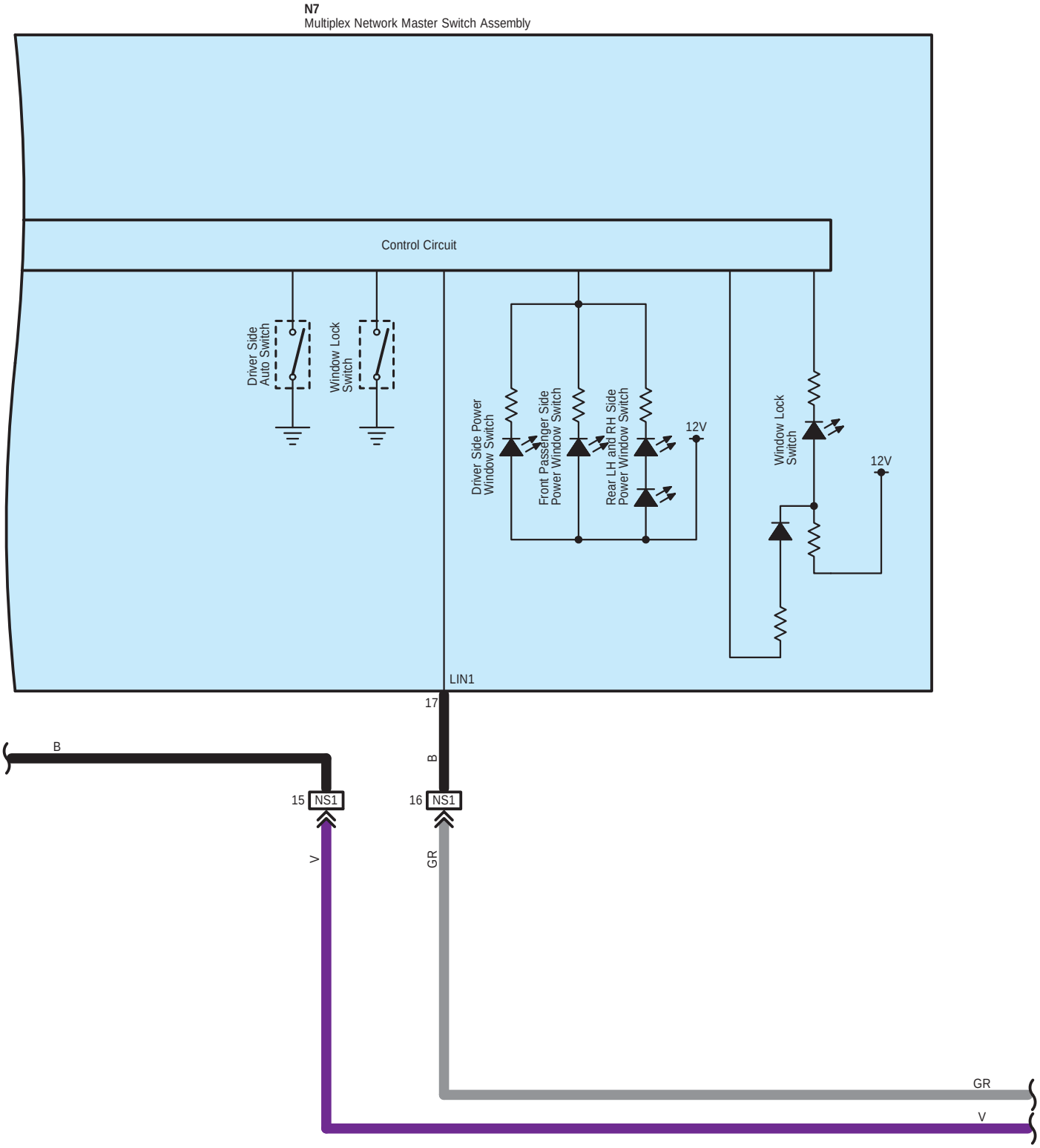
N7
Multiplex Network Master Switch Assembly
Control Circuit
Driver Side Auto Switch
Window Lock Switch
Driver Side Power Window Switch
Front Passenger Side Power Window Switch
Rear LH and RH Side Power Window Switch
12V
Window Lock Switch
12V
LIN1
17
B
B
15 NS1
16 NS1
V
GR
GR
V

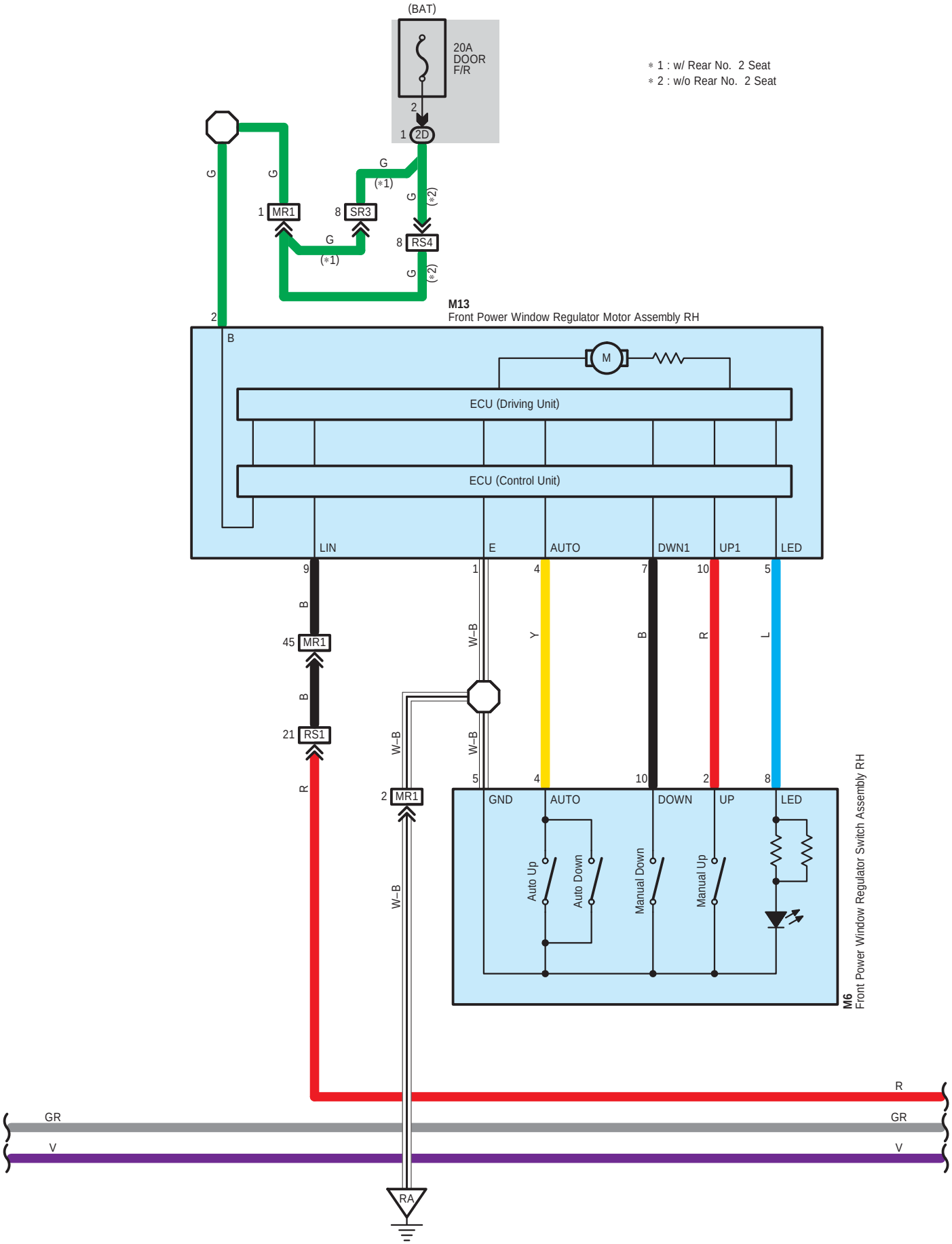
(BAT)
20A
DOOR
F/R
2
1 2D
∗1 : w/ Rear No. 2 Seat
∗2 : w/o Rear No. 2 Seat
G
G
G
(∗1)
G
(∗2)
1 MR1
8 SR3
G
(∗1)
8 RS4
G
(∗2)
2
B
M13
Front Power Window Regulator Motor Assembly RH
M
ECU (Driving Unit)
ECU (Control Unit)
LIN
E
AUTO
DWN1
UP1
LED
9
1
4
7
10
5
B
W–B
Y
B
R
L
45 MR1
B
21 RS1
R
W–B
W–B
2 MR1
W–B
5
4
10
2
8
GND
AUTO
DOWN
UP
LED
Auto Up
Auto Down
Manual Down
Manual Up
M6
Front Power Window Regulator Switch Assembly RH
R
GR
GR
V
V
RA

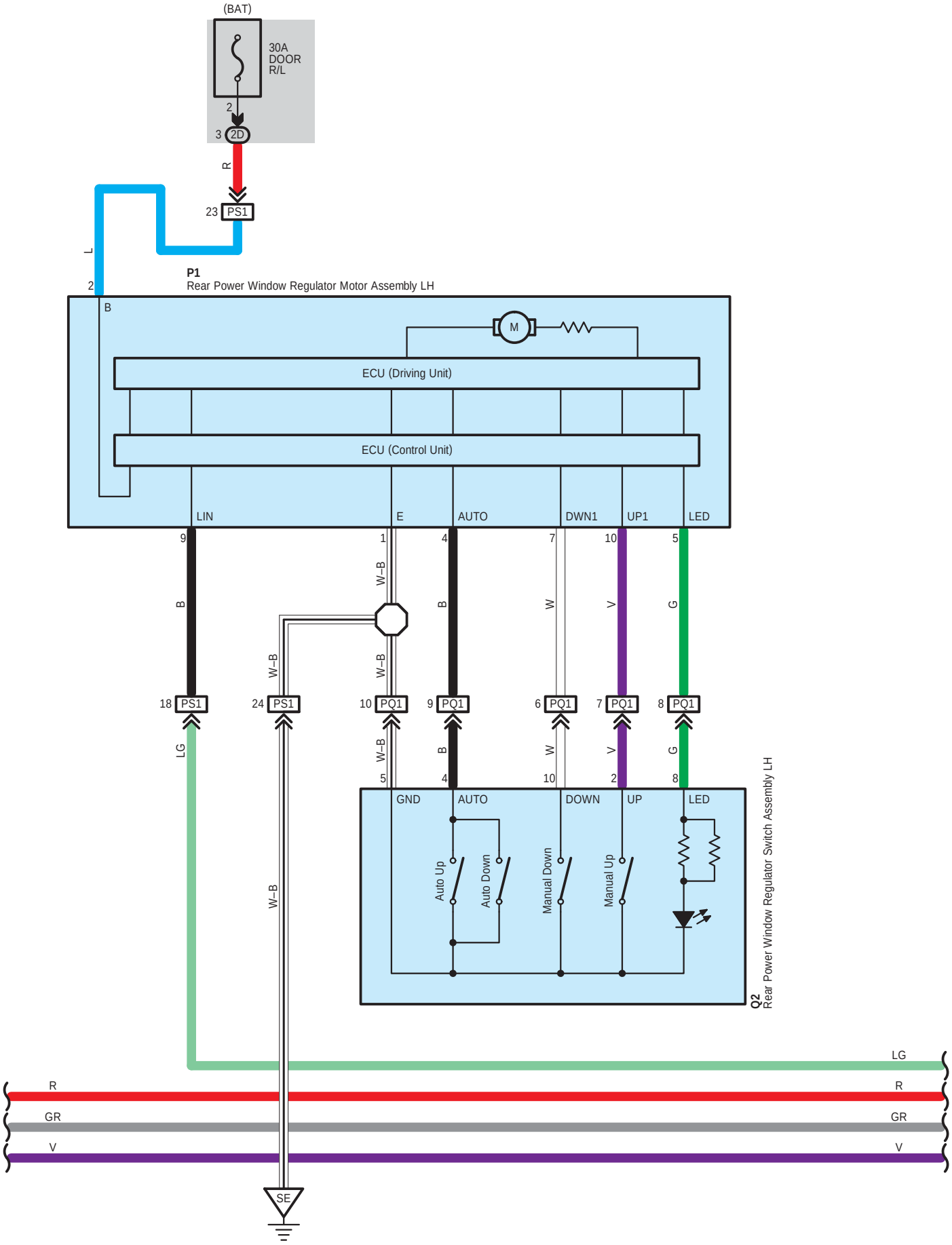
(BAT)
30A
DOOR
R/L
2
3
2D
R
23
PS1
L
2
P1
Rear Power Window Regulator Motor Assembly LH
B
M
ECU (Driving Unit)
ECU (Control Unit)
LIN
E
AUTO
DWN1
UP1
LED
9
1
4
7
10
5
B
W–B
B
W
V
G
W–B
W–B
18
PS1
24
PS1
10
PQ1
9
PQ1
6
PQ1
7
PQ1
8
PQ1
LG
W–B
B
W
V
G
5
4
10
2
8
GND
AUTO
DOWN
UP
LED
Auto Up
Auto Down
Manual Down
Manual Up
W–B
Q2
Rear Power Window Regulator Switch Assembly LH
LG
R
R
GR
GR
V
V
SE

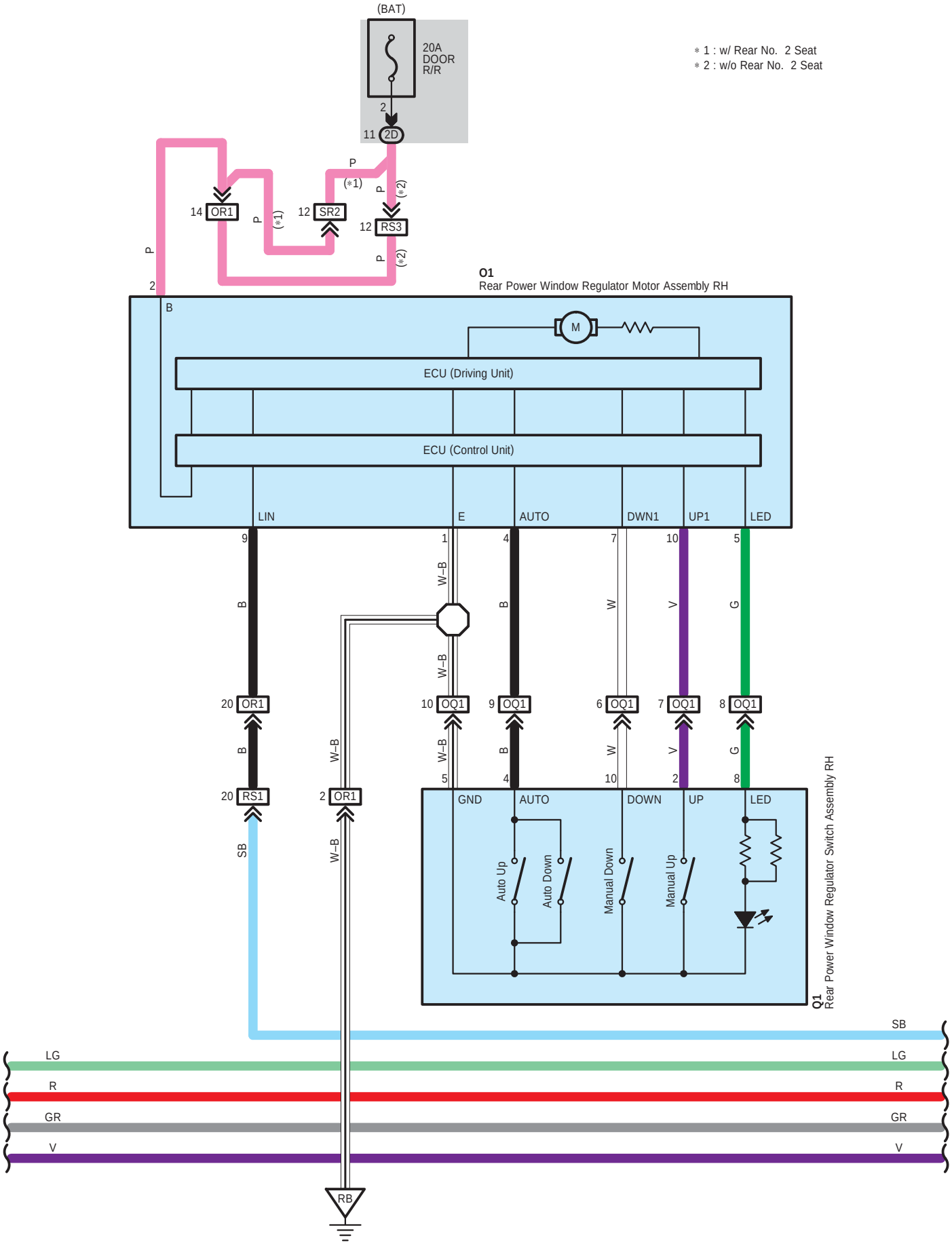
(BAT)
20A
DOOR
R/R
2
11 2D
＊1 : w/ Rear No. 2 Seat
＊2 : w/o Rear No. 2 Seat
P
(＊1)
(＊2)
14 OR1
12 SR2
12 RS3
2
B
O1
Rear Power Window Regulator Motor Assembly RH
M
ECU (Driving Unit)
ECU (Control Unit)
LIN
E
AUTO
DWN1
UP1
LED
9
1
4
7
10
5
W–B
B
W
V
G
20 OR1
10 OQ1
9 OQ1
6 OQ1
7 OQ1
8 OQ1
20 RS1
2 OR1
5
4
10
2
8
GND
AUTO
DOWN
UP
LED
SB
Auto Up
Auto Down
Manual Down
Manual Up
Q1
Rear Power Window Regulator Switch Assembly RH
LG
R
GR
V
RB

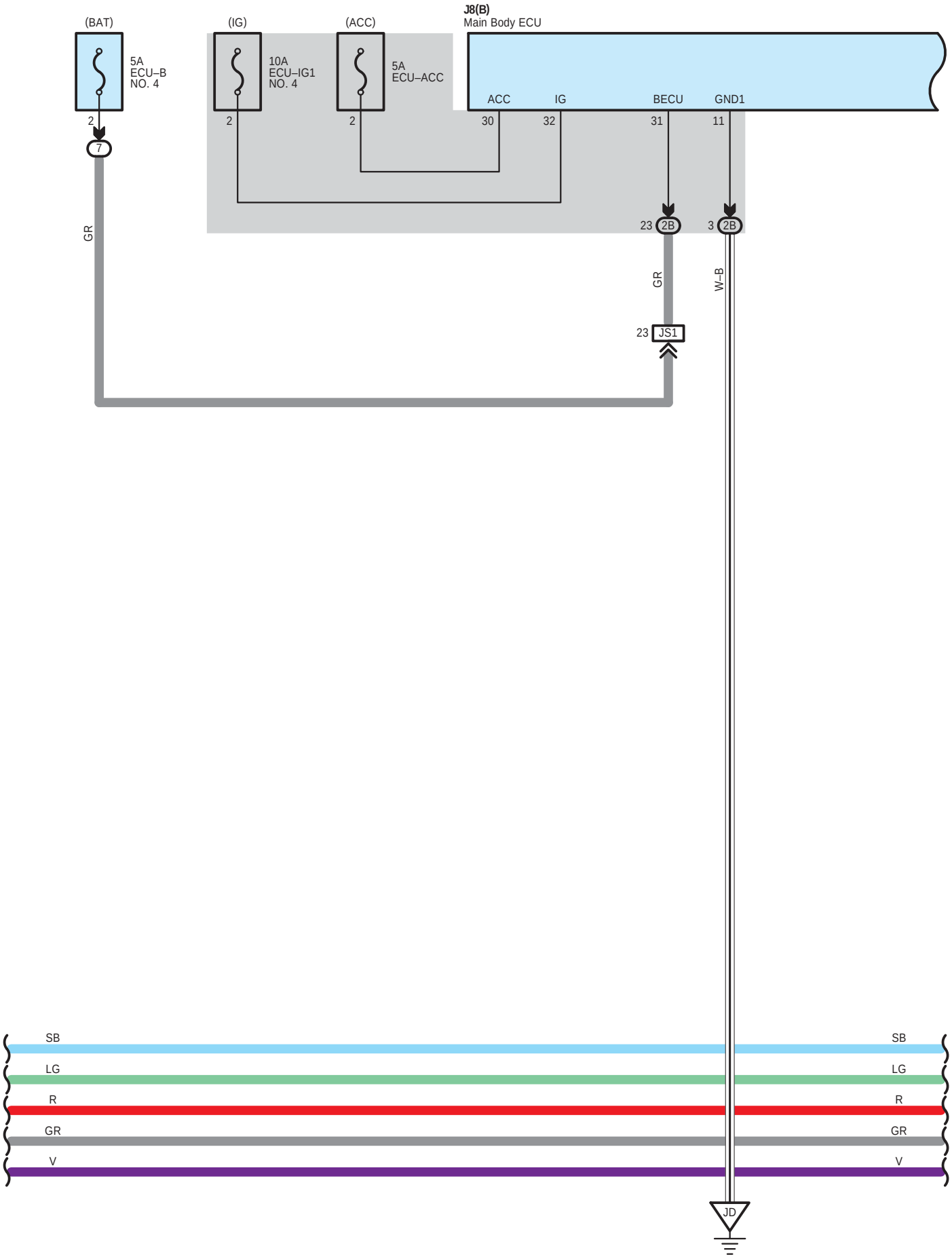
(BAT)
5A
ECU–B
NO. 4
2
7
GR
(IG)
10A
ECU–IG1
NO. 4
2
(ACC)
5A
ECU–ACC
2
J8(B)
Main Body ECU
ACC
IG
BECU
GND1
30
32
31
11
23
2B
3
2B
GR
W–B
23
JS1
SB
LG
R
GR
V
SB
LG
R
GR
V
JD

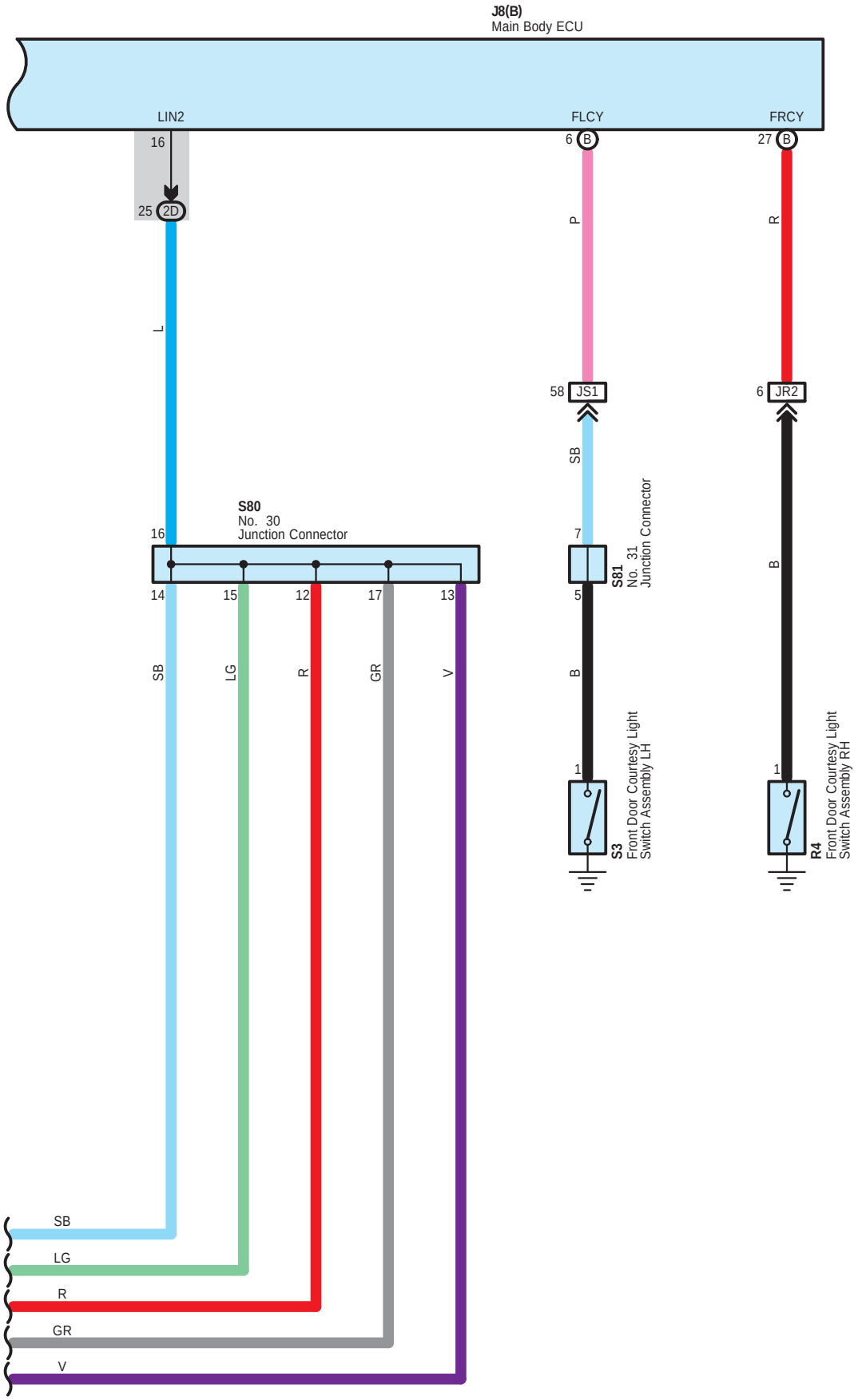
J8(B)
Main Body ECU
LIN2
FLCY
FRCY
16
25 2D
6 B
27 B
L
P
R
58 JS1
6 JR2
SB
B
S80
No. 30
Junction Connector
16
14
15
12
17
13
7
5
S81
No. 31
Junction Connector
1
1
S3
Front Door Courtesy Light
Switch Assembly LH
R4
Front Door Courtesy Light
Switch Assembly RH
SB
LG
R
GR
V

J8
White

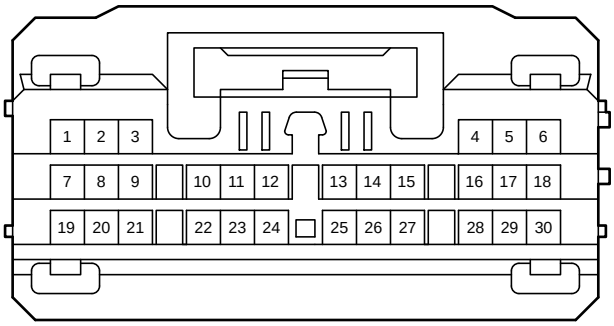

90980-12909

M6
Gray

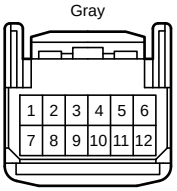

90980-12552

M13
White

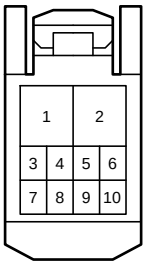

90980-12328

N7
White

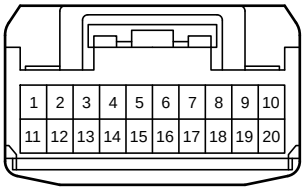

90980-12460

N13
White

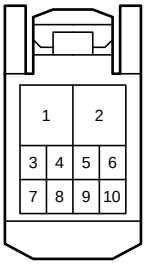

90980-12328

O1
White

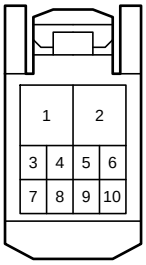

90980-12328

P1
White

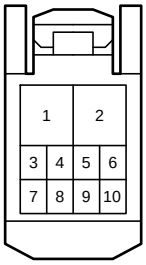

90980-12328

Q1
Gray

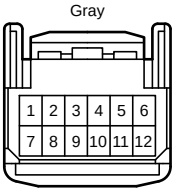

90980-12552

Q2
Gray

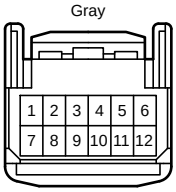

90980-12552

R4
Black

90980-10871

S3
Black

90980-10871

S73
Black

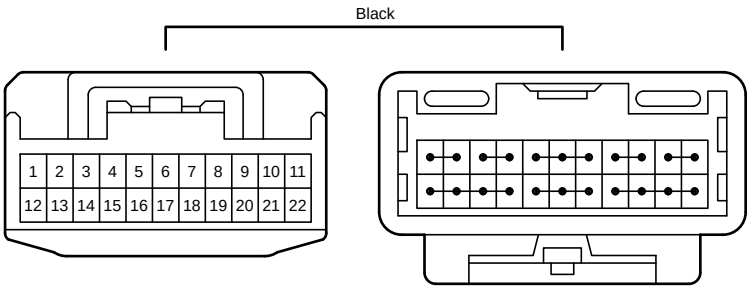

90980-12372

S74
Black

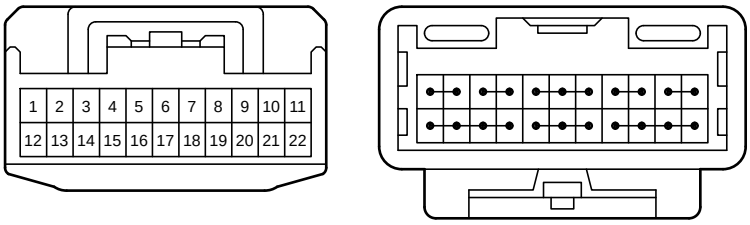

90980-12372

S80
Black

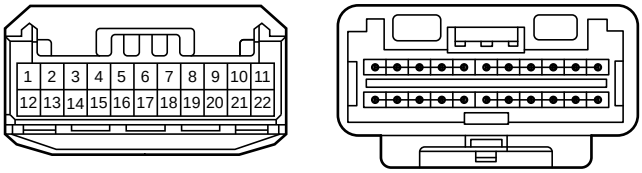

90980-12B54

S81
Black

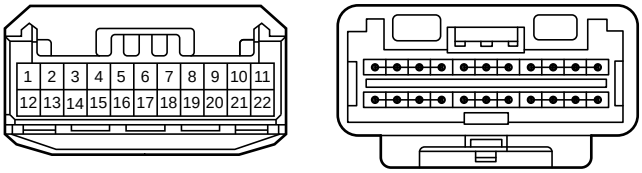

90980-12B54

2B
White

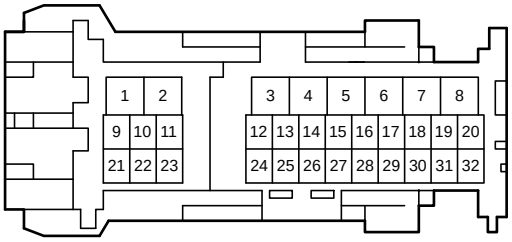

90980-12A48

2D
White

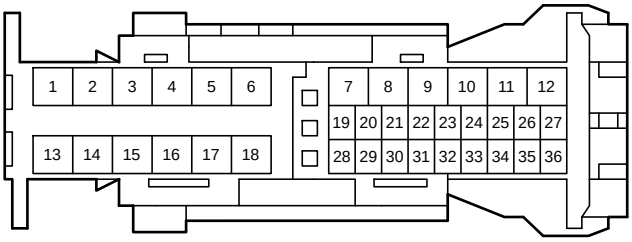

90980-12944

JR2
White

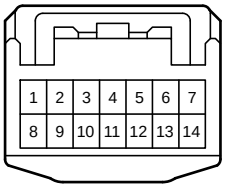

90980-12370

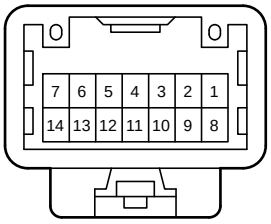

90980-12369

JS1
White

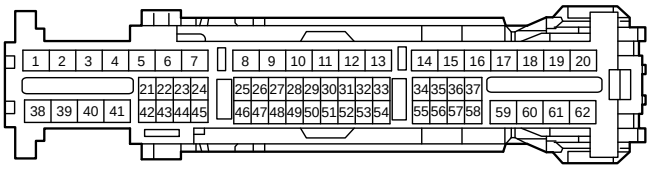

90980-12B22

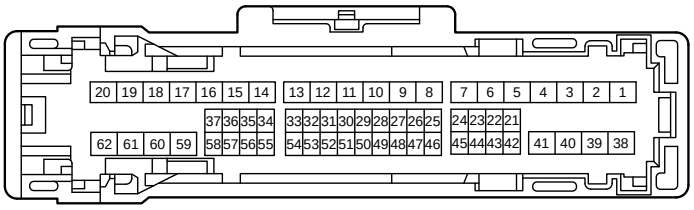

90980-12B21

MR1
White

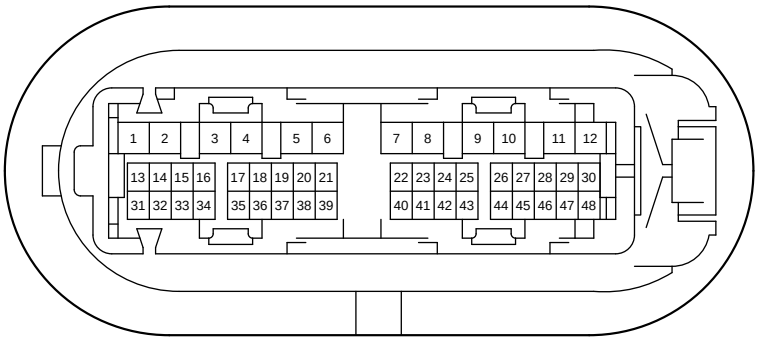

90980-12A09

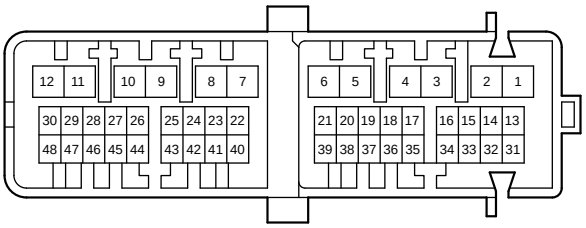

90980-12A06

NS1
White

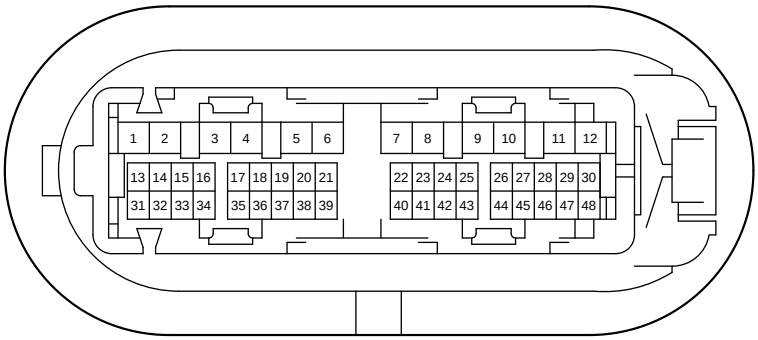

90980-12A09

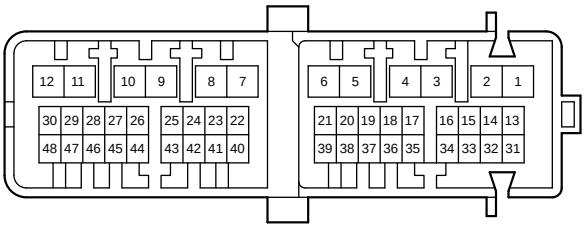

90980-12A06

OQ1
White

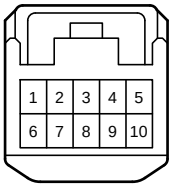

90980-12368

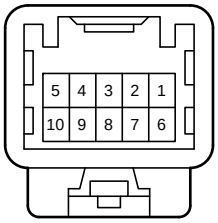

90980-12367

OR1
White

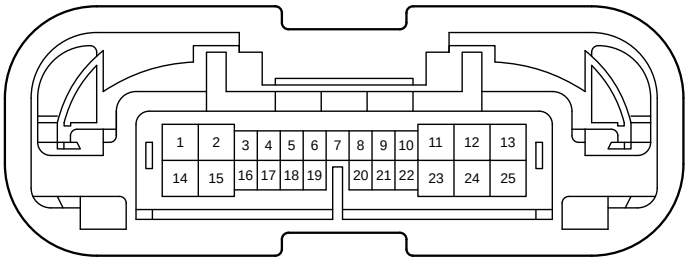

90980-12802

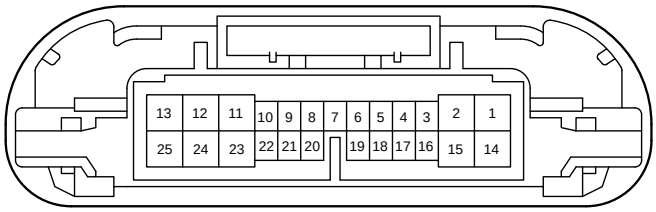

90980-12801

PQ1
White

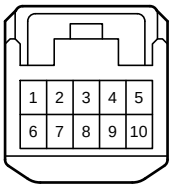

90980-12368

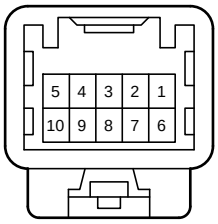

90980-12367

PS1
White

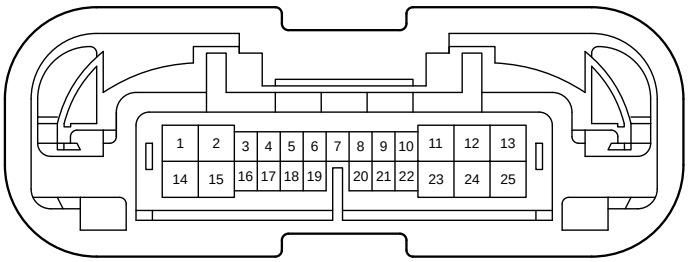

90980-12802

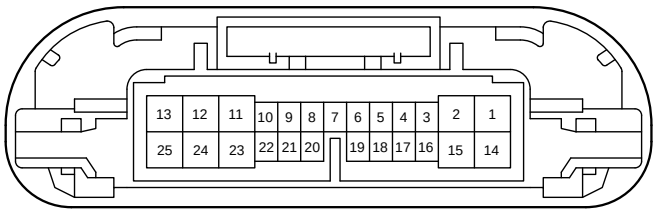

90980-12801

RS1
White

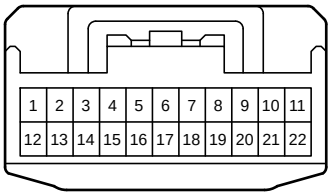

90980-12372

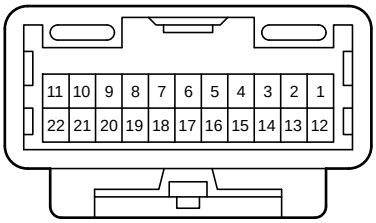

90980-12371

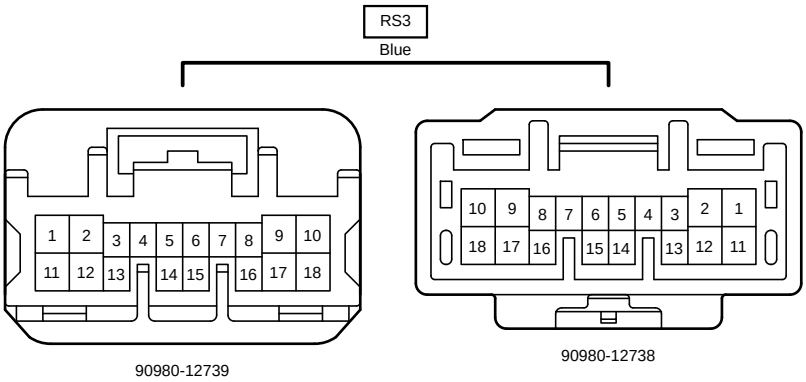
RS3
Blue
1 2 3 4 5 6 7 8 9 10
11 12 13 14 15 16 17 18
10 9 8 7 6 5 4 3 2 1
18 17 16 15 14 13 12 11
90980-12739
90980-12738

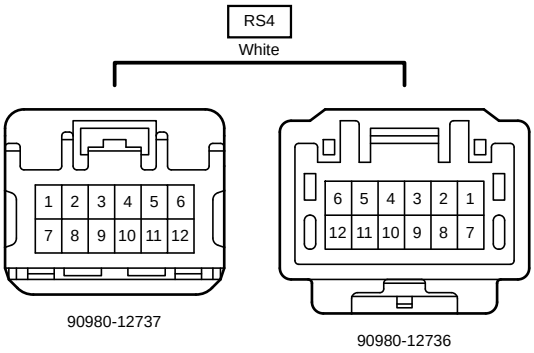
RS4
White
1 2 3 4 5 6
7 8 9 10 11 12
6 5 4 3 2 1
12 11 10 9 8 7
90980-12737
90980-12736

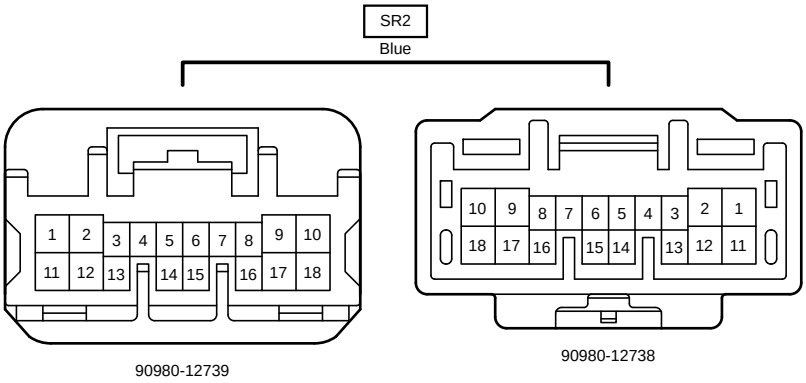
SR2
Blue
1 2 3 4 5 6 7 8 9 10
11 12 13 14 15 16 17 18
10 9 8 7 6 5 4 3 2 1
18 17 16 15 14 13 12 11
90980-12739
90980-12738

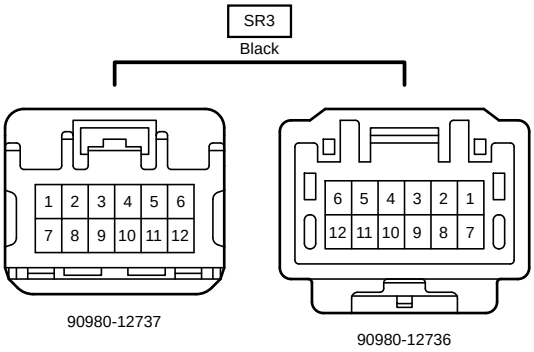
SR3
Black
1 2 3 4 5 6
7 8 9 10 11 12
6 5 4 3 2 1
12 11 10 9 8 7
90980-12737
90980-12736