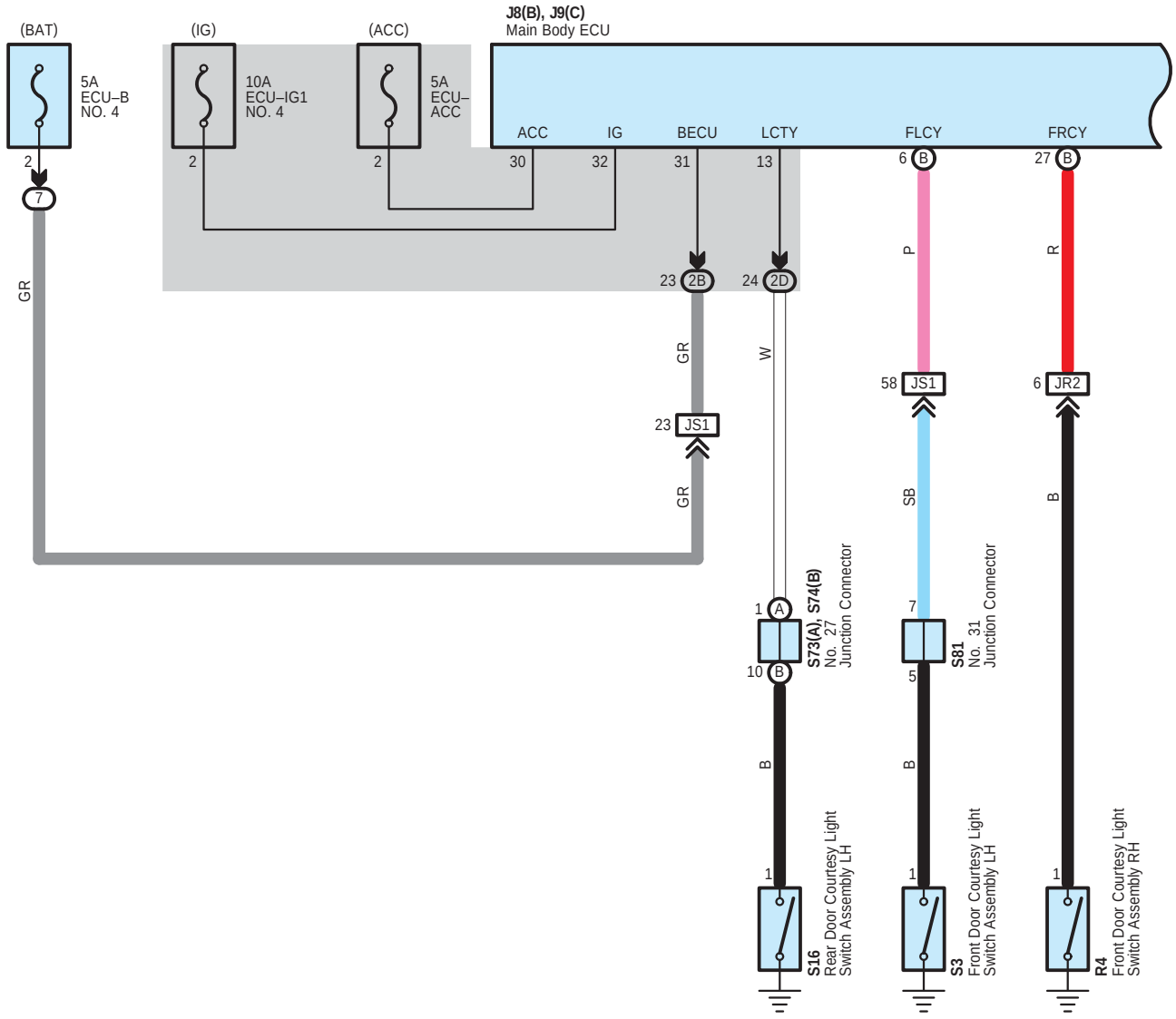

*16 : w/ Intrusion Sensor

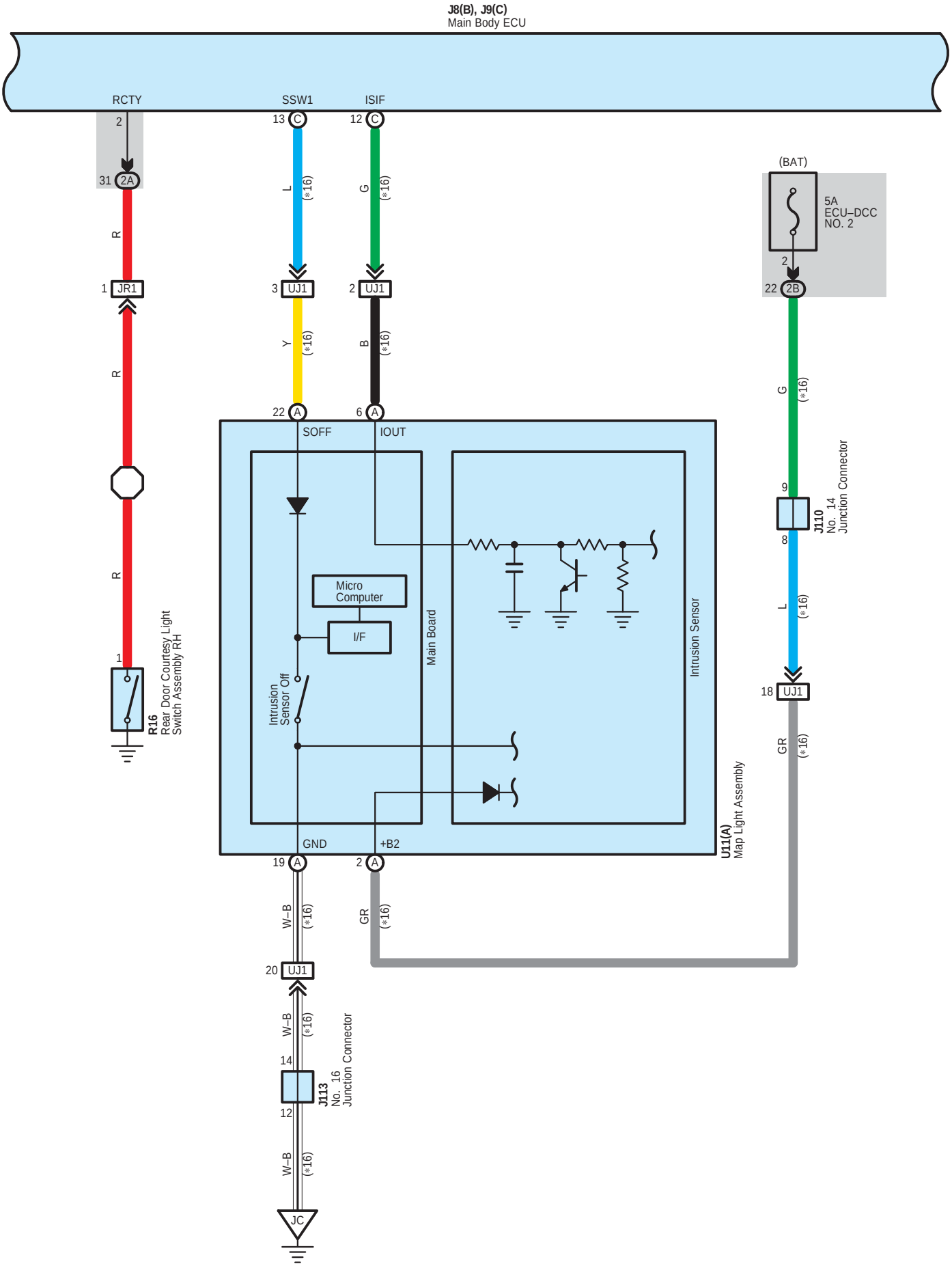
J8(B), J9(C)
Main Body ECU
RCTY
SSW1
ISIF
2
31 2A
13 C
12 C
L
(*16)
G
(*16)
R
1 JR1
3 UJ1
2 UJ1
Y
(*16)
B
(*16)
R
22 A
6 A
SOFF
IOUT
R
Micro Computer
I/F
Intrusion Sensor Off
Main Board
Intrusion Sensor
1
R16
Rear Door Courtesy Light Switch Assembly RH
GND
+B2
19 A
2 A
U11(A)
Map Light Assembly
W–B
(*16)
GR
(*16)
20 UJ1
W–B
(*16)
14
12
J113
No. 16
Junction Connector
W–B
(*16)
JC
(BAT)
5A
ECU–DCC
NO. 2
2
22 2B
G
(*16)
9
8
J110
No. 14
Junction Connector
L
(*16)
18 UJ1
GR
(*16)

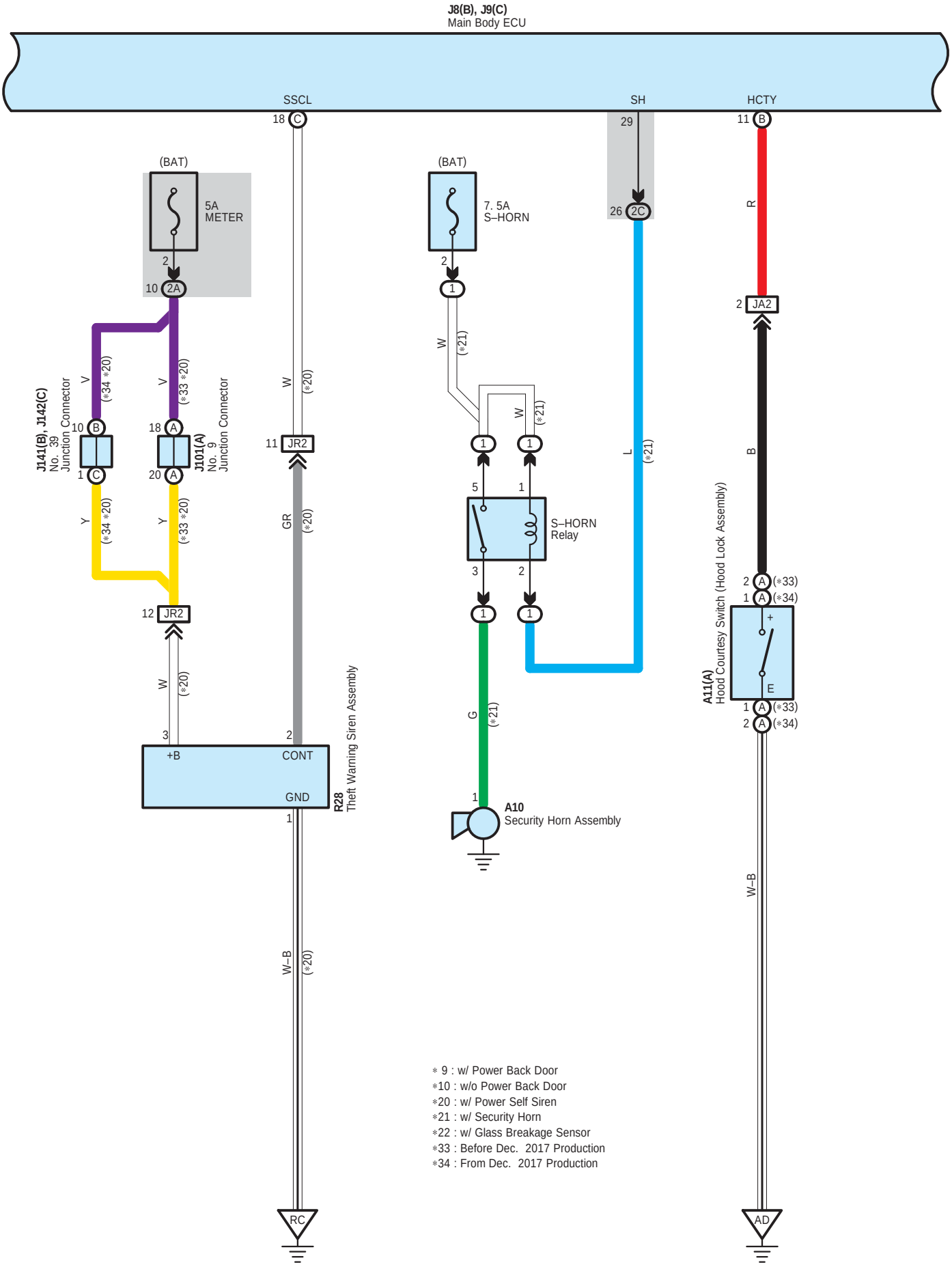
J8(B), J9(C)
Main Body ECU
SSCL
SH
HCTY
18 C
29
11 B
(BAT)
5A
METER
2
10 2A
(BAT)
7. 5A
S–HORN
2
1
26 2C
R
2 JA2
W
(*21)
V
(*34 *20)
V
(*33 *20)
W
(*20)
W
(*21)
L
(*21)
B
J141(B), J142(C)
No. 39
Junction Connector
10 B
1 C
18 A
20 A
J101(A)
No. 9
Junction Connector
11 JR2
5
1
S–HORN
Relay
3
2
Y
(*34 *20)
Y
(*33 *20)
GR
(*20)
2 A (*33)
1 A (*34)
A11(A)
Hood Courtesy Switch (Hood Lock Assembly)
+
E
1 A (*33)
2 A (*34)
12 JR2
W
(*20)
G
(*21)
3
2
+B
CONT
GND
R28
Theft Warning Siren Assembly
1
A10
Security Horn Assembly
W–B
W–B
(*20)
RC
AD
* 9 : w/ Power Back Door
*10 : w/o Power Back Door
*20 : w/ Power Self Siren
*21 : w/ Security Horn
*22 : w/ Glass Breakage Sensor
*33 : Before Dec. 2017 Production
*34 : From Dec. 2017 Production

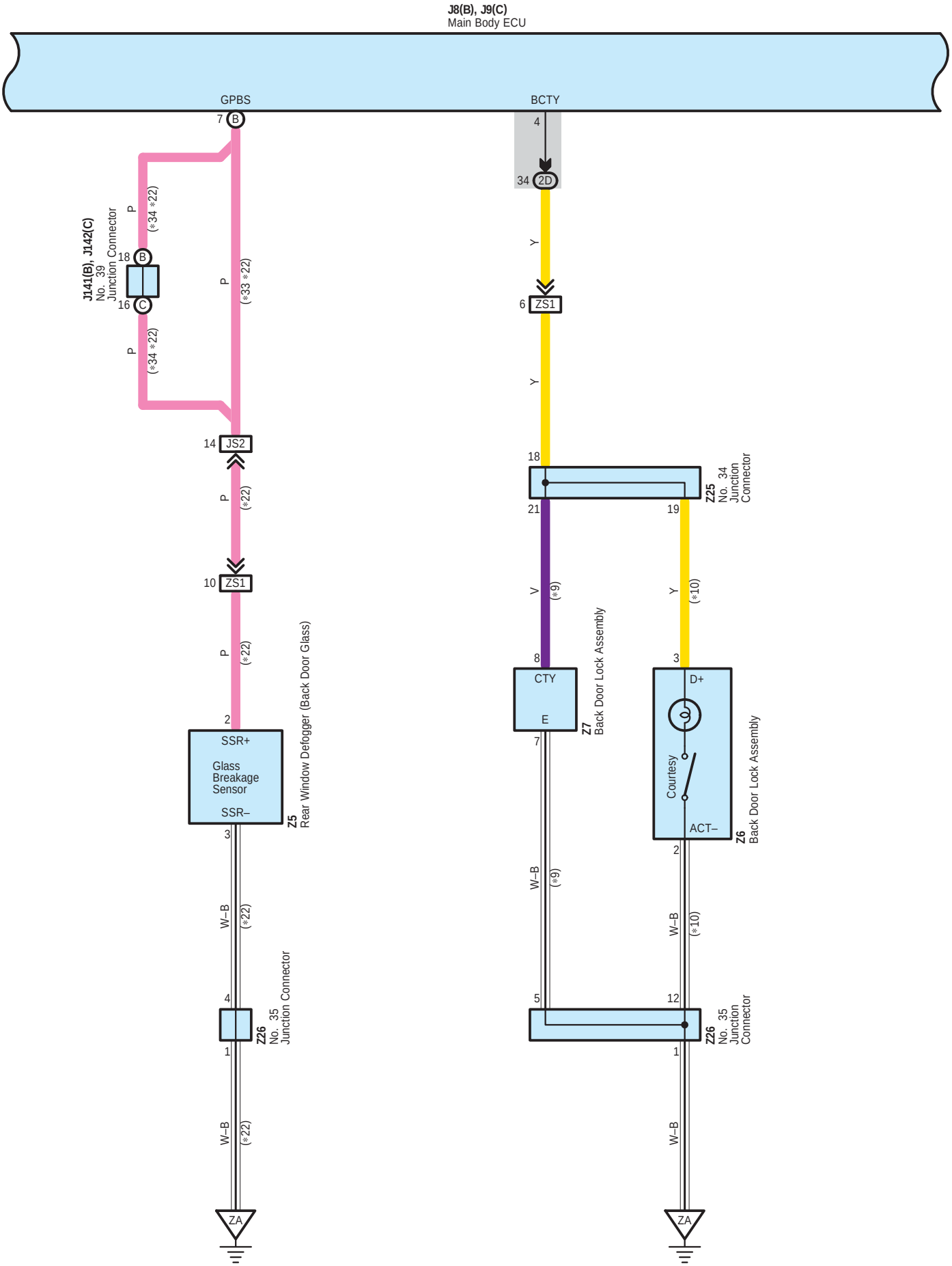
J8(B), J9(C)
Main Body ECU
GPBS
BCTY
7 B
4
34 2D
J141(B), J142(C)
No. 39
Junction Connector
18 B
16 C
P
(*34 *22)
P
(*33 *22)
P
(*34 *22)
Y
6 ZS1
Y
14 JS2
P
(*22)
10 ZS1
P
(*22)
18
21
19
Z25
No. 34
Junction Connector
V
(*9)
Y
(*10)
8
CTY
E
7
Z7
Back Door Lock Assembly
3
D+
Courtesy
ACT–
2
Z6
Back Door Lock Assembly
2
SSR+
Glass
Breakage
Sensor
SSR–
3
Z5
Rear Window Defogger (Back Door Glass)
W–B
(*22)
W–B
(*9)
W–B
(*10)
4
1
Z26
No. 35
Junction Connector
5
12
1
Z26
No. 35
Junction Connector
W–B
(*22)
W–B
ZA
ZA

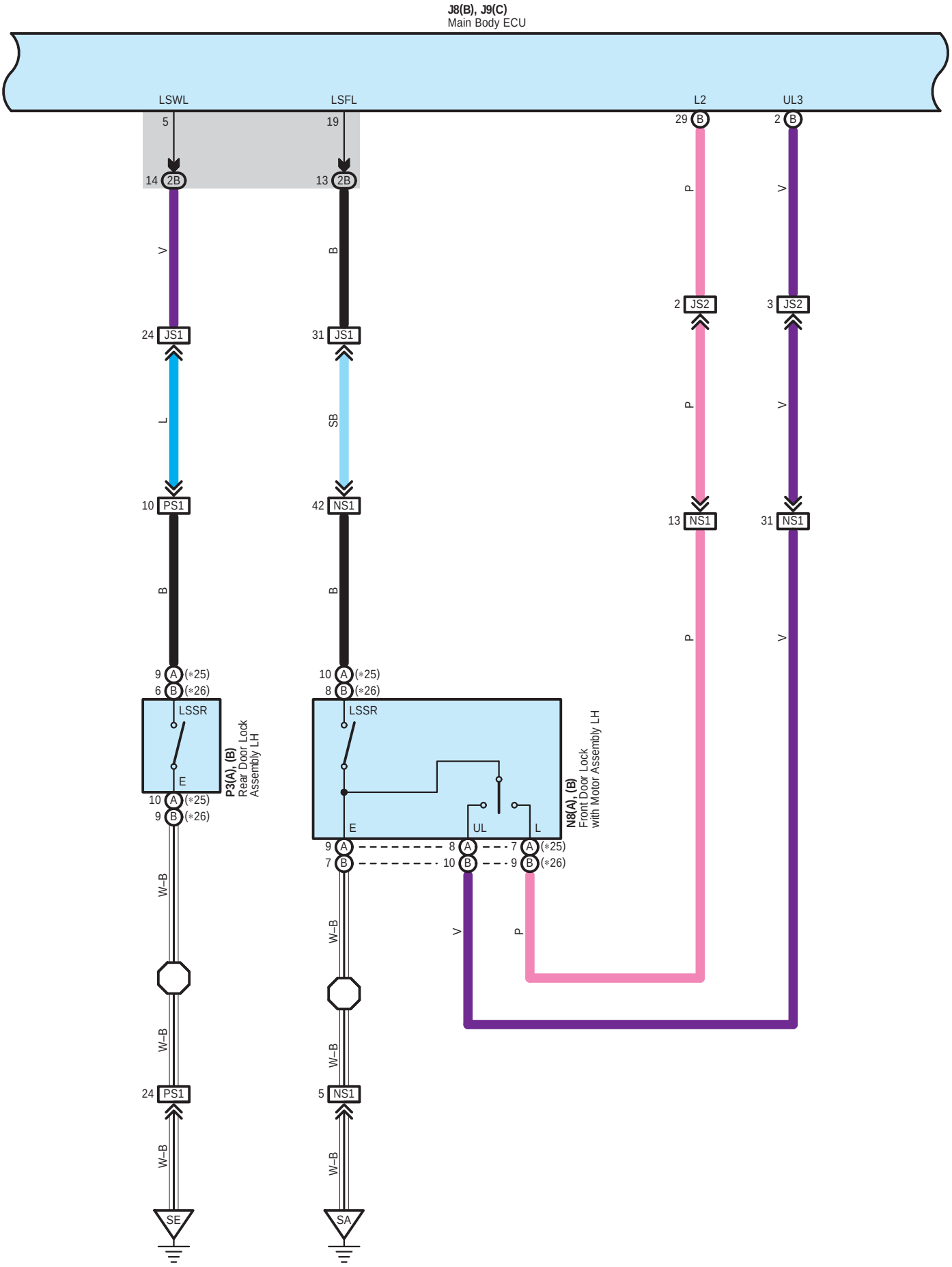
J8(B), J9(C)
Main Body ECU
LSWL
LSFL
L2
UL3
5
19
29 B
2 B
14 2B
13 2B
V
B
P
V
24 JS1
31 JS1
2 JS2
3 JS2
L
SB
P
V
10 PS1
42 NS1
13 NS1
31 NS1
B
B
P
V
9 A (*25)
6 B (*26)
10 A (*25)
8 B (*26)
LSSR
E
P3(A), (B)
Rear Door Lock
Assembly LH
10 A (*25)
9 B (*26)
LSSR
E
UL
L
N8(A), (B)
Front Door Lock
with Motor Assembly LH
9 A
7 B
8 A
10 B
7 A (*25)
9 B (*26)
W–B
W–B
V
P
W–B
W–B
24 PS1
5 NS1
W–B
W–B
SE
SA

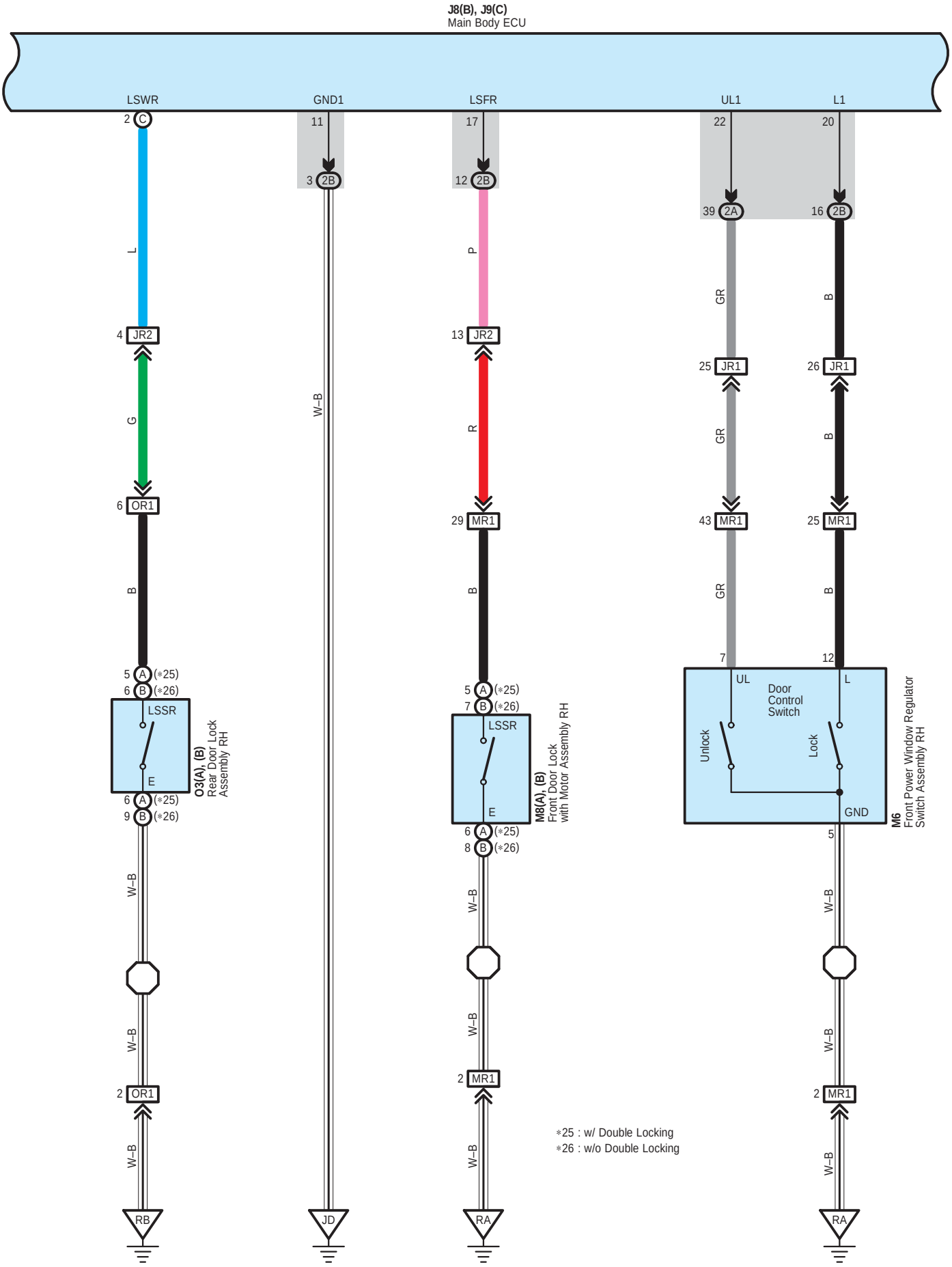
J8(B), J9(C)
Main Body ECU
LSWR
GND1
LSFR
UL1
L1
2 C
11
3 2B
17
12 2B
22
39 2A
20
16 2B
L
P
GR
B
4 JR2
13 JR2
25 JR1
26 JR1
W–B
G
R
GR
B
6 OR1
29 MR1
43 MR1
25 MR1
B
B
GR
B
5 A (*25)
6 B (*26)
LSSR
E
6 A (*25)
9 B (*26)
O3(A), (B)
Rear Door Lock
Assembly RH
5 A (*25)
7 B (*26)
LSSR
E
6 A (*25)
8 B (*26)
M8(A), (B)
Front Door Lock
with Motor Assembly RH
7
12
UL
L
Door
Control
Switch
Unlock
Lock
GND
5
M6
Front Power Window Regulator
Switch Assembly RH
W–B
W–B
W–B
W–B
W–B
W–B
2 OR1
2 MR1
2 MR1
W–B
W–B
W–B
RB
JD
RA
RA
*25 : w/ Double Locking
*26 : w/o Double Locking

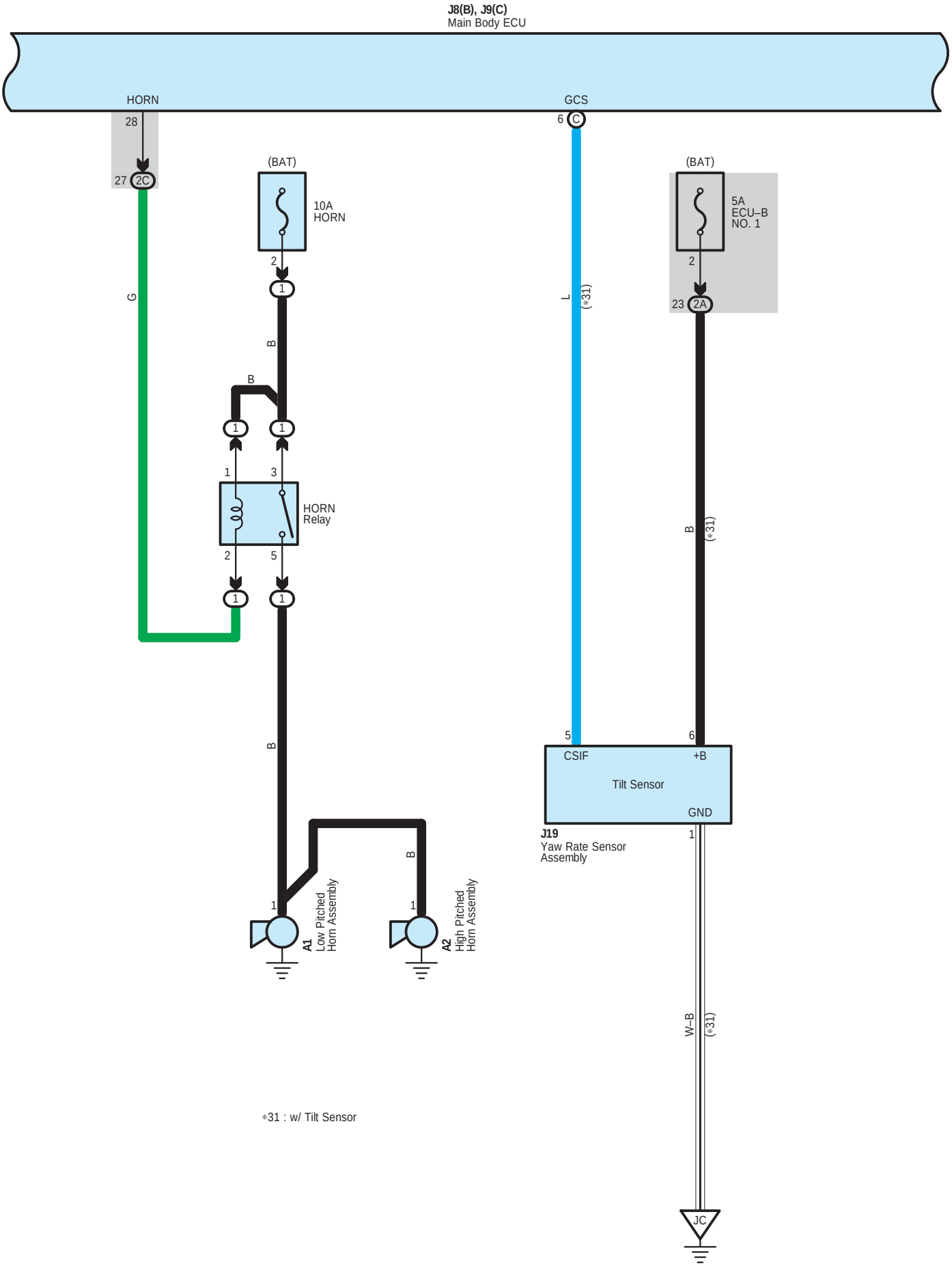

*31 : w/ Tilt Sensor

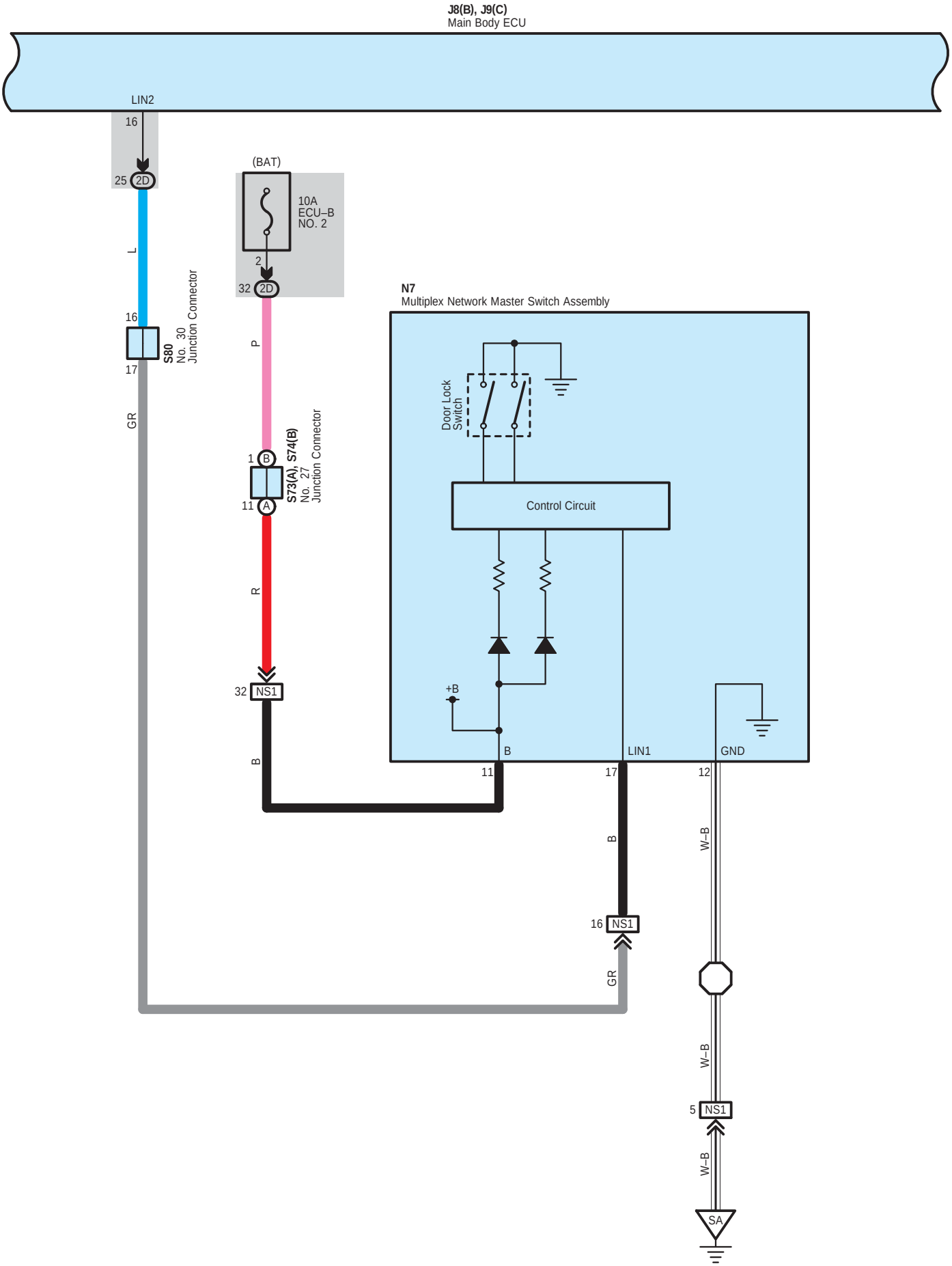
J8(B), J9(C)
Main Body ECU
LIN2
16
25 2D
L
16
S80
No. 30
Junction Connector
17
GR
(BAT)
10A
ECU–B
NO. 2
2
32 2D
P
1 B
11 A
S73(A), S74(B)
No. 27
Junction Connector
R
32 NS1
B
N7
Multiplex Network Master Switch Assembly
Door Lock
Switch
Control Circuit
+B
B
LIN1
GND
11
17
12
B
16 NS1
GR
W–B
W–B
5 NS1
W–B
SA

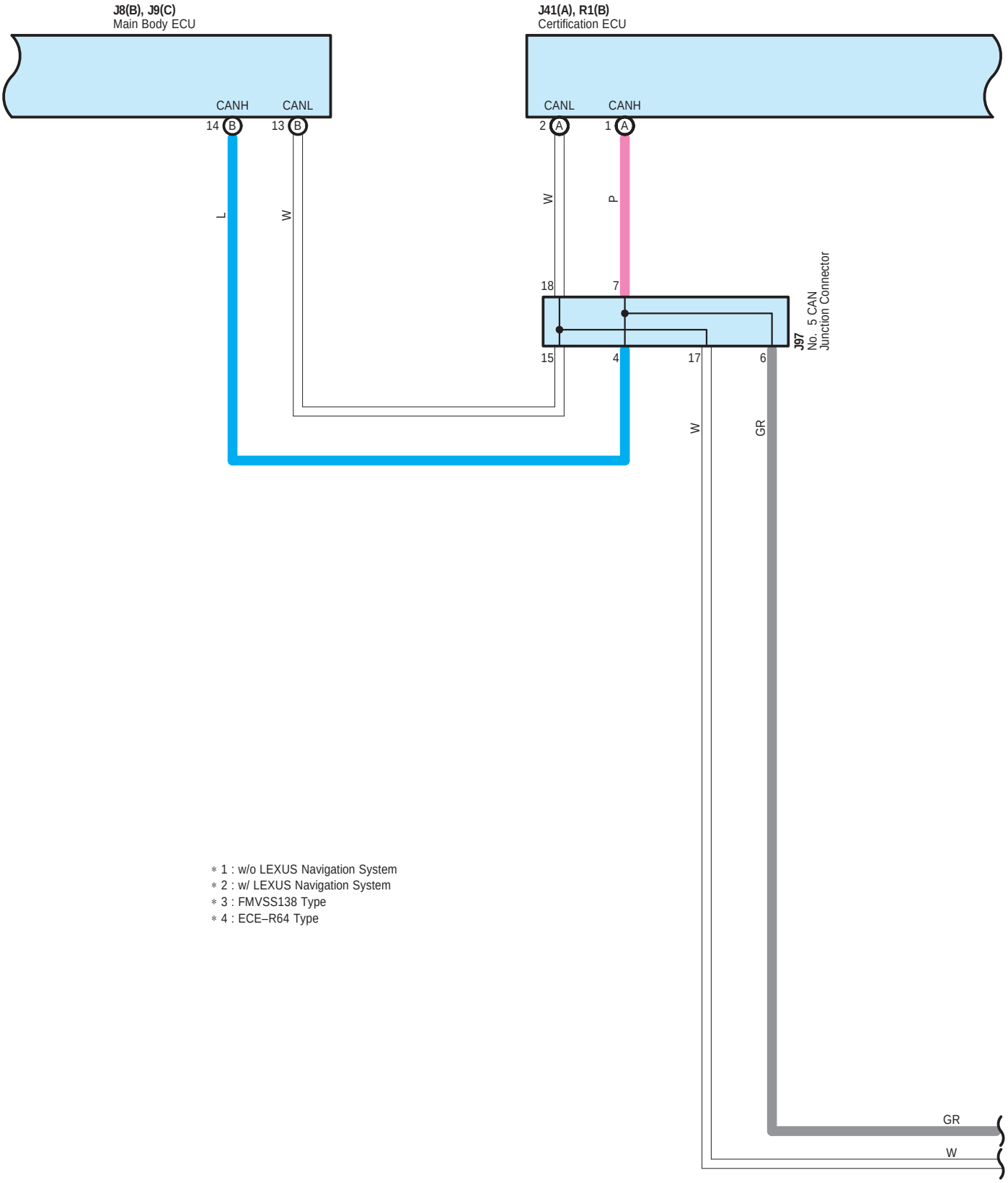

* 1 : w/o LEXUS Navigation System
* 2 : w/ LEXUS Navigation System
* 3 : FMVSS138 Type
* 4 : ECE–R64 Type

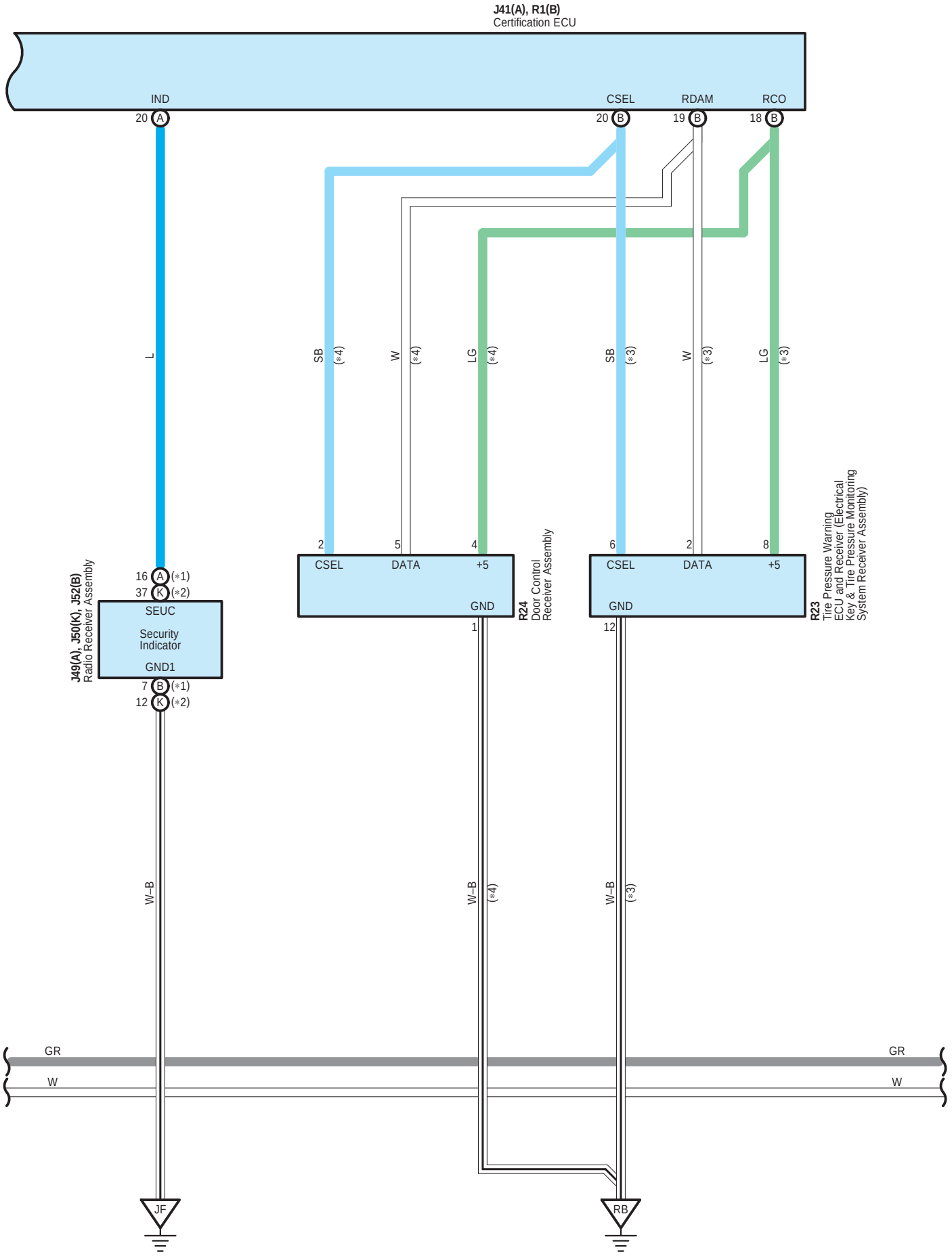
J41(A), R1(B)
Certification ECU
IND
20 A
CSEL
20 B
RDAM
19 B
RCO
18 B
L
SB
(*4)
W
(*4)
LG
(*4)
SB
(*3)
W
(*3)
LG
(*3)
2
5
4
CSEL
DATA
+5
GND
1
R24
Door Control
Receiver Assembly
6
2
8
CSEL
DATA
+5
GND
12
R23
Tire Pressure Warning
ECU and Receiver (Electrical
Key & Tire Pressure Monitoring
System Receiver Assembly)
J49(A), J50(K), J52(B)
Radio Receiver Assembly
16 A (*1)
37 K (*2)
SEUC
Security
Indicator
GND1
7 B (*1)
12 K (*2)
W–B
W–B
(*4)
W–B
(*3)
GR
W
GR
W
JF
RB

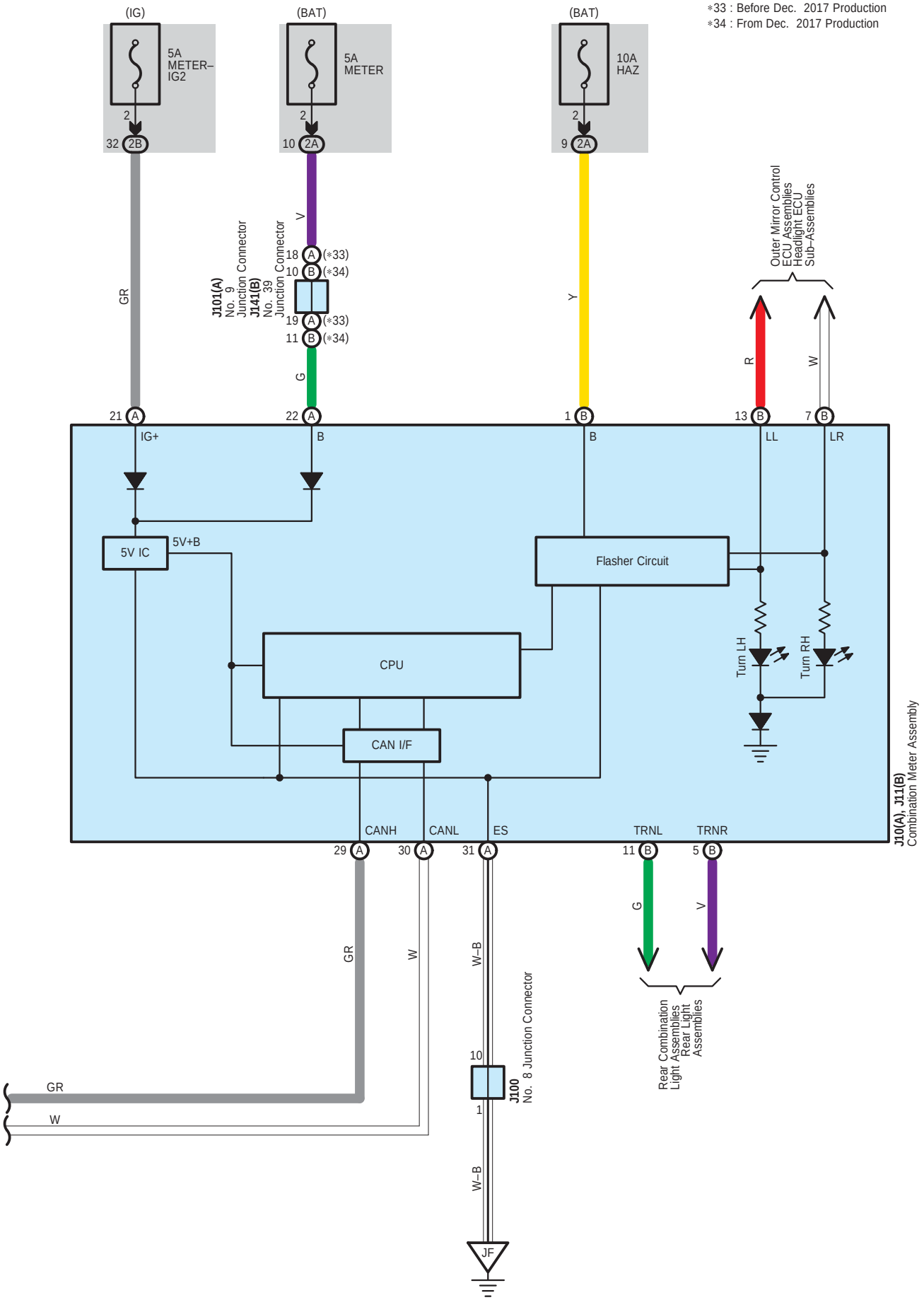
(IG)
5A
METER–
IG2
(BAT)
5A
METER
(BAT)
10A
HAZ
*33 : Before Dec. 2017 Production
*34 : From Dec. 2017 Production
32 2B
10 2A
9 2A
GR
V
Y
J101(A)
No. 9
Junction Connector
J141(B)
No. 39
Junction Connector
18 A (*33)
10 B (*34)
19 A (*33)
11 B (*34)
G
Outer Mirror Control
ECU Assemblies
Headlight ECU
Sub–Assemblies
R
W
21 A
22 A
1 B
13 B
7 B
IG+
B
B
LL
LR
5V IC
5V+B
Flasher Circuit
CPU
CAN I/F
Turn LH
Turn RH
J10(A), J11(B)
Combination Meter Assembly
CANH
CANL
ES
TRNL
TRNR
29 A
30 A
31 A
11 B
5 B
GR
W
W–B
G
V
Rear Combination
Light Assemblies
Rear Light
Assemblies
10
1
J100
No. 8 Junction Connector
GR
W
W–B
JF

A1
Black

90980-10619

A2
Black

90980-10619

A10
Black

90980-10619

A11
Black



90980-11002

J8
White

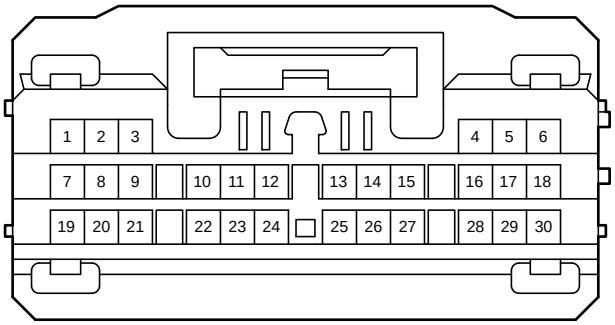

90980-12909

J9
White

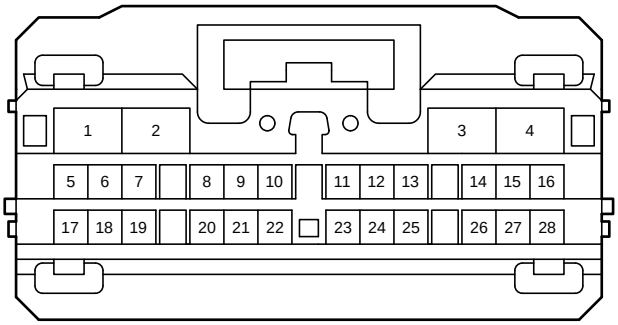

90980-12908

J10
Black

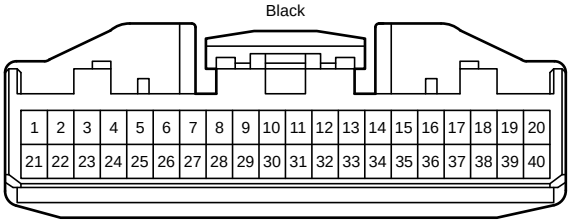

90980-12557

J11
Black

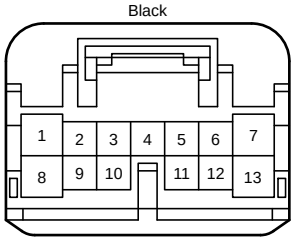

90980-12767

J19
Black

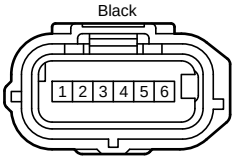

90980-12303

J41
White

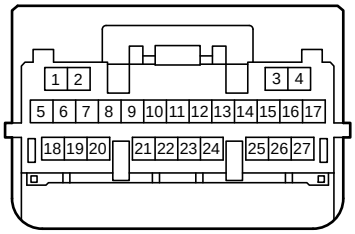

90980-12B78

J49
White

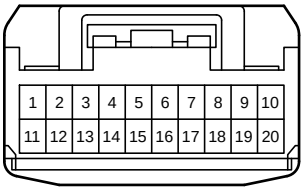

90980-12460

J50
White

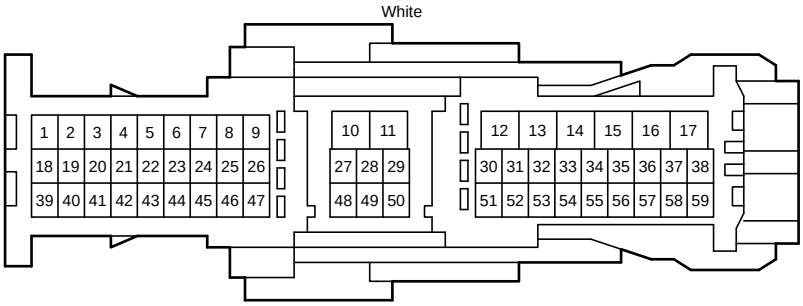

90980-12964

J52
White

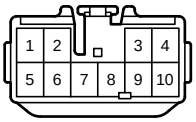

90980-10997

J97
Gray

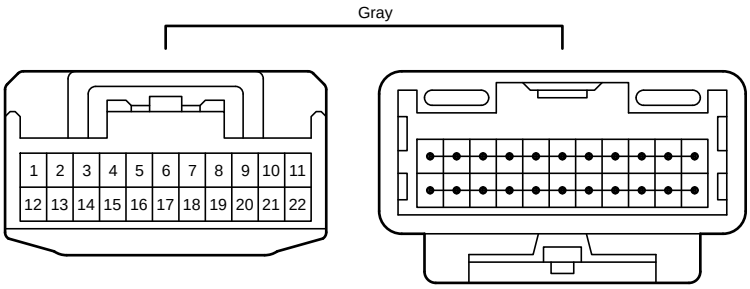

90980-12372

J100
White

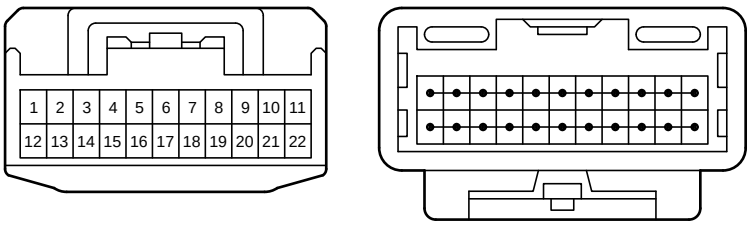

90980-12372

J101
Black

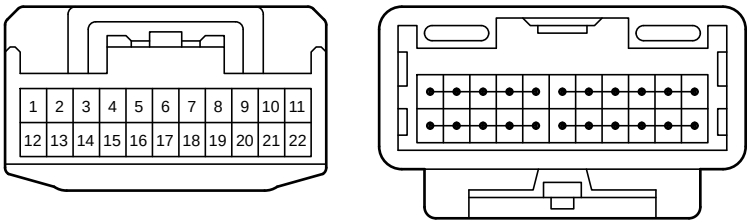

90980-12372

J110
Gray

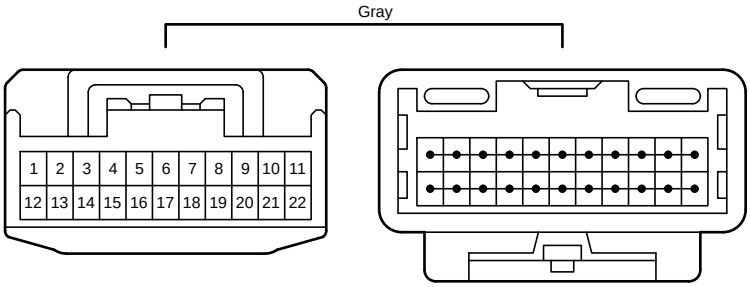

90980-12372
(Before Aug. 2016 Production)

J110
White

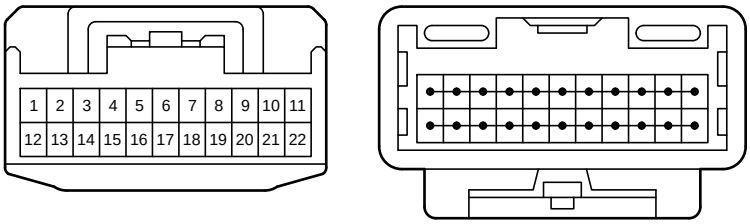

90980-12372
(From Aug. 2016 Production)

J113
Gray

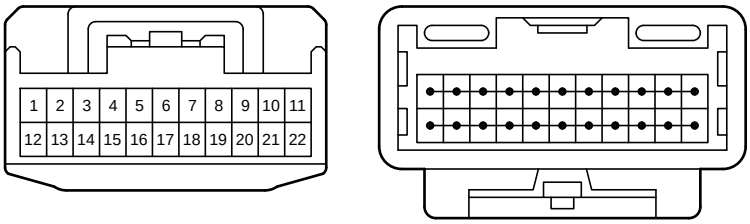

90980-12372

J141
Black

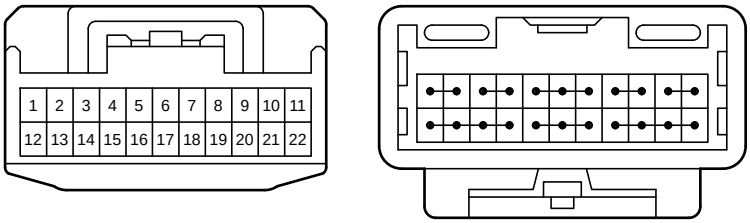

90980-12372

J142
White

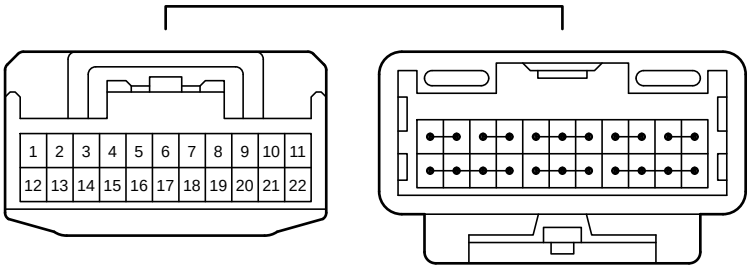

90980-12372

M6
Gray

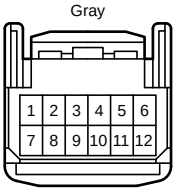

90980-12552

M8
White

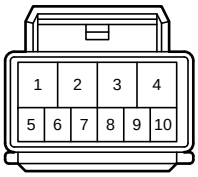

90980-12226

N7
White

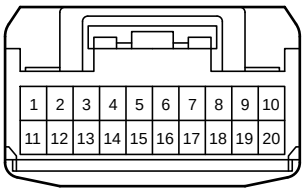

90980-12460

N8
White

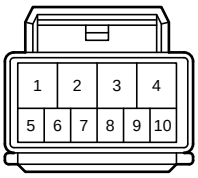

90980-12226

O3
White

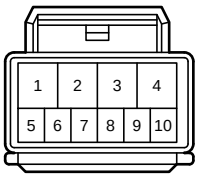

90980-12226

P3
White

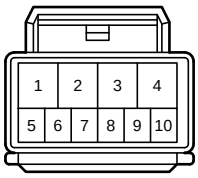

90980-12226

R1
White

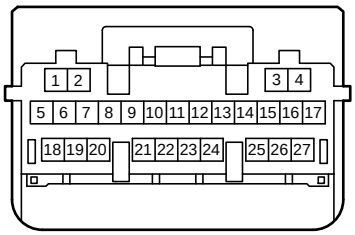

90980-12B77

R4
Black

90980-10871

R16
White

90980-10871

R23
White



90980-12552

R24
White

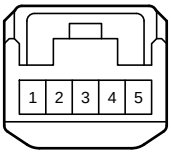

90980-12366

R28
Black

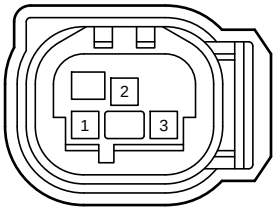

90080-98237

S3
Black

90980-10871

S16
White

90980-10871

S73
Black

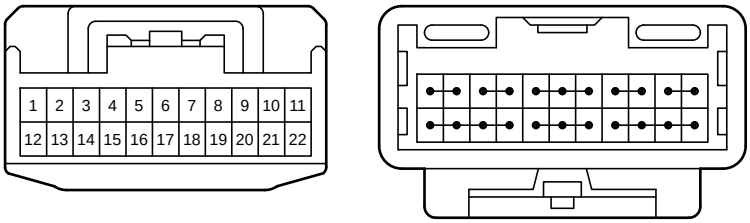

90980-12372

S74
Black

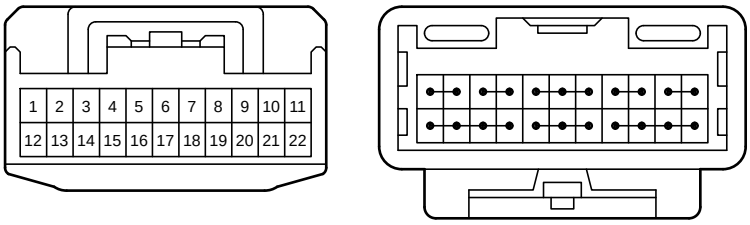

90980-12372

S80
Black

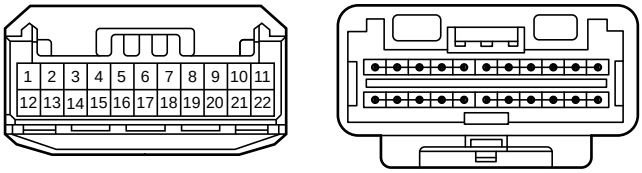

90980-12B54

S81
Black

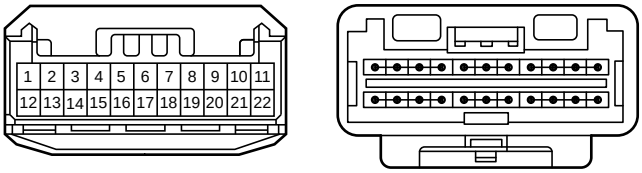

90980-12B54

U11
White

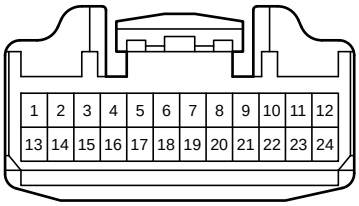

90980-12554

Z5
White

90980-10980

Z6
Black

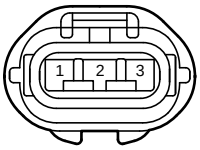

90980-11349

Z7
White

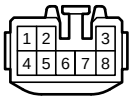

90980-10799

Z25
Black

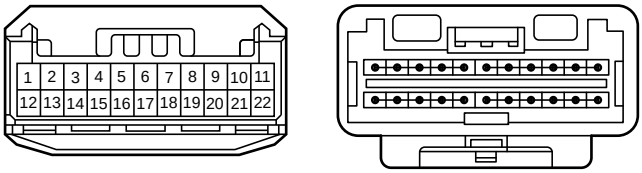

90980-12B54

Z26
White

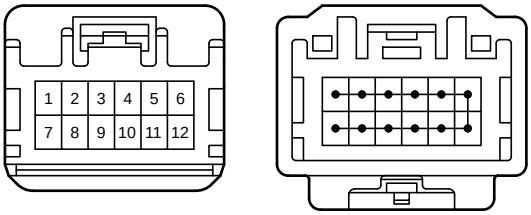

90980-12737

2A
White

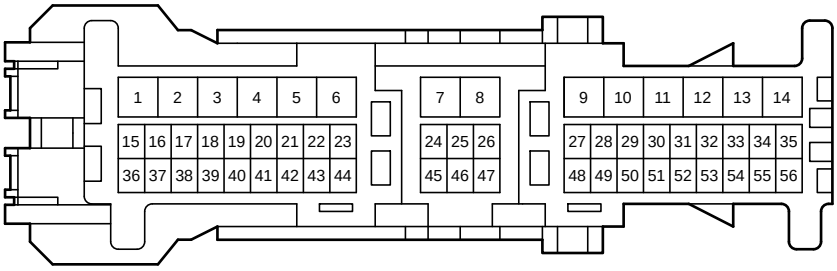

90980-12890

2B
White

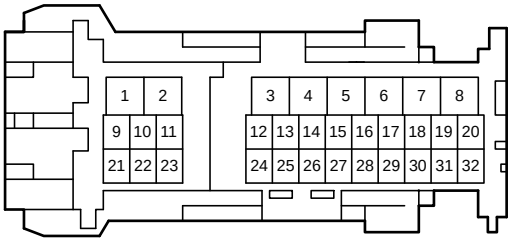

90980-12A48

2C
White

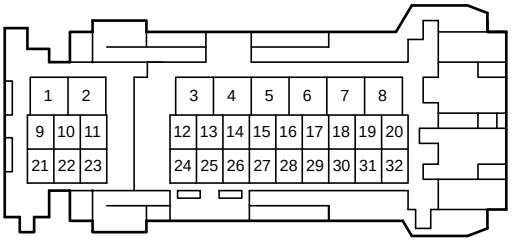

90980-12A47

2D
White

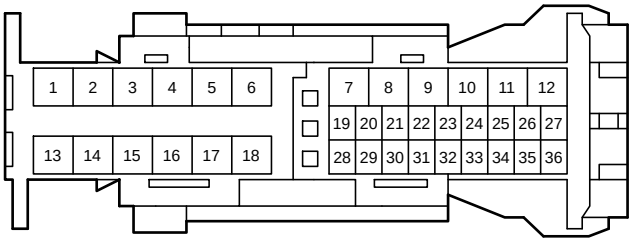

90980-12944

JA2
Gray

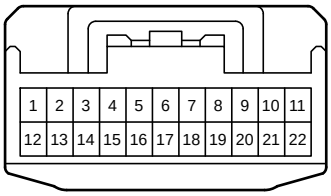

90980-12372

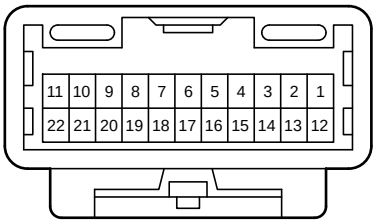

90980-12371

JR1
White

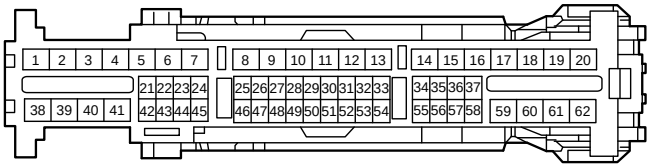

90980-12B22

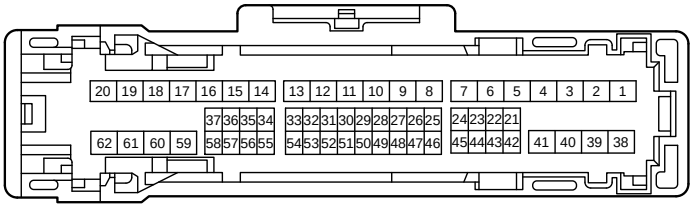

90980-12B21

JR2
White

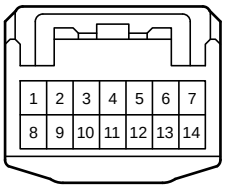

90980-12370

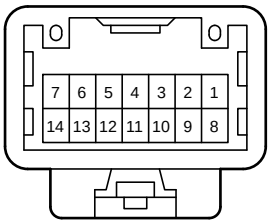

90980-12369

JS1
White

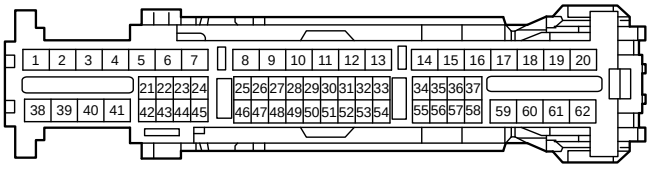

90980-12B22

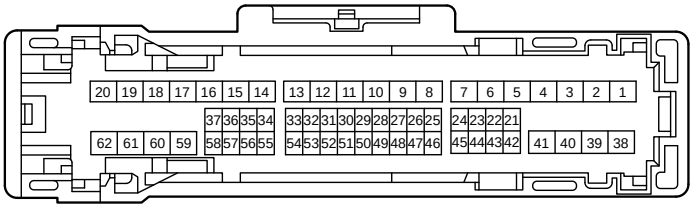

90980-12B21

JS2
Blue

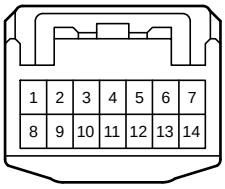

90980-12370

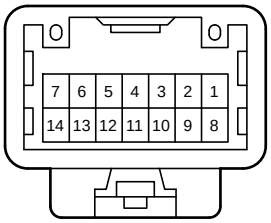

90980-12369

MR1
White

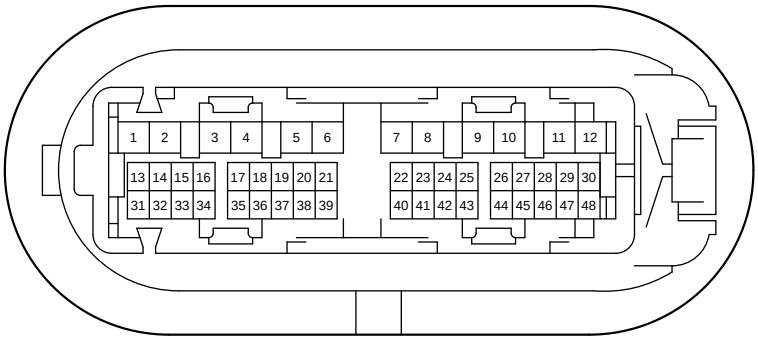

90980-12A09

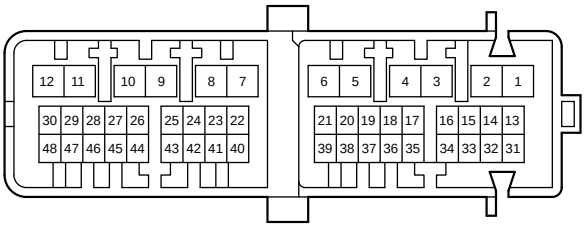

90980-12A06

NS1
White

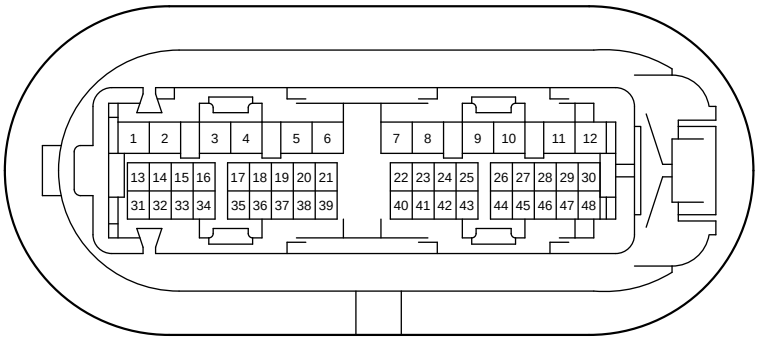

90980-12A09

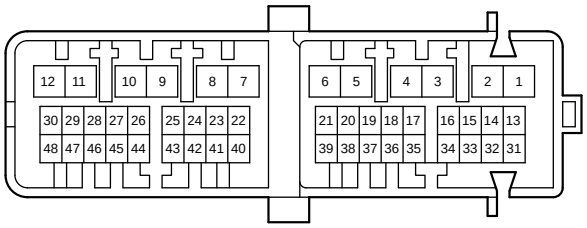

90980-12A06

OR1
White

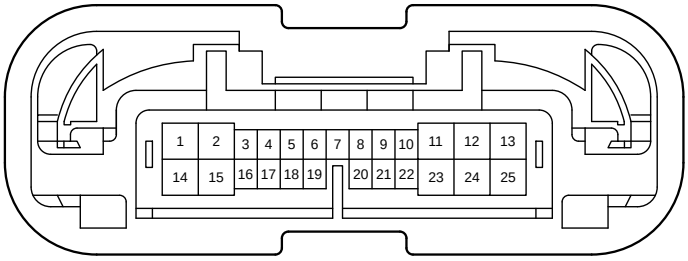

90980-12802

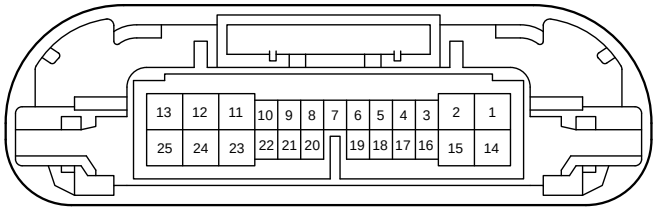

90980-12801

PS1
White

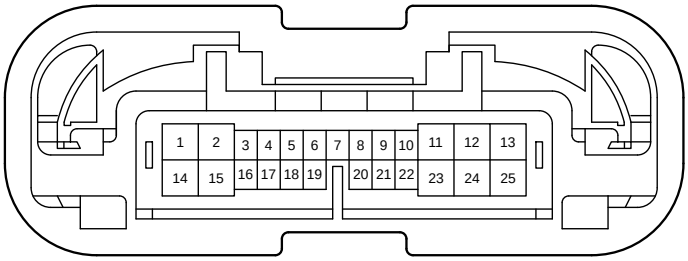

90980-12802

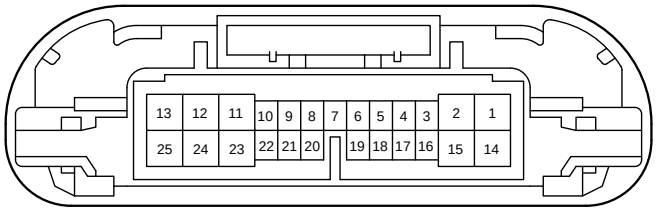

90980-12801

UJ1
White

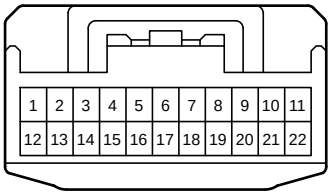

90980-12372

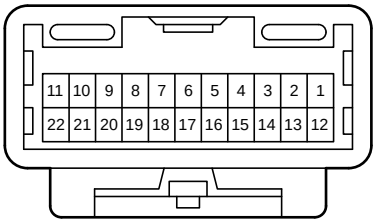

90980-12371

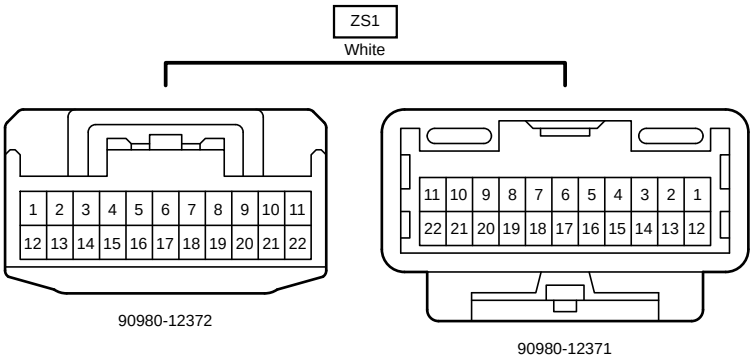

90980-12372

90980-12371