Parts Catalog

Mazda RX-7

('86-'88)





FC33**-100001~
FC351-100001~

August 1991

mazda

PICTORIAL INDEX

ROTARY ENGINE (1/2)

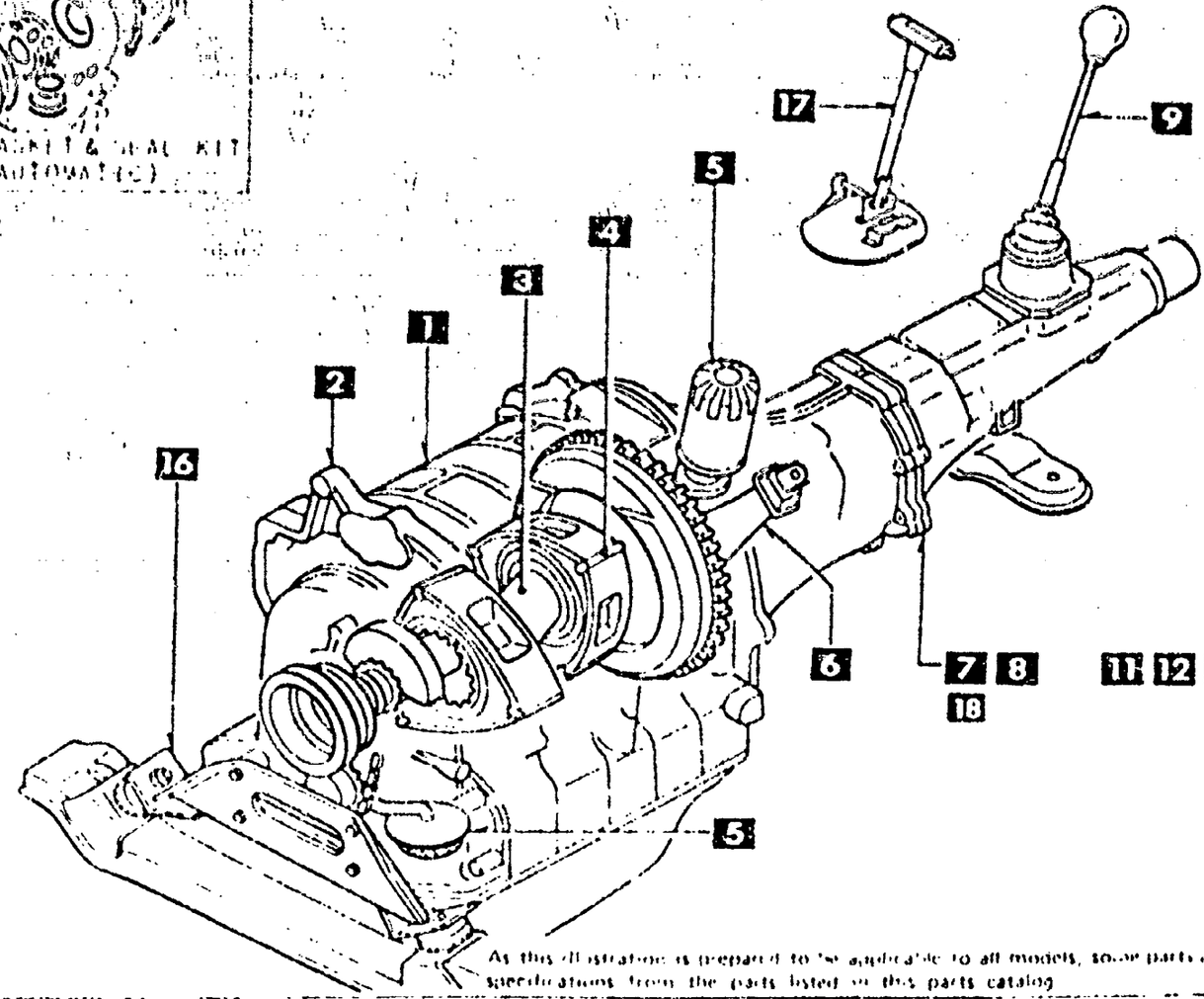

As this illustration is prepared to be applicable to all models, some parts are different in specifications from the parts listed in this parts catalog.

1000

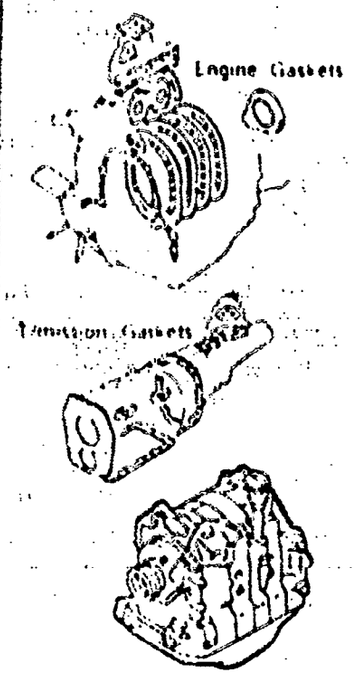

SHORT ENGINE & GASKET SETS

17 4600

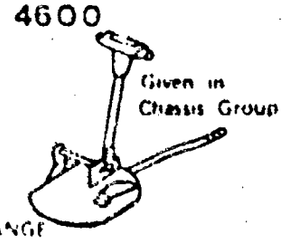

CHANGE CONTROLS (MANUAL)

16 3900

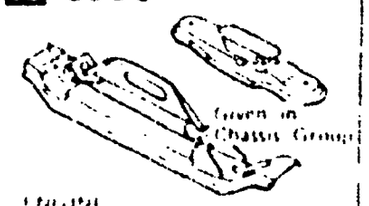

ENGINE & T/MISSION MOUNTINGS

15 1950



MANUAL LINKAGE (AUTOMATIC T/MISSION)

14 1940

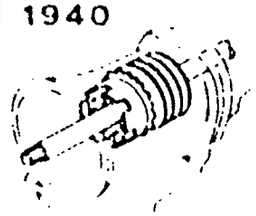

LOW, REVERSE & GOVERNOR (AUTOMATIC T/MISSION)

13 1930

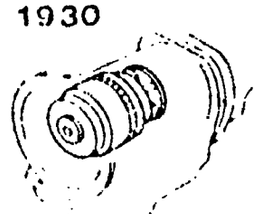

CLUTCH & PLANETARY GEARS (AUTOMATIC T/MISSION)

12 1920

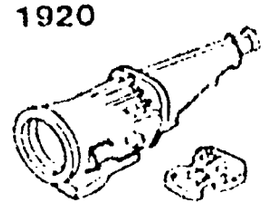

CASE & MAIN CONTROLS (AUTOMATIC T/MISSION)

11 1910



CONVERTER OIL PUMP & PIPING (AUTOMATIC T/MISSION)

10

1 1030

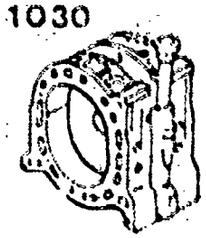

ROTOR HOUSING

2 1040



OIL PAN & FRONT & REAR HOUSINGS

3 1100

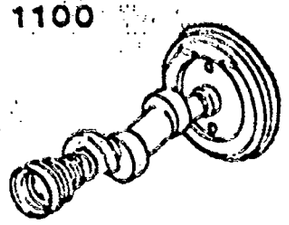

ECCENTRIC SHAFT & FLYWHEEL

4 1110

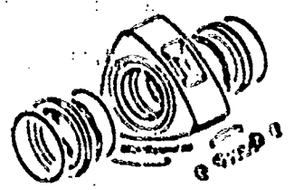

ROTOR & RELATED

5 1400

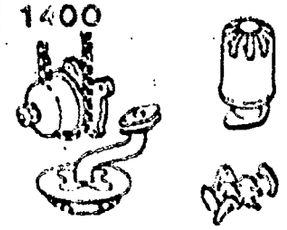

OIL PUMP & FILTER

18 1960



GASKET & SEAL KIT (AUTOMATIC)

6 1600

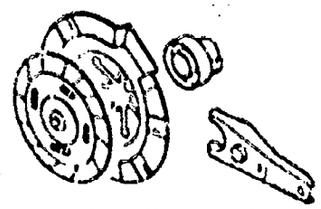

CLUTCH (MANUAL)

7 1700

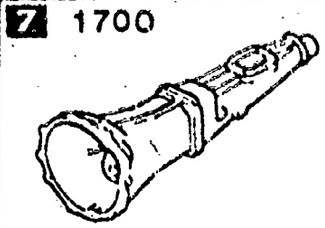

T/MISSION CASE (MANUAL)

8 1710

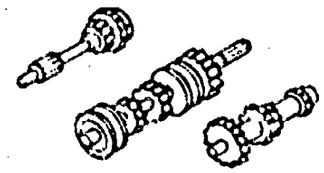

T/MISSION GEARS (MANUAL)

9 1720



CHANGE CONTROLS (MANUAL)

PICTORIAL INDEX

ROTARY ENGINE (2/2)

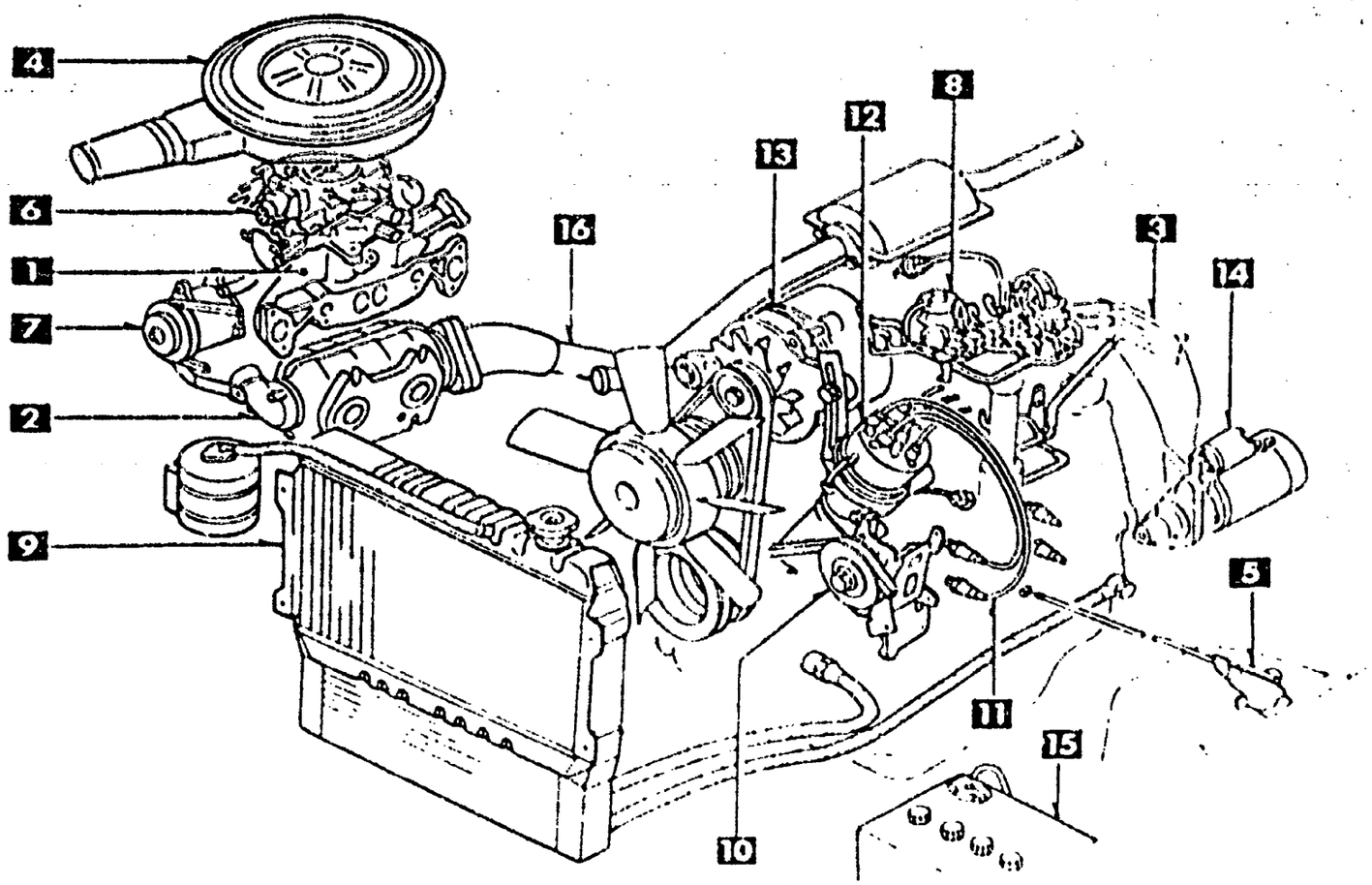

As this illustration is prepared to be applicable to all models, some parts are different in specifications from the parts listed in this parts catalog.

1 1300

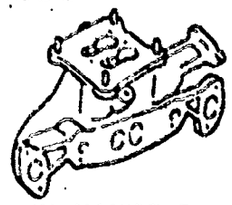

IN. MANIFOLD

2 1310



THERMAL REACTOR

3 1320

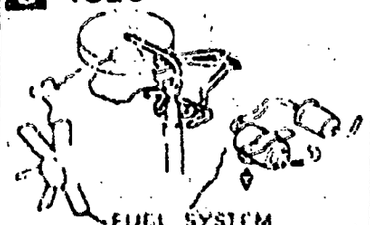

FUEL SYSTEM

4 1330

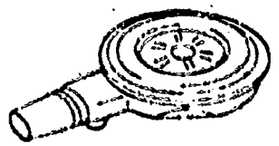

AIR CLEANER

5 1350



STARTING ASSIST SYSTEM

6 1364



THROTTLE BODY

7 1371



EMISSION CONTROLS (AIR PUMP & CONTROL VALVE)

8 1380



EMISSION CONTROLS (EX. SIDE)

9 1500

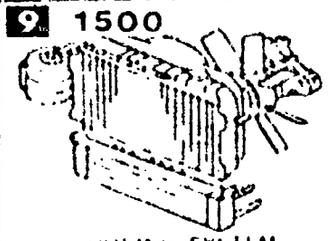

COOLING SYSTEM

10 1580



CRANKSHAFT BRACKET PULLEY & BELT (AIR CONDITIONER)

11 1800



ELECTRICAL SYSTEM (ENGINE)

12 1820



DISTRIBUTOR

13 1830



ALTERNATOR

14 1840

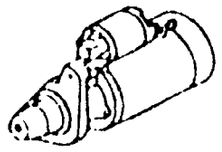

STARTER

15 1850



BATTERY

16 4000

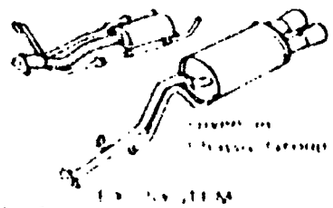

EXHAUST SYSTEM

PICTORIAL INDEX

CHASSIS (1/2)

1 2500

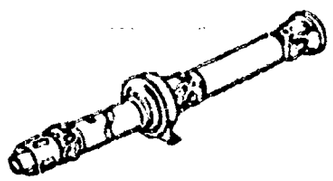

PROPELLER SHAFT

2 2550



REAR DRIVE SHAFTS

2600



REAR AXLE

3 2610



REAR BRAKE MECHANISMS

4 2710

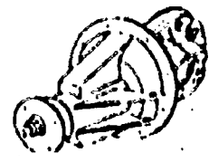

DIFFERENTIAL (REAR)

5 2800
2810

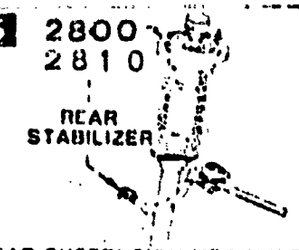

REAR SUSPENSION MECHANISMS

16 4600

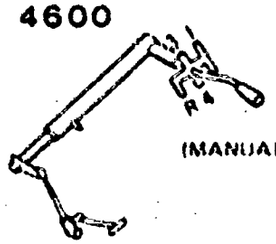

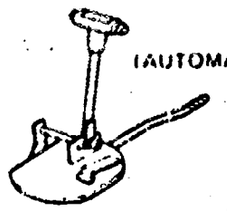

CHANGE CONTROLS

17 1720

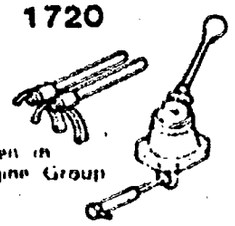

CHANGE CONTROLS (MANUAL)

2830



REAR LOWER ARMS & SUB FRAME

6 3200



STEERING WHEEL

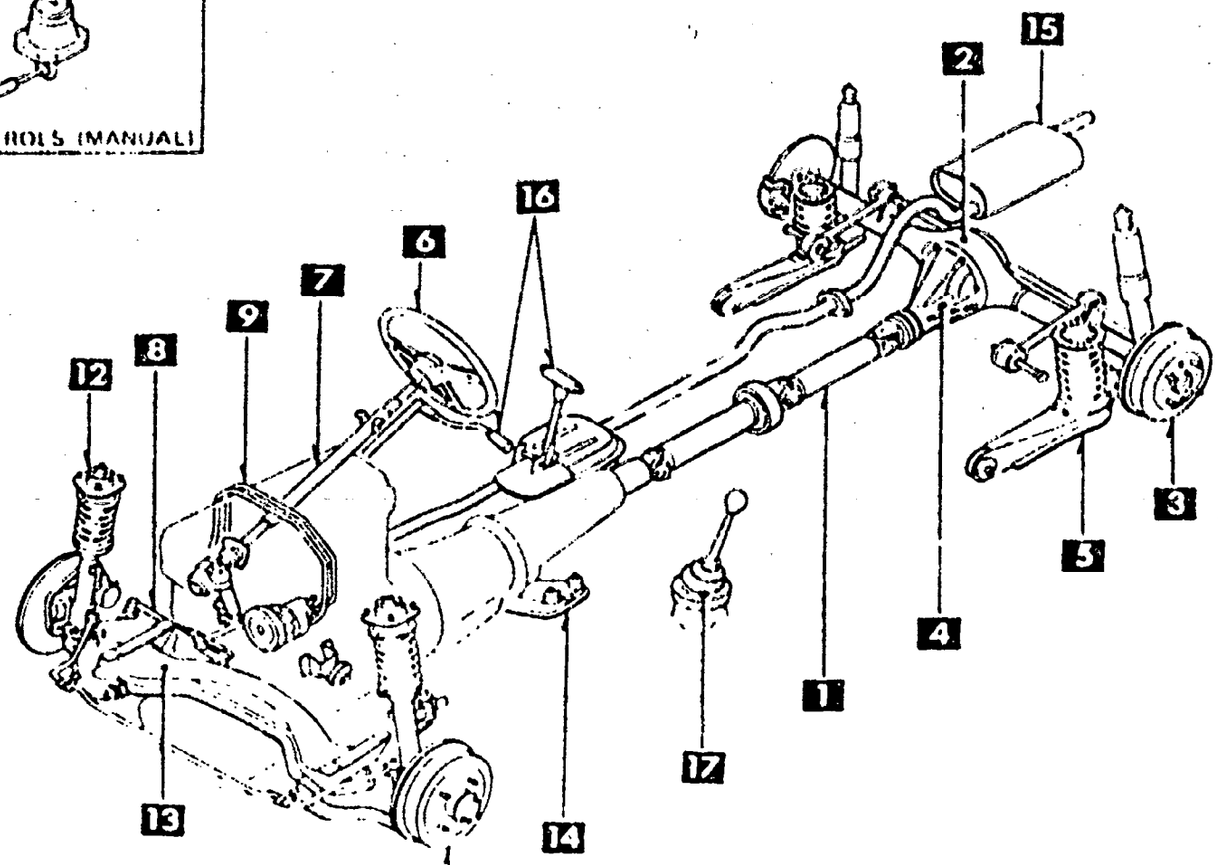

As this illustration is prepared to be applicable to all models, some parts are different in specifications from the parts listed in this parts catalog.

15 4000

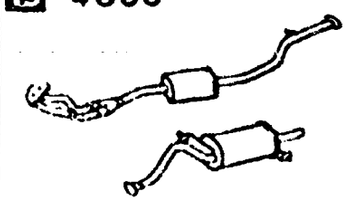

EX SYSTEM

7 3210



STEERING GEAR & COLUMN

14 3900



ENGINE
& TRANSMISSION MOUNTINGS

8 3220 3230

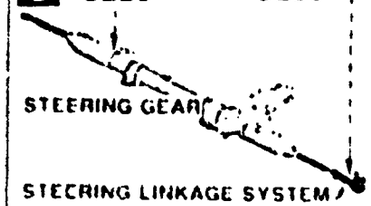

13 3410

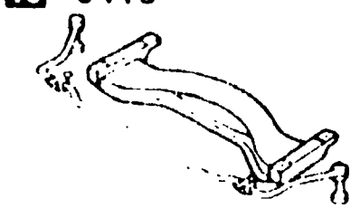

CROSSMEMBER & STABILIZER

12 3400



FRONT SUSPENSION

11 3300



FRONT AXLE & BRAKES

10

9 3240



POWER STEERING SYSTEM

PICTORIAL INDEX

1 3700

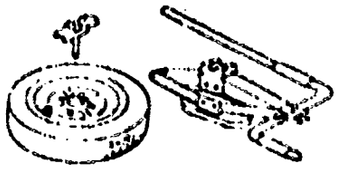

TIRE & JACK

2 4140



CLUTCH RELEASE & MASTER CYLINDERS

3 4160



ACCELERATOR CONTROLS

4 4200



FUEL TANK

5 4300

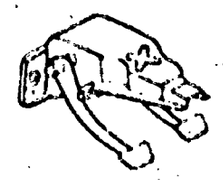

CLUTCH & BRAKE

6

CHASSIS (2/2)

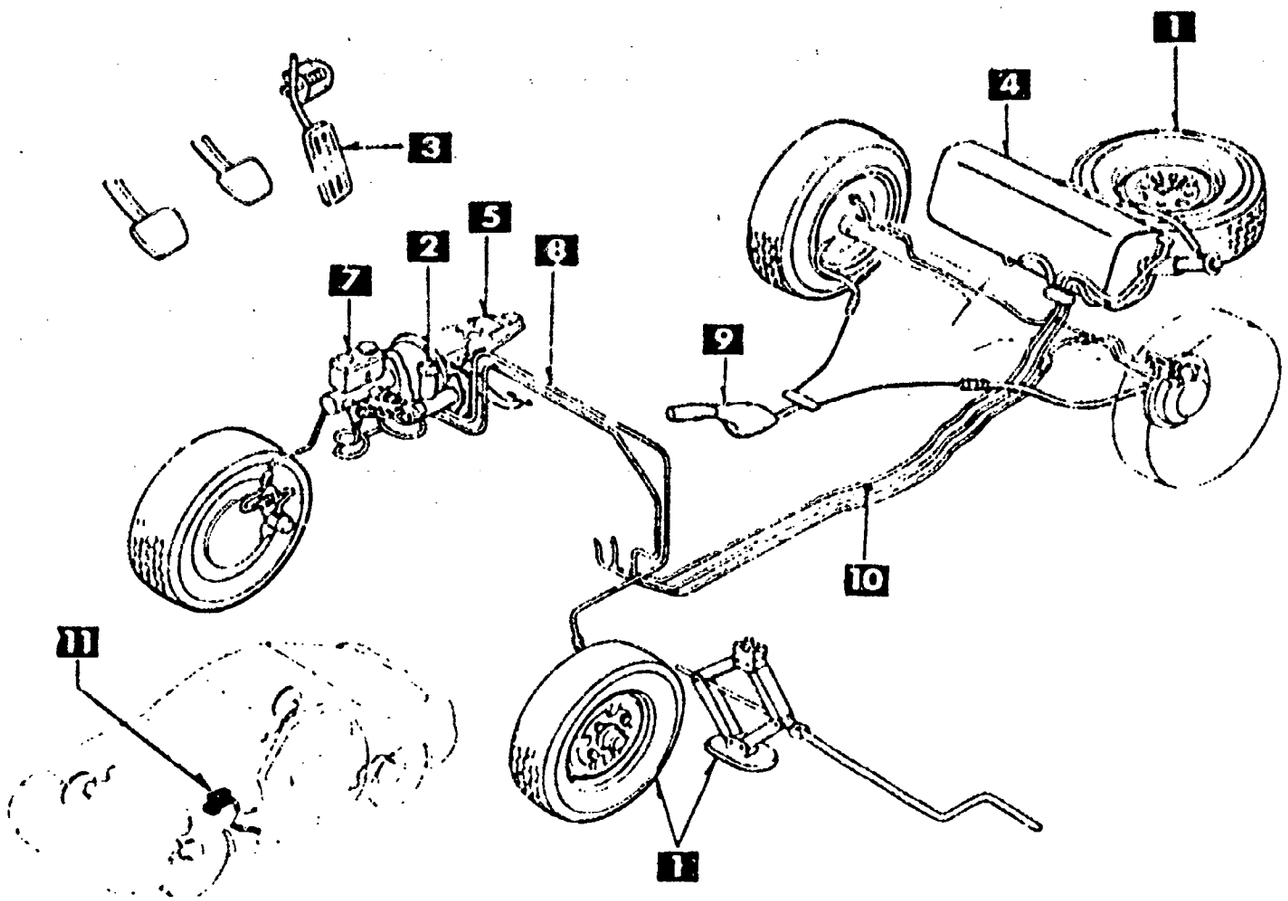

As this illustration is prepared to be applicable to all models, some parts are different in specifications from the parts listed in this parts catalog.

7 4340



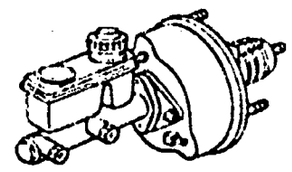

TANDEM MASTER CYL. & VACUUM POWER ASSIST SYSTEM

8 4360

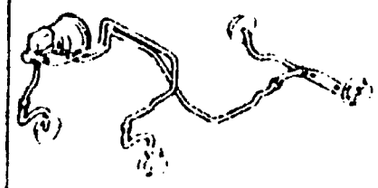

BRAKE PIPING

11 4370



ANTILOCK BRAKE SYSTEM

10 4500



FUEL & EVAPORATION PIPING

9 4400



PARKING BRAKE SYSTEM

PICTORIAL INDEX

1 0900



KEY SETS

2 5020



HEAD LAMP CLEANER

3 5100



HEAD LAMPS

4 5103

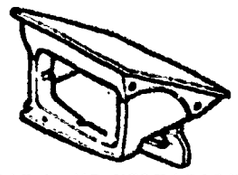

HEAD LAMP RETRACTORS

5 5105



FRONT COMBINATION LAMPS

6 5110



REAR COMBINATION LAMPS

19 6704



WIRING HARNESS CLAMPS

20 6720

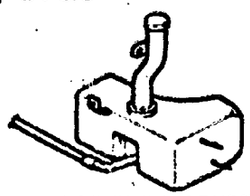

WINDSHIELD WASHER

21 6730

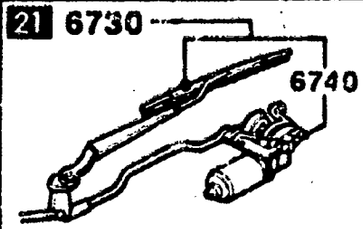

WINDSHIELD WIPERS

22 675C

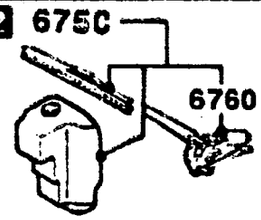

WINDOW WIPER & WASHER (REAR)

7 5120

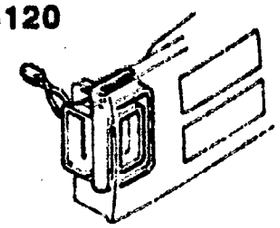

LICENSE LAMPS

18 6703



WIRING HARNESSES (DOOR, FLOOR/CEILING)

BODY (1/4)

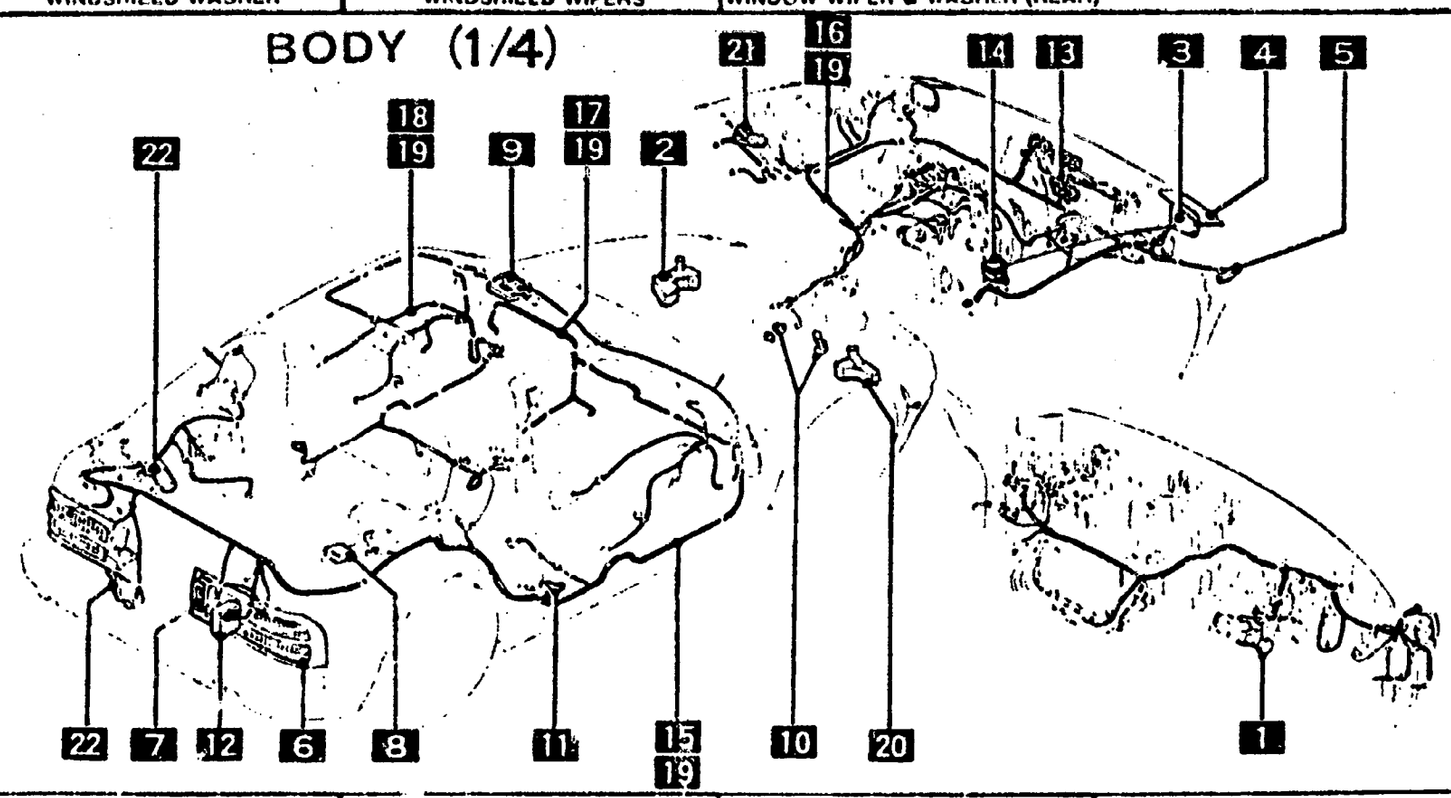

8 5125



INTERIOR LAMPS

17 6702

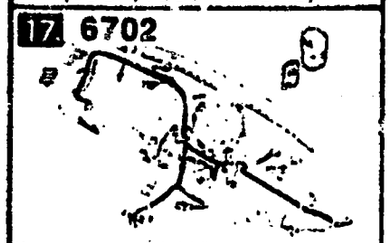

WIRING HARNESSES (DASHBOARD)

9 5130



OVERHEAD CONSOLE

16 6701



WIRING HARNESSES (ENGINE & T/MISSION)

10 6600



SWITCHES & RELAYS (ENGINE)

15 6700



WIRING HARNESSES (FRONT & REAR)

14 6640

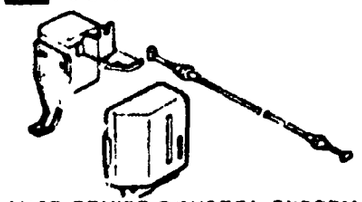

AUTO CRUISE CONTROL SYSTEM

13 6635

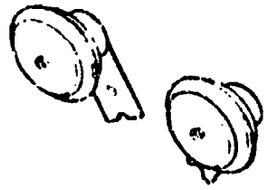

HORNS

12 6630

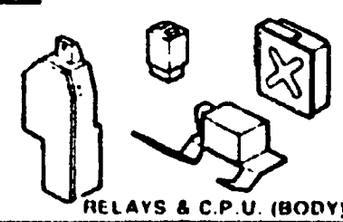

RELAYS & C.P.U. (BODY)

11 6620



DOOR, PARKING LAMP & KICKDOWN SWITCHES

As this illustration is primarily to be applicable to all models, some parts are different in specifications from the parts listed in this parts Catalog.

PICTORIAL INDEX

1 5000



FRONT BUMPER

2 5005



RADIATOR GRILLE

3 5010



REAR BUMPER

4 5030



WINDOW MOULDINGS

5 5040



BODY MOULDINGS

6 5060

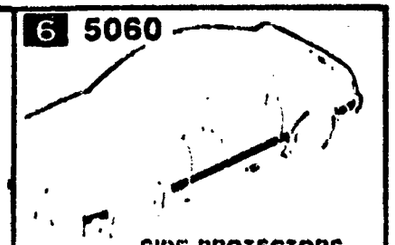

SIDE PROTECTORS

20 5840

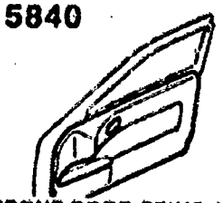

FRONT DOOR TRIMS & RELATED PARTS

21 6200 6230

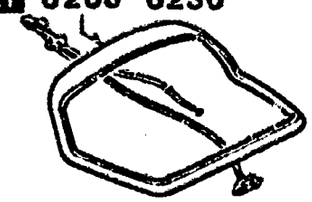

LIFT GATE MECHANISMS

22 6300



WINDOW GLASSES

23 6330

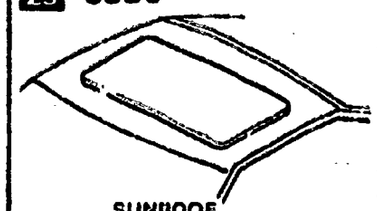

SUNROOF

24 7800



SPOILERS & RELATED PARTS

7 5170

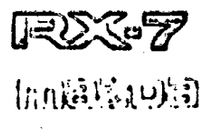

ORNAMENTS

19 5830



FRONT DOOR MECHANISMS

BODY (2/4)



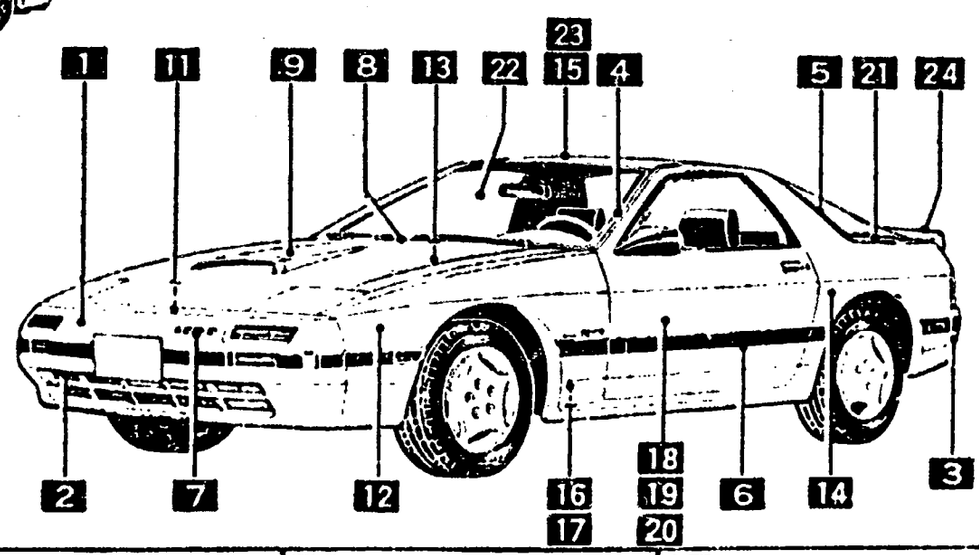

8 5180



COWL & EXTRACTOR GRILLES

18 5800



FRONT DOORS

9 5230

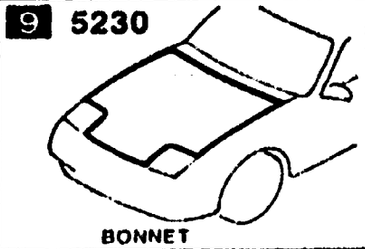

BONNET

17 5390

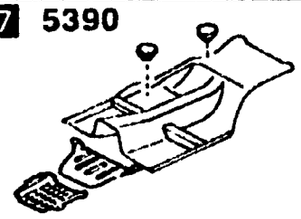

FLOOR ATTACHMENTS

10 5260



TRUNK LID

16 5370

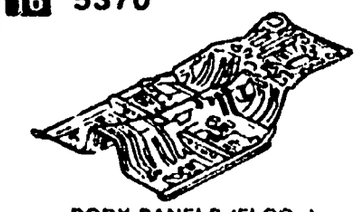

BODY PANELS (FLOOR)

15 5360

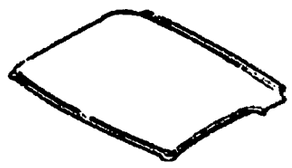

BODY PANELS (ROOF)

14 5340

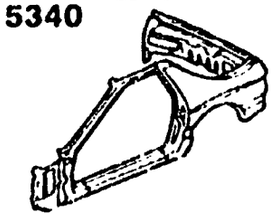

BODY PANELS (SIDE)

13 5330



BODY PANELS (DASH & COWL PANEL)

12 5320



BODY PANELS (FENDER & WHEEL APRON)

11 5310

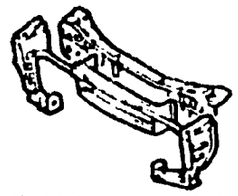

BODY PANELS (FRONT)

As this illustration is prepared to be applicable to all models some parts are different in specifications from the parts listed in this parts Catalog

PICTORIAL INDEX

1 5500

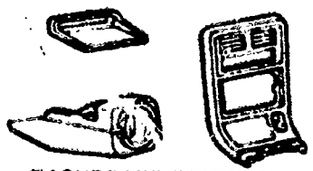

DASHBOARD EQUIPMENTS

2 5520

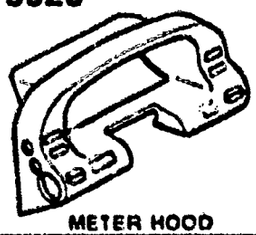

METER HOOD

3 5530



SPEEDOMETER CABLE

4 5540



METERS

5 5560

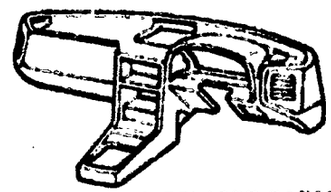

DASHBOARD & RELATED PARTS

6 5570

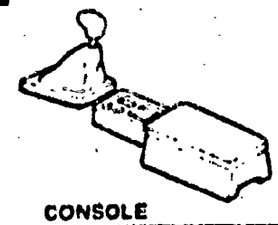

CONSOLE

BODY (3/4)

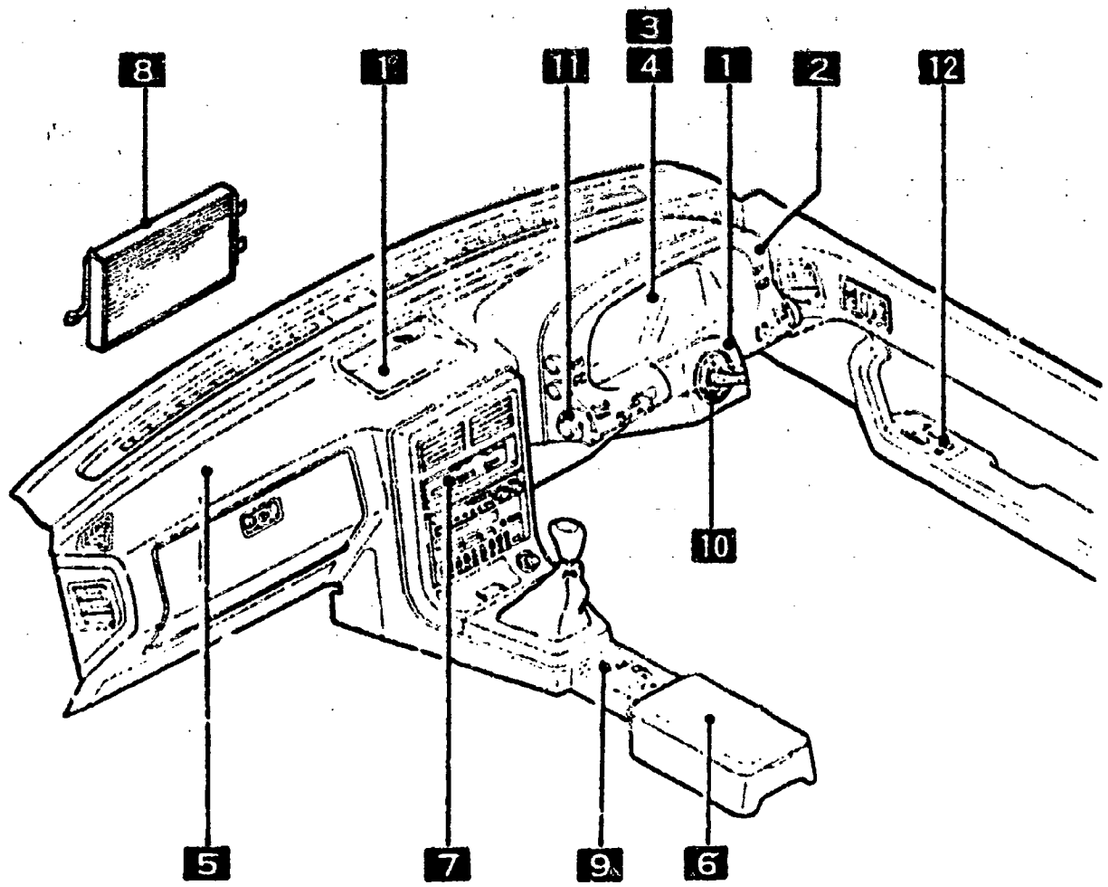

7 6100

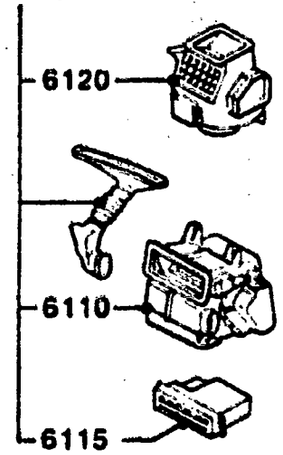

HEATER

8 6130

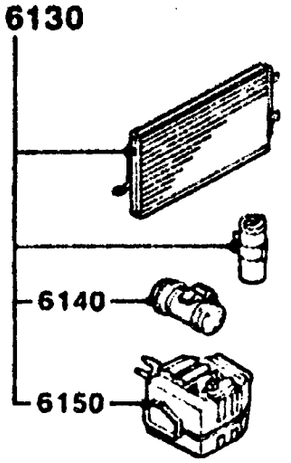

AIR CONDITIONER

12 6615



POWER WINDOW SWITCHES

11 6612

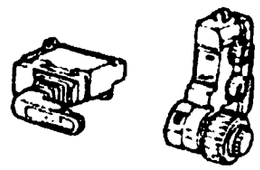

CLUSTER SWITCH

10 6611

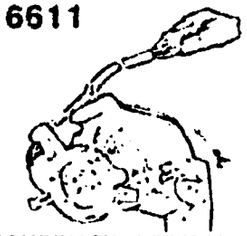

COMBINATION SWITCH

9 6610

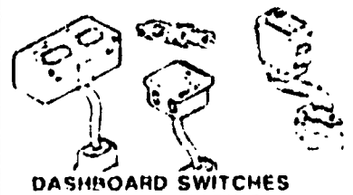

DASHBOARD SWITCHES (MANUAL OPERATING)

* This illustration is prepared to be applicable to all models, some parts are different
** Specifications from the parts listed in this parts Catalog

PICTORIAL INDEX

1 5580

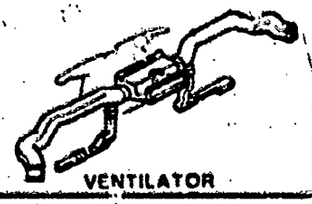

VENTILATOR

2 5700



FRONT SEATS

3 5750



REAR SEATS

4 5790

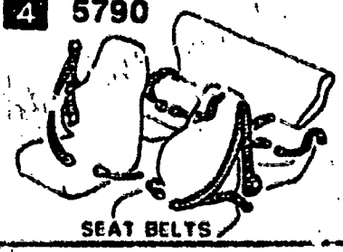

SEAT BELTS

5 6680



AUDIO SYSTEMS (RADIO & TAPE DECK)

6 6682



AUDIO SYSTEMS (ANTENNA & SPEAKER)

BODY (4/4)

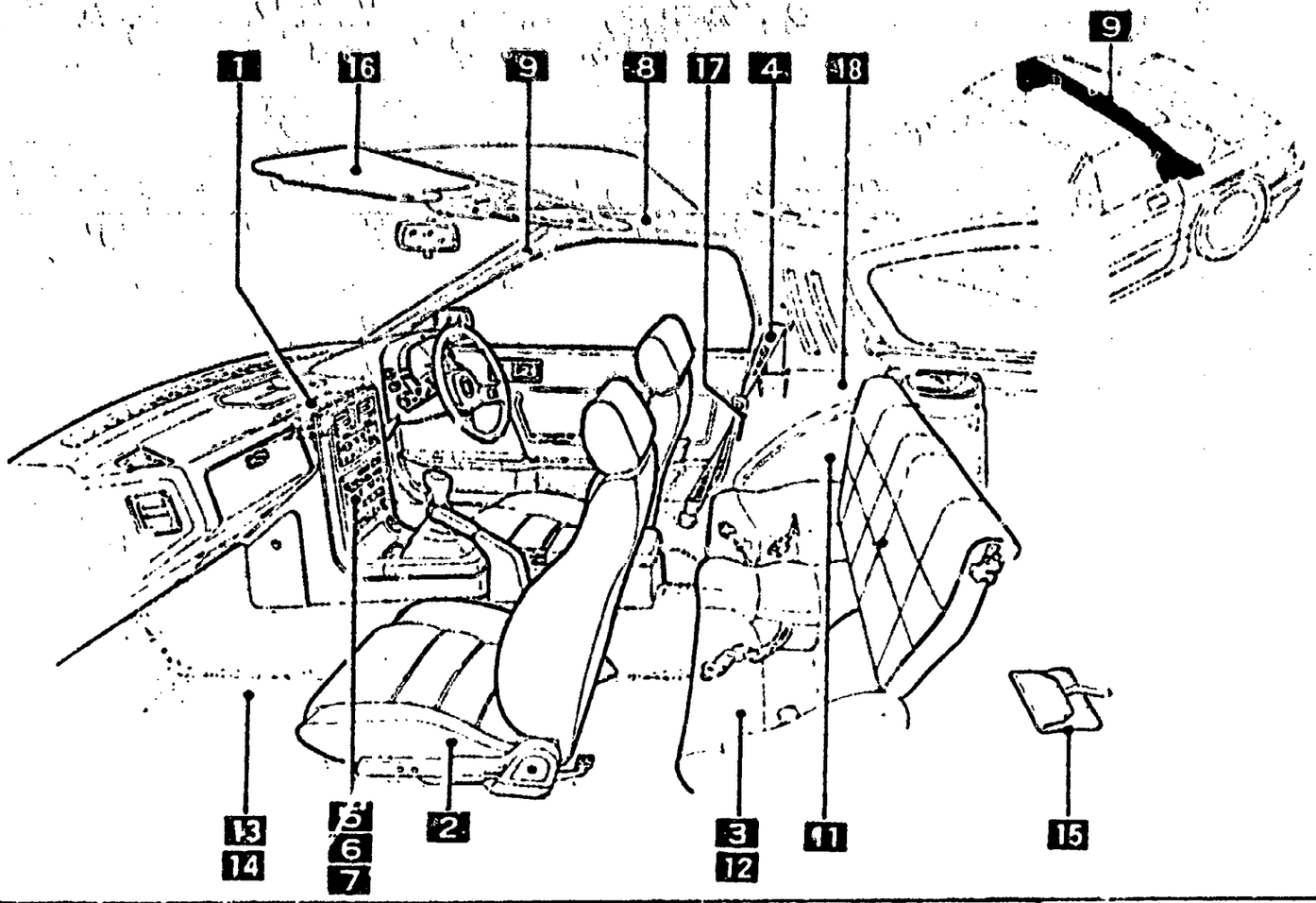

7 6684



AUDIO SYSTEMS (NOISE SUPPRESSOR & EARTH CORD)

8 6800



CEILING TRIMS

18 7250

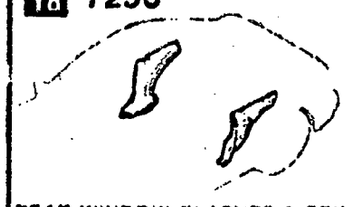

REAR WINDOW GLASSES & TRIMS

9 6820



PILLAR TRIMS

17 6930



CAUTION PLATES & LABELS

10 6810

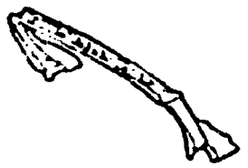

ROLLBAR

16 6900

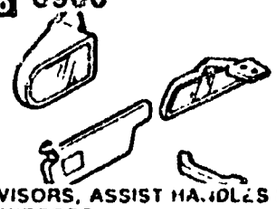

VISORS, ASSIST HANDLES & MIRRORS

15 6870



SERVICE TOOLS

14 6865

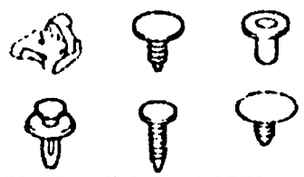

TRIM CLIPS & FASTENERS

13 6860

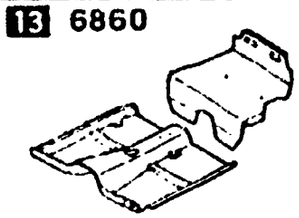

FLOOR MATS & PADS

12 6845

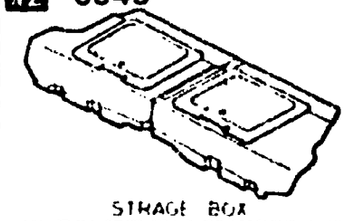

STRAGE BOX

11 6840



TRIMS & SCUFF PLATES

As this illustration is prepared for the application to all models, some parts are different in specifications from the parts listed in this parts Catalog.

MODEL IDENTIFICATION

MDL NO.	ENG*		T/M		BODY		ROOF		SUSP		DIFF		BRK		SUSP		SEAT		PERIOD		YEAR			TRIM LEVEL								VIN (CHASSIS #)	COMPLETE ASSEMBLY UNIT PART NUMBER		
	W/O TURBO	W/ TURBO	5 SPEED	AUTO	COUPE	CONV	NORM ROOF	SUNROOF	W/O AAS	W/ AAS	NORM	LIM SLIP	W/O ABS	W/ ABS	NORM	HARD	2 SEATER	2+2	FROM	TO	1986	1987	1988	BASE	LX PKG	SE	SPORT	GTU	GXL	TURBO	CONV	10TH ANNIED		ENGINE	T/MISSION	CABIN
FB01	X		X		X		X		X		X		X		X		X		8/85	12/88	X	X	X	X		X							FC33*-100001-	N326-02-000	M582-03-000	FB01-07-000
FB02	X			X	X		X		X		X		X		X		X		8/85	12/88	X	X	X	X		X							FC33*-100001-	N327-02-000	BU17-19-090F	FB02-07-000
FB03	X		X		X			X	X		X		X		X		X		8/85	12/88	X	X	X		X	X							FC33*-100001-	N326-02-000	M582-03-000	FB03-07-000
FB04	X			X	X			X	X		X		X		X		X		8/85	12/88	X	X	X		X	X							FC33*-100001-	N327-02-000	BU17-19-090F	FB04-07-000
FB07	X		X		X			X		X		X	X			X	X		8/85	12/88	X	X	X					X					FC33*-100001-	N326-02-000	M582-03-000	FB07-07-000
FB08	X			X	X			X		X		X	X			X	X		8/85	12/88	X	X	X					X					FC33*-100001-	N327-02-000	BU17-19-090F	FB08-07-000
FB11	X		X		X			X		X		X	X			X		X	8/85	12/88	X	X	X					X					FC33*-100001-	N326-02-000	M582-03-000	FB07-07-000
FB12	X			X	X			X		X		X	X			X		X	8/85	12/88	X	X	X					X					FC33*-100001-	N327-02-000	BU17-19-090F	FB08-07-000
FB39	X		X		X		X		X		X		X		X			X	8/85	12/88	X	X	X	X		X							FC33*-100001-	N326-02-000	M582-03-000	FB01-07-000
FB40	X			X	X		X		X		X		X		X			X	8/85	12/88	X	X	X	X		X							FC33*-100001-	N327-02-000	BU17-19-090F	FB02-07-000
FB41	X		X		X			X	X		X		X		X			X	8/85	12/88	X	X	X		X	X							FC33*-100001-	N326-02-000	M582-03-000	FB03-07-000
FB42	X			X	X			X	X		X		X		X			X	8/85	12/88	X	X	X		X	X							FC33*-100001-	N327-02-000	BU17-19-090F	FB04-07-000
FB43	X		X		X		X		X		X		X			X	X		8/85	12/88	X	X	X				X	X					FC33*-100001-	N326-02-000	M582-03-000	FB01-07-000
FB47		X	X		X			X	X			X	X			X	X		2/86	12/88		X	X						X				FC33*-500001-	N332-02-000	R526-03-000	FB46-07-000
FB69	X		X		X			X	X		X		X			X	X		11/85	12/88	X	X	X				X	X					FC33*-100001-	N326-02-000	M582-03-000	FB03-07-000
FB55	X		X		X			X		X		X		X		X	X		6/86	12/88		X	X						X				FC33*-500001-	N326-02-000	M582-03-000	FB55-07-000
FB56	X			X	X			X		X		X		X		X	X		6/86	12/88		X	X						X				FC33*-500001-	N327-02-000	BU17-19-090F	FB56-07-000
FB57	X		X		X			X		X		X		X		X		X	6/86	12/88		X	X						X				FC33*-500001-	N326-02-000	M582-03-000	FB55-07-000

* 13B ENGINE.

MODEL IDENTIFICATION

MODEL NO.	ENG*		T/M		BODY		ROOF		SUSP		DIFF		BRK		SUSP		SEAT		PERIOD		YEAR			TRIM LEVEL								VIN (CHASSIS #)	COMPLETE ASSEMBLY UNIT PART NUMBER		
	W/O TURBO	W/ TURBO	5 SPEED	AUTO	COUPE	CONV	NORM ROOF	SUNROOF	W/O AAS	W/ AAS	NORM	LIM SLIP	W/O ABS	W/ ABS	NORM	HARD	2 SEATER	2+2	FROM	TO	1986	1987	1988	BASE	LX PKG	SE	SPORT	GTU	GXL	TURBO	CONV	10TH ANNED		ENGINE	T/MISSION	CABIN
FB58	X			X	X			X		X		X		X		X		X	6/86	12/88		X	X					X				FC33*-500001-	N327-02-000	BU17-19-090F	FB58-07-000
FB61		X	X		X			X	X			X		X		X	X		6/86	12/88		X	X						X			FC33*-500001-	N332-02-000	R526-03-000	FB61-07-000
FB77	X		X		X		X		X			X	X			X	X		7/87	12/88			X				X	X				FC33*-600001-	N326-02-000	M582-03-000	FB01-07-000
FB78	X		X		X			X	X		X		X		X		X		7/87	12/88			X				X	X				FC33*-600001-	N326-02-000	M582-03-000	FB03-07-000
FB68	X		X			X			X		X		X		X		X		7/87	12/88			X							X		FC351-100001-	N338-02-000	M50N-03-000	FB67-07-000
FB79		X	X					X	X			X	X			X	X		2/88	12/88			X								X	FC33*-500001-	N332-02-000	R526-03-000	FB79-07-000

* 13B ENGINE.

MODEL IDENTIFICATION

COUPE



CONVERTIBLE



COMBINATION LIST OF BODY PAINTS AND INTERIOR COLORS

BODY PAINT		INTERIOR COLOR CODE						
NAME	CODE	COUPE				CONV.		EFFECTIVE DATE
ARCTIC SILVER METALLIC	J5		FD5	FD6		FD5	FD6	
TORONADE SILVER METALLIC	K8	FD2	FD5					
BRILLIANT BLACK	PZ	FD2	FD5			FD5		860402-
SUNRISE RED	RH	FD2	FD5			FD5		
CRYSTAL WHITE	UC				FD7			880215-
NOBLE WHITE	WY			FD6			FD6	
SATIN GOLD METALLIC	1A	FD2						
CLARET MICA	2H		FD5					870701-
SAPPHIRE BLUE METALLIC	5A		FD5	FD6			FD6	
PURE RED	NP		FD5					860402-
DOVER WHITE	WU	FD2	FD5	FD6				860402-
ROYAL MAROON METALLIC	3A	FD2	FD5					861225-

INTERIOR COLOR CODES

FD2 = RED
FD5 = GRAY
FD6 = BLUE
FD7 = BLACK

VIN BREAKDOWN

860402 FC33* -140427
861225 FC33* -528438
870701 FC33* -600001

VEHICLE IDENTIFICATION SYSTEM FOR RX-7

SERIES (1986～1988)

VIN (= Vehicle Identification Number) for RX-7 series (1986～1988 Year Model) consists of WMI (= World Manufacturer Identifier), VDS (= Vehicle Description Section) and VIS (= Vehicle Identification Section) VDS consisting of six alphanumeric characters denotes the "MODEL SERIES". VIS consisting of eight alphanumeric characters denotes the serial unit number of vehicle and is sequentially numbered within each VDS.

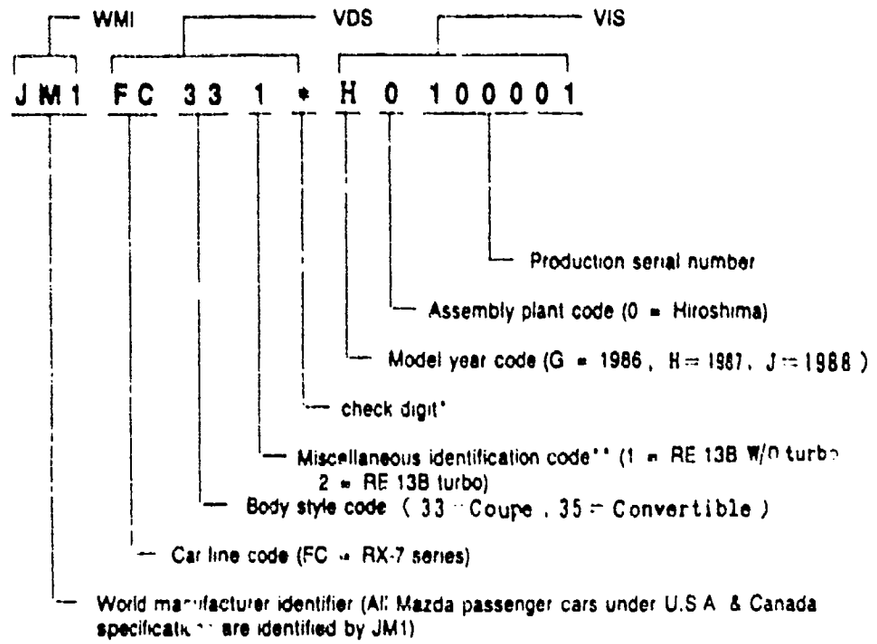

* Check digit is included as a VIN security feature to permit law enforcement verification of the authenticity of a suspected illegal VIN plate. This single digit number is determined, based upon a complex mathematical formula which is applied to each vehicle's VIN number.

** Miscellaneous Identification Code identifies major components such as engine, brake system, cab type, etc

LOCATION OF VIN PLATE

The plate is attached to the top ledge of the dash panel under the bonnet (engine hood), refer to the illustration shown right.

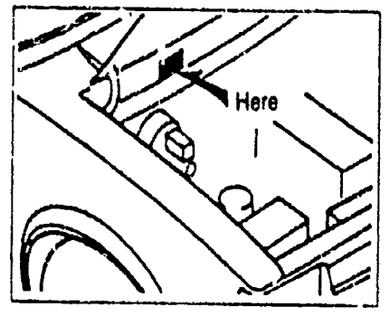

[NOTE]

If the VIN (chassis) reference number in the PCM (Parts catalog microfiche) appeared as.

FC33 *-100001

... the vehicle's VIN would be e.g. FC3311H0100001.

INSTRUCTIONS

HOW TO LOCATE PARTS

There are four approachos to locate parts as follows.

PICTORIAL INDEX
(Picture ➜ Section Number)

SECTION NUMBER INDEX
(Section Name ➜ Section Number)

PART NUMBER INDEX
(Part Number ➜ Section Number)

ALPHABETICAL INDEX
(Part Name ➜ Section Number)

Open the catalog to the illustration page indicating the referred section number at the upper left corner of the page

Find the D-code indicated for the desired part in the illustration

All your necessary information on the desired part is found at the referred D-code that is located within the related text (s) following the illustration

IMPORTANT

If you are not sure which parts catalog compiled to cover the model you are researching, refer to **MODEL IDENTIFICATION** and/or **VEHICLE IDENTIFICATION SYSTEM** located at the very front part of the parts catalog

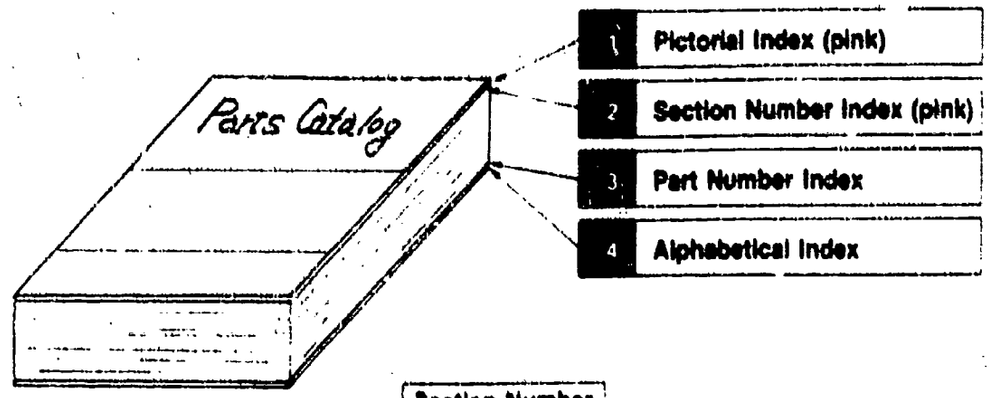

Section Number

The illustration and related text pages are compiled in numerical sequence by section number through the parts catalog
However, there is one exception the section number, "0900 key sets" is always located in the first part of Body group

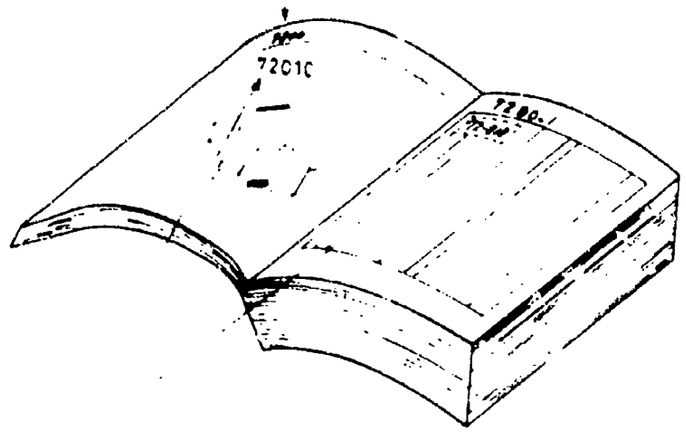

D-code

In the text, the D-codes and the related information are listed in the alphabetical and numerical sequence by D-code within each section number

HOW TO INTERPRET THE ILLUSTRATION

In the example shown below, each item is interpreted as follows.

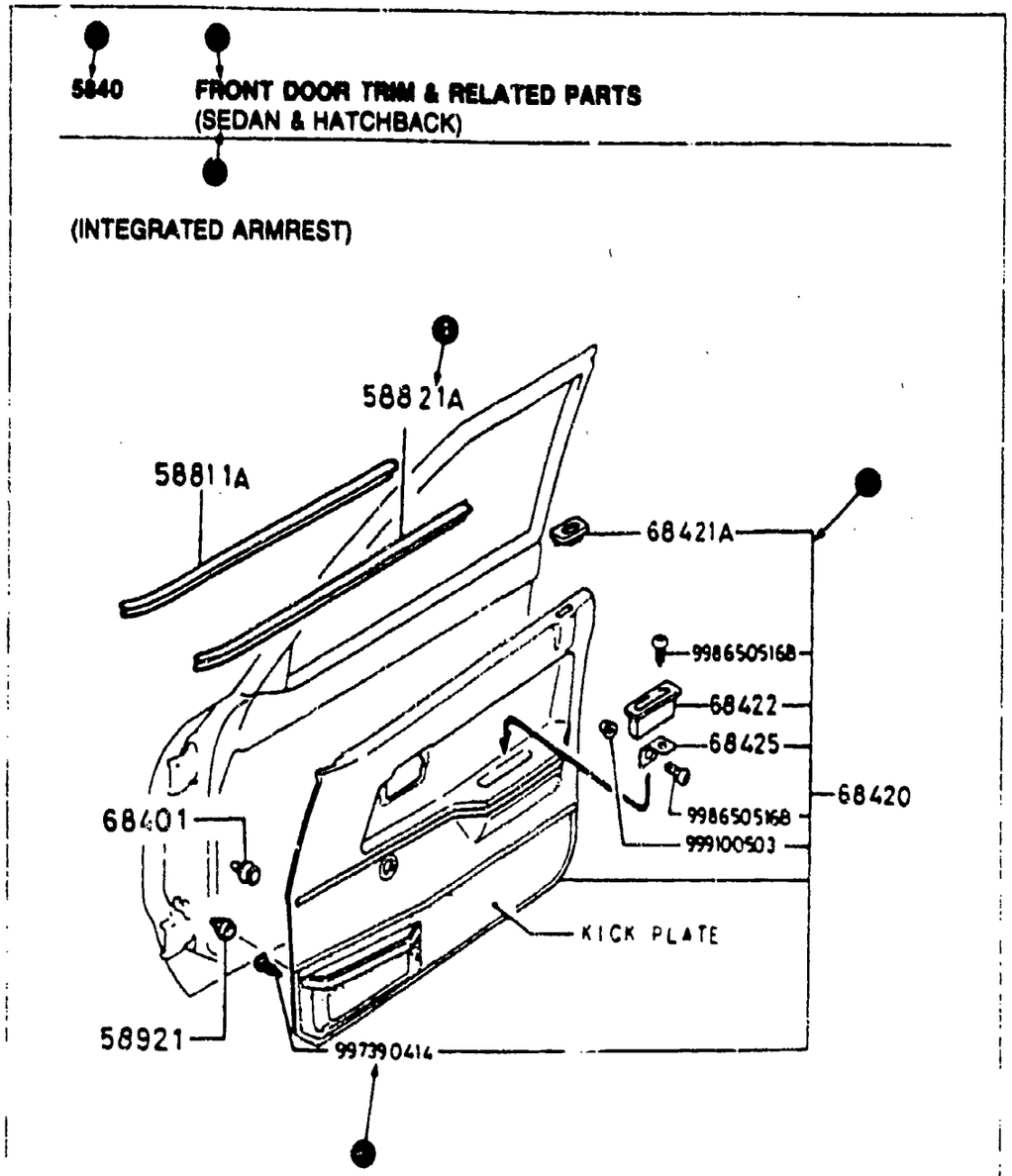

① SECTION NUMBER
Each illustration is identified by Section Number which indicates the group of parts classified by function.

② SECTION NAME

③ SECTION'S APPLICATION
The section's application is indicated in parentheses ( ) below the section name when the affected illustration/text is applicable to specific model, certain period of the production, etc.

④ D-CODE (KEY NUMBER)
The D-code consisting of five or six digits serves as a "KEY NUMBER" to co-ordinate a drawing with its detail information in the text.

⑤ RELATIONSHIP BETWEEN ASSEMBLY AND ITS COMPONENTS
The relationship between an Assembly and its Components is illustrated only by drawing.
The example shown left denotes that D-code 68420 includes D-codes, 68421A, 68422 and 68425 and standard part numbers, 9986505168, 999100503 and 997390414.

⑥ STANDARD PART NUMBER
Nine or ten-digit number which appears in the illustration is standard part number.
The standard part number indicated in the illustration instead of D-code does not appear in the related text.

HOW TO INTERPRET THE TEXT

In the example shown below, each item is interpreted as follows.

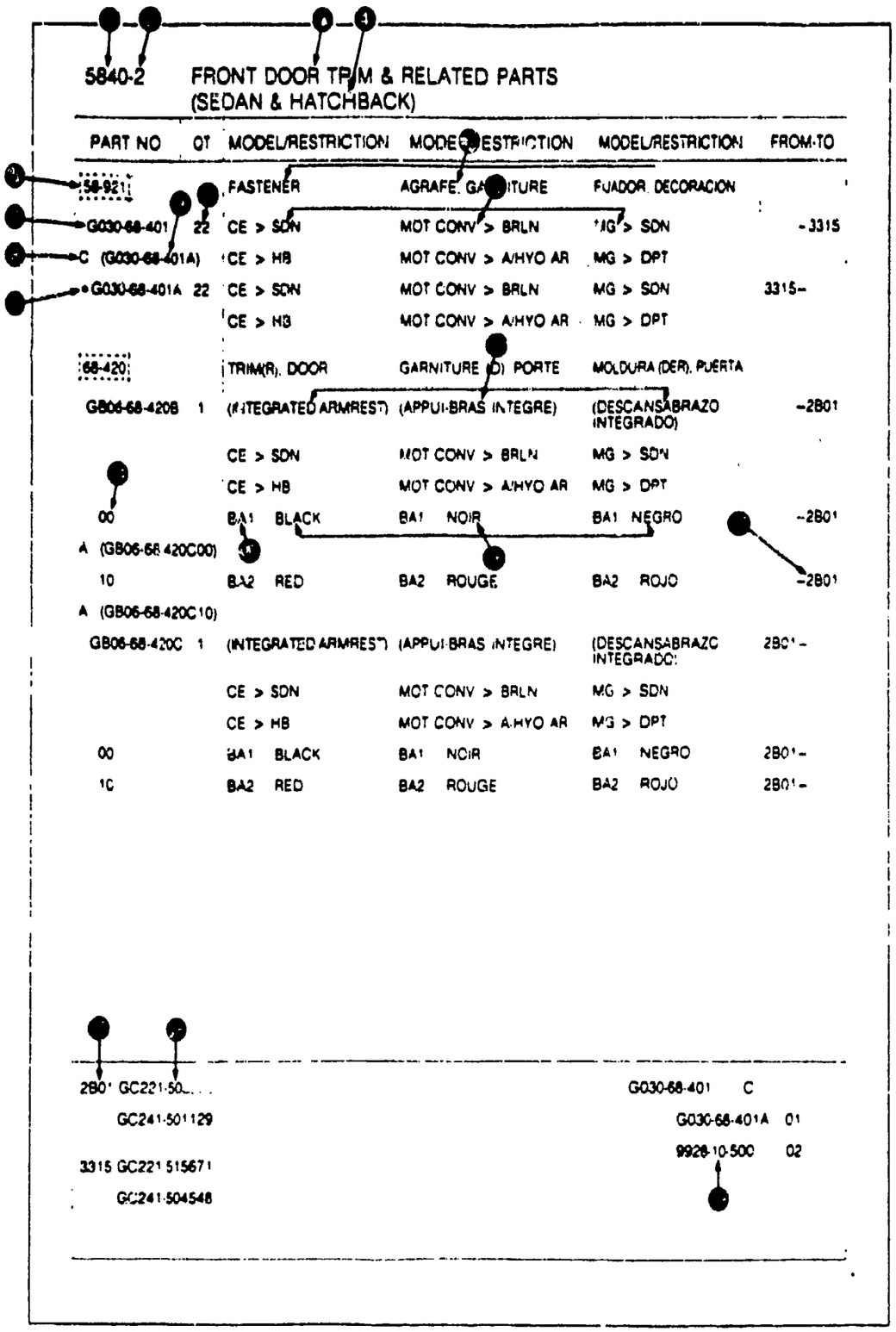

5840-2 FRONT DOOR TRIM & RELATED PARTS (SEDAN & HATCHBACK)

PART NO	QT	MODEL/RESTRICTION	MODEL/RESTRICTION	MODEL/RESTRICTION	FROM-TO
58-921		FASTENER	AGRAFE. GARNITURE	FIJADOR. DECORACION	
G030-68-401	22	CE > SDN	MOT CONV > BRLN	MG > SDN	-3315
C (G030-68-401A)		CE > HB	MOT CONV > A/HYO AR	MG > DPT	
G030-68-401A	22	CE > SDN	MOT CONV > BRLN	MG > SDN	3315-
		CE > HB	MOT CONV > A/HYO AR	MG > DPT	
68-420		TRIM(R). DOOR	GARNITURE (D) PORTE	MOLDURA (DER). PUERTA	
GB06-68-420B	1	(INTEGRATED ARMREST)	(APPUI-BRAS INTEGRE)	(DESCANSABRAZO INTEGRADO)	-2B01
		CE > SDN	MOT CONV > BRLN	MG > SDN	
		CE > HB	MOT CONV > A/HYO AR	MG > DPT	
00		BA1 BLACK	BA1 NOIR	BA1 NEGRO	-2B01
A (GB06-68-420C00)					
10		BA2 RED	BA2 ROUGE	BA2 ROJO	-2B01
A (GB06-68-420C10)					
GB06-68-420C	1	(INTEGRATED ARMREST)	(APPUI-BRAS INTEGRE)	(DESCANSABRAZO INTEGRADO)	2B01-
		CE > SDN	MOT CONV > BRLN	MG > SDN	
		CE > HB	MOT CONV > A/HYO AR	MG > DPT	
00		BA1 BLACK	BA1 NOIR	BA1 NEGRO	2B01-
1C		BA2 RED	BA2 ROUGE	BA2 ROJO	2B01-

2B01	GC221-50...	G030-68-401	C
	GC241-501129	G030-68-401A	01
3315	GC221-515671	9928-10-500	02
	GC241-504548		

1 SECTION NUMBER

2 TEXT SEQUENCE NUMBER
The number following a hyphen denotes the text sequence number within each section number.

3 SECTION NAME

4 SECTION'S APPLICATION

5 D-CODE
In the text, D-codes and the related information are listed in the alphabetic and numeric sequence by D-code within each section number.

6 PART NAME
Part name is described for each D-code in one through three languages out of four languages such as English, French, Spanish and German.
The indicated languages vary, depending upon the market which the parts catalog is applicable to.

7 PART NUMBER
Under one D-code, if there are more than one part number due to the part change involved, the part numbers are listed in the sequence of the part production timing: the early used part number is shown first and the later one follows it.

8 INTERCHANGEABILITY CODE
One-or two-digit alphabet appearing in the extrem left hand side of the text is an interchangeability code.
This code indicates the nature of interchangeability between the two part numbers shown in the right with parentheses and above.

The following interchangeability codes have been currently used in the parts catalog.

Code		Difinition
A	One Way	A new part can be used in place of the former part but the former part cannot be used in place of the new part
AN	Both Way	A new part and the former part are fully interchangeable
C	Plus	A new part requires additional part(s) to be used in place of the former part
CG	Plus	A new part requires additional part(s) and modification work to be used in place of the former part
G	Plus	A new part requires modification work to be used in place of the former part
S	One Way Backward	The former part can be used in place of a new part but the new part cannot be used in place of the former part

● SUPERSEDING PART NUMBER
When a part is changed and new part is interchangeable with the former part, the new part number as the superseding part is shown in parentheses right under the former (superseded) part number.

● NEW PART NUMBER IDENTIFICATION
An asterisk (*) denotes that the indicated part number has been added since the last microfiche edition (not the last paper edition).
The microfiche parts catalog is reised more frequently than the paper one.

● QUANTITY
This denotes the quantity of the part used under the indicated D-code within each section number.

● MODEL APPLICATION
Model application for each part number is described in one through three languages out of four languages such as English, French, Spanish and German.

● PART USAGE RESTRICTION
Part usage restriction is shown for factory installed option parts to indicate under what condition the part is installed.
This information is also described in one through three languages.

● COLOR CODE OF PART NUMBER
For color keyed parts, two-digit color code(s) appear(s) right under its basic part number consisting of nine or ten digits. The complete part number for color keyed parts consists of the basic part number (9 or 10 digits) and the color code (2 digits)

● INTERIOR or PAINT CODE FOR VEHICLE
The applicable interior or paint code(s) for the vehicle is (are) indicated to each color code of part number.

● COLOR DESCRIPTION OF PART
A color description of the part is indicated to each part's color code in one through three languages

⑰ PART CHANGE DATE
When a part is added, changed or deleted, the effective date coded in four digits is shown as follows.

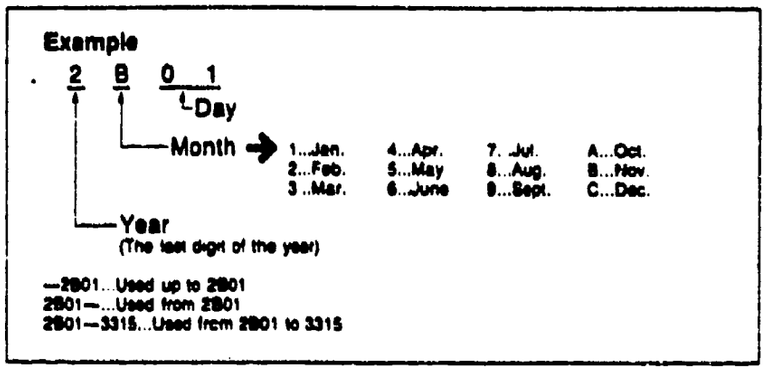

⑱ VIN NUMBER
The VIN number(s) related to the part change date is (are) shown in the footnote column, referring each date shown above.

⑲ MULTIPLE SUPERSESSION
Shown as the example is a multiple supersession identified by the interchangeability codes "C" and "CG" one part can be replaced by more than one part
When the interchangeability codes "C" or "CG" appears in the text, a complete information on the multiple supersession will be shown in the footnote column of the same text

Example

G030-68-401	C		The left example should be interpreted as:
G030-68-401A	01	➔	Part No. G030-68-401 can be replaced by Part Nos.
9928-10-500	02		G030-68-401A (1 pc.) and 99928-10-500 (2 pcs.).

HOW TO INTERPRET THE VIN APPLICATION

If the part change date appears as the example below:

PART NO.	QT	MODEL/RESTRICTION	MODEL/RESTRICTION	MODEL/RESTRICTION	FROM–TO
11-210 ROD, CONNECTING			BIELLE	BIELA	
● E301-11-210	4	1100 1300	1100 1300	1100 1300	–3801
● E301-11-210A	4	1100 1300	1100 1300	1100 1300	3801–4215
● E301-11-210B	4	1100 1300	1100 1300	1100 1300	4215–

3801 BD1012 805812
BD1032 824340
4215 BD1012 816750
BD1032 830192

it should be interpreted:

① Part No. E301-11-210 is applicable to 1100 cc, from the initial production through BD1012 805911 (= 805912 minus 1) and 1300 cc, from the initial production through BD1032 824339 (= 824340 minus 1).

② Part No. E301-11-210A is applicable to 1100 cc, from BD1012 805912 through BD1012 816749 (= 816750 minus 1) and 1300 cc, from BD1032 824340 through BD1032 830191 (= 830192 minus 1).

③ Part No. E301-11-210B is applicable to 1100 cc, from and after BD1012 816750 and 1300 cc, from and after BD1032 83192.

Note:

The parts catalog often shows the catalog designation VIN instead of the actual VIN. For the correct interpretation for the catalog designation VIN, refer to explanation in "Vehicle Identification System" shown in the extreme right row of the last microfiche in the set.

HOW TO INTERPRET THE SUPERSESSION

If the supersession information appears as the example below:

	PART NO.	QT	MODEL/RESTRICTION	
	58-921 FASTENER			
Interchangeability Code	G030-68-401	22	1300 1500	Model Application for Part No. G030-68-401
Superseding Part Number	A (G030-68-401A)			
	G030-68-401A	22	1300 1500	
	68-420 TRIM (R) DOOR			
Color Code	GB06-68-420A	1		
	00		BA1 BLACK	
Interchangeability Code	A (GB06-68-420800)			
	10		BA2 RED	
Superseding Part Number	A (GB06-68-420810)			
	GB06-68-420B	1		
	00		BA1 BLACK	
	10		BA2 RED	

it should be interpreted:

① Part No. G030-68-401A can be used in place of part No. G030-68-401.

② Part No. GB06-68-420800 can be used in place of part No. GB06-68-420A00.

③ Part No. GB06-68-420810 can be used in place of part No. GB06-68-420A10.

HOW TO INTERPRET THE MODEL APPLICATION

If the model application and the usage restriction appear as the example below:

Watch the information in parentheses( )!!

3210 -1 STEERING COLUMN
(SEDAN)

	PART NO.		QT	MODEL/RESTRICTION	MODEL/RESTRICTION	MODEL/RESTRICTION
	32-071	BUSH		BUSELURE		BUJE
①	B001-32-071		1			
	32-100	SHAFT, ENGY. ABSORBER		COLONE TELESCOPIQUE		EJE, AMORTIQUAD
②	BA29-32-100A		1	(W/POWER STEERING)	(A/DIRECTION ASSISTEE)	(C/DIRCCION DE POTENCIA)
				1300 > MT 1500 > MT	1300 > S. V. MANU 1500 > S. V. MANU	1300 > TM 1500 > TM

it should be interpreted:

① Part No. B001-32-071 is applicable to all the Sedans covered by this particular catalog.

② Part No. BA29-32-100A is applicable to Sedan 1300 Manual Trans. and Sedan 1500 Manual Trans in case they are equipped with the power steering.

MAZDA PART NUMBERING SYSTEM

Mazda Part Numbers are generally classified into three categories:
General Service Parts & Accessories, Standard Parts and Special Tools.

Note: Mazda Part Number consists of numeric and alphabet letters. In order to avoid the confusion due to similar characters among number and alphabet, alphabet letters I and O are not used in the part number. However, these letters are rarely used in 10th digit of the part number as an exception.

MAZDA GENERAL SERVICE PARTS & MAZDA ACCESSORIES

These part numbers basically consist of nine or ten digits. The 10th digit (if applicable) identifies the engineering change of the part. The color keyed part, however, consists of twelve digits since two-digit color code are added to nine or ten-digit number to identify its color.

EXAMPLE

Base Part No.

B A 0 1 - 6 0 - 3 5 0 A 0 0

① ② ③ ④ ⑤ ⑥ ⑦ ⑧ ⑨ ⑩ ⑪ ⑫

- ① ② ③ ④ : Vehicle Model No., Engine Type No. or Drive Train Type No.
- ⑤ ⑥ : Group No.
- ⑦ ⑧ ⑨ ⑩ : Engineering Change Code
- ⑪ ⑫ : Color Code

Note: In case the engineering change is not made to a part, the 10th digit of the part number is left blank even for the color coded part, e.g.,

BA01-60-350 00
↑ Blank

MAZDA STANDARD PARTS

The Parts standardized in form and dimension such as Bolts, Nuts, Washers, Hoses, Disc Wheels, etc. are called Mazda Standard Parts.

All Mazda Standard Part Numbers are identified by "9" in the first digit. The numbering structure of Standard Parts varies, depending upon the type of part.

The following is just one example of Standard Part Number.

For further details and examples, refer to the wall chart, "LIST OF STANDARD PARTS".

EXAMPLE

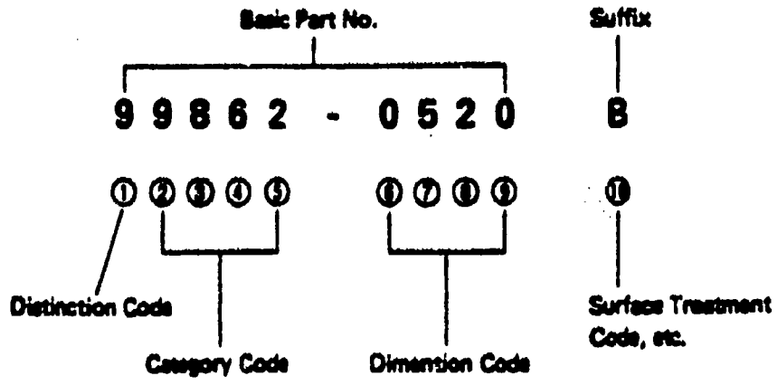

MAZDA SPECIAL TOOLS

In order to repair Mazda Vehicles, several special tools are required. These are called Mazda Special Tools. Mazda Special Tools are identified by the Part Number starting with "49".

EXAMPLE

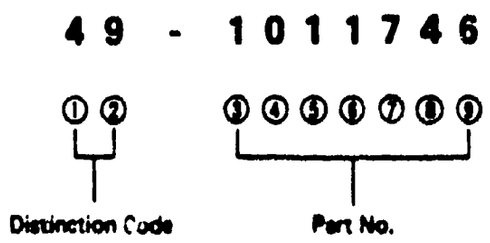

ABBREVIATION LIST

ABBREV.	MAY REPLACE
1ST	First
2ND	Second
3RD	Third
4TH	Fourth
4 SPD	Four Speed
4WS	Four Wheel Steering
4WD, 4X4	Four Wheel Drive
5TH	Fifth
5 SPD	Five Speed
A.A.	Anti Afterburn
A.A.S.	Auto Adjusting Suspension
ABS	Anti Lock Braking System
A/C	Air Conditioning
A.C.C.	Automatic Cruise Control
ACCEL.	Accelerator
A.C.V.	Air Control Valve
A.E.	Acoustical Equalizer
ALUM	Aluminum
ALL	Automatic Load Leveling
ALT.	Alternator
AMP.	Amplifier
ANT.	Antenna
APR.	April
ASSY.	Assembly
A/T	Automatic Transmission
AUG.	August
AUTO.	Automatic
BAL.	Balance
BELT.	Beltline
BFGR	B. F. Goodrich
BRDG	Bridgestone
BRG.	Bearing
BRKT.	Bracket
BRN.	Brown
BLK.	Black
BLU.	Blue
BMPR.	Bumper
B.S.V.	Bleed Solenoid Valve
BULL.	Bulletin
BW	Black Wall
CAL.	California
CASS.	Cassette
CAT.	Category
Cd	Coefficient Of Drag
CD	Compact Disk
C.G.R.	Constant Gear Ratio
CHG.	Change
CHK.	Check
CHMBR	Chamber
CHN.	Chain
CIGAR.	Cigarette
Cl	Coefficient Of Lift
CLPR	Caliper
CNVTR.	Converter
COMB.	Combination
COND.	Condenser
COMP.	Compressor
CONV.	Convertible
C/P	Cab Plus
C.S.D.	Cold Start Device
CSTG.	Coasting
CTR.	Center
CTRL.	Control
CV	Constant Velocity
CVR.	Cover
CYL.	Cylinder
DASH.	Dashboard
Db	Decibels
DEC.	December
DEF.	Defroster
DIAPH	Diaphragm
DIFF.	Differential
DNLP	Dunlop
DOHC	Double Overhead Camshaft
DSL.	Diesel
DTSS	Dynamic Tracking Suspension System
DX	Deluxe
ECAT	Electronically Controlled A/T
EGI	Electronic Gas Injection
EGR	Exhaust Gas Recirculation

ABBREVIATION LIST

ABBREV.	MAY REPLACE
ELEC.	Electric
ENG.	Engine
ETR	Electronically Tuned Radio
EXC.	Except
EXH.	Exhaust
EXT.	Extension
EQ	Equalizer
FEB.	February
FED.	Federal
F.I.	Fuel Injection
FLEX	Flexible
F/LID	Fuel Lid
FRT.	Front
FRST	Firestone
FSTNR.	Fastener
G	Gram
GAS.	Gasoline
GDYR	Goodyear
GEN.	General
GOV.	Governor
GRN.	Green
GRY.	Gray
GSKT.	Gasket
H.A.C.	High Altitude Compensator
HARN.	Harness
H/B	Hatchback
HD.	Head
H/DUTY	Heavy Duty
HDWE.	Hardware
HI. ALT.	High Altitude
HSG.	House, Housing
HTR.	Heater
IC	Integrated Circuit
ID	Inside Diameter
IGN.	Ignition
ILLUM.	Illumination, Illuminated
INCL	Includes
IND	Indicator
INFO.	Information
INST.	Instrument
INN.	Inner
INT.	Interior
INTMT.	Intermittent
INJ.	Injector, Injected
I.R.S.	Independent Rear Suspension
JAN.	January
JUL.	July
JUN.	June
KG	Kilogram
KM	Kilometer
KW	Kilowatt
(L), LT	Left
L=	Length
LCD	Liquid Crystal Display
L/B	Long Bed
LH	Left Hand
LPG	Liquid Petroleum Gas
L.S.D.	Limited Slip Differential
LWR	Lower
LX	Luxury
M	Metallic
MAR.	March
MC	Mica
MCHN	Michelin
MLDG.	Moulding, Mould
MM	Millimeter
MNFLD.	Manifold
MPX	Multiplex
MSTR.	Master
M/T	Manual Transmission
MTG.	Mounting
MTR	Manually Tuned Radio
N=	Number Of Teeth
N/A	Not Available
N/B	Notchback
NO.	Number
NORM.	Normal
NOV.	November

ABBREVIATION LIST

ABBREV.	MAY REPLACE
OCT.	October
OD	Outer Diameter
O/DRIVE	Overdrive
OHC	Overhead Camshaft
OPT.	Optional
O.S.	Oversize
OUT.	Outer
PANSC	Panasonic
PARK.	Parking
PB	Parking Brake
PCV	Positive Crankcase Ventilation
PIN.	Pinion
PKG	Package
PLR	Pillar
PROD.	Production
P/S	Power Steering
P/TRIM	Pillar Trim
PTH	Phillips Truss Head
PWR.	Power
QTR.	Quarter
QTY.	Quantity
(R), RT	Right
RH	Right Hand
RAD.	Radiator
REINF.	Reinforcement
REG.	Regular
REGUL.	Regulator
REL.	Release
REM.	Remote
RET.	Return
REV.	Reverse
RR.	Rear
RWL	Raised White Letters
S/B	Short Bed
S/ROD	Shift Rod
S/S	Supercession
SDN.	Sedan
SEP.	September
SERV.	Service
SLND.	Solenoid
SOHC	Single Overhead
SPEC.	Specification
SPEEDO.	Speedometer
SPG.	Spring
SPKR.	Speaker
SPRKT.	Sprocket
SRS	Supplemental Restraint System
STAB.	Stabilizer
STD.	Standard
STRG.	Steering
S/ROOF	Sunroof
SUSP.	Suspension
S/W	Station Wagon
SW.	Switch
SYNC.	Synchronizer
T=	Thickness
TEMP.	Temperature
THERMO.	Thermostat
TMG.	Timing
T/MISSION	Transmission
TRK.	Truck
T/LID	Trunk Lid
T/3	Touring Sedan
TTL	Twin Trapezoidal Links
TURBO	Turbocharged
UP.	Upper
U.S.	Undersize
VAC.	Vacuum
V.G.R.	Variable Gear Ratio
VPV	Variable Port Valve
VNL.	Vinyl
W=	Width
W/	With
W/P	Water Pump
WGN.	Wagon
WHL.	Wheel
W/O	Without
WHT.	White
W/SHIELD	Wind Shield, Screen Wind Screen
WTR.	Water
W/W	White Walls

mazda

1986-88 RX-7 ACCESSORIES

AERO

0000-86-325 - Wing Spoiler
F061-V4-920 -0F - Factory Spoiler

AIR CONDITIONER
Refer to Accy. Bulletin XA-1 for Air Conditioner information.

ALARM

0000-88-1901 - Electronic Shock Sensor
Refer to Accy. Bulletin XG-6 for Alarm information.

ARM REST
Refer to Accy. Bulletin XN-1 for replacement parts.

BATTERY

0000-80-126F
Refer to Accy. Bulletin XG-4 for Battery information.

BLOCK HEATER

0000-88-6600
Refer to Accy. Bulletin XG-5 for installation information.

CAR COVER

0000-88-092A - Evolution 3 Blue
0000-88-090-LK - Lock Kit
Refer to Accy. Bulletin XG-8 for more Car Cover information.

CARGO COVER

FB01-V1-350 -1F - Red
FB01-V1-350 -5F - Blue
FB01-V1-350 -7F - Grey

CIGARETTE LIGHTERS

B001-66-252

CRUISE CONTROL

8AF1-66-340 - Coupe
8AF2-66-340 - Convertible
Refer to Accy. Bulletin XG-7 for more Cruise Control information.

DOOR EDGE GUARDS

0000-88-3199-BK - Black Universal Type

FLOOR MATS

0000-88-7688-05 - Gray Plush Mat
0000-88-7688-11 - Wine Plush Mat
0000-88-7688-50 - Blue Plush Mat
0000-88-7688-TA - 10th Anniversary Edition Mat

FOG LIGHTS

0000-88-500A-R6 - Clear Complete Kit
Refer to Accy. Bulletin XE-4 for Fog Light parts information.

FRONT MASK

0000-88-0588 - GTU, w/o Air Dam

MUD GUARDS

F045-V3-350 -0F - Front Set
F045-V3-351 -0F - Front Left
F045-V3-352 -0F - Front Right
F045-V3-360 -0F - Rear Set
F045-V3-361 -0F - Rear Left
F045-V3-362 -0F - Rear Right

PAINT
Refer to Accy. Bulletin XE-2 for Touch-Up Paint information.

RACKS

0000-88-1077 - Piper Ski Rack
0000-88-1067 - Sport Rack
0000-88-1200 - Ski Attachment
0000-88-1300 - Bike Attachment
0000-88-1400 - Sail/Surf Attachment
0000-88-1500 - Luggage Attachment

STEREO EQUIPMENT
Refer to Accy. Bulletins XS-1, XS-2, and XS-3 for Audio information.

SUNROOF WIND DEFLECTOR

0000-86-3007

TIRES
Refer to Accy. Bulletins XE-1 for Tire information.

WHEEL LOCKS

0000-88-120C - Wheel Lock Set
0000-87-120C-BP - Lock Blister Pack
Refer to Accy. Bulletin XE-5 for more Wheel Lock information.

SECTION INDEX -- ENGINE

STARTING LOCATION	SECT. NO.	SECTION NAME
1 - C 3	1000B	SHORT ENGINE BLOCK & GASKET SETS (W/O TURBO)
1 - D 3	1000BA	SHORT ENGINE & GASKET SETS (TURBO)
1 - E 3	1030B	ROTOR HOUSINGS (W/O TURBO)
1 - F 3	1030BA	ROTOR HOUSINGS (TURBO)
1 - G 3	1040B	OIL PAN, FRONT & REAR HOUSING (W/O TURBO)
1 - H 3	1040BA	OIL PAN, FRONT & REAR HOUSING (TURBO)
1 - I 3	1100B	ECCENTRIC SHAFT & FLYWHEEL (W/O TURBO)
1 - J 3	1100BA	ECCENTRIC SHAFT & FLYWHEEL (TURBO)
1 - K 3	1110B	ROTORS & RELATED PARTS (W O TURBO)
1 - L 3	1110BA	ROTORS & RELATED PARTS (TURBO)
1 - M 3	1300B	INTAKE MANIFOLD (W/O TURBO)
1 - N 3	1300BA	INTAKE MANIFOLD (TURBO)
1 - C 4	1310B	EXHAUST MANIFOLD (W O TURBO)
1 - D 4	1310BA	EXHAUST MANIFOLD (TURBO)
1 - G 4	1320B	FUEL SYSTEM (W O TURBO)
1 - I 4	1320BA	FUEL SYSTEM (TURBO)
1 - K 4	1330B	AIR CLEANER (W O TURBO)
1 - L 4	1330BA	AIR CLEANER (TURBO)
1 - M 4	1350B	STARTING ASSIST SYSTEM (W O TURBO)
1 - N 4	1350BA	STARTING ASSIST SYSTEM (TURBO)
1 - C 5	1364B	THROTTLE BODY COMPONENTS (W O TURBO)
1 - D 5	1364BA	THROTTLE BODY COMPONENTS (TURBO)
1 - F 5	1371B	AIR PUMP & AIR CONTROL VALVE (W O TURBO)
1 - F 5	1371BA	AIR PUMP & AIR CONTROL VALVE (TURBO)
1 - G 5	1380B	EMISSION CONTROL SYSTEM (EXHAUST SIDE) (W O TURBO
1 - K 5	1380BA	EMISSION CONTROL SYSTEM (EXHAUST SIDE) (TURBO)
1 - C 6	1400B	OIL PUMP & FILTER (W/O TURBO)
1 - E 6	1400BA	OIL PUMP & FILTER (TURBO)
1 - G 6	1500B	COOLING SYSTEM (W/O TURBO)
1 - I 6	1500BA	COOLING SYSTEM (TURBO)
1 - K 6	1580B	BRACKET, PULLEY & BELT
1 - L 6	1600	CLUTCH DISC & COVER (MANUAL) (W/O TURBO)
1 - M 6	1600A	CLUTCH DISC & COVER (MANUAL) (TURBO)
1 - N 6	1700	TRANSMISSION CASE (MANUAL) (W/O TURBO)
1 - C 7	1700A	TRANSMISSION CASE (MANUAL) (TURBO)
1 - D 7	1710	TRANSMISSION GEARS (MANUAL) (W/O TURBO)
1 - G 7	1710A	TRANSMISSION GEARS (MANUAL) (TURBO)
1 - J 7	1720	CHANGE CONTROL SYSTEM (MANUAL) (W/O TURBO)
1 - K 7	1720A	CHANGE CONTROL SYSTEM (MANUAL) (TURBO)
1 - L 7	1800B	ENGINE ELECTRICAL SYSTEM (W/O TURBO)
1 - C 8	1800BA	ENGINE ELECTRICAL SYSTEM (TURBO)
1 - F 8	1830B	ALTERNATOR (W/O TURBO)
1 - G 8	1830BA	ALTERNATOR (TURBO)
1 - H 8	1840B	STARTER (W/O TURBO)
1 - I 8	1840BA	STARTER (TURBO)
1 - J 8	1850B	BATTERY
1 - K 8	1910	TORQUE CONVERTER, OIL PUMP & PIPINGS (AUTOMATIC)
1 - L 8	1920	TRANSMISSION CASE & MAIN CONTROL SYSTEM (AUTOMATIC)
1 - C 9	1925	CONTROL VALVE (AUTOMATIC)
1 - E 9	1930	CLUTCHES & PLANETARY GEARS (AUTOMATIC)
1 - H 9	1940	GOVERNOR, LOW & REVERSE PISTON (AUTOMATIC)
1 - I 9	1950	MANUAL LINKAGE SYSTEM (AUTOMATIC)
1 - J 9	1960	GASKET & SEAL KIT (AUTOMATIC)

1000B-1 SHORT ENGINE BLOCK & GASKET SETS (W/O TURBO)

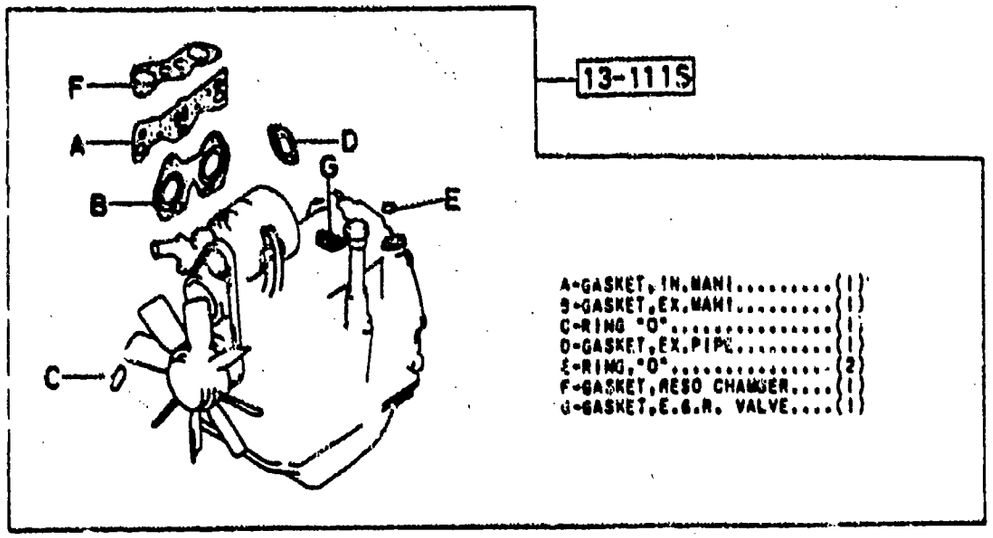

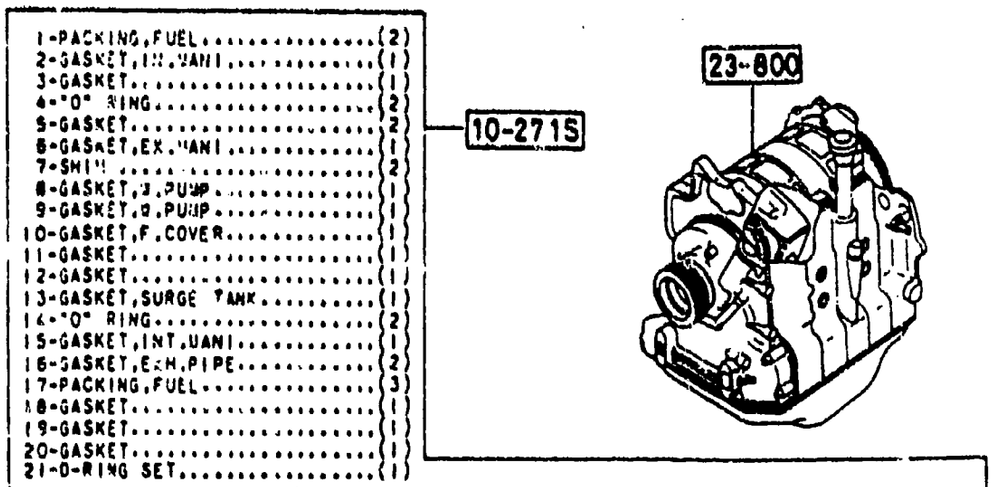

ITEM NO.	D-CODE	DESCRIPTION	PART NO.	QTY	MODEL/DESCRIPTION	REMARKS
	10 271S	GASKET SET, ENGINE	8AF1-10-271B	1		
	13 111S	GASKET SET, SUB-ENGINE	8AF1-13-111A	1		
	23 0401	O-RING SET	N326-10-560	1		
	23 800	ENGINE BLOCK, SHORT	N326-02-2000	1	M/T	
			N327-02-2000	1	A/T	
		REFER TO PARTS BULL. NOS. R-6 & R-8 FOR REBUILT ENGINE INFO.				
		REFER TO SERV. BULL. NO. 046/88, CAT. 4 FOR AIR BLEED SOCKET INFO.				

1000BA-1 SHORT ENGINE & GASKET SETS (TURBO)

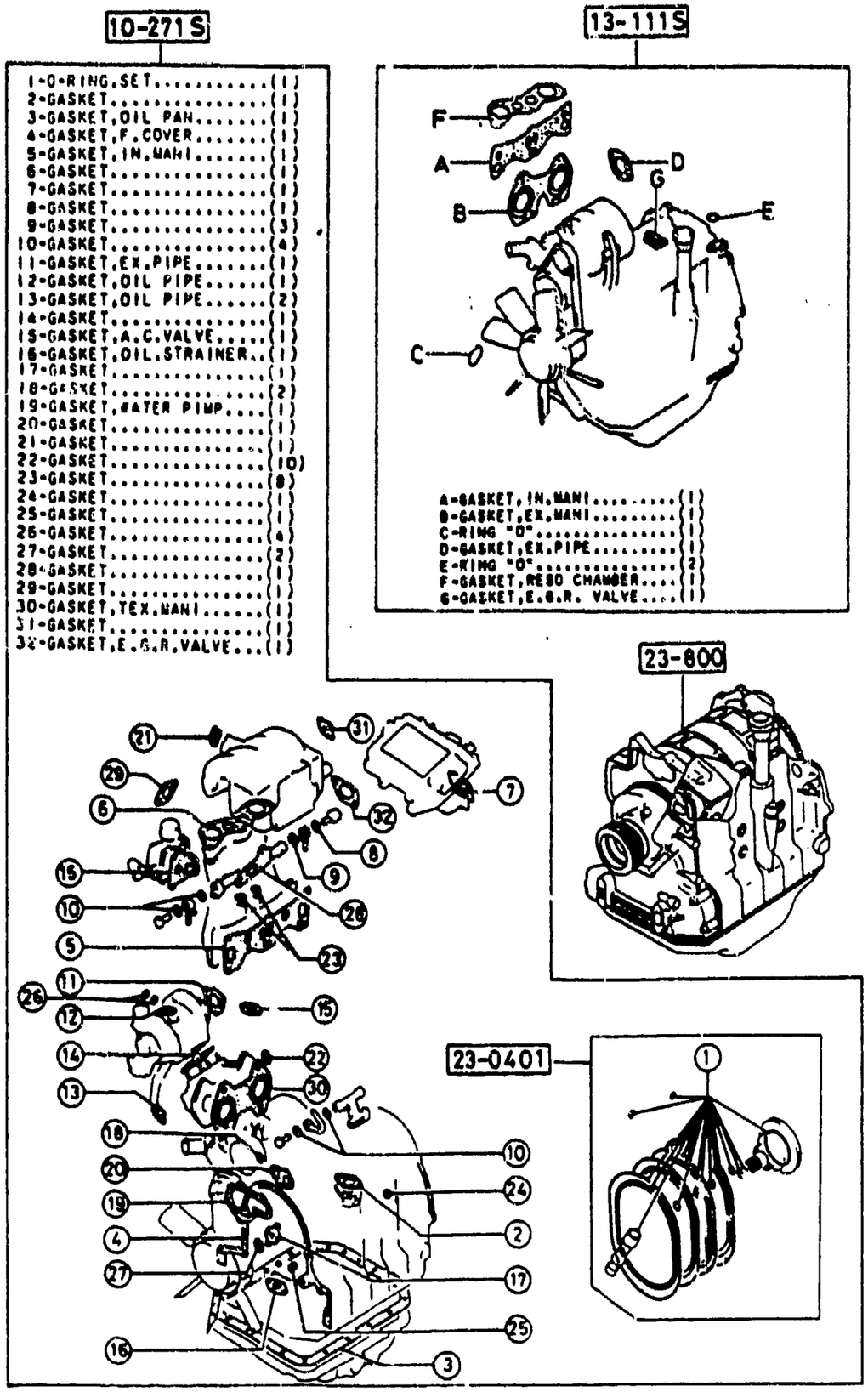

ITEM NO.	D-CODE	DESCRIPTION	PART NO.	QTY	MODEL/DESCRIPTION	REMARKS
	10 271S	GASKET SET, ENGINE	8AF4-10-271B	1		
	13 111S	GASKET SET, SUB-ENGINE	8AF3-13-111A	1		
	23 0401	O-RING SET	N318-10-560	1		
	23 800	ENGINE BLOCK, SHORT	N332-02-200B	1		
		REFER TO PARTS BULL. NOS. R-6 & R-8 FOR REBUILT ENGINE INFO.				
		REFER TO SERV. BULL. NO. 046/88, CAT. 4 FOR AIR BLEED SOCKET INFO.				

1030B-1 ROTOR HOUSINGS (W/O TURBO)

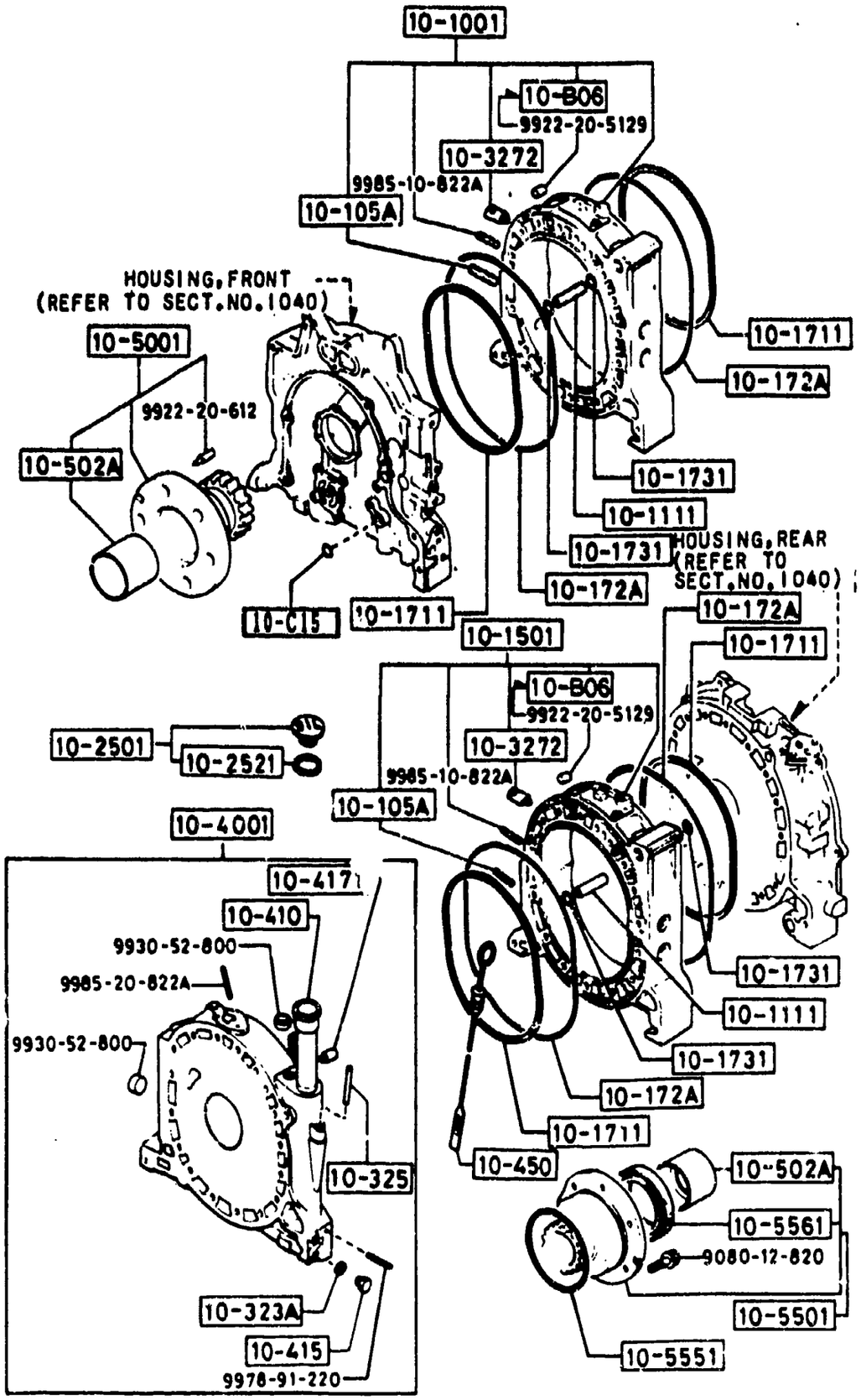

ITEM NO.	D-CODE	DESCRIPTION	PART NO.	QTY	MODEL/DESCRIPTION	REMARKS
	10 1001	HOUSING, ROTOR-FRONT	N326-10-B10	1		
	10 105A	STUD, ROTOR HOUSING	0839-10-105	4		
	10 1111	DOWEL, TUBULAR	1757-10-111	4		
	10 1501	HOUSING, ROTOR-REAR	N326-10-B50C	1		
	10 1711	RING, SQUARE	N326-10-B71A	4		
	10 172A	RING, SQUARE-OUTER	N326-10-B72	4		
	10 1731	O-RING	N231-10-173	4		
	10 2501	CAP, OIL FILLER	8871-10-250	1		
	10 2521	GASKET, OIL CAP	8871-10-252	1		
	10 323A	GASKET, WATER DRAIN	N326-10-323	1		
	10 325	PIPE, DIPSTICK	N326-10-441	1		
	10 3272	PLUG, JET	N326-14-633	2		
	10 4001	HOUSING, INTERMEDIATE	N326-10-D00B	1		
	10 410	PIPE, OIL FILLER	N326-10-420	1		
	10 415	PLUG, SOCKET	N225-10-415	1		
	10 4171	JOINT, PIPE	8562-10-417	1		
	10 450	DIPSTICK	N326-10-450B	1		
	10 5001	GEAR, STATIONAR' -FRT.	3648-10-500	1		
	10 502A	BEARING, MAIN	0820-10-502B	2		
	10 5501	GEAR, STATIONARY-RR.	3648-10-550A	1		
	10 5551	O-RING	0813-10-555A	1		
	10 5561	SEAL, OIL	1668-10-556A	1		
	10 B06	PIN, SPRING	N326-10-B06	4		6910-

6910	FC33*	-513803				

1030BA-1 ROTOR HOUSINGS (TURBO)

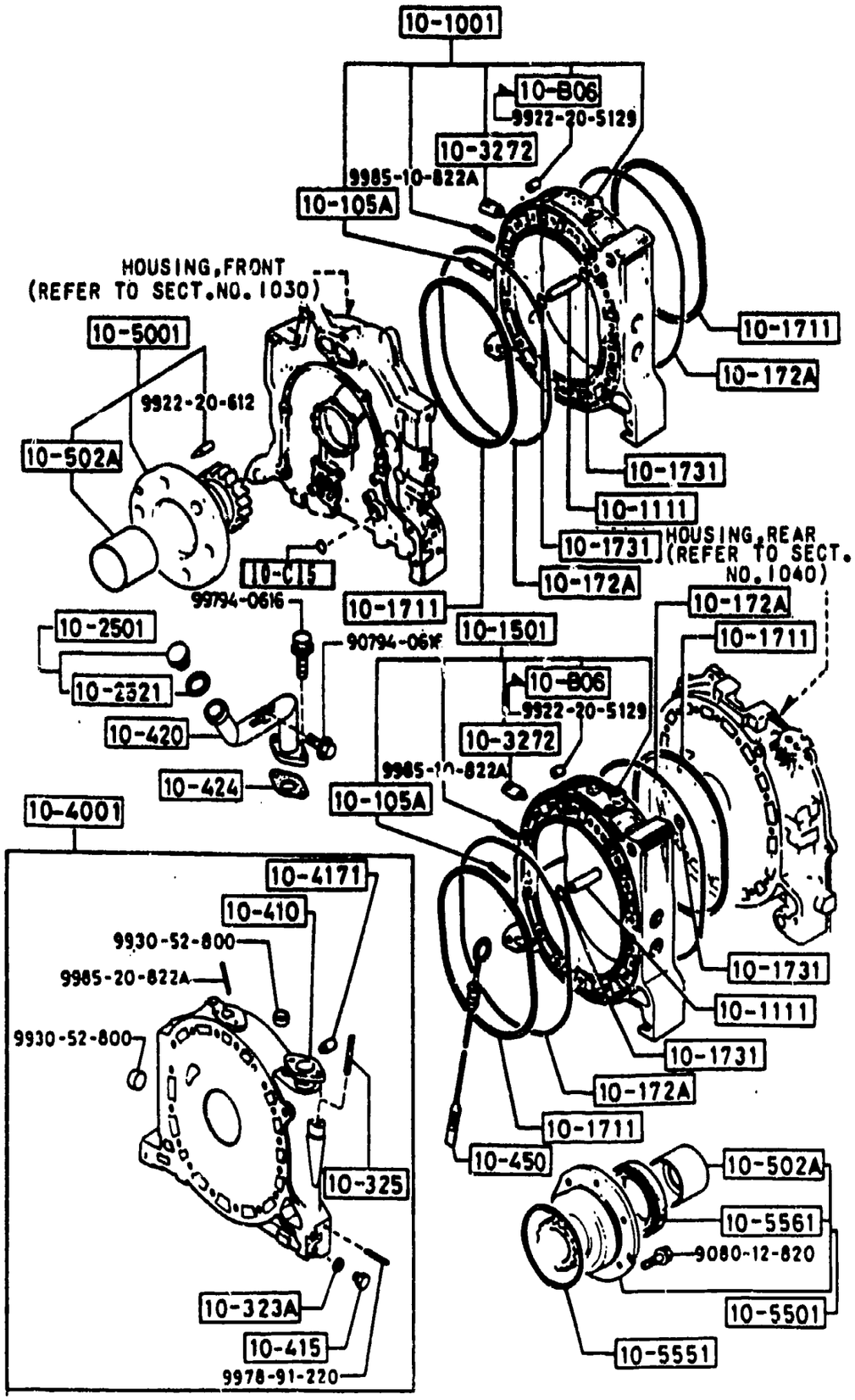

ITEM NO.	D-CODE	DESCRIPTION	PART NO.	QTY	MODEL/DESCRIPTION	REMARKS
	10 1001	HOUSING, ROTOR-FRONT	N332-10-B10	1		
	10 105A	STUD, ROTOR HOUSING	0839-10-105	4		
	10 1111	DOWEL, TUBULAR	1757-10-111	4		
	10 1501	HOUSING, ROTOR-REAR	N332-10-B50B	1		
	10 1711	RING, SQUARE	N326-10-B71A	4		
	10 172A	RING, SQUARE-OUTER	N326-10-B72	4		
	10 1731	O-RING	N231-10-173	4		
	10 2501	CAP, OIL FILLER	8871-10-250A	1		
	10 2521	GASKET, OIL CAP	8871-10-252	1		
	10 323A	GASKET, WATER DRAIN	N326-10-323	1		
	10 325	PIPE, DIPSTICK	N318-10-441	1		
	10 3272	PLUG, JET	N326-14-633	2		
	10 4001	HOUSING, INTERMEDIATE	N332-10-D00B	1		
	10 410	PIPE, OIL FILLER	N318-10-D10B	1		
	10 415	PLUG, SOCKET	N225-10-415	1		
	10 4171	JOINT, PIPE	8562-10-417	1		
	10 420	PIPE NO. 2, OIL FILLER	N332-10-420B	1		
	10 424	GASKET, OIL FILLER PIPE	N318-10-424	1		
	10 450	DIPSTICK	N332-10-450A	1		
	10 5001	GEAR, STATIONARY-FRT.	3648-10-500	1		
	10 502A	BEARING, MAIN	0820-10-502B	2		
	10 5501	GEAR, STATIONARY-RR.	3648-10-550A	1		
	10 5551	O-RING	0813-10-555A	1		
	10 5561	SEAL, OIL	1668-10-556A	1		
	10 806	PIN, SPRING	N326-10-806	4		6910-

6910 FC33* -513803

1040B-1 OIL PAN, FRONT & REAR HOUSING (W/O TURBO)

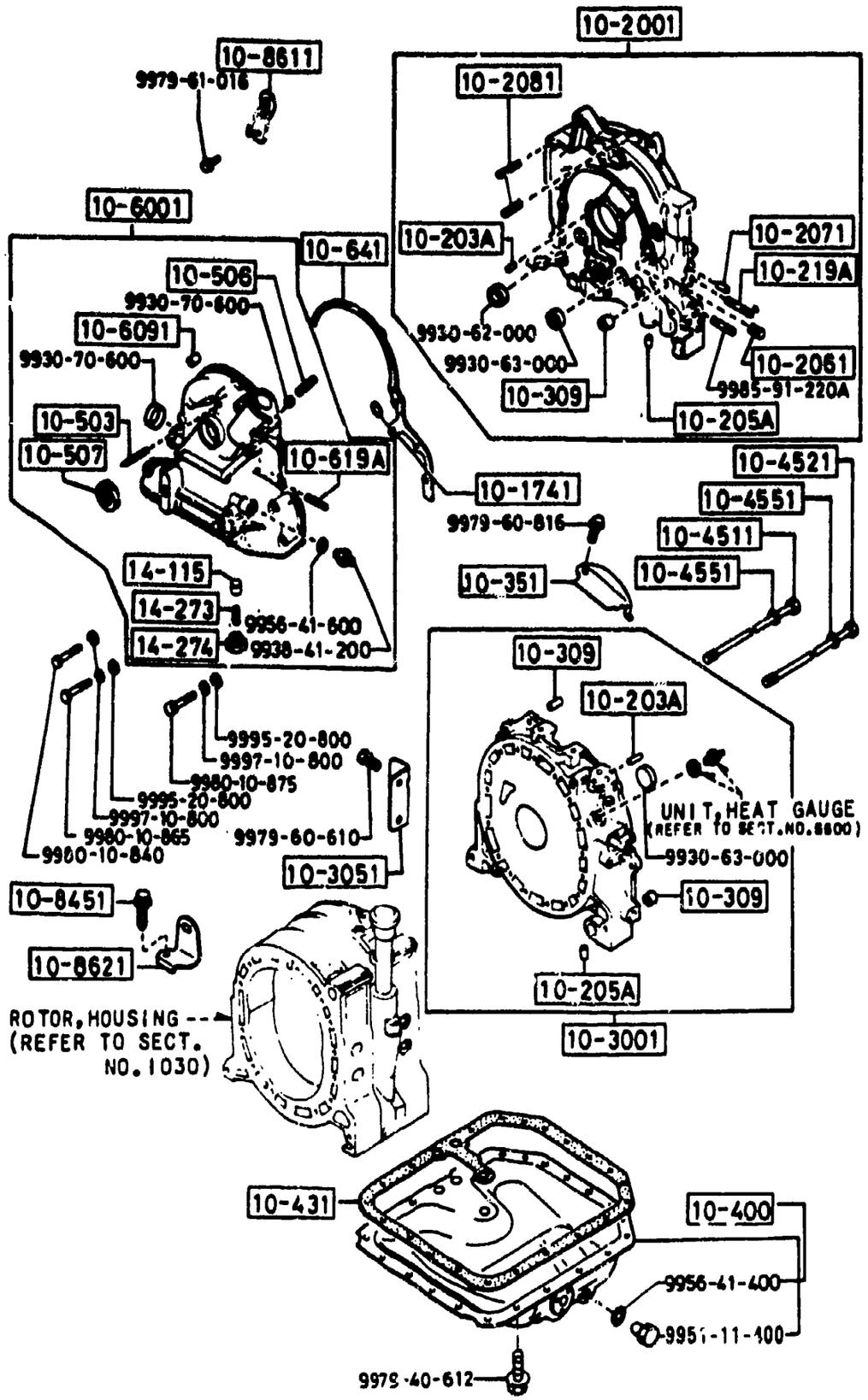

ITEM NO.	D-CODE	DESCRIPTION	PART NO.	QTY	MODEL/DESCRIPTION	REMARKS
	10 1741	O-RING	N231-10-174	1		
	10 2001	HOUSING, FRONT	N326-10-C00C	1		
	10 203A	PIN, DOWEL	0839-10-203	2		
	10 205A	PLUG, BLIND	8562-10-205	4		
	10 2061	PLUG, BLIND	1757-10-206A	1		
	10 2071	PLUG, BLIND	1757-10-207A	1		
	10 2081	STUD	1757-10-208	4		
	10 219A	STUD, HOUSING	N249-10-219	1		
	10 3001	HOUSING, REAR	N326-10-C50B	1		
	10 3051	COVER, DUST	N225-10-305	1		
	10 309	PIN, TUBULAR	1757-10-309	4		
	10 351	COVER, DUST	N304-10-351	1		
	10 400	PAN, OIL	N326-10-400E	1	FED.	
			N328-10-400E	1	CAL.	
	10 404	PLUG, DRAIN	99511-1400	1		
	10 431	GASKET, OIL PAN	N3Y6-10-427	1		
	10 4511	BOLT, TENSION	N326-10-E51	17		
	10 4521	BOLT, TENSION	N326-10-E52	1		
	10 4551	WASHER, SEAL	0839-10-455	18		
	10 503	PIN, TOP INDICATOR	8871-10-631	1		
	10 506	STUD, FRONT COVER	N326-10-506	1		6901-
	10 507	SEAL, OIL	0820-10-605	1		
	10 6001	COVER, FRONT	N326-10-500B	1		
	10 6091	PIN, SPRING	1757-10-609	1		
	10 619A	STUD, COVER	N249-10-619	2		
	10 641	GASKET, FRONT COVER	8527-10-641	1		
	10 8451	BOLT	N307-10-845	1		
	10 8611	HANGER, ENGINE	N225-10-861	1		
	10 8621	HANGER, ENGINE	N304-10-862	1		
	14 115	PLUNGER, CONTROL	0839-14-115	1		
	14 273	SPRING	0839-14-273A	1		
	14 274	PLUG	0839-14-274	1		
	99 384	JOINT, UNION	9938-41-200F	1		
	99 560	GASKET	9956-41-400	1		
			9956-41-600	1		

6901 FC33* -512255

1040BA-1 OIL PAN, FRONT & REAR HOUSING (TURBO)

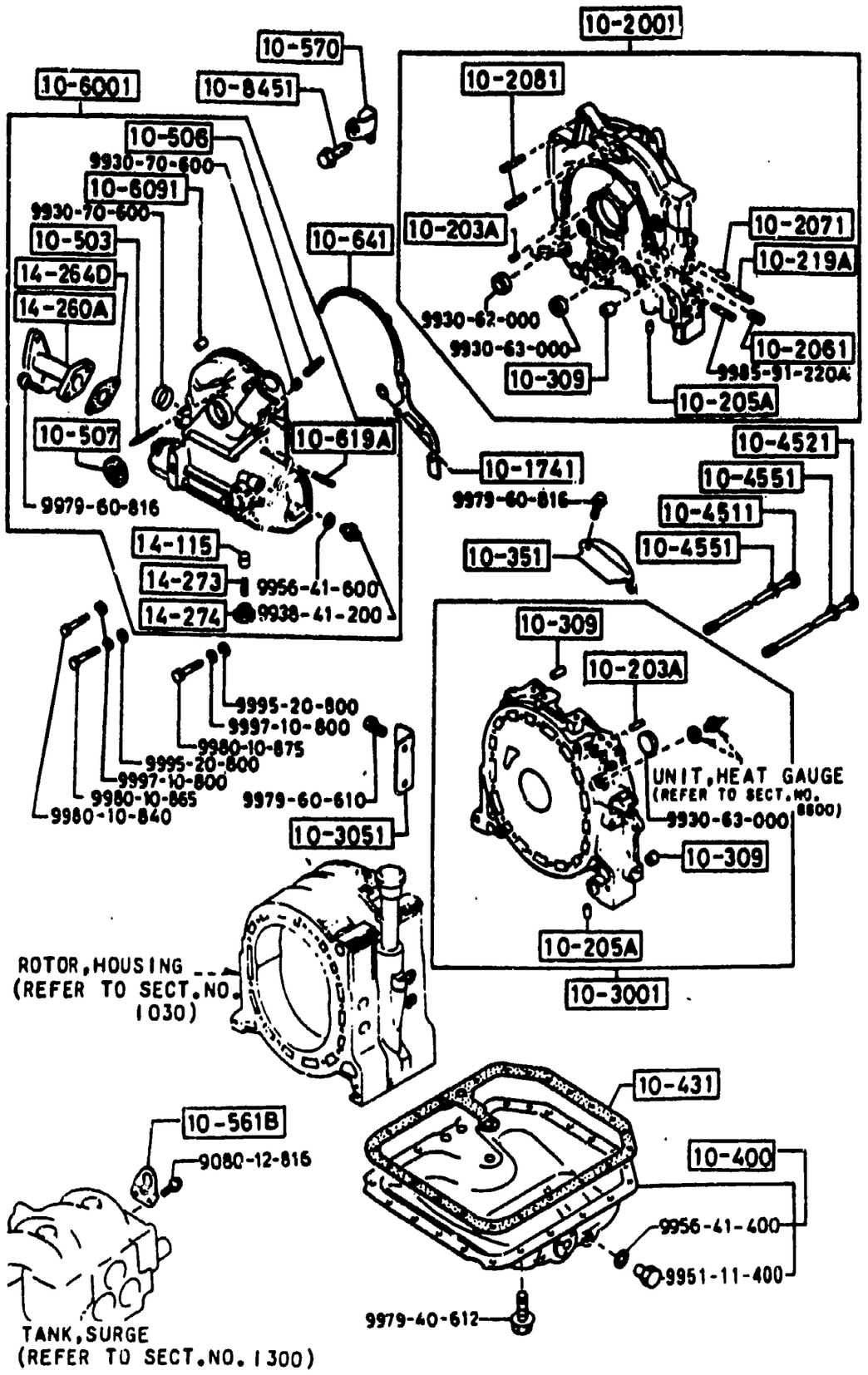

ITEM NO.	D-CODE	DESCRIPTION	PART NO.	QTY	MODEL/DESCRIPTION	REMARKS
	10 1741	O-RING	N231-10-174	1		
	10 2001	HOUSING, FRONT	N318-10-C00B	1		
	10 203A	PIN, DOWEL	0839-10-203	2		
	10 205A	PLUG, BLIND	8562-10-205	3		
	10 2061	PLUG, BLIND	1757-10-206A	1		
	10 2071	PLUG, BLIND	1757-10-207A	1		
	10 2081	STUD	1757-10-208	4		
	10 219A	STUD, HOUSING	N249-10-219	1		
	10 3001	HOUSING, REAR	N318-10-C50A	1		
		<AN>	N318-10-C50B	1		
	10 3051	COVER, DUST	N225-10-305	1		
	10 309	PIN, TUBULAR	1757-10-309	4		
	10 351	COVER, DUST	N304-10-351	1		
	10 400	PAN, OIL	N326-10-400E	1	FED.	
			N328-10-400E	1	CAL.	
	10 404	PLUG, DRAIN	99511-1400	1		
	10 431	GASKET, OIL PAN	N3Y6-10-427	1		
	10 4511	BOLT, TENSION	N326-10-E51	17		
	10 4521	BOLT, TENSION	N326-10-E52	1		
	10 4551	WASHER, SEAL	0839-10-455	18		
	10 503	PIN, TOP INDICATOR	8871-10-631A	1		
	10 506	STUD, FRONT COVER	N326-10-506	1		6901-
	10 507	SEAL, OIL	0820-10-605	1		
	10 561B	HANGER, ENGINE-REAR	N318-10-566A	1		
	10 570	BRACKET, HANGER-ENGINE	N318-10-570A	1		
	10 6001	COVER, FRONT	N318-10-500B	1		
	10 6091	PIN, SPRING	1757-10-609	1		
	10 619A	STUD, COVER	N249-10-619	2		
	10 641	GASKET, FRONT COVER	8527-10-641	1		
	10 8451	BOLT	N318-10-908	1		
	14 115	PLUNGER, CONTROL	0839-14-115	1		
	14 260A	PIPE, OIL OUTLET	N318-14-260	1		
	14 264D	GASKET, OIL OUTLET PIPE	N318-14-264	1		
	14 273	SPRING	0839-14-273A	1		
	14 274	PLUG	0839-14-274	1		
	99 384	JOINT, UNION	9938-41-200F	1		
	99 560	GASKET	9956-41-400	1		
			9956-41-600	1		

6901 FC33* -512255

1100B-1 ECCENTRIC SHAFT & FLYWHEEL (W/O TURBO)

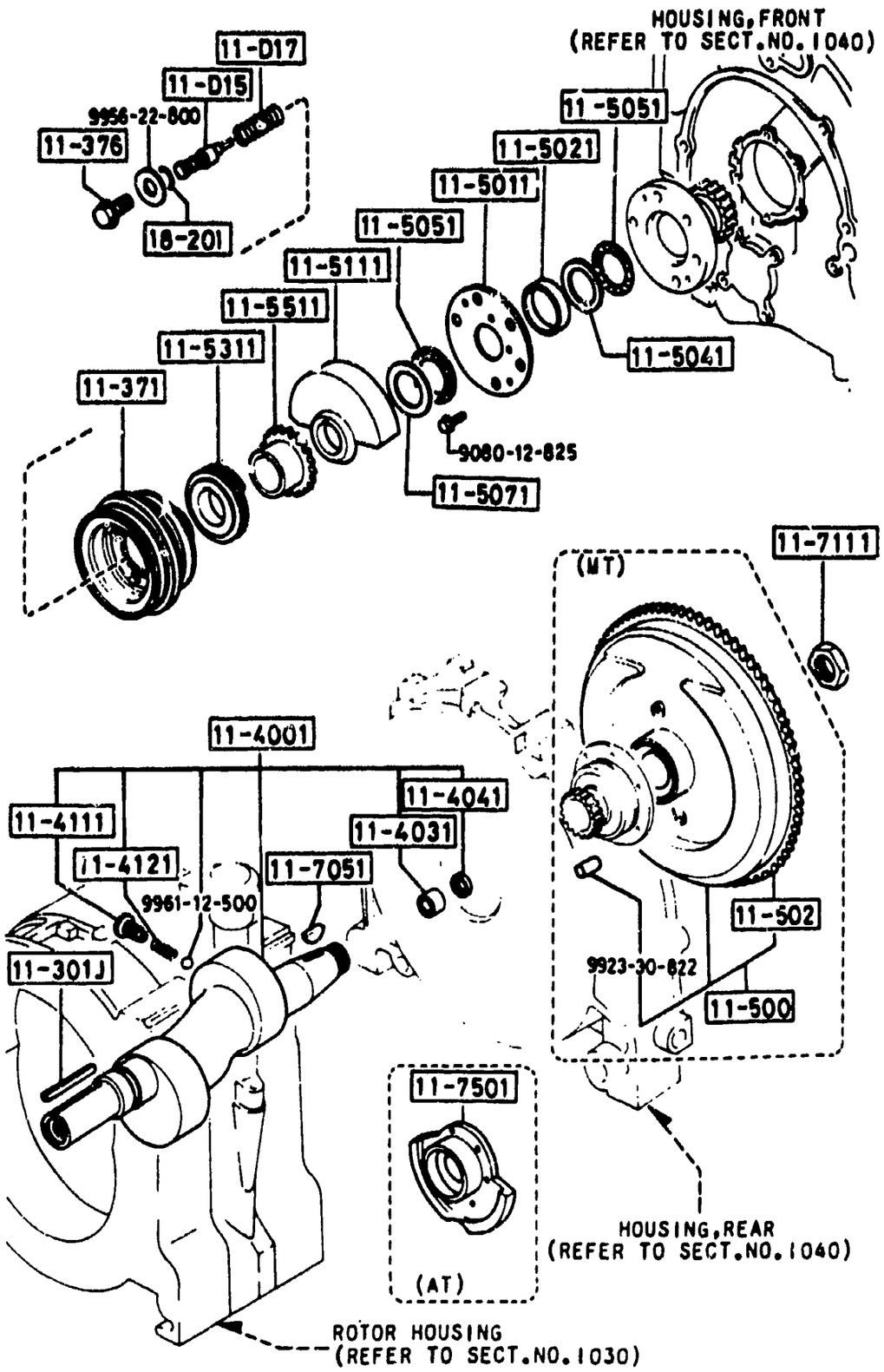

ITEM NO.	D-CODE	DESCRIPTION	PART NO.	QTY	MODEL/DESCRIPTION	REMARKS
	11 301J	KEY, WOODRUFF-PULLEY	9923-60-571	1		
	11 371	PULLEY, CRANKSHAFT	N326-11-4008	1		
	11 376	BOLT, PULLEY	N318-11-420A	1		
	11 4001	SHAFT, ECCENTRIC	N326-11-D00A	1	M/T	
			N327-11-D00A	1	A/T	
	11 4031	BEARING, NEEDLE	N326-11-D03	1	M/T	
	11 4041	SEAL, OIL	1881-11-404	1	M/T	
	11 4111	PLUG, OIL JET	N326-11-D11	2		
	11 4121	SPRING	0839-11-412	2		
	11 500	FLYWHEEL	N326-11-500	1	M/T	
	11 5011	PLATE	1011-11-501	1		
	11 502	GEAR, RING-FLYWHEEL	0866-11-702	1	M/T	
	11 5021	SPACER	0839-11-509	1	L=8MM	
			0839-11-502	1	L=8.02MM	
			0839-11-506	1	L=8.08MM	
			0839-11-508	1	L=8.04MM	
			8519-11-517	1	L=8.06MM	
	11 5041	PLATE, THRUST	1011-11-504	1		
	11 5051	BEARING, NEEDLE	0813-11-505B	2		
	11 5071	WASHER, THRUST	1011-11-507	1		
	11 5111	WEIGHT, BALANCE	N326-11-D61A	1		
	11 5311	GEAR, DRIVE	0839-11-531	1		
	11 5511	GEAR, DRIVE-OIL PUMP	N326-11-D75	1		
	11 7051	KEY, FLYWHEEL	0820-11-705	1		
	11 7111	NUT, LOCK	0810-11-711	1		
	11 7501	WEIGHT, COUNTER	N327-11-521A	1	A/T	
	11 D15	PELLET, THERMO-ECCENTRIC	N326-11-D15	1		
	11 D17	SPRING, THERMO PELLET	N326-11-D17	1		
	18 201	O-RING	9954-10-1105	1		
	99 220	PIN	9923-30-822	3	M/T	7201-

7201 FC33* -532667

1100BA-1 ECCENTRIC SHAFT & FLYWHEEL (TURBO)

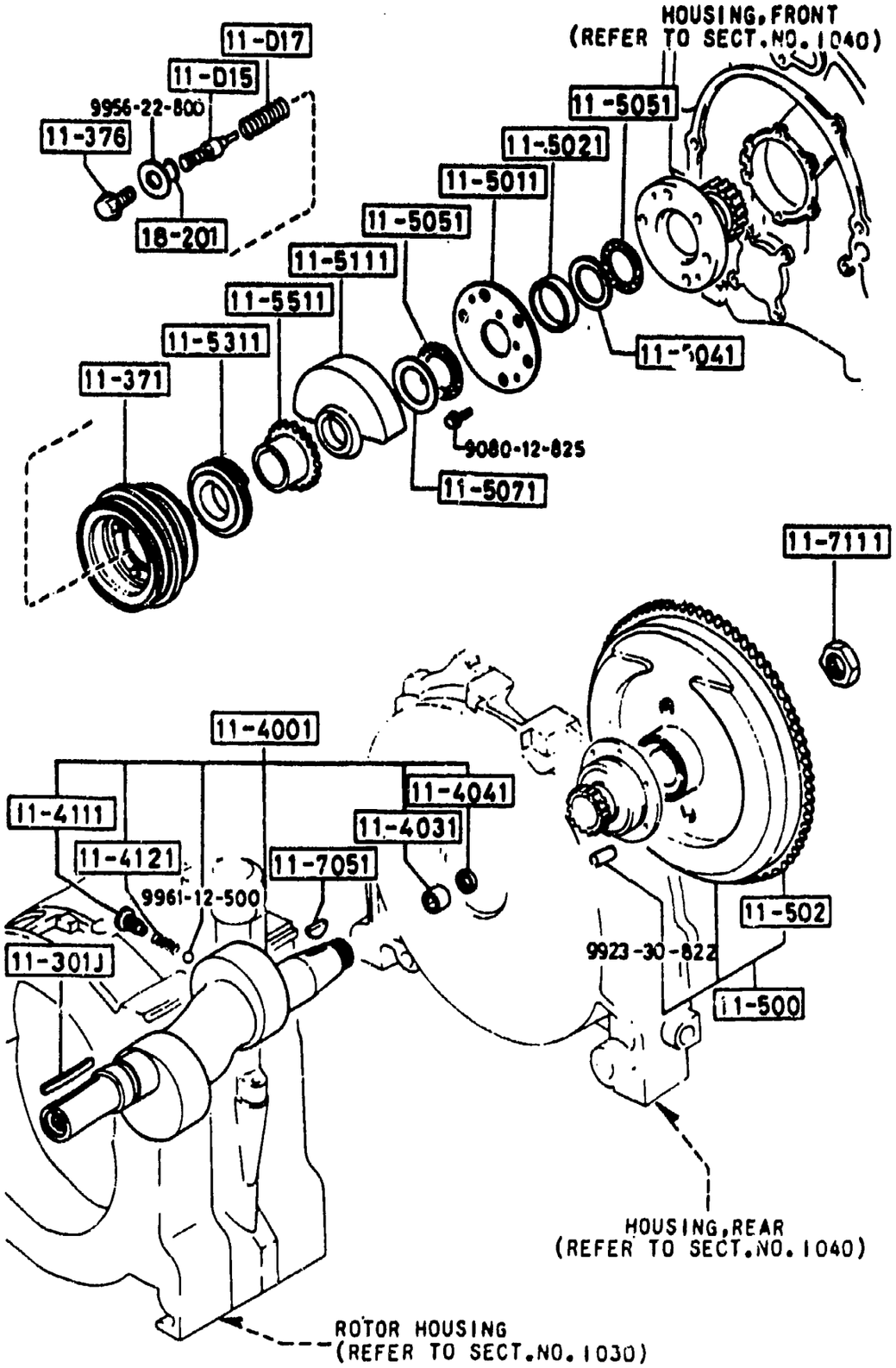

ITEM NO.	D-CODE	DESCRIPTION	PART NO.	QTY	MODEL/DESCRIPTION	REMARKS
	11 301J	KEY, WOODRUFF-PULLEY	99236-0571	1		
	11 371	PULLEY, CRANKSHAFT	N326-11-400B	1		
	11 376	BOLT, PULLEY	N318-11-420A	1		
	11 4001	SHAFT, ECCENTRIC	N326-11-D00A	1		
	11 4031	BEARING, NEEDLE	N326-11-D03	1		
	11 4041	SEAL, OIL	1881-11-404	1		
	11 4111	PLUG, OIL JET	N326-11-D11	2		
	11 4121	SPRING	0839-11-412	2		
	11 500	FLYWHEEL	N318-11-500A	1		
	11 5011	PLATE	1011-11-501	1		
	11 502	GEAR, RING-FLYWHEEL	N318-11-502A	1		
	11 5021	SPACER	0839-11-509	1	L=8MM	
			0839-11-502	1	L=8.02MM	
			0839-11-508	1	L=8.04MM	
			8519-11-517	1	L=8.06MM	
			0839-11-506	1	L=8.08MM	
	11 5041	PLATE, THRUST	1011-11-504	1		
	11 5051	BEARING, NEEDLE	0813-11-505B	2		
	11 5071	WASHER, THRUST	1011-11-507	1		
	11 5111	WEIGHT, BALANCE	N326-11-D61A	1		
	11 5311	GEAR, DRIVE	0839-11-531	1		
	11 5511	GEAR, DRIVE-OIL PUMP	N326-11-D75	1		
	11 7051	KEY, FLYWHEEL	0820-11-705	1		
	11 7111	NUT, LOCK	0810-11-711	1		
	11 D15	PELLET, THERMO-ECCENTRIC	N326-11-D15	1		
	11 D17	SPRING, THERMO PELLET	N326-11-D17	1		
	18 201	O-RING	9954-10-1105	1		
	99 220	PIN	9923-30-822	3		7501-

7501 FC33* -547831

1110B-1 ROTORS & RELATED PARTS (W/O TURBO)

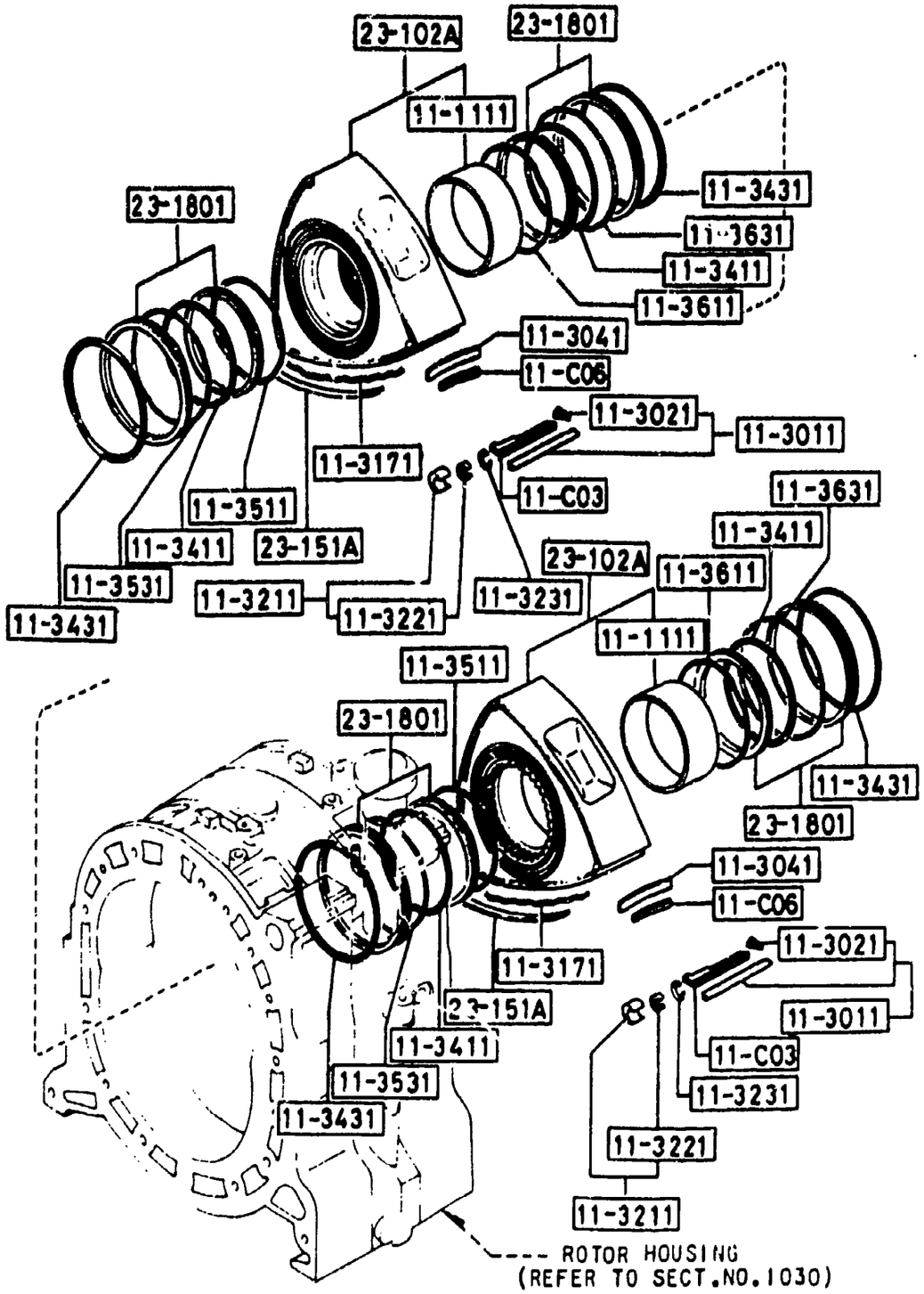

ITEM NO.	D-CODE	DESCRIPTION	PART NO.	QTY	MODEL/DESCRIPTION	REMARKS
	11 1111	BEARING, ROTOR	1011-11-111	2		
	11 3011	SEAL, APEX	N326-11-C00B	6		
	11 3021	PIECE, SIDE	N326-11-C02	6		
	11 3041	SPRING, APEX SEAL	N326-11-C04A	6		
	11 3171	SPRING, SIDE SEAL	N326-11-C17	12		
	11 3211	SEAL, CORNER	N326-11-C20A	12		
	11 3221	PLUG, CORNER SEAL	N326-11-C22A	24		
	11 3231	SPRING, CORNER SEAL	1202-11-323	12		
	11 3411	O-RING, INNER	0820-11-341	4		
	11 3431	O-RING, OUTER	0820-11-341	4		
	11 3511	SPRING, FRT.-INNER	N225-11-351	2		
	11 3531	SPRING, FRT.-OUTER	1011-11-353A	2		
	11 3611	SPRING, REAR-INNER	N225-11-361	2		
	11 3631	SPRING, REAR-OUTER	1011-11-363A	2		
	11 C03	PIECE, 2ND-APEX SEAL	N326-11-C03A	6		
	11 C06	SPRING, OUTER-APEX SEAL	N326-11-C06A	6		
	23 102A	ROTOR	N3Y6-11-800	2	W/O CHROMIUM PLATING	
		<AN>	N3Y6-11-B10	2	W/O CHROMIUM PLATING	
	23 151A	SEAL, SIDE	N3Y6-11-C11	12		
	23 1801	SEAL SET, OIL	8871-23-180	4		

1110BA-1 ROTORS & RELATED PARTS (TURBO)

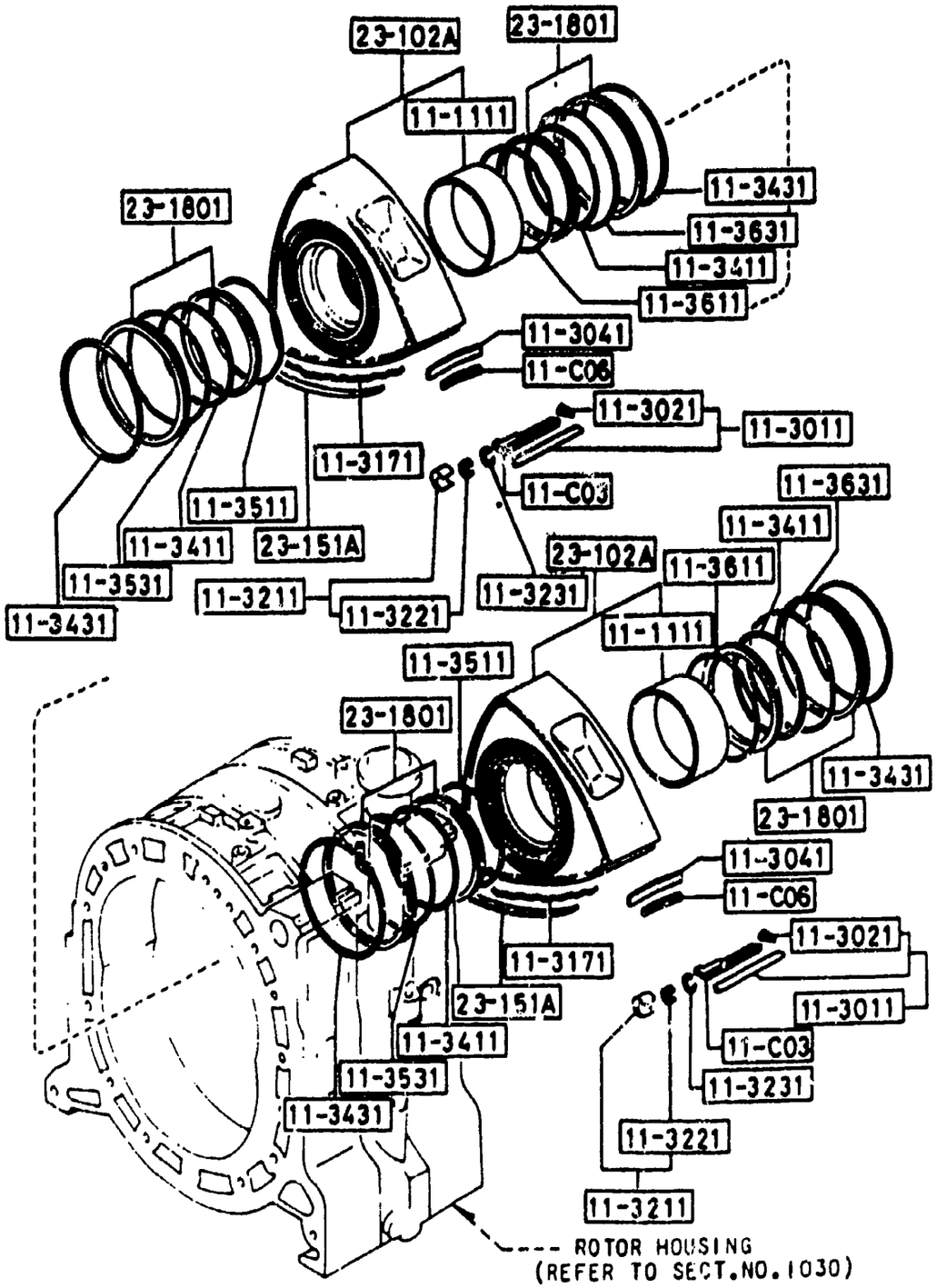

ITEM NO.	D-CODE	DESCRIPTION	PART NO.	QTY	MODEL/DESCRIPTION	REMARKS
	11 1111	BEARING, ROTOR	1011-11-111	2		
	11 3011	SEAL, APEX	N326-11-C00B	6		
	11 3021	PIECE, SIDE	N326-11-C02A	6		
	11 3041	SPRING, APEX SEAL	N326-11-C04A	6		
	11 3171	SPRING, SIDE SEAL	N326-11-C17	12		
	11 3211	SEAL, CORNER	N326-11-C20A	12		
	11 3221	PLUG, CORNER SEAL	N326-11-C22A	24		
	11 3231	SPRING, CORNER SEAL	1202-11-323	12		
	11 3411	O-RING, INNER	0820-11-341	4		
	11 3431	O-RING, OUTER	1202-11-343	4		
	11 3511	SPRING, FRT.-INNER	N225-11-351	2		
	11 3531	SPRING, FRT.-OUTER	1011-11-353A	2		
	11 3611	SPRING, REAR-INNER	N225-11-361	2		
	11 3631	SPRING, REAR-OUTER	1011-11-363A	2		
	11 C03	PIECE, 2ND-APEX SEAL	N326-11-C03	6		
	11 C06	SPRING, OUTER-APEX SEAL	N326-11-C06A	6		
	23 102A	ROTOR	N3Y2-11-B10A	2		
	23 151A	SEAL, SIDE	N3Y1-11-C11	12		
	23 1801	SEAL SET, OIL	8735-23-180	4		

1300B-1 INTAKE MANIFOLD (W/O TURBO)

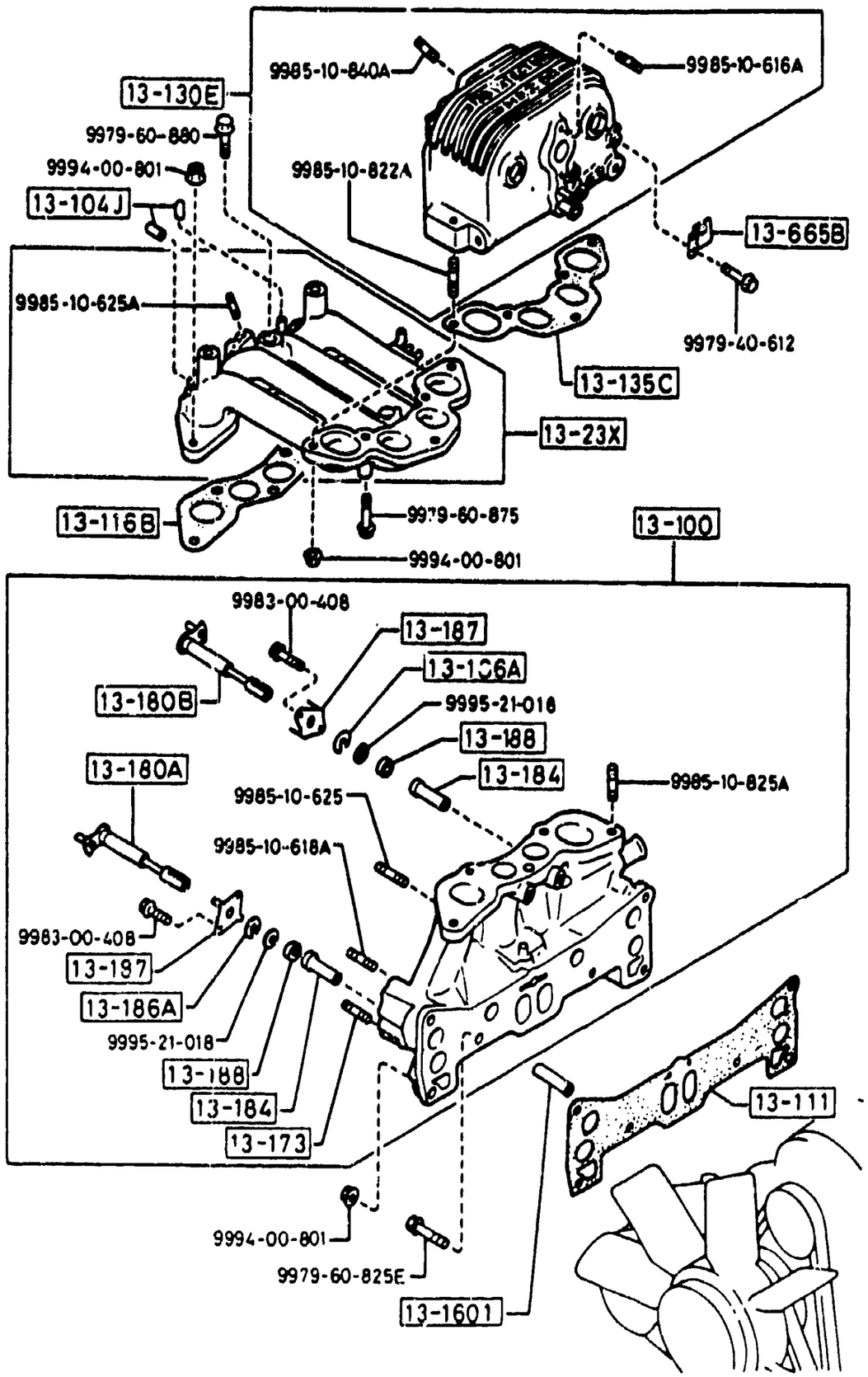

ITEM NO.	D-CODE	DESCRIPTION	PART NO.	QTY	MODEL/DESCRIPTION	REMARKS
	13 100	MANIFOLD, INTAKE	N326-13-100D	1		
	13 104J	CAP, BLIND	1010-13-104	4		
	13 111	GASKET, INTAKE MANIFOLD	N326-13-111	1		
	13 116B	GASKET, RESOLUTION CHAMBER	N326-13-112	1		
	13 130E	TANK, SURGE	N326-13-130A	1		
	13 135C	GASKET	N326-13-135	1		
	13 1601	VALVE, VARIABLE PORT	N225-13-160A	2		
	13 173	STUD	N225-13-173A	2		
	13 180A	SHAFT, VPV CONTROL	N326-13-880A	1		
	13 180B	SHAFT, VPV CONTROL	N327-13-880A	1		
	13 184	BUSHING	N225-13-184	2		
	13 186A	PLATE, LOCATING	N225-13-186	2		
	13 187	COVER	N304-13-187	2		
	13 188	RUBBER, SEALING	N225-13-188A	2		
	13 23X	MANIFOLD, EXTENSION	N326-13-23XE	1	FED.	
			N328-13-23XD	1	CAL.	
	13 665B	BRACKET, ACCEL. WIRE	N326-13-660	1		

1300BA-1 INTAKE MANIFOLD (TURBO)

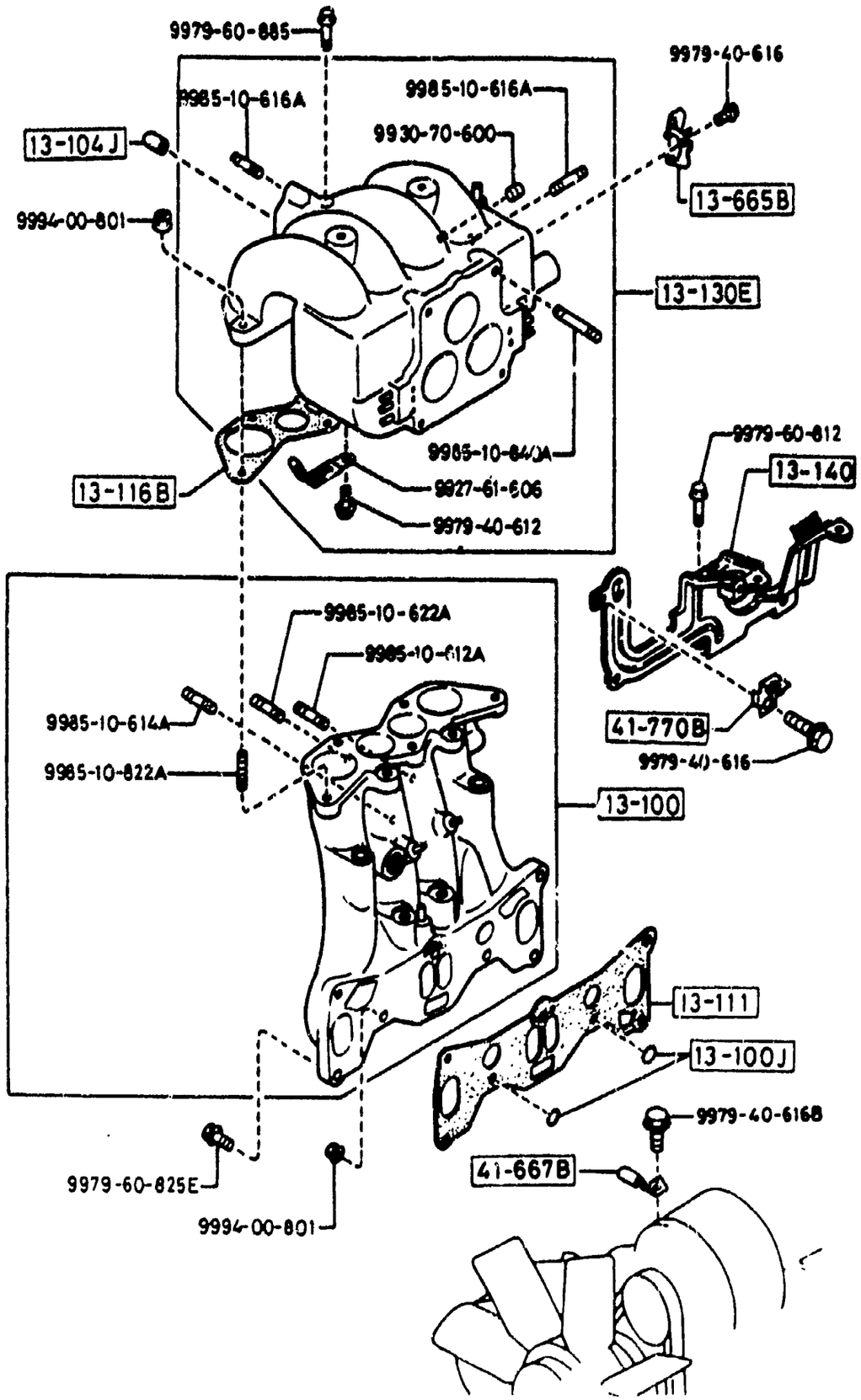

ITEM NO.	D-CODE	DESCRIPTION	PART NO	QTY	MODEL/DESCRIPTION	REMARKS
	13 100	MANIFOLD, INTAKE	N332-13-100A	1	FED.	
			N334-13-100A	1	CAL.	
	13 100J	O-RING	8527-13-113	2		
	13 104J	CAP, BLIND	1010-13-104	1		
	13 111	GASKET, INTAKE MANIFOLD	N318-13-111C	1		
	13 116B	GASKET, RESOLUTION CHAMBER	N318-13-112	1		
	13 130E	TANK, SURGE	N332-13-130C	1		
	13 140	BRACKET, SURGE TANK	N319-13-140D	1		
	13 665B	BRACKET, ACCEL. WIRE	N318-13-660A	1		
	41 667B	BRACKET, ACCEL WIRE-THERMOSTAT	FB44-41-667A	1		
	41 770B	BRACKET, ACCEL. WIRE-SURGE TANK	FB44-41-770A	1		

SECTION INDEX -- ENGINE

STARTING LOCATION	SECT. NO.	SECTION NAME
1 - C 3	1000B	SHORT ENGINE BLOCK & GASKET SETS (W/O TURBO)
1 - D 3	1000BA	SHORT ENGINE & GASKET SETS (TURBO)
1 - E 3	1030B	ROTOR HOUSINGS (W/O TURBO)
1 - F 3	1030BA	ROTOR HOUSINGS (TURBO)
1 - G 3	1040B	OIL PAN, FRONT & REAR HOUSING (W/O TURBO)
1 - H 3	1040BA	OIL PAN, FRONT & REAR HOUSING (TURBO)
1 - I 3	1100B	ECCENTRIC SHAFT & FLYWHEEL (W/O TURBO)
1 - J 3	1100BA	ECCENTRIC SHAFT & FLYWHEEL (TURBO)
1 - K 3	1110B	ROTORS & RELATED PARTS (W/O TURBO)
1 - L 3	1110BA	ROTORS & RELATED PARTS (TURBO)
1 - M 3	1300B	INTAKE MANIFOLD (W/O TURBO)
1 - N 3	1300BA	INTAKE MANIFOLD (TURBO)
1 - C 4	1310B	EXHAUST MANIFOLD (W/O TURBO)
1 - D 4	1310BA	EXHAUST MANIFOLD (TURBO)
1 - G 4	1320B	FUEL SYSTEM (W/O TURBO)
1 - I 4	1320BA	FUEL SYSTEM (TURBO)
1 - K 4	1330B	AIR CLEANER (W/O TURBO)
1 - L 4	1330BA	AIR CLEANER (TURBO)
1 - M 4	1350B	STARTING ASSIST SYSTEM (W/O TURBO)
1 - N 4	1350BA	STARTING ASSIST SYSTEM (TURBO)
1 - C 5	1364B	THROTTLE BODY COMPONENTS (W/O TURBO)
1 - D 5	1364BA	THROTTLE BODY COMPONENTS (TURBO)
1 - E 5	1371B	AIR PUMP & AIR CONTROL VALVE (W/O TURBO)
1 - F 5	1371BA	AIR PUMP & AIR CONTROL VALVE (TURBO)
1 - G 5	1380B	EMISSION CONTROL SYSTEM (EXHAUST SIDE) (W/O TURBO)
1 - K 5	1380BA	EMISSION CONTROL SYSTEM (EXHAUST SIDE) (TURBO)
1 - C 6	1400B	OIL PUMP & FILTER (W/O TURBO)
1 - E 6	1400BA	OIL PUMP & FILTER (TURBO)
1 - G 6	1500B	COOLING SYSTEM (W/O TURBO)
1 - I 6	1500BA	COOLING SYSTEM (TURBO)
1 - K 6	1580B	BRACKET, PULLEY & BELT
1 - L 6	1600	CLUTCH DISC & COVER (MANUAL) (W/O TURBO)
1 - M 6	1600A	CLUTCH DISC & COVER (MANUAL) (TURBO)
1 - N 6	1700	TRANSMISSION CASE (MANUAL) (W/O TURBO)
1 - C 7	1700A	TRANSMISSION CASE (MANUAL) (TURBO)
1 - D 7	1710	TRANSMISSION GEARS (MANUAL) (W/O TURBO)
1 - G 7	1710A	TRANSMISSION GEARS (MANUAL) (TURBO)
1 - J 7	1720	CHANGE CONTROL SYSTEM (MANUAL) (W/O TURBO)
1 - K 7	1720A	CHANGE CONTROL SYSTEM (MANUAL) (TURBO)
1 - L 7	1800B	ENGINE ELECTRICAL SYSTEM (W/O TURBO)
1 - C 8	1800BA	ENGINE ELECTRICAL SYSTEM (TURBO)
1 - F 8	1830B	ALTERNATOR (W/O TURBO)
1 - G 8	1830BA	ALTERNATOR (TURBO)
1 - H 8	1840B	STARTER (W/O TURBO)
1 - I 8	1840BA	STARTER (TURBO)
1 - J 8	1850B	BATTERY
1 - K 8	1910	TORQUE CONVERTER, OIL PUMP & PIPINGS (AUTOMATIC)
1 - L 8	1920	TRANSMISSION CASE & MAIN CONTROL SYSTEM (AUTOMATIC)
1 - C 9	1925	CONTROL VALVE (AUTOMATIC)
1 - E 9	1930	CLUTCHES & PLANETARY GEARS (AUTOMATIC)
1 - H 9	1940	GOVERNOR, LOW & REVERSE PISTON (AUTOMATIC)
1 - I 9	1950	MANUAL LINKAGE SYSTEM (AUTOMATIC)
1 - [illegible]	1960	GASKET & SEAL KIT (AUTOMATIC)

1310B-1 EXHAUST MANIFOLD (W/O TURBO)

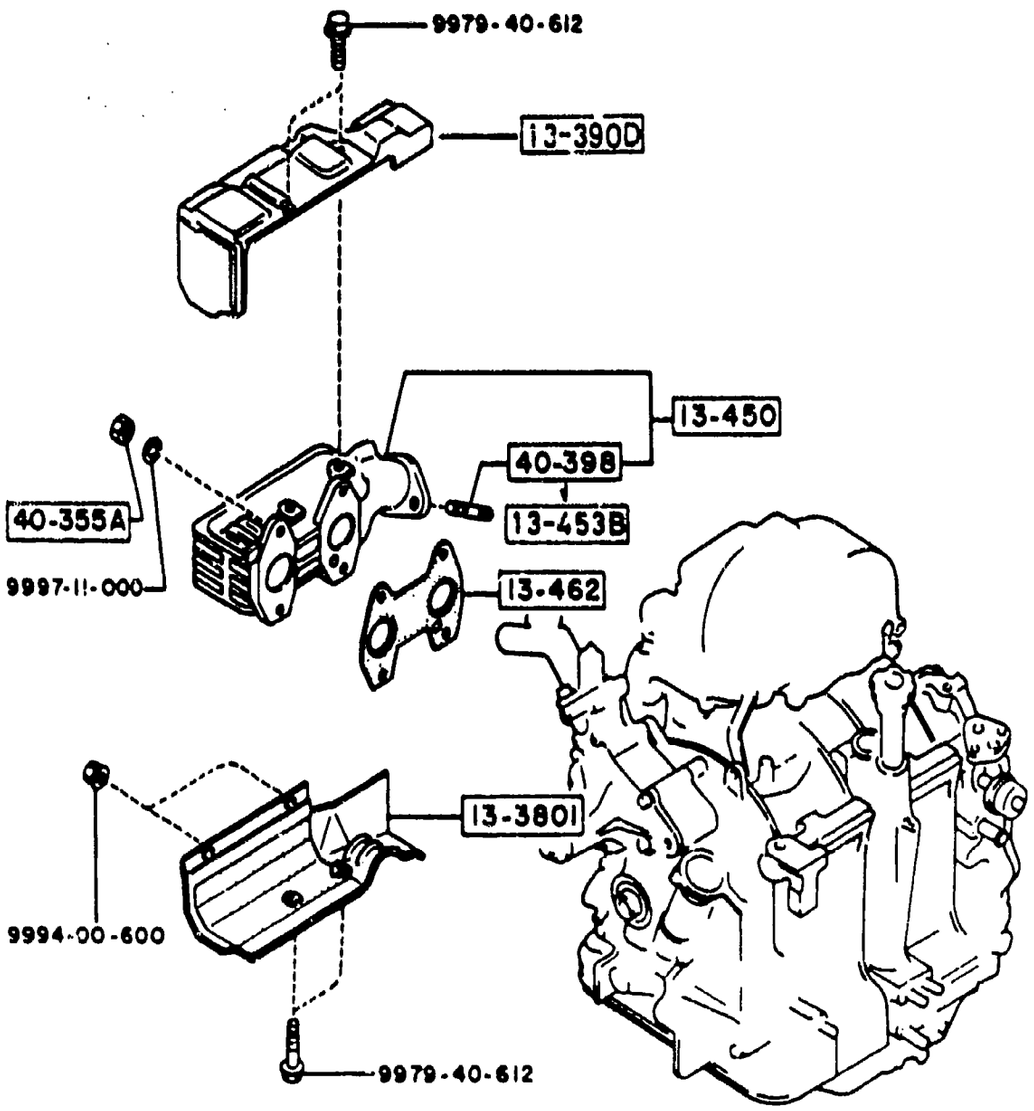

ITEM NO	D-CODE	DESCRIPTION	PART NO.	QTY	MODEL/DESCRIPTION	REMARKS
	13 3801	PLATE, ABSORBER	N326-13-C80A	1		
	13 390D	INSULATOR, EXHAUST MANIFOLD	N326-13-390B	1		
	13 450	MANIFOLD, EXHAUST	N326-13 [illegible]	1		
	13 453B	STUD	N326-40-353	2		5903-
	13 462	GASKET, EXHAUST MANIFOLD	N326-13-461	1		
	40 355A	NUT	2158-40-355	4		
	40 398	STUD	N326-40-353	2		

5903 FC33* -102271

1310BA-1 EXHAUST MANIFOLD (TURBO)

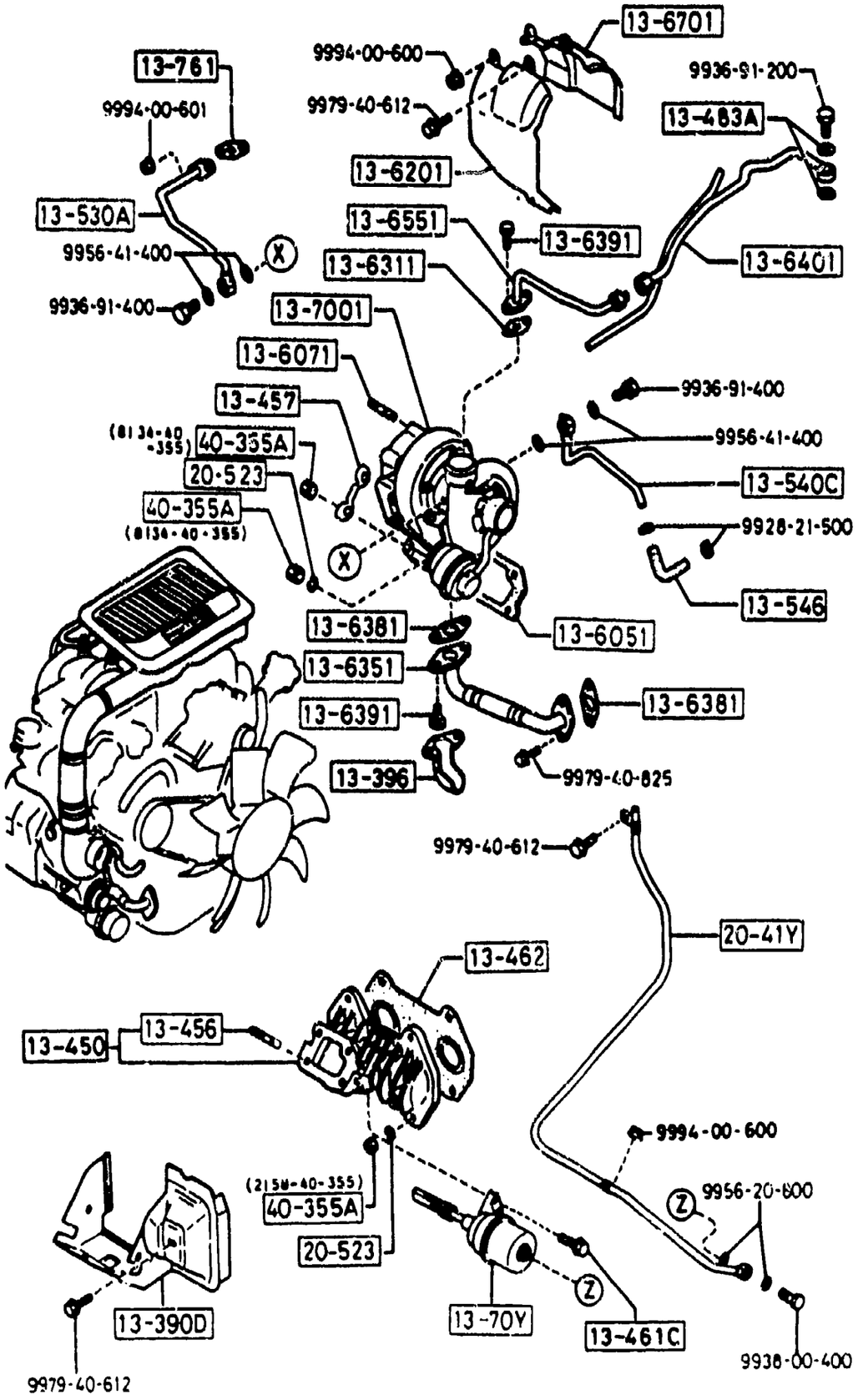

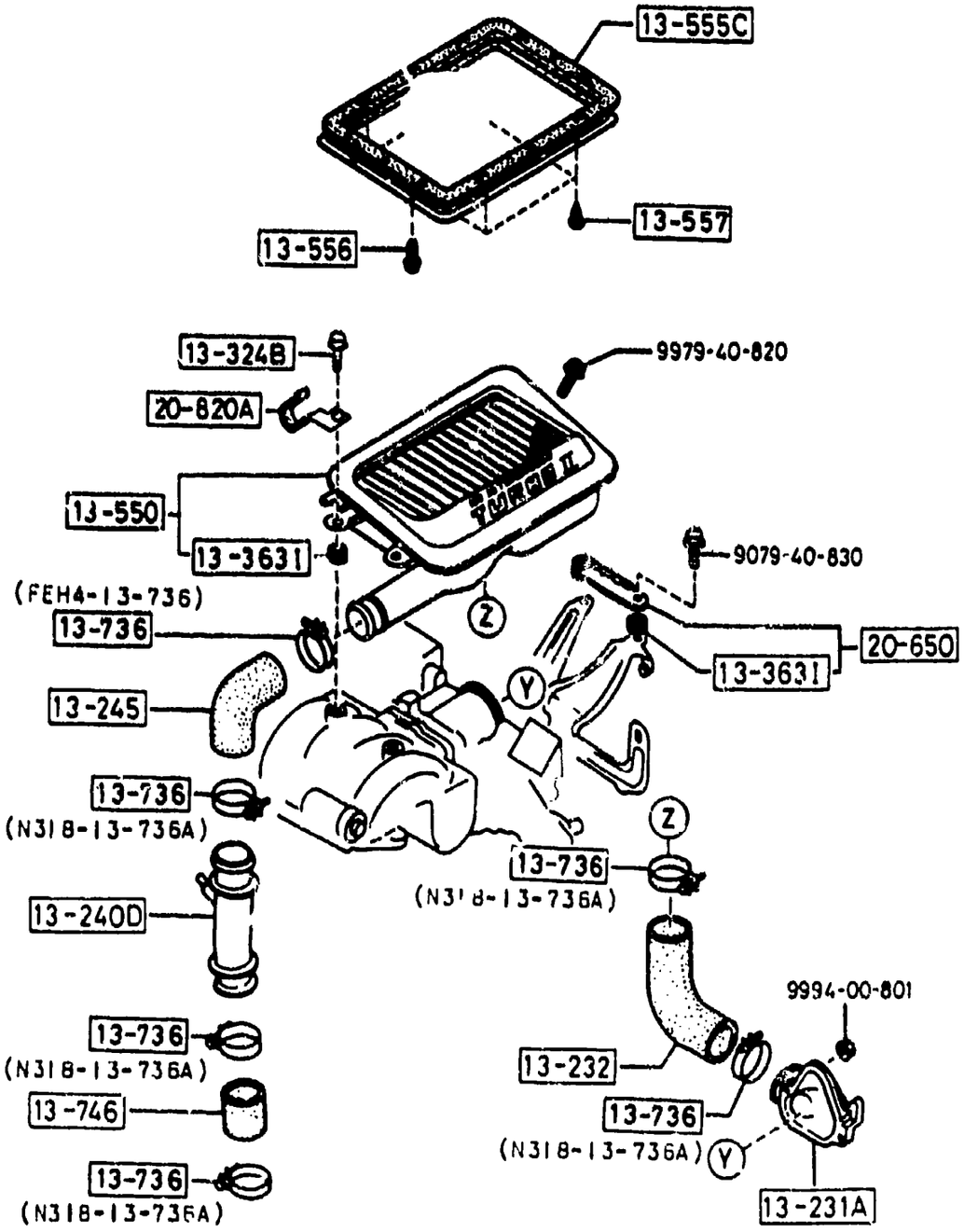

1310BA-2 EXHAUST MANIFOLD (TURBO)

SEE ILLUSTRATION/S AT FRAME 1 - D 4

ITEM NO.	D-CODE	DESCRIPTION	PART NO.	QTY	MODEL/DESCRIPTION	REMARKS
	13 231A	PIPE, AIR	N318-13-332B	1		
	13 232	SEAL, RUBBER	N318-13-246C	1		
	13 240D	PIPE, AIR INTAKE-INTERCOOLER	N318-13-24XA	1		
	13 245	JOINT, RUBBER	N319-13-245A	1		
	13 324B	BOLT, INTERCOOLER	N318-13-324	2		
	13 3631	RUBBER, INSULATION	N318-13-363	4		
	13 390D	INSULATOR, EXHAUST MANIFOLD	N332-13-390A	1		
	13 450	MANIFOLD, EXHAUST	N332-13-450A	1		
	13 456	STUD	N318-13-456	4		
	13 457	WASHER, LOCK-TURBO CHARGER	N318-13-457	1		
	13 461C	BOLT	N318-13-463B	2		
	13 462	GASKET, EXHAUST MANIFOLD	N318-13-461	1		
	13 483A	GASKET	N236-13-483	2		
	13 530A	PIPE, WATER INTAKE-TURBO CHARGER	N318-13-530	1		-6401
			N319-13-530A	1		6401-
	13 540C	PIPE, WATER OUTLET-TURBO CHARGER	N319-13-540	1		
	13 546	HOSE, WATER-TURBO CHARGER WATER-PIPE	N318-13-546	1		
	13 550	INTERCOOLER	N332-13-550	1		
	13 555C	RUBBER, SEAL-INTERCOOLER	N318-13-555A	1		
	13 556	SCREW, SEAL RUBBER-INTERCOOLER	N319-13-556A	4		
	13 557	CLIP, SEAL RUBBER-INTERCOOLER	N318-13-557	4		
	13 6051	GASKET	N318-13-711	1		
	13 6071	STUD	N253-13-607A	3		
	13 6201	INSULATOR, TURBO	N332-13-380C	1		
	13 6311	GASKET, OIL PIPE	N236-13-631	1		
	13 6351	PIPE, OIL OUTLET	N318-14-290	1		
	13 6381	GASKET, OIL PIPE	N236-13-638	2		
	13 6391	BOLT, OIL PIPE	N236-13-639	4		
	13 6401	PIPE, OIL INLET	N318-14-270B	1		
	13 6551	PIPE, OIL INLET	N318 14-280C	1		
	13 6701	INSULATOR, TURBO	N332-13-38XC	1		
	13 7001	CHARGER, TURBO	N318-13-700C	1		
	13 70Y	ACTUATOR, EXHAUST VALVE	N332-13-70YA	1		
	13 736	CLAMP, HOSE-A.I. PIPE SIDE	FEH4-13-736	1		
			N318-13-736A	5		
	13 746	JOINT, RUBBER	N236-13-746A	1		
	13 761	GASKET	N318-13-164A	1		

6401 FC33* -140158

1310BA-3 EXHAUST MANIFOLD (TURBO)

ITEM NO.	D-CODE	DESCRIPTION	PART NO.	QTY	MODEL/DESCRIPTION	REMARKS
	20 41Y	PIPE, AIR-VALVE ACTUATOR	N332-20-41YD	1		
	20 523	WASHER, PLAIN	E508-20-523	6		
	20 650	BRACKET, INTERCOOLER	N318-13-56X	1		
	20 820A	CLIP, WATER HOSE-BY, A.C.V.	N318-20-820	1		
	40 355A	NUT	8134-40-355	4		

SEE ILLUSTRATION/S AT FRAME 1 - D 4

1320B-1 FUEL SYSTEM (W/O TURBO)

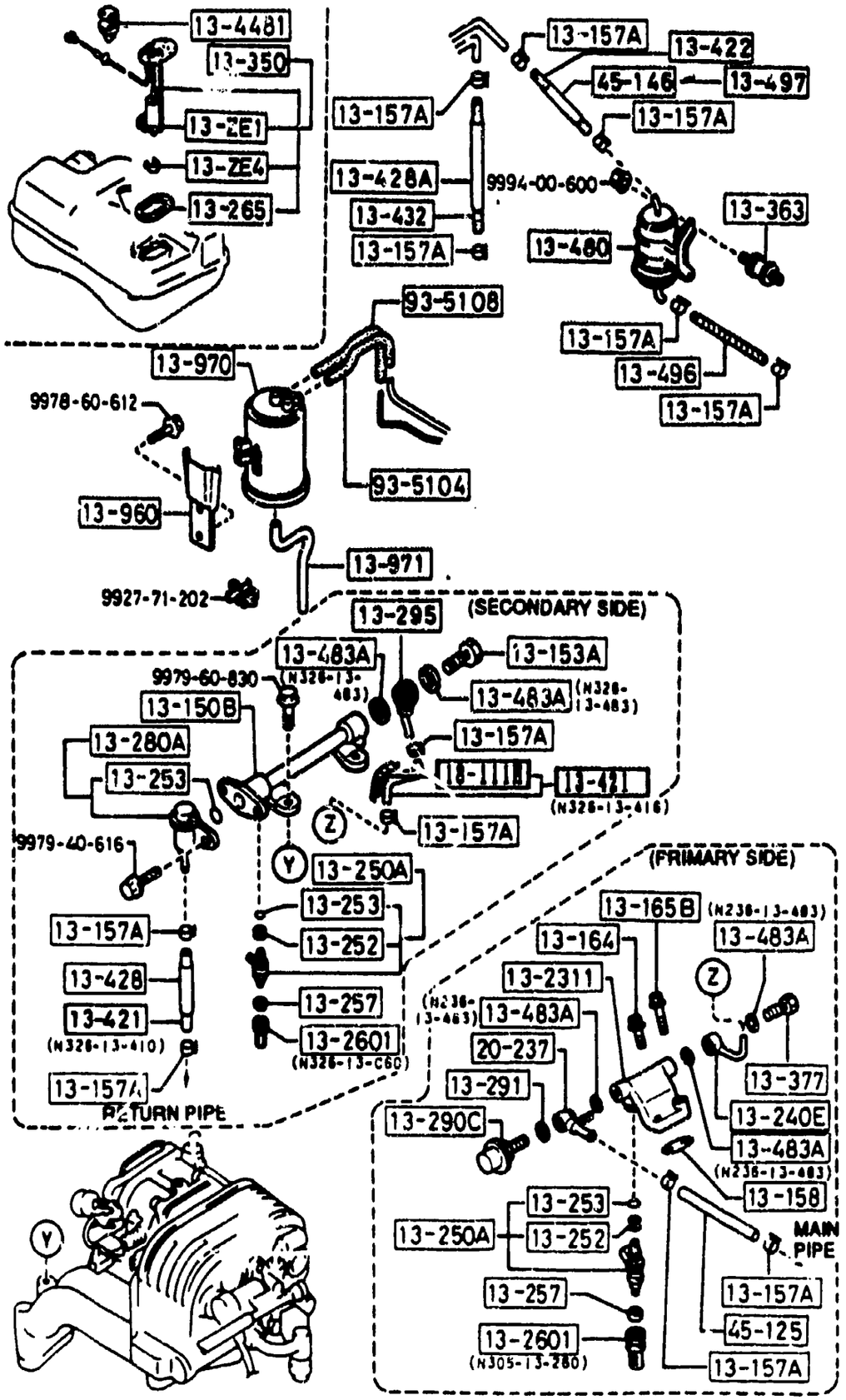

ITEM NO.	D-CODE	DESCRIPTION	PART NO.	QTY	MODEL/DESCRIPTION	REMARKS
	13 150B	DISTRIBUTOR, FUEL	N326-13-151A	1		
	13 153A	BOLT, CONNECTOR	N326-13-153	1		
	13 157A	CLIP	8574-13-157	12		
	13 158	INSULATOR, FUEL DISTRIBUTOR	N326-13-158	1		
	13 164	BOLT, FUEL DISTRIBUTOR	N326-13-164	1		
	13 165B	BOLT, FUEL DISTRIBUTOR REAR SIDE	N326-13-165	1		
	13 2311	PIPE, DELIVERY	N327-13-151	1		
	13 240E	PIPE, CONNECTOR	N326-13-285	1		
	13 250A	INJECTOR, FUEL	N326-13-250	4		-7601
		REFER TO SERV. BULL. NO. 049/88, CAT. 4 FOR MORE INFO.				
			N327-13-250	4		7601-
	13 252	GROMMET	8574-13-252	4		
	13 253	O-RING	8574-13-253	5		
	13 257	INSULATOR, INJECTION	N326-13-257	4		
	13 2601	SOCKET, AIR BLEED	N326-13-C60	2		
			N305-13-260	2		
	13 265	GASKET	N326-60-962	1		
	13 280A	PRESSURE REGULATOR, FUEL	N326-13-280	1		
	13 290C	DAMPER, PULSATION	N304-13-230	1		
	13 291	GASKET	N304-13-291	1		
	13 295	CONNECTOR, FUEL	N326-13-295B	1		
	13 350	PUMP, FUEL	N326-13-350A	1		
	13 363	RUBBER, INSULATION	N236-13-363	2		
	13 377	BOLT, CONNECTOR	0552-13-377	1		
	13 421	HOSE, FUEL MAIN	N326-13-410	1		
			N326-13-416	1		
	13 422	PIPE-FUEL	FE69-13-496	1		-5B01
			8574-13-422	1		5B01-
	13 428	PROTECTOR	N326-13-428A	1		
	13 428A	PROTECTOR	FE87-13-428	1		
	13 432	HOSE, FUEL	N326-13-431B	1		5A01-
	13 4481	CLIP	N326-20-811	1		
	13 480	FILTER, FUEL	N326-20-490	1		
	13 483A	GASKET	N236-13-483	3		
			N326-13-483	2		
	13 496	HOSE, FUEL	N326-13-49XC	1		
	13 497	HOSE, FUEL	N327-13-497	2		-5A01
				1		5A01-
	13 960	BRACKET, CANISTER	N326-13-961A	1		

5A01 FC33* -107570
5B01 FC33* -113629
7601 FC33* -550168

1320B-2 FUEL SYSTEM (W/O TURBO)

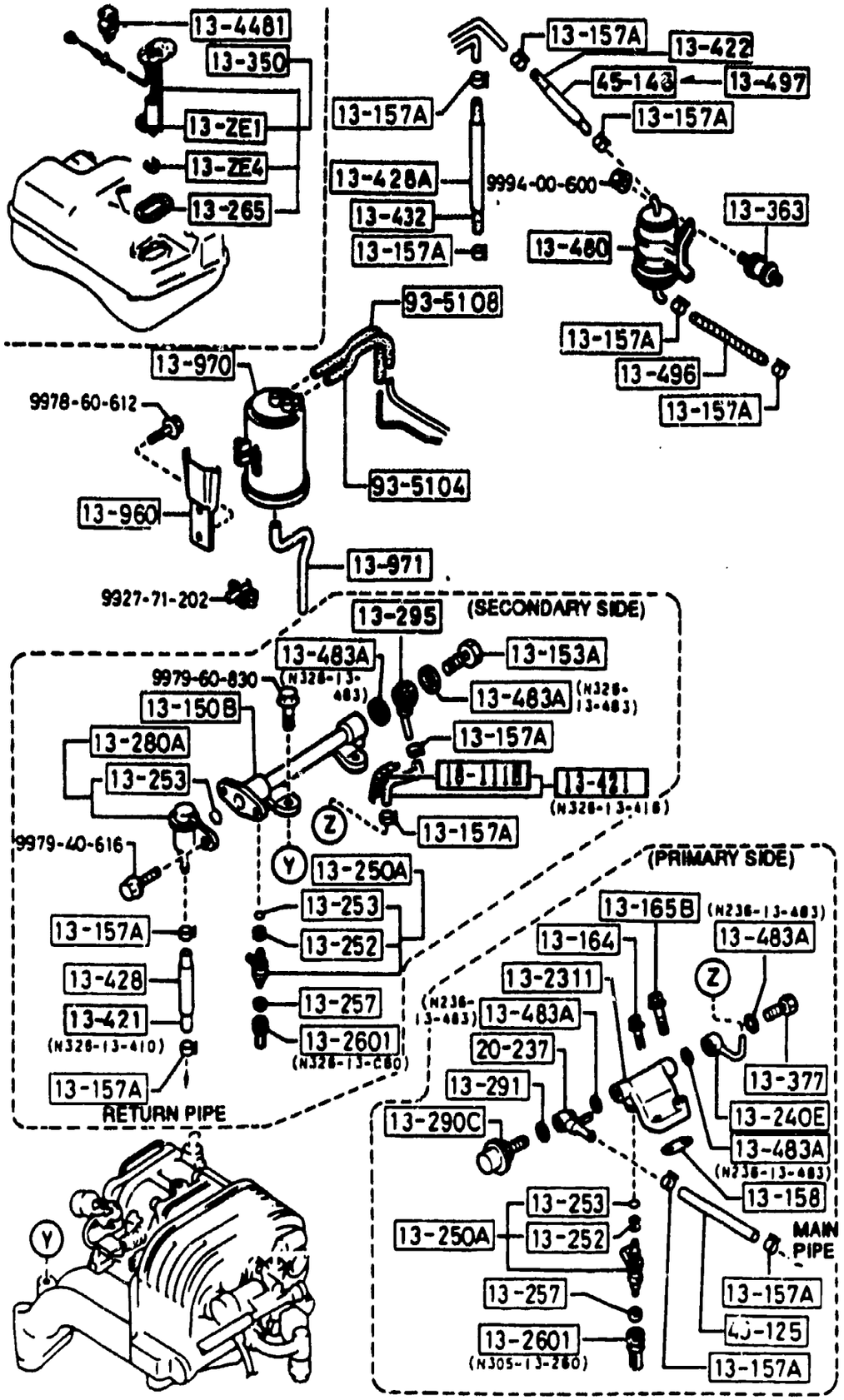

ITEM NO.	D-CODE	DESCRIPTION	PART NO.	QTY	MODEL/DESCRIPTION	REMARKS
	13 970	CANISTER	N326-13-970	1		
	13 971	HOSE, VENTILATION	N326-13-971	1		
	13 ZE1	FILTER, FUEL PUMP	N327-13-ZE1	1		
	13 ZE4	WASHER, LOCK-PUMP FILTER	FEH2-13-ZE4	1		
	20 237	CONNECTOR, FUEL	N326-13-275B	1		
	45 125	HOSE, FUEL	FA66-45-125A	1		5A01-
	45 146	PROTECTOR, FUEL HOSE	8116-45-146	1		5A01-
	93 5104	HOSE	9935-10-4999	1		
	93 5108	HOSE	9935-10-8999	1		

5A01 FC[illegible] -107570

1320BA-1 FUEL SYSTEM (TURBO)

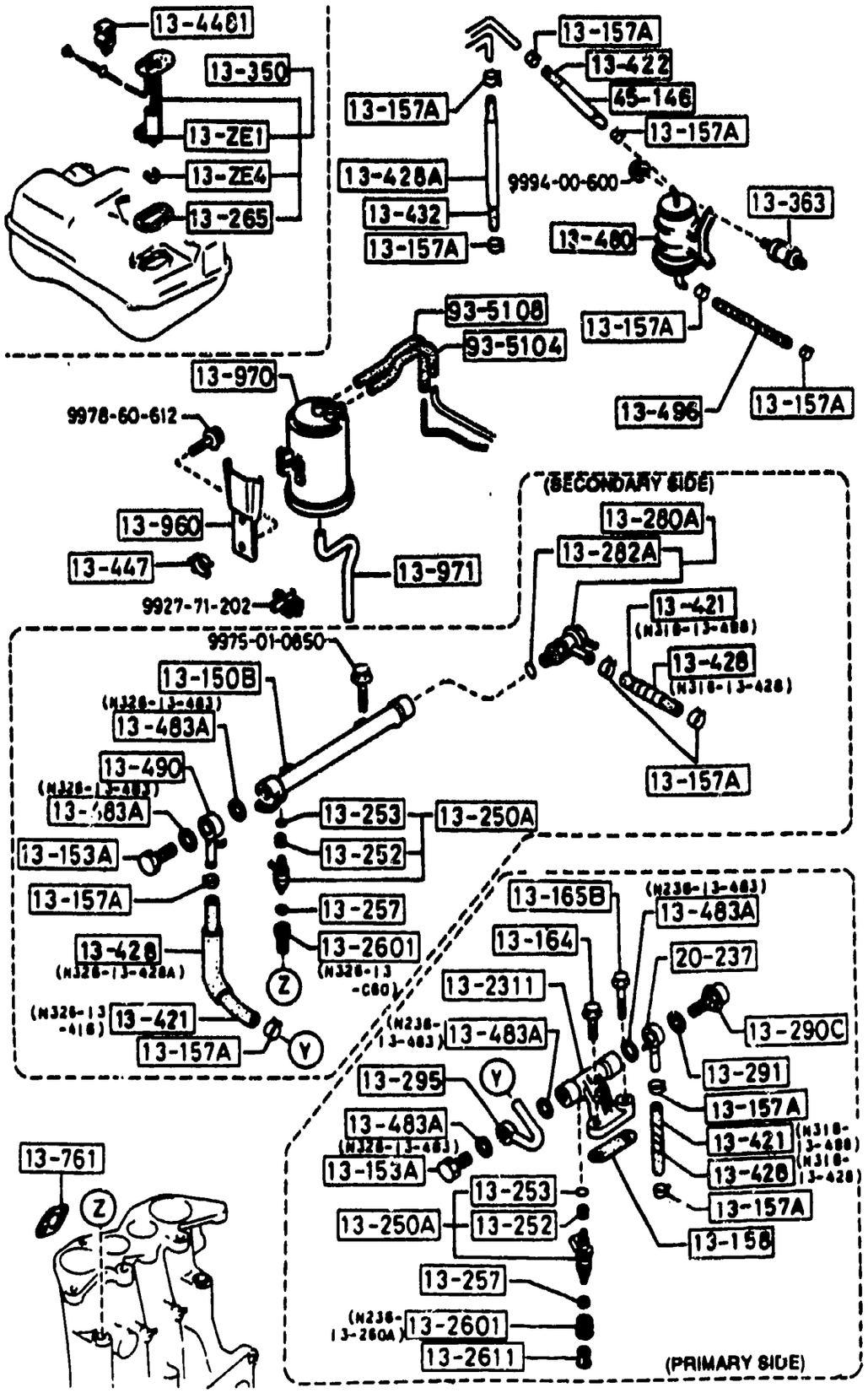

ITEM NO.	D-CODE	DESCRIPTION	PART NO.	QTY	MODEL/DESCRIPTION	REMARKS
	13 150B	DISTRIBUTOR, FUEL	N333-13-151	1		
	13 153A	BOLT, CONNECTOR	N326-13-153	2		
	13 157A	CLIP	8574-13-157	12		
	13 158	INSULATOR, FUEL DISTRIBUTOR	N326-13-158	1		
	13 164	BOLT, FUEL DISTRIBUTOR	N326-13-164	1		
	13 165B	BOLT, FUEL DISTRIBUTOR REAR SIDE	N326-13-165	1		
	13 2311	PIPE, DELIVERY	N332-13-151	1		
	13 250A	INJECTOR, FUEL	N318-13-250	4		-7601
		REFER TO SERV. BULL. NO. 049/88, CAT. 4 FOR MORE INFO.				
			N319-13-250	4		7601-
	13 252	GROMMET	8574-13-252	4		
	13 253	O-RING	8574-13-253	4		
	13 257	INSULATOR, INJECTION	N326-13-257	4		
	13 2601	SOCKET, AIR BLEED	N326-13-C60	2		
			N236-13-260A	2		
	13 2611	PLATE, MIXING	N236-13-261	2		
	13 265	GASKET	N326-60-962	1		
	13 280A	PRESSURE REGULATOR, FUEL	N318-13-280	1		
	13 282A	O-RING, PRESSURE REGULATOR	N253-13-282	1		
	13 290C	DAMPER, PULSATION	N304-13-230	1		
	13 291	GASKET	N304-13-291	1		
	13 295	CONNECTOR, FUEL-FUEL DISTRIBUTOR	N318-13-295A	1		
	13 350	PUMP, FUEL	N318-13-350A	1		
	13 363	RUBBER, INSULATION	N236-13-363	2		
	13 421	HOSE, FUEL MAIN	N326-13-416	1		
			N318-13-498	2		
	13 422	PIPE-FUEL	8574-13-422	1		
	13 428	PROTECTOR	N318-13-428	2		
			N326-13-428A	1		
	13 428A	PROTECTOR	FE87-13-428	1		
	13 432	HOSE, FUEL	N326-13-431B	1		
	13 447	CLIP	N326-13-447	2		
	13 4481	CLIP	N326-20-811	1		
	13 480	FILTER, FUEL	N326-20-490	1		
	13 483A	GASKET	N236-13-483	3		
			N326-13-483	4		
	13 490	CONNECTOR, FUEL	N318-13-285	1		
	13 496	HOSE, FUEL	N326-13-49XC	1		
	13 761	GASKET	N318-13-164A	1		

7601 FC33* -550168

1320BA-2 FUEL SYSTEM (TURBO)

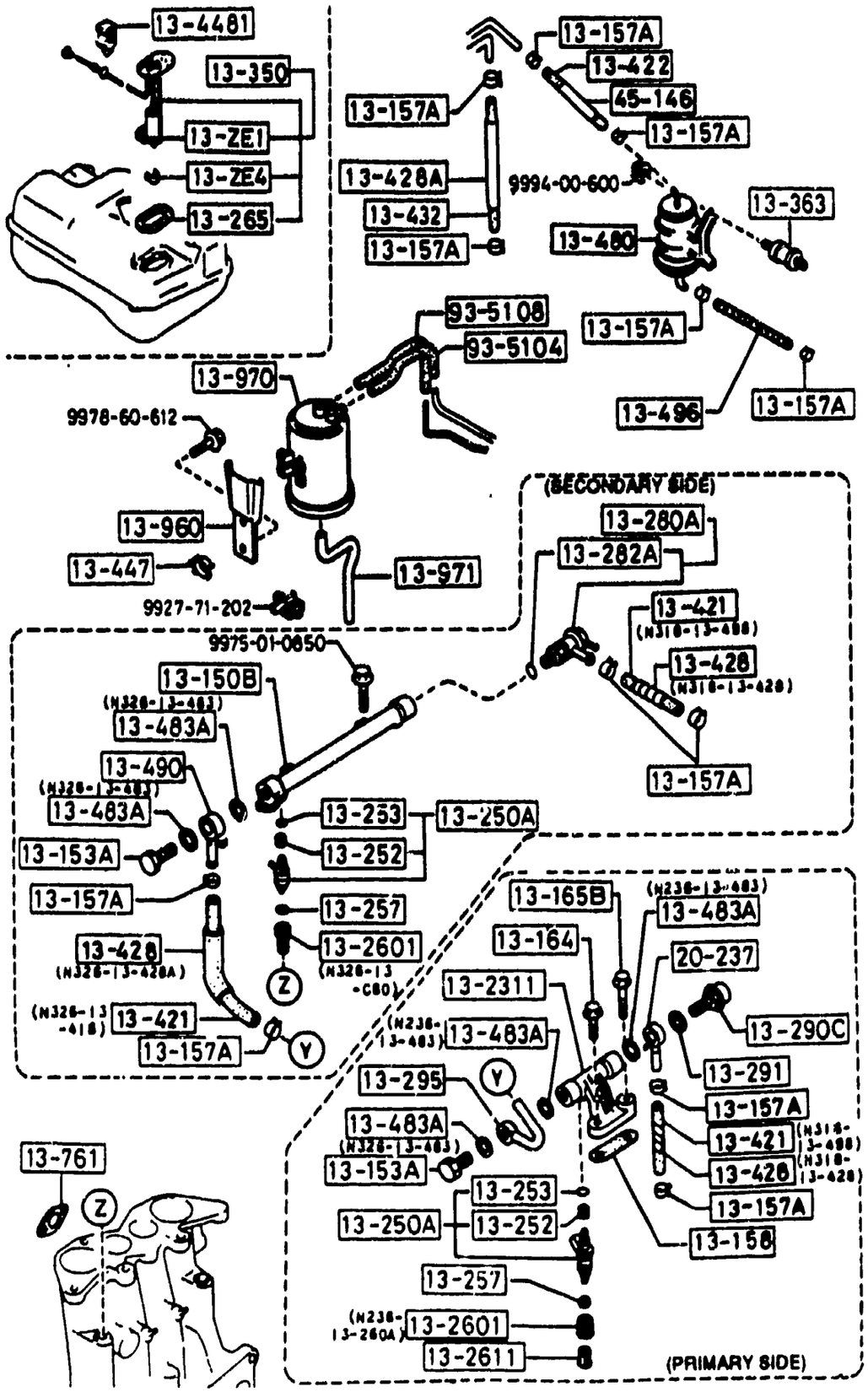

ITEM NO.	D-CODE	DESCRIPTION	PART NO.	QTY	MODEL/DESCRIPTION	REMARKS
	13 960	BRACKET, CANISTER	N326-13-961A	1		
	13 970	CANISTER	N326-13-970	1		
	13 971	HOSE, VENTILATION	N326-13-971	1		
	13 ZE1	FILTER, FUEL PUMP	N327-13-ZE1	1		
	13 ZE4	WASHER, LOCK-PUMP FILTER	FEH2-13-ZE4	1		
	20 237	CONNECTOR, FUEL	N318-13-275	1		
	45 146	PROTECTOR, FUEL HOSE	8116-45-146	1		
	93 5104	HOSE	9935-10-4999	1		
	93 5108	HOSE	9935-10-8999	1		

1330B-1 AIR CLEANER (W/O TURBO)

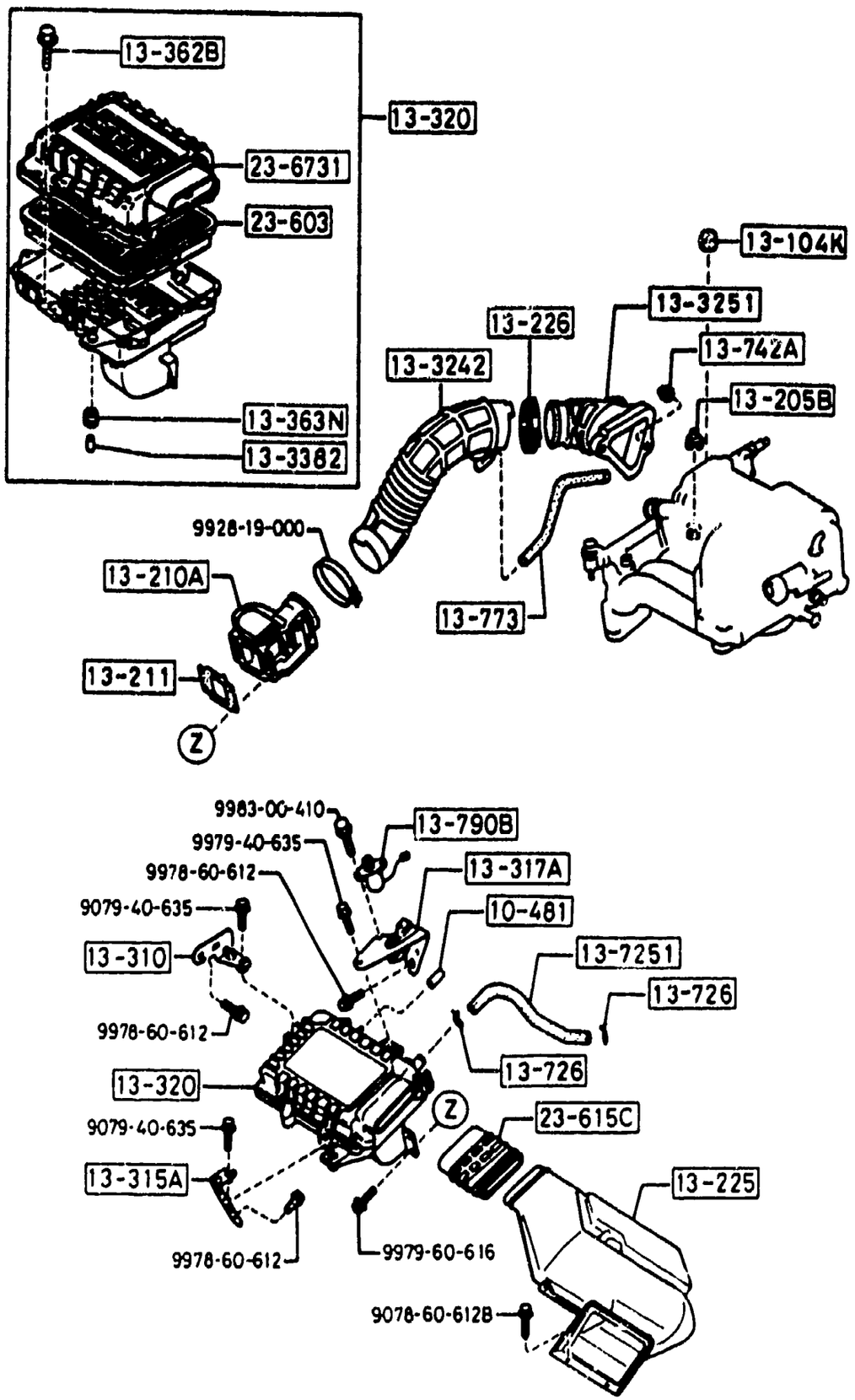

ITEM NO.	D-CODE	DESCRIPTION	PART NO.	QTY	MODEL/DESCRIPTION	REMARKS
	10 481	CAP	2306-10-481	1	FED.	
	13 104K	CAP, BLIND	N326-13-104	1		
	13 205B	CAP, IDLE SWITCH	1481-13-205C	1		
	13 210A	METER, AIR FLOW	N326-13-210	1		
	13 211	GASKET	N326-13-211C	1		
	13 225	DUCT, FRESH AIR	N326-13-201D	1		
	13 226	CLAMP, HOSE	FE05-13-240	1		
	13 310	BRACKET, AIR CLEANER	N326-20-200A	1		
	13 315A	BRACKET, AIR CLEANER	N326-20-210A	1		
	13 317A	BRACKET, AIR CLEANER	N326-20-220B	1		
	13 320	CLEANER, AIR	N326-13-320B	1		
	13 3242	HOSE, AIR INTAKE	N326-13-222B	1		
	13 3251	DUCT, AIR	N326-13-221A	1		
	13 3382	SPACER	FE51-13-329	3		
	13 362B	SCREW	N326-13-234A	8		
	13 363N	RUBBER, MOUNTING	FE51-13-363	3		
	13 7251	HOSE, AIR	N326-20-751	1		
	13 726	CLIP, AIR HOSE	1480-13-726	2		
	13 742A	NUT, CAP	N236-13-742	2		
	13 773	HOSE, AIR-BY-PASS	N326-13-773A	1		
	13 790B	RESISTOR, VARIABLE	N236-13-790B	1		
	23 603	ELEMENT, AIR CLEANER	N326-13-Z40	1		
	23 615C	DUCT, FRESH AIR	N326-13-202A	1		
	23 6731	COVER, AIR CLEANER	N326-13-Z01	1		

1330BA-1 AIR CLEANER (TURBO)

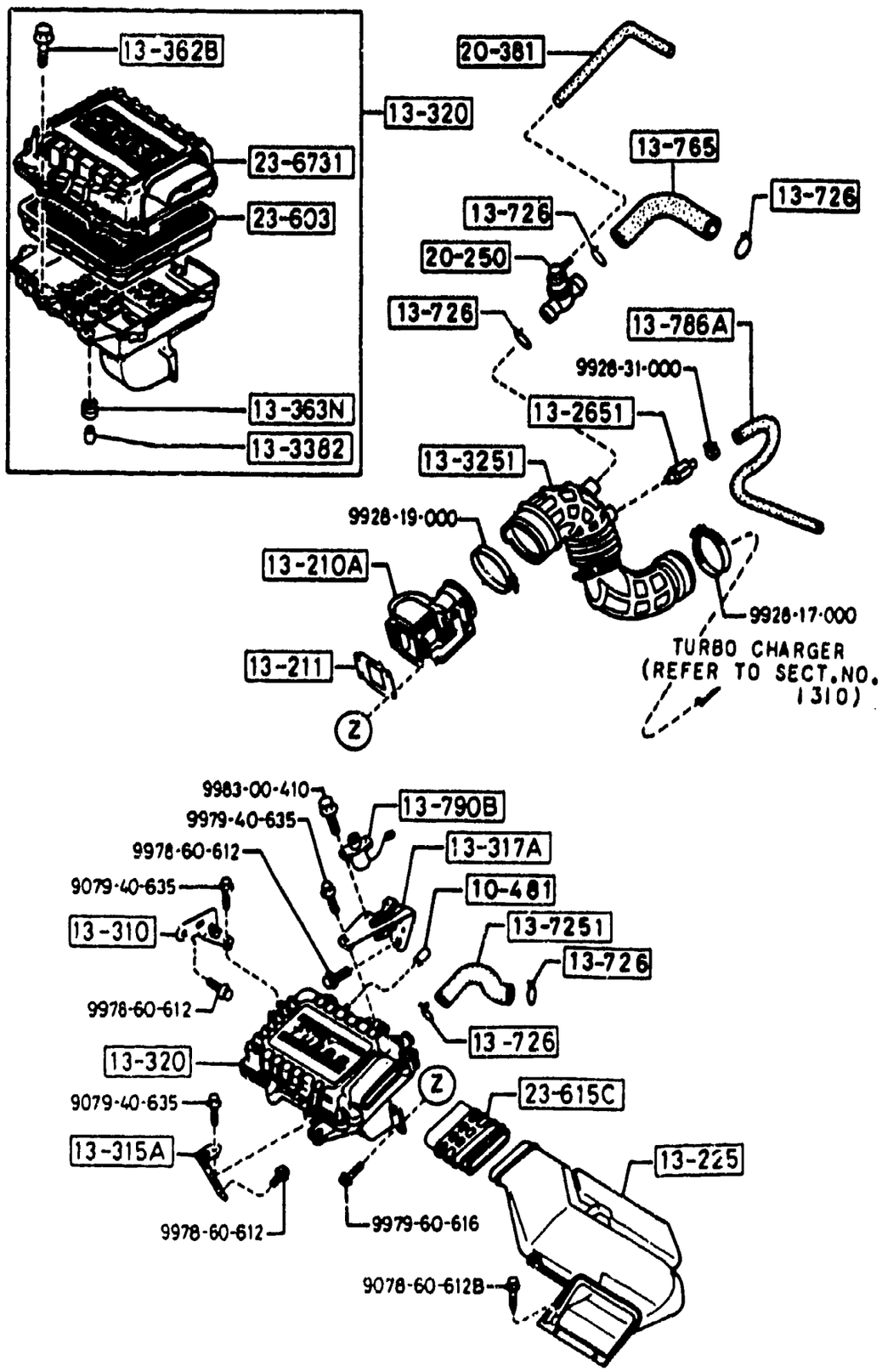

ITEM NO.	D-CODE	DESCRIPTION	PART NO.	QTY	MODEL/DESCRIPTION	REMARKS
	10 481	CAP	2306-10-481	1		
	13 210A	METER, AIR FLOW	N318-13-210	1		
	13 211	GASKET	N326-13-211C	1		
	13 225	DUCT, FRESH AIR	N326-13-201D	1		
	13 2651	VALVE, CHECK	N236-13-265	1		
	13 310	BRACKET, AIR CLEANER	N326-20-200A	1		
	13 315A	BRACKET, AIR CLEANER	N324-20-210A	1		
	13 317A	BRACKET, AIR CLEANER	N326-20-220B	1		
	13 320	CLEANER AIR	N326-13-320B	1		
	13 3251	DUCT, AIR	N319-13-220A	1		
	13 3382	SPACER	FE51-13-329	3		
	13 362B	SCREW	N326-13-Z34A	8		
	13 363N	RUBBER, MOUNTING	FE51-13-363	3		
	13 7251	HOSE, AIR	N332-20-751B	1		
	13 726	CLIP, AIR HOSE	1480-13-726	5		
	13 765	HOSE, AIR-A.B.S.V. & SURGE TANK	N318-13-765A	1		
	13 786A	HOSE, VENTILATION	N318-13-743	1		
	13 790B	RESISTOR, VARIABLE	N236-13-790B	1		
	20 250	VALVE, AIR BY-PASS	FEG7-20-250	1		
	23 603	ELEMENT, AIR CLEANER	N326-13-240	1		
	23 615C	DUCT, FRESH AIR	N326-13-202A	1		
	23 6731	COVER, AIR CLEANER	N326-13-Z01	1		

1350B-1 STARTING ASSIST SYSTEM (W/O TURBO)

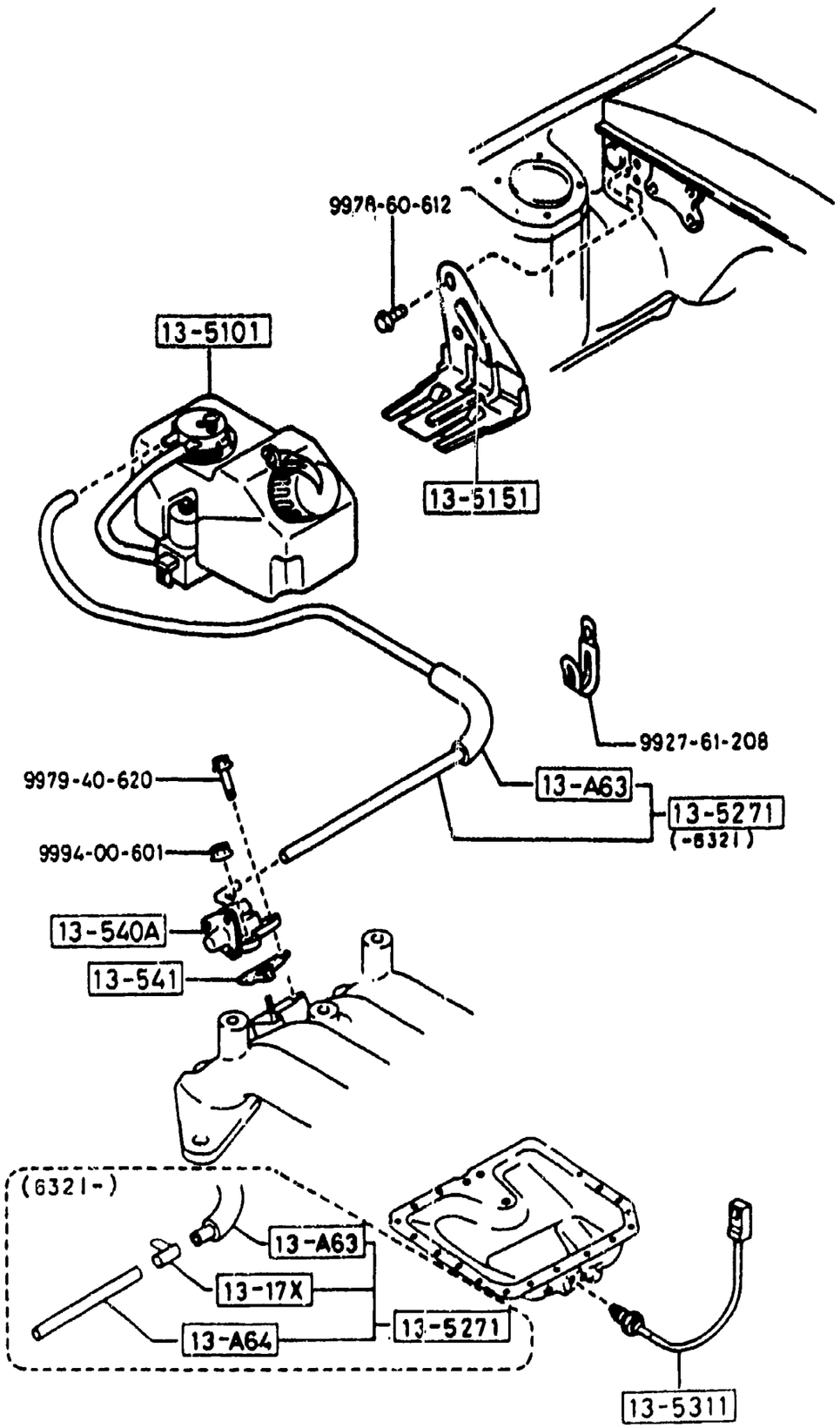

ITEM NO.	D-CODE	DESCRIPTION	PART NO	QTY	MODEL/DESCRIPTION	REMARKS
	13 17X	CONNECTOR, FLUID HOSE	N326-13-17X	1		
	13 5101	TANK, STARTING FLUID	1881-13-510G	1	FED.	
	13 5151	BRACKET, TANK	N326-13-A5YB	1	FED.	
	13 5271	HOSE	N326-13-A6YC	1		
	13 5311	THERMO UNIT	N326-13-A61	1	M/T	
	13 540A	VALVE, STARTING FLUID	N326-13-A65A	1	M/T	
	13 541	GASKET	N326-13-A66	1		
	13 A63	PROTECTOR, HOSE-FLUID	N326-13-A63B	1		
	13 A64	HOSE, FLUID-START FLUID	N326-13-A64	1		

1350BA-1 STARTING ASSIST SYSTEM (TURBO)

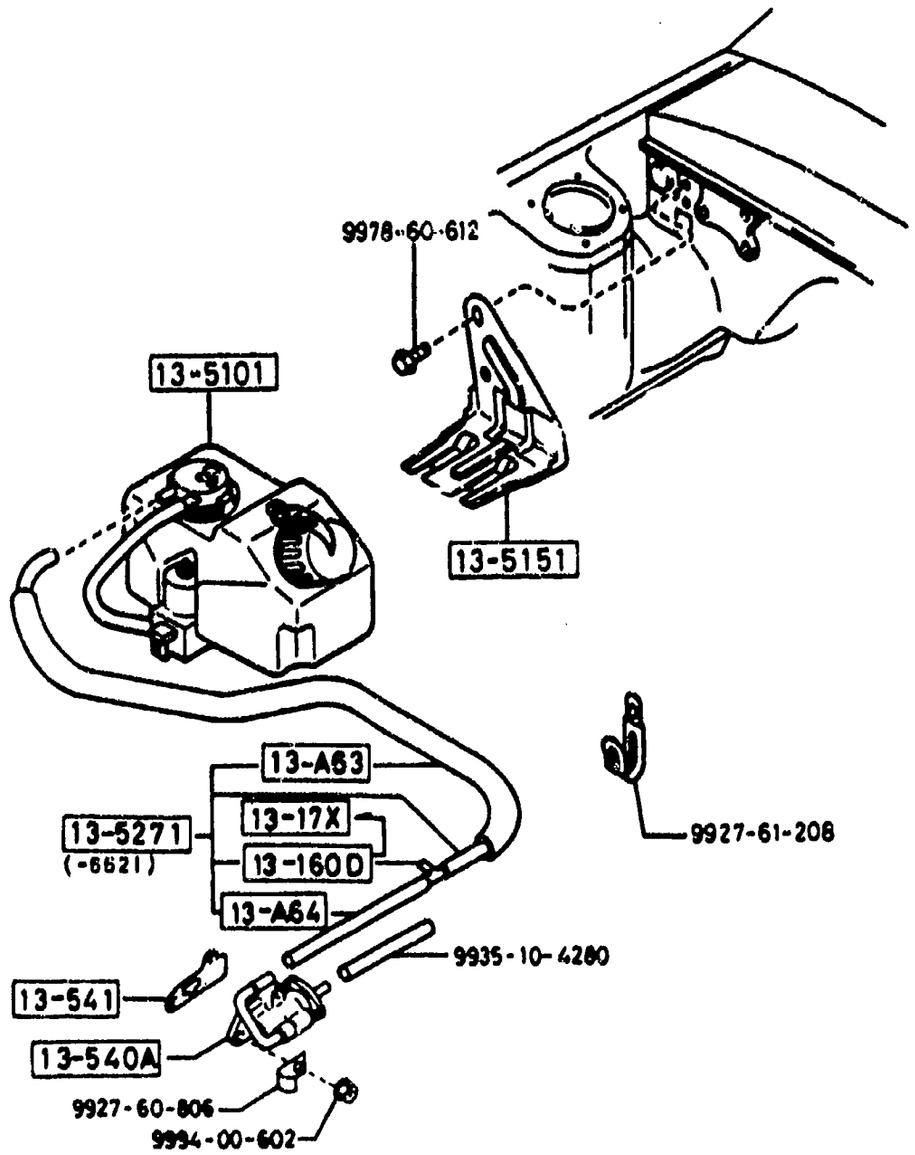

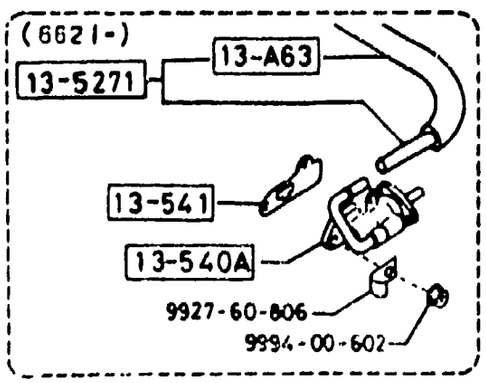

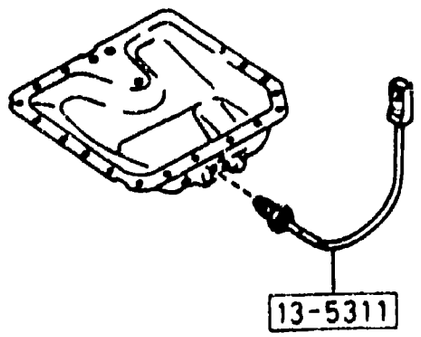

ITEM NO.	D-CODE	DESCRIPTION	PART NO	QTY	MODEL/DESCRIPTION	REMARKS
	13 160D	CONNECTOR	E5B6-13-945	1		
	13 17X	CONNECTOR, FLUID HOSE	N326-13-17X	1		
	13 5101	TANK, STARTING FLUID	1881-13-510G	1	FED.	
	13 5151	BRACKET, TANK	N326-13-A5YB	1	FED.	
	13 5271	HOSE	N332-13-A6YB	1		
	13 5311	THERMO UNIT	N326-13-A61	1		
	13 540A	VALVE, STARTING FLUID	N332-13-A65C	1		
	13 541	GASKET	N326-13-A66	1		
	13 A63	PROTECTOR, HOSE-FLUID	N332-13-A63	1		
	13 A64	HOSE, FLUID-START FLUID	N332-13-A64B	1		

SECTION INDEX -- ENGINE

STARTING LOCATION	SECT. NO.	SECTION NAME
1 - C 3	1000B	SHORT ENGINE BLOCK & GASKET SETS (W/O TURBO)
1 - D 3	1000BA	SHORT ENGINE & GASKET SETS (TURBO)
1 - E 3	1030B	ROTOR HOUSINGS (W/O TURBO)
1 - F 3	1030BA	ROTOR HOUSINGS (TURBO)
1 - G 3	1040B	OIL PAN, FRONT & REAR HOUSING (W/O TURBO)
1 - H 3	1040BA	OIL PAN, FRONT & REAR HOUSING (TURBO)
1 - I 3	1100B	ECCENTRIC SHAFT & FLYWHEEL (W/O TURBO)
1 - J 3	1100BA	ECCENTRIC SHAFT & FLYWHEEL (TURBO)
1 - K 3	1110B	ROTORS & RELATED PARTS (W/O TURBO)
1 - L 3	1110BA	ROTORS & RELATED PARTS (TURBO)
1 - M 3	1300B	INTAKE MANIFOLD (W/O TURBO)
1 - N 3	1300BA	INTAKE MANIFOLD (TURBO)
1 - C 4	1310B	EXHAUST MANIFOLD (W/O TURBO)
1 - D 4	1310BA	EXHAUST MANIFOLD (TURBO)
1 - G 4	1320B	FUEL SYSTEM (W/O TURBO)
1 - I 4	1320BA	FUEL SYSTEM (TURBO)
1 - K 4	1330B	AIR CLEANER (W/O TURBO)
1 - L 4	1330BA	AIR CLEANER (TURBO)
1 - M 4	1350B	STARTING ASSIST SYSTEM (W/O TURBO)
1 - N 4	1350BA	STARTING ASSIST SYSTEM (TURBO)
1 - C 5	1364B	THROTTLE BODY COMPONENTS (W/O TURBO)
1 - D 5	1364BA	THROTTLE BODY COMPONENTS (TURBO)
1 - E 5	1371B	AIR PUMP & AIR CONTROL VALVE (W/O TURBO)
1 - F 5	1371BA	AIR PUMP & AIR CONTROL VALVE (TURBO)
1 - G 5	1380B	EMISSION CONTROL SYSTEM (EXHAUST SIDE) (W/O TURBO)
1 - K 5	1380BA	EMISSION CONTROL SYSTEM (EXHAUST SIDE) (TURBO)
1 - C 6	1400B	OIL PUMP & FILTER (W/O TURBO)
1 - E 6	1400BA	OIL PUMP & FILTER (TURBO)
1 - G 6	1500B	COOLING SYSTEM (W/O TURBO)
1 - I 6	1500BA	COOLING SYSTEM (TURBO)
1 - K 6	1580B	BRACKET, PULLEY & BELT
1 - L 6	1600	CLUTCH DISC & COVER (MANUAL) (W/O TURBO)
1 - M 6	1600A	CLUTCH DISC & COVER (MANUAL) (TURBO)
1 - N 6	1700	TRANSMISSION CASE (MANUAL) (W/O TURBO)
1 - C 7	1700A	TRANSMISSION CASE (MANUAL) (TURBO)
1 - D 7	1710	TRANSMISSION GEARS (MANUAL) (W/O TURBO)
1 - G 7	1710A	TRANSMISSION GEARS (MANUAL) (TURBO)
1 - J 7	1720	CHANGE CONTROL SYSTEM (MANUAL) (W/O TURBO)
1 - K 7	1720A	CHANGE CONTROL SYSTEM (MANUAL) (TURBO)
1 - L 7	1800B	ENGINE ELECTRICAL SYSTEM (W/O TURBO)
1 - C 8	1800BA	ENGINE ELECTRICAL SYSTEM (TURBO)
1 - F 8	1830B	ALTERNATOR (W/O TURBO)
1 - G 8	1830BA	ALTERNATOR (TURBO)
1 - H 8	1840B	STARTER (W/O TURBO)
1 - I 8	1840BA	STARTER (TURBO)
1 - J 8	1850B	BATTERY
1 - K 8	1910	TORQUE CONVERTER, OIL PUMP & PIPINGS (AUTOMATIC)
1 - L 8	1920	TRANSMISSION CASE & MAIN CONTROL SYSTEM (AUTOMATIC)
1 - C 9	1925	CONTROL VALVE (AUTOMATIC)
1 - E 9	1930	CLUTCHES & PLANETARY GEARS (AUTOMATIC)
1 - H 9	1940	GOVERNOR, LOW & REVERSE PISTON (AUTOMATIC)
1 - I 9	1950	MANUAL LINKAGE SYSTEM (AUTOMATIC)
1 - J 9	1960	GASKET & SEAL KIT (AUTOMATIC)

1364B-1 THROTTLE BODY COMPONENTS (W/O TURBO)

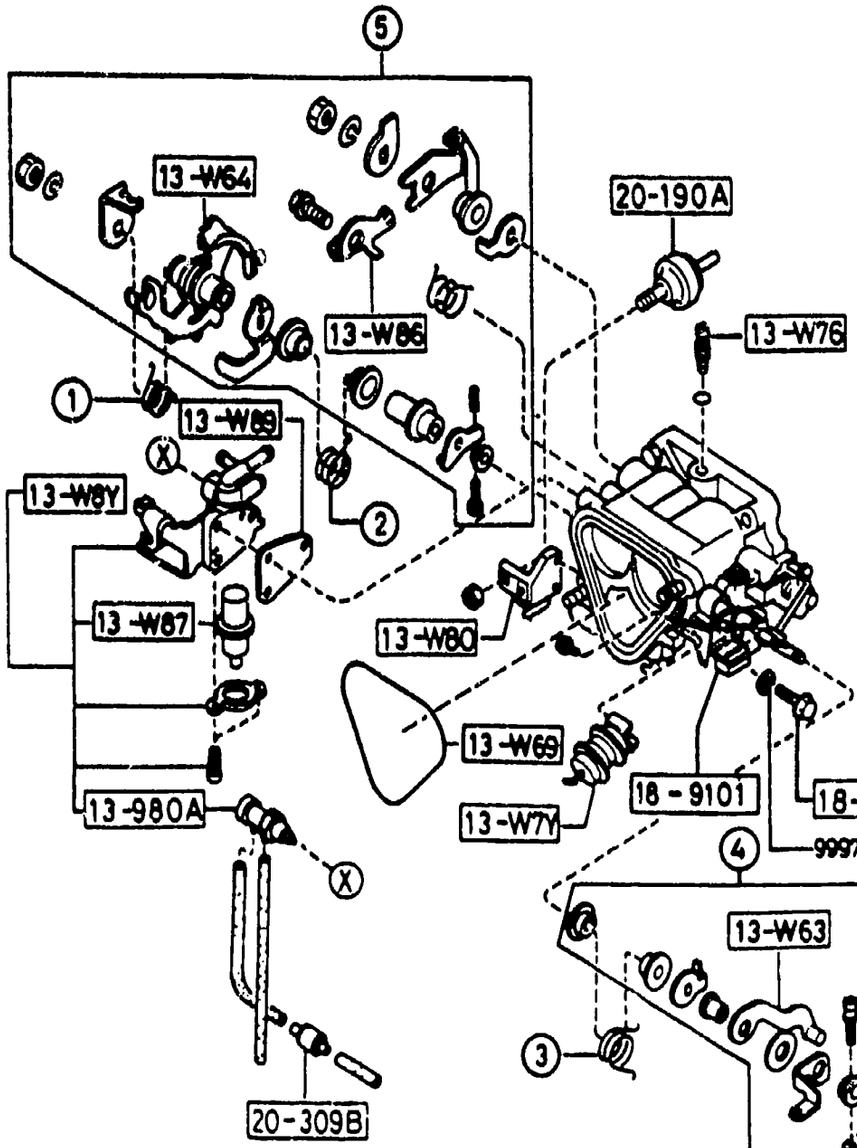

NOTE
① ··· ③ ⇨ 13-W60
THE D-CODE OF 13-W60 CONSISTS OF FIGURE NUMBERS ① THROUGH ③.

NOTE
④ ··· ⑤ ⇨ 13-W6X
THE D-CODE OF 13-W6X CONSISTS OF FIGURE NUMBERS ④ THROUGH ⑤.

ITEM NO.	D-CODE	DESCRIPTION	PART NO.	QTY	MODEL/DESCRIPTION	REMARKS
	13 980A	VALVE, THERMO	N304-13-980A	1	M/T	
			N326-13-980	1	A/T	
	13 980F	VALVE, DELAY	N236-13-980A	1	A/T	
	13 995	VALVE, CHECK	HE41-13-995	1		
	13 W60	SPRING SET, THROTTLE BODY	N326-13-W60	1	M/T	
			N327-13-W60	1	A/T	
	13 W61	SPRING, DAMPER	N327-13-W61	1	A/T	
	13 W64	LEVER, THROTTLE	N326-13-W64	1		
	13 W68	NUT	N326-13-W68	1	A/T	
	13 W69	O-RING	N326-13-W69	1		
	13 W6X	LEVER SET, THROTTLE BODY	N326-13-W6X	1	M/T	
			N327-13-W6X	1	A/T	
	13 W76	SCREW, IDLER ADJUST-THROTTLE BODY	N326-13-W76	1		
	13 W7Y	DIAPHRAGM	N326-13-W7Y	1	M/T	
			N327-13-W7Y	1	A/T	
	13 W80	BRACKET SET, DASH POT-THROTTLE	N326-13-W80	1		
	13 W87	WAX	N326-13-W87	1		
	13 W89	GASKET	N326-13-W89	1		
	13 W8Y	HOUSING, WAX	N326-13-W8Y	1	M/T	
			N327-13-W8Y	1	A/T	
	18 9101	SENSOR, THROTTLE	N326-18-911A	1		
	18 9121	BOLT	N304-18-912	2		
	20 190A	DASH POT	8341-13-215	1		
	20 309	VALVE, VACUUM DELAY	8574-20-309	1	A/T	
	20 309B	VALVE, DELAY	HE01-20-309	1	M/T	

1364BA-1 THROTTLE BODY COMPONENTS (TURBO)

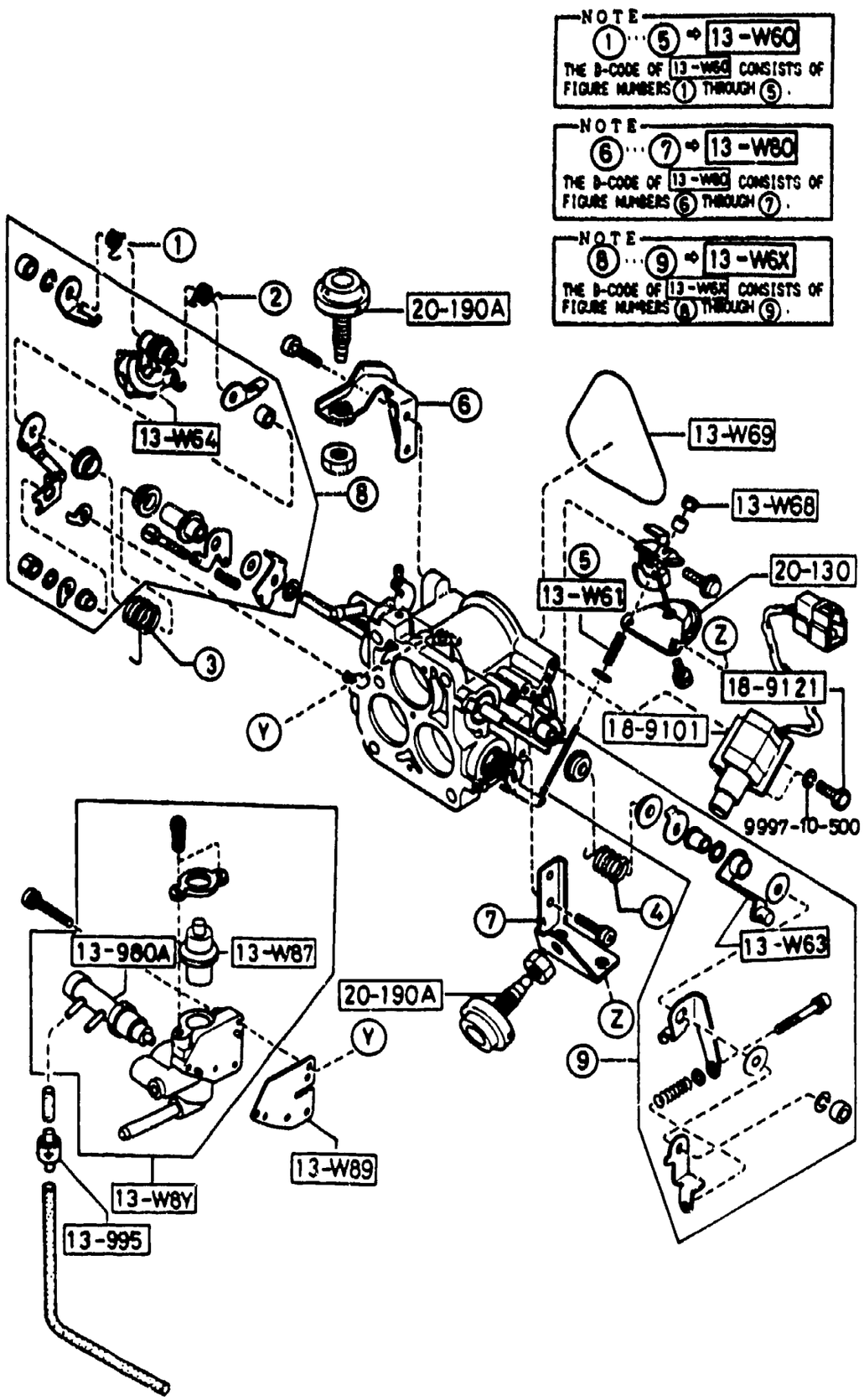

ITEM NO.	D-CODE	DESCRIPTION	PART NO.	QTY	MODEL/DESCRIPTION	REMARKS
	13 980A	VALVE, THERMO	N304-13-980A	1		
	13 995	VALVE, CHECK	HE41-13-995	1		
	13 W60	SPRING SET, THROTTLE BODY	N332-13-W60	1		
	13 W61	SPRING, DAMPER	N332-13-W61	1		
	13 W64	LEVER, THROTTLE	N330-13-W64	1		
	13 W68	NUT	N326-13-W68	1		
	13 W69	O-RING	N326-13-W69	1		
	13 W6X	LEVER SET, THROTTLE BODY	N330-13-W6X	1		
	13 W80	BRACKET SET, DASH POT-THROTTLE	N331-13-W80	1		
	13 W87	WAX	N326-13-W87	1		
	13 W89	GASKET	N330-13-W89	1		
	13 W8Y	HOUSING, WAX	N332-13-W8Y	1		
	18 9101	SENSOR, THROTTLE	N326-18-911A	1		
	18 9121	BOLT	N304-18-912	2		
	20 130	ACTUATOR, SHUTTER VALVE	N332-20-130	1		
	20 190A	DASH POT	HE21-20-190	2		

1371B-1 AIR PUMP & AIR CONTROL VALVE (W/O TURBO)

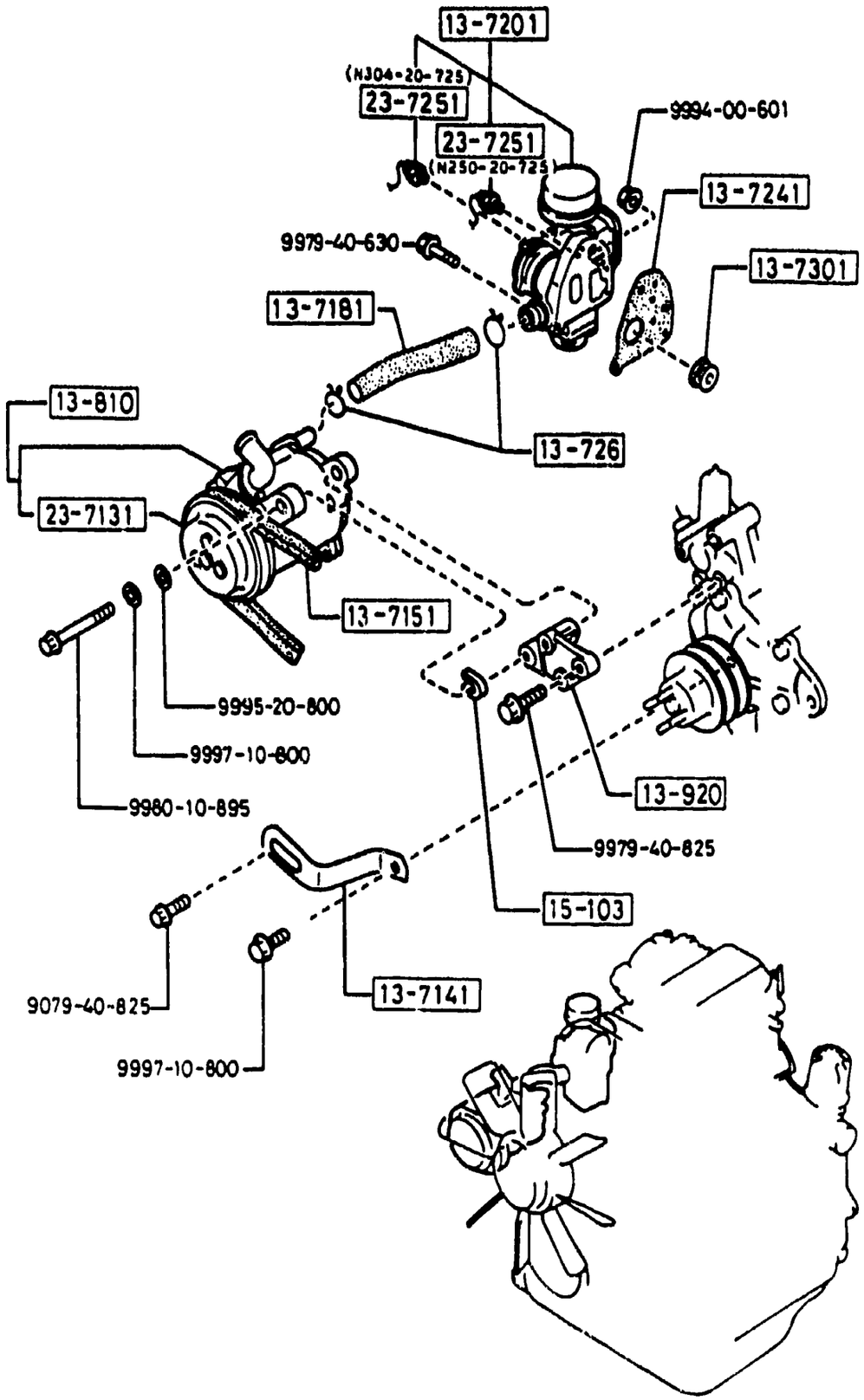

ITEM NO.	D-CODE	DESCRIPTION	PART NO.	QTY	MODEL/DESCRIPTION	REMARKS
	13 7141	STRAP, AIR PUMP	N326-13-812	1		
	13 7151	V-BELT	N304-13-715	1		
	13 7181	HOSE, AIR	N304-13-718A	1		
	13 7201	VALVE, AIR CONTROL	N326-13-990	1	M/T	
			N327-13-990	1	A/T	
	13 7241	GASKET, AIR CONTROL VALVE	N304-13-724A	1		
	13 726	CLIP, AIR HOSE	N304-13-726	2		
	13 7301	VALVE, CHECK	1480-13-730	1		
	13 810	PUMP, AIR	N304-13-710	1		
	13 920	BRACKET, AIR PUMP	N326-13-921	1		
	15 103	SPACER	N304-15-103	1		
	23 7131	PULLEY, A-F PUMP	N304-23-713	1		
	23 7251	VALVE, SOLENOID	N250-20-725	1		
			N304-20-725	1		

1371BA-1 AIR PUMP & AIR CONTROL VALVE (TURBO)

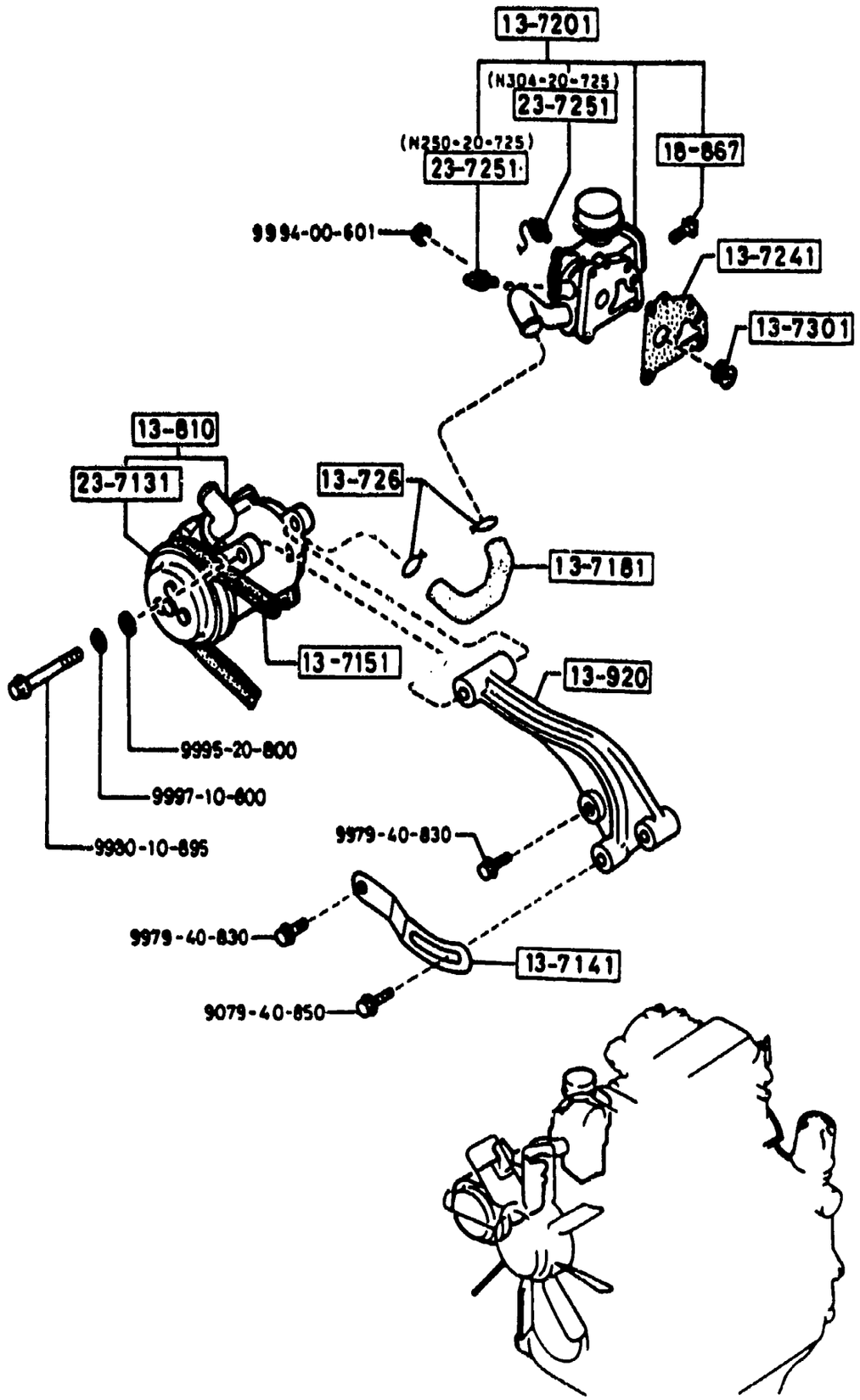

ITEM NO.	D-CODE	DESCRIPTION	PART NO.	QTY	MODEL/DESCRIPTION	REMARKS
	13 7141	STRAP, AIR PUMP	N332-13-812A	1		
	13 7151	V-BELT	N332-13-813A	1		
	13 7181	HOSE, AIR	N332-20-752B	1		
	13 7201	VALVE, AIR CONTROL	N332-13-990	1		
	13 7241	GASKET, AIR CONTROL VALVE	N318-13-996	1		
	13 726	CLIP, AIR HOSE	N304-13-726	2		
	13 7301	VALVE, CHECK	1480-13-730	1		
	13 810	PUMP, AIR	N332-13-810	1		
	13 920	BRACKET, AIR PUMP	N332-13-921A	1		
	18 867	CLIP	FE30-18-867A	1		
	23 7131	PULLEY, AIR PUMP	N304-23-713	1		
	23 7251	VALVE, SOLENOID	N250-20-725	1		
			N304-20-725	1		

1380B-1 EMISSION CONTROL SYSTEM (EXHAUST SIDE) (W/O TURBO)

(THIS ILLUSTRATION CONSISTS OF 3 PAGES)

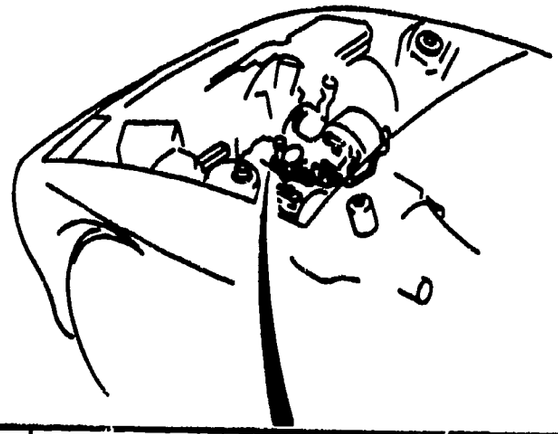

93-5104 93-5108 (HOSE)			9935-10-4999	D=4MM
			9935-10-8999	D=8MM
18-291B 13-447 (CLIP)				
	N326-13-447	HE21-18-291		
20-950A (VALVE, PURGE)				
	1480-20-950A			
13-9801 (VALVE, DELAY)				
	8712-13-980			

(THIS ILLUSTRATION CONSISTS OF 3 PAGES)

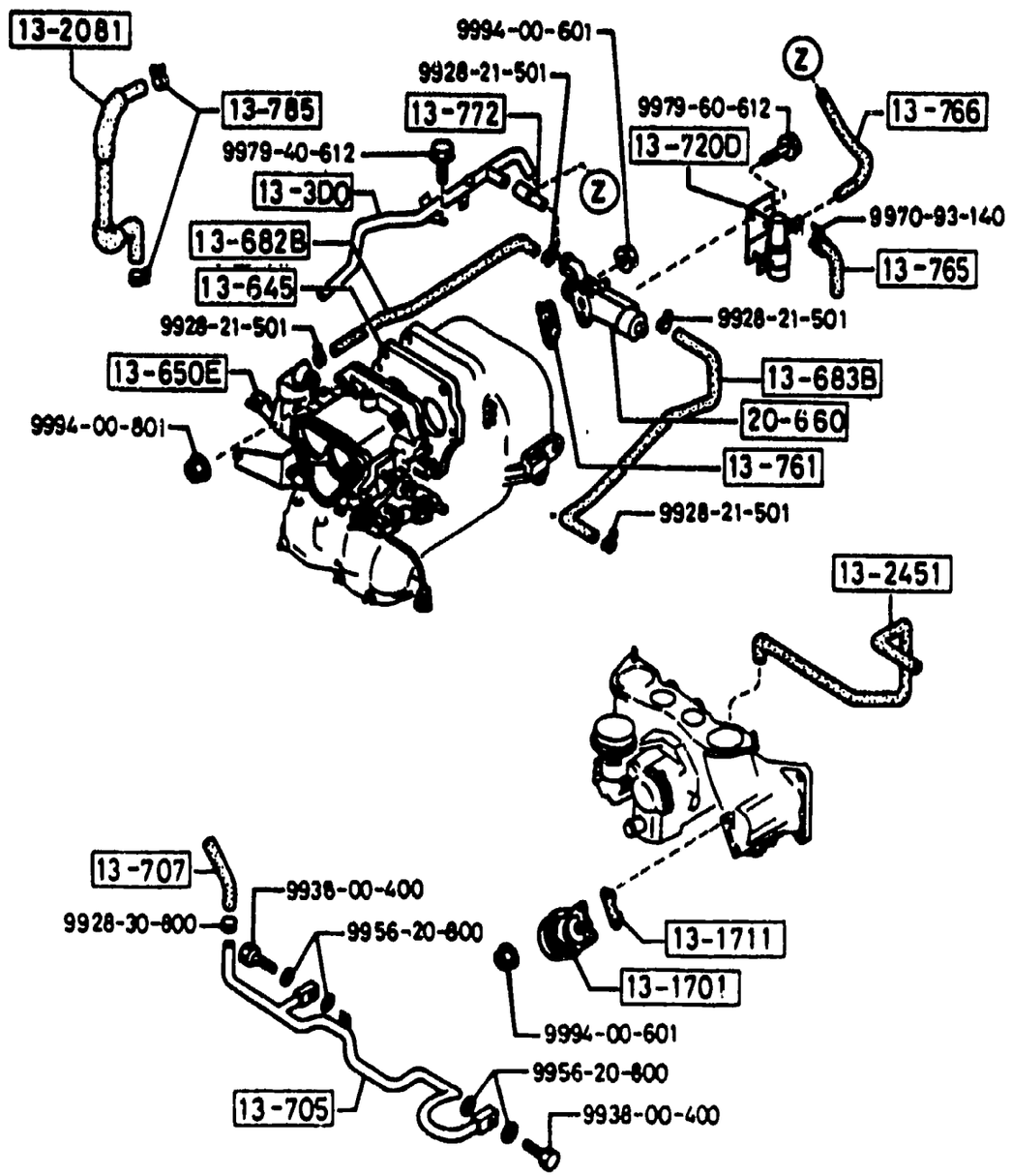

EMISSION CONTROL SYSTEM (EXHAUST SIDE) (W/O TURBO)

(THIS ILLUSTRATION CONSISTS OF 3 PAGES)

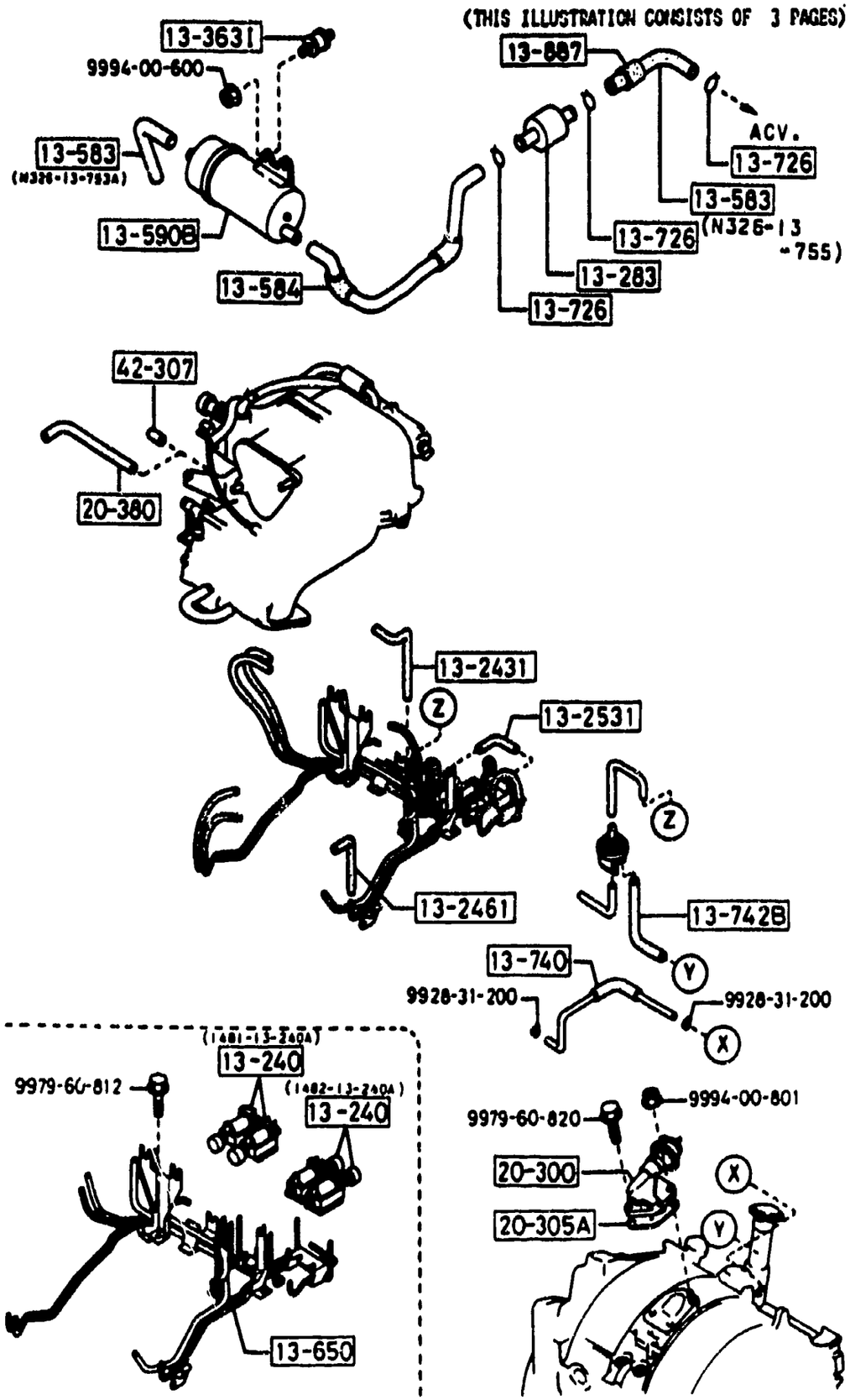

1380B-3 EMISSION CONTROL SYSTEM (EXHAUST SIDE) (W/O TURBO)

SEE ILLUSTRATION/S AT FRAME 1 - G 5

ITEM NO.	D-CODE	DESCRIPTION	PART NO.	QTY	MODEL/DESCRIPTION	REMARKS
	13 1701	ACTUATOR, A.P.V.	N326-13-870B	2		
	13 1711	GASKET	N225-13-171	2		
	13 2081	HOSE, WATER INLET	N326-13-680A	1		
	13 240	VALVE, 3-WAY	1481-13-240A	2		
			1482-13-240A	2		
	13 2431	HOSE, VACUUM	N326-20-341	1		
	13 2451	HOSE, VACUUM	N326-20-342	1		
	13 2461	HOSE, VACUUM	N307-13-246	1		
	13 2531	HOSE, VACUUM	N236-13-253A	1		
	13 283	CHAMBER, AIR	N304-13-283A	1		
	13 3631	RUBBER, INSULATION	N326-13-363A	2		
	13 3D0	PIPE, AIR-B.A.C.V. & A.I.H.	N326-13-3D0C	1		
	13 447	CLIP	N326-13-447	2		
	13 583	HOSE, AIR	N326-13-755	1		
			N326-13-753A	1		
	13 584	HOSE, AIR	N326-13-750A	1		
	13 590B	SILENCER, RELIEF	N326-13-C90A	1		
	13 645	INSULATOR, THROTTLE BODY	N326-13-645A	1		
	13 650	PIPE, VACUUM	N326-20-410D	1		
	13 650E	BODY, THROTTLE	N326-13-650A	1	M/T	
			N327-13-650A	1	A/T	
	13 682B	HOSE, WATER-B.A.C.V. & T.B.	N326-20-665A	1		
	13 683B	HOSE, WATER-B.A.C.V. & R.H.	N326-20-666	1		
	13 705	PIPE, AIR	N326-13-B90A	1		
	13 707	HOSE, AIR	N326-13-B96A	1		5A01-
	13 720D	VALVE, SOLENOID-AIR BLEED	N327-13-720A	1		
	13 726	CLIP, AIR HOSE	N304-13-726	3		
	13 740	HOSE, VENT.-PURGE CONTROL	N326-13-740	1		-5A01
			N326-13-740B	1		5A01-
	13 742B	HOSE, VENTILATION	N326-13-742A	1		
	13 761	GASKET	N326-20-661	1		
	13 765	HOSE, AIR-A.B.S.V. & SURGE	N326-13-765	1		
	13 766	HOSE, AIR	N326-13-766A	1		
	13 772	HOSE, AIR	N326-13-772	1		
	13 785	CLIP, WATER HOSE	N326-13-785	6		5901-
	13 887	PROTECTOR, SPONGE-AIR HOSE	N326-13-887	1		
	13 9801	VALVE, DELAY	8712-13-980	1		
	18 291B	CLAMP, HOSE	HE21-18-291	1		
	20 300	VALVE, E.G.R.	N326-20-300A	1		
	20 305A	GASKET, E.G.R. VALVE	N326-20-305	1		
	20 380	TUBE, VACUUM	N327-20-381	1	A/T	

5901 FC33* -10204 .
5A01 FC33* -107570

1380B-4 EMISSION CONTROL SYSTEM (EXHAUST SIDE) (W/O TURBO)

ITEM NO.	D-CODE	DESCRIPTION	PART NO.	QTY	MODEL/DESCRIPTION	REMARKS
	20 660	VALVE, BY-PASS AIR CONTROL	N326-20-660	1		
	20 950A	VALVE, PURGE	1480-20-950A	1	A/T	
		REFER TO WARR CAMPAIGN NO. 25711 FOR RECALL INFO. ON CERTAIN 1986 MODELS.				
	42 307	CAP	0223-42-307	1	M/T	
	93 5104	HOSE	9935-10-4999	1		
	93 5108	HOSE	9935-10-8999	1		

SEE ILLUSTRATION/S AT FRAME 1 · G 5

1380BA-1 EMISSION CONTROL SYSTEM (EXHAUST SIDE) (TURBO)

(THIS ILLUSTRATION CONSISTS OF 3 PAGES)

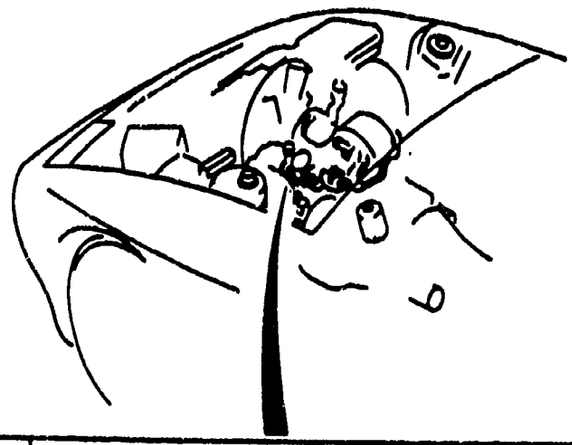

93-5104 93-5106 93-5108 (HOSE)	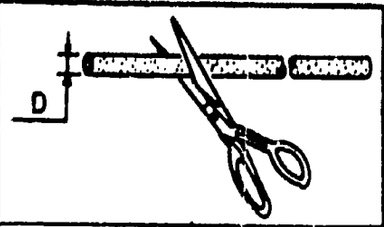		9935-10-4999	D=4MM
			9935-10-6999	D=6MM
			9935-10-8999	D=8MM
20-950A (VALVE, PURGE)				
	1480-20-950A			
13-447 (CLIP)				
	N326-13-447			

(THIS ILLUSTRATION CONSISTS OF 3 PAGES)

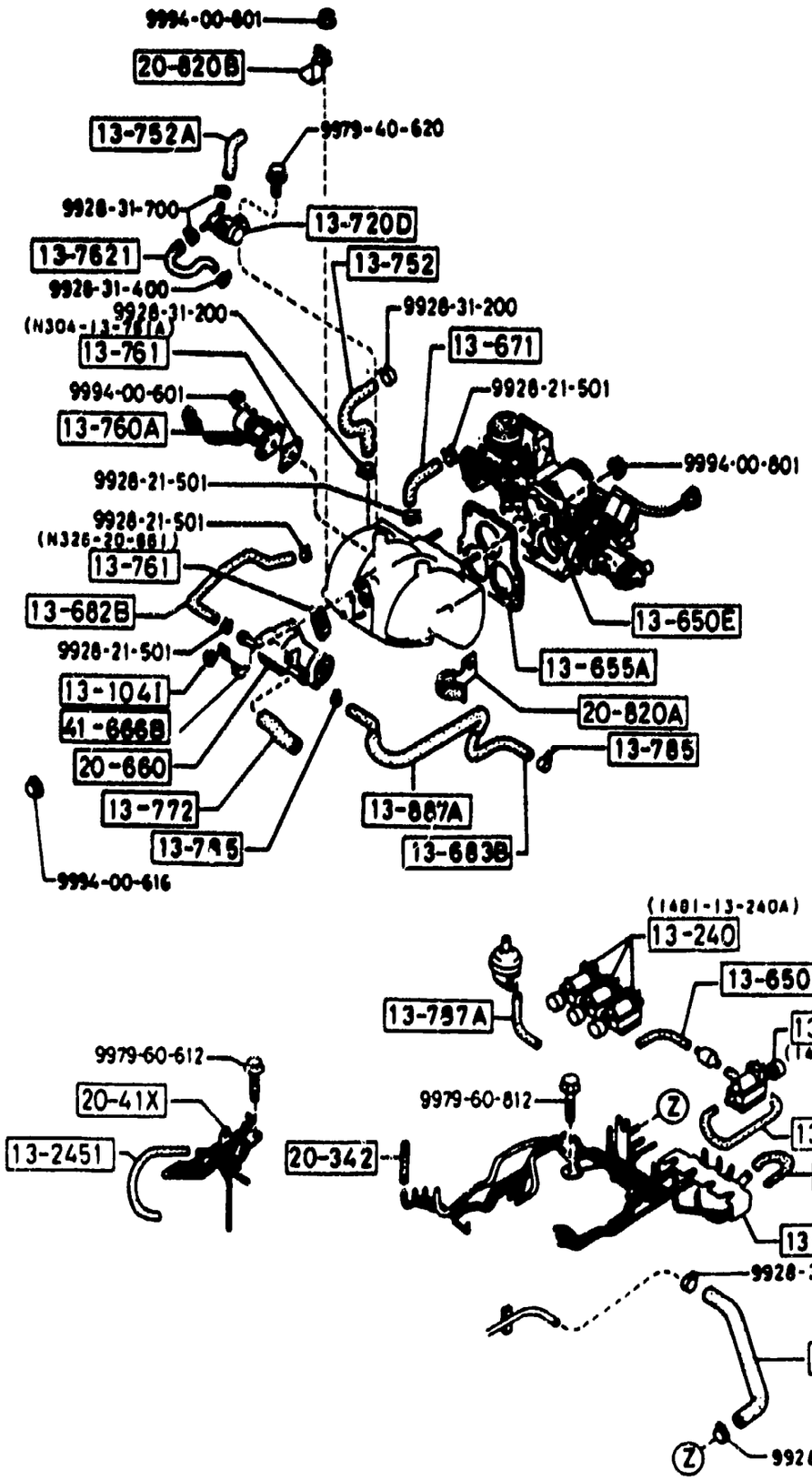

(THIS ILLUSTRATION CONSISTS OF 3 PAGES)

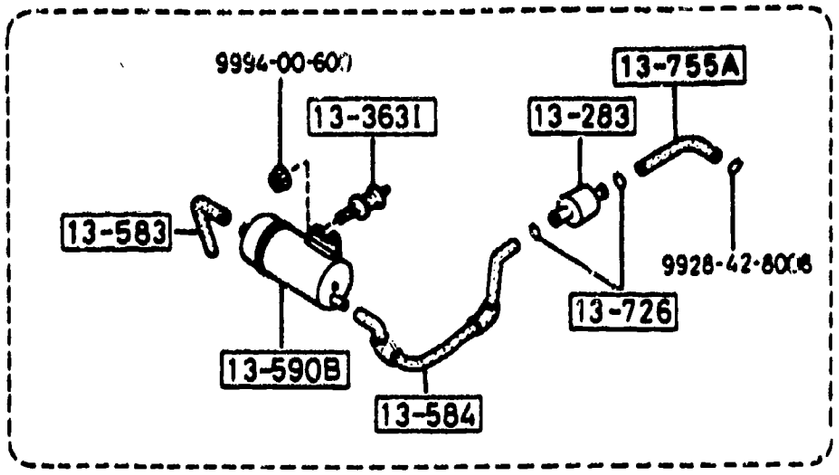

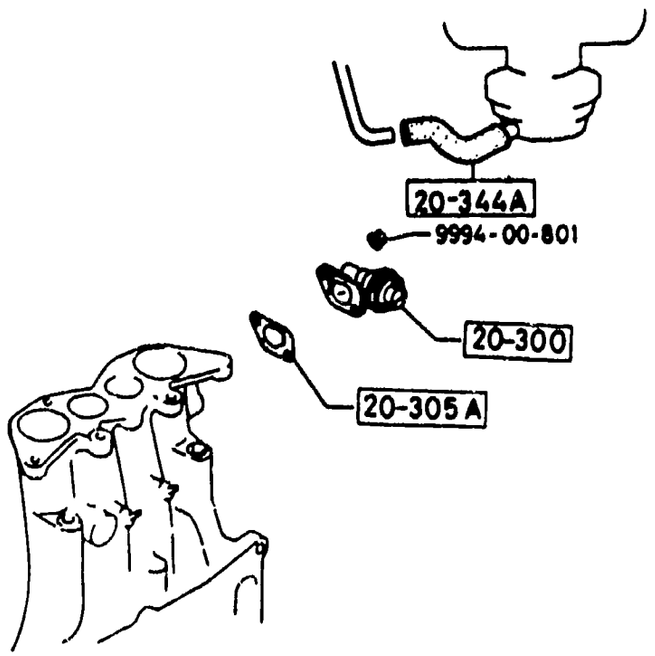

1380BA-3 EMISSION CONTROL SYSTEM (EXHAUST SIDE) (TURBO)

SEE ILLUSTRATION/S AT FRAME 1 - K 5

ITEM NO	D-CODE	DESCRIPTION	PART NO	QTY	MODEL/DESCRIPTION	REMARKS
	13 1041	CAP, BLIND	N318-20-662	1		-6501
		<A>	N318-20-662A	1		6501-
	13 240	VALVE, 3-WAY	1481-13-240A	3		
			1482-13-240A	2		
	13 2431	HOSE, VACUUM	N318-20-341A	1		
	13 2451	HOSE, VACUUM	N318-20-342	7		-6601
				6		6601-
	13 283	CHAMBER AIR	N304-13-283A	1		
	13 3631	RUBBER, INSULATION	N326-13-363A	2		
	13 447	CLIP	N326-13-447	2		
	13 583	HOSE, AIR	N326-13-753A	1		
	13 584	HOSE, AIR	N319-13-750A	1		
	13 590B	SILENCER, RELIEF	N326-13-C90A	1		
	13 650	PIPE, VACUUM	N332-20-410B	1		-6711
			N332-20-410C	1		6711-
	13 650E	BODY, THROTTLE	N332-13-650	1		
	13 650K	TUBE, VACUUM	N318-20-343	1		-6711
			N318-20-343A	1		6711-
	13 655A	GASKET	N319-13-645A	1		
	13 671	HOSE, WATER	N318-13-681	1		
	13 682B	HOSE, WATER-B.A.C.V & T.B	N318-20-665C	1		
	13 683B	HOSE, WATER-B.A.C.V & R.H	N318-20-666C	1		
	13 720D	VALVE, SOLENOID-AIR BLEED	N332-13-720	1		
	13 726	CLIP, AIR HOSE	N304-13-726	3		
	13 740	HOSE, VENT.-PURGE CONTROL VALVE	N332-13-741	1		
	13 744	HOSE, VENTILATION	N318-13-744A	1		
	13 752	HOSE, AIR-A.B.V & AIR CLEANER	N332-13-761B	1		
	13 752A	HOSE, AIR-EXHAUST MANIFOLD	N332-13-752A	1		
	13 755A	HOSE, AIR	N332-13-755A	1		
	13 760A	VALVE, AIR SUPPLY	N304-13-760B	1		
	13 761	GASKET	N304-13-761A	1		
			N326-20 661	1		
	13 7621	HOSE AIR	N332-13 762B	1		
	13 772	HOSE AIR	N318-13-772	1		
	13 785	CLIP WATER HOSE	N326-13-785	8		
	13 787A	HOSE, VENTILATION	N319-13 742	1		
	13 887A	PROTECTOR, SPONGE-WATER HOSE	N318-13-887A	1		
	20 300	VALVE, E G R	N332-20-300	1		
	20 305A	GASKET, E G R VALVE	N332-20-305A	1		
	20 342	HOSE VACUUM	N332-20-342A	1		

6501 FC33* -146093
6601 FC33* -152302
6711 FC33* -502690

1380BA-4 EMISSION CONTROL SYSTEM (EXHAUST SIDE) (TURBO)

SEE ILLUSTRATION/S AT FRAME 1 - K 5

ITEM NO	D-CODE	DESCRIPTION	PART NO	QTY	MODEL/DESCRIPTION	REMARKS
	20 344A	HOSE, AIR-A.C.V & VACUUM PIPE	N318-20-344	1		
	20 41X	PIPE NO. 2, VACUUM	N318-20-41XD	1	CAL	6621-
				1	FED	6601-6621
			N332-20-41XB	1	FED	6621-
	20 660	VALVE, BY-PASS AIR CONTROL	N332-20-660	1		
	20 820A	CLIP, WATER HOSE	N318-20-820	1		
	20 820B	CLIP, FLUID HOSE	N332-20-820B	1		
	20 950A	VALVE PURGE	1480-20-950A	1		
		REFER TO WARR. CAMPAIGN NO 25711 FOR RECALL INFO ON CERTAIN 1986 MODELS.				
	41 666B	BRACKET, ACCELERATOR WIRE	FB44-41-666A	1		
	93 5104	HOSE	9935-10-4999	1		
	93 5106	HOSE	9935-10-6999	1		
	93 5108	HOSE	9935-10-8999	1		

6601 FC33* -152302
6621 FC33* -157179

SECTION INDEX -- ENGINE

STARTING LOCATION	SECT. NO.	SECTION NAME
1 - C 3	1000B	SHORT ENGINE BLOCK & GASKET SETS (W/O TURBO)
1 - D 3	1000BA	SHORT ENGINE & GASKET SETS (TURBO)
1 - E 3	1030B	ROTOR HOUSINGS (W/O TURBO)
1 - F 3	1030BA	ROTOR HOUSINGS (TURBO)
1 - G 3	1040B	OIL PAN, FRONT & REAR HOUSING (W/O TURBO)
1 - H 3	1040BA	OIL PAN, FRONT & REAR HOUSING (TURBO)
1 - I 3	1100B	ECCENTRIC SHAFT & FLYWHEEL (W/O TURBO)
1 - J 3	1100BA	ECCENTRIC SHAFT & FLYWHEEL (TURBO)
1 - K 3	1110B	ROTORS & RELATED PARTS (W/O TURBO)
1 - L 3	1110BA	ROTORS & RELATED PARTS (TURBO)
1 - M 3	1300B	INTAKE MANIFOLD (W/O TURBO)
1 - N 3	1300BA	INTAKE MANIFOLD (TURBO)
1 - C 4	1310B	EXHAUST MANIFOLD (W/O TURBO)
1 - D 4	1310BA	EXHAUST MANIFOLD (TURBO)
1 - G 4	1320B	FUEL SYSTEM (W/O TURBO)
1 - I 4	1320BA	FUEL SYSTEM (TURBO)
1 - K 4	1330B	AIR CLEANER (W/O TURBO)
1 - L 4	1330BA	AIR CLEANER (TURBO)
1 - M 4	1350B	STARTING ASSIST SYSTEM (W/O TURBO)
1 - N 4	1350BA	STARTING ASSIST SYSTEM (TURBO)
1 - C 5	1364B	THROTTLE BODY COMPONENTS (W/O TURBO)
1 - D 5	1364BA	THROTTLE BODY COMPONENTS (TURBO)
1 - E 5	1371B	AIR PUMP & AIR CONTROL VALVE (W/O TURBO)
1 - F 5	1371BA	AIR PUMP & AIR CONTROL VALVE (TURBO)
1 - G 5	1380B	EMISSION CONTROL SYSTEM (EXHAUST SIDE) (W/O TURBO)
- K 5	1380BA	EMISSION CONTROL SYSTEM (EXHAUST SIDE) (TURBO)
1 - C 6	1400B	OIL PUMP & FILTER (W/O TURBO)
1 - E 6	1400BA	OIL PUMP & FILTER (TURBO)
1 - G 6	1500B	COOLING SYSTEM (W/O TURBO)
1 - I 6	1500BA	COOLING SYSTEM (TURBO)
1 - K 6	1580B	BRACKET, PULLEY & BELT
1 - L 6	1600	CLUTCH DISC & COVER (MANUAL) (W/O TURBO)
1 - M 6	1600A	CLUTCH DISC & COVER (MANUAL) (TURBO)
1 - N 6	1700	TRANSMISSION CASE (MANUAL) (W/O TURBO)
1 - C 7	1700A	TRANSMISSION CASE (MANUAL) (TURBO)
1 - D 7	1710	TRANSMISSION GEARS (MANUAL) (W/O TURBO)
1 - G 7	1710A	TRANSMISSION GEARS (MANUAL) (TURBO)
1 - J 7	1720	CHANGE CONTROL SYSTEM (MANUAL) (W/O TURBO)
1 - K 7	1720A	CHANGE CONTROL SYSTEM (MANUAL) (TURBO)
1 - L 7	1800B	ENGINE ELECTRICAL SYSTEM (W/O TURBO)
1 - C 8	1800BA	ENGINE ELECTRICAL SYSTEM (TURBO)
1 - F 8	1830B	ALTERNATOR (W/O TURBO)
1 - G 8	1830BA	ALTERNATOR (TURBO)
1 - H 8	1840B	STARTER (W/O TURBO)
1 - I 8	1840BA	STARTER (TURBO)
1 - J 8	1850B	BATTERY
1 - K 8	1910	TORQUE CONVERTER, OIL PUMP & PIPINGS (AUTOMATIC)
1 - L 8	1920	TRANSMISSION CASE & MAIN CONTROL SYSTEM (AUTOMATIC)
1 - C 9	1925	CONTROL VALVE (AUTOMATIC)
1 - E 9	1930	CLUTCHES & PLANETARY GEARS (AUTOMATIC)
1 - H 9	1940	GOVERNOR, LOW & REVERSE PISTON (AUTOMATIC)
1 - I 9	1950	MANUAL LINKAGE SYSTEM (AUTOMATIC)
1 - J 9	1960	GASKET & SEAL KIT (AUTOMATIC)

1400B-1 OIL PUMP & FILTER (W/O TURBO)

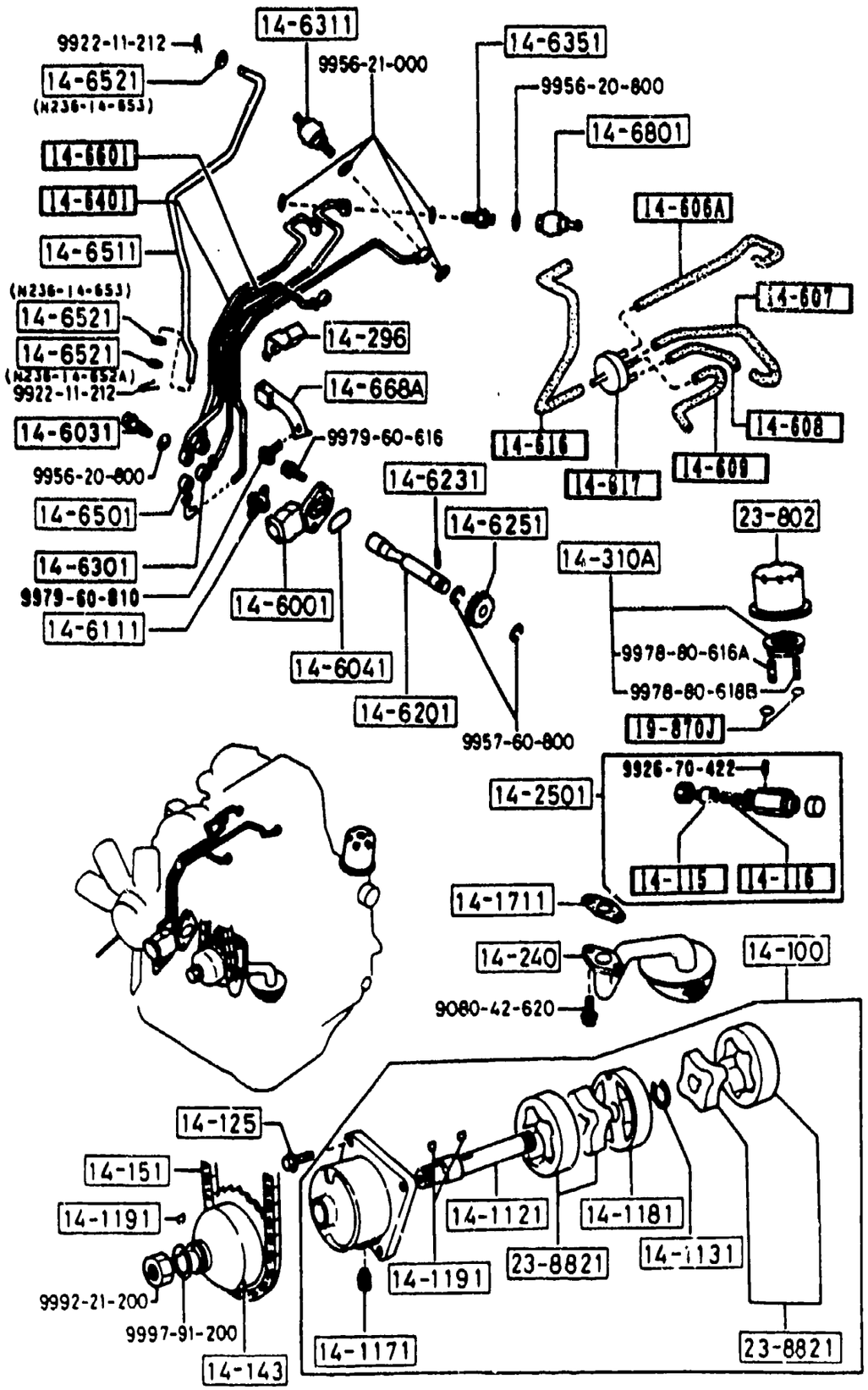

ITEM NO	D-CODE	DESCRIPTION	PART NO	QTY	MODEL/DESCRIPTION	REMARKS
	14 100	PUMP, OIL	N326-14-100A	1		
	14 1121	SHAFT, OIL PUMP	N326-14-131	1		
	14 1131	RING, SNAP	0810-14-113	1		
	14 115	PLUNGER, CONTROL	0221-14-115	1		
	14 116	SPRING, PRESSURE	0221-14-116	1		
	14 1171	BOLT, LOCK	N326-14-117	1		
	14 1181	PLATE, MIDDLE	N326-14-135	1		-6A01
			N326-14-135A	1		6A01-
	14 1191	KEY	0839-14-119B	3		
	14 125	BOLT, SET	8553-14-125	4		
	14 143	WHEEL, SPROCKET	N326-14-143	1		
	14 151	CHAIN, OIL PUMP	N326-14-151	1		
	14 1711	GASKET, OIL STRAINER	0810-14-171A	1		
	14 240	STRAINER, OIL	N326-14-240A	1		-6B01
			N326-14-240B	1		6B01-
	14 2501	REGULATOR, PRESSURE	3648-14-250	1		
	14 296	CLIP, OIL TUBE	N304-14-667C	1		
	14 310A	BODY, OIL FILTER	8341-14-310	1		
	14 6001	PUMP, METERING OIL	N246-14-600	1		
	14 6031	BOLT, CONNECTOR	N236-14-603B	4		
	14 6041	O-RING	N236-14-604	1		
	14 606A	TUBE NO. 1, AIR	N326-14-606A	1		
	14 607	TUBE NO 2, AIR	N326-14-607A	1		
	14 608	TUBE NO. 3, AIR	N326-14-608B	1		
	14 609	TUBE NO. 4, AIR	N326-14-609A	1		
	14 6111	GASKET, METERING OIL	N236-14-602A	1		
	14 616	TUBE, AIR INLET	N326-14-616A	1		
	14 617	CONNECTOR, AIR TUBE	N326-14-617	1		
	14 6201	SHAFT, DRIVEN GEAR	0820-14-620A	1		
	14 6231	PIN, DRIVEN GEAR	0813-14-623	1		
	14 6251	GEAR, DRIVEN	0820-14-625A	1		
	14 6301	TUBE, METERING OIL	N326-14-660A	1		
	14 6311	BOLT, CONNECTOR	N326-14-631	2		
	14 6351	BOLT, CONNECTOR	N236-14-635A	2		
	14 6401	TUBE, METERING OIL	N326-14-670A	1		
	14 6501	TUBE, METERING OIL	N326-14-680A	1		
	14 6511	ROD, CONNECTING	N326-14-651	1		
	14 6521	SHIM, ADJUST	N236-14 653	2	T=0 5MM	
			N236-14-652A	1	T=1MM	
	14 6601	TUBE, METERING OIL	N326-14-690A	1		
	14 668A	CLIP, METERING OIL TUBE	N304-14-668E	1		

6A01 FC33* -517640
6B01 FC33* -522333

1400B-2 OIL PUMP & FILTER (W/O TURBO)

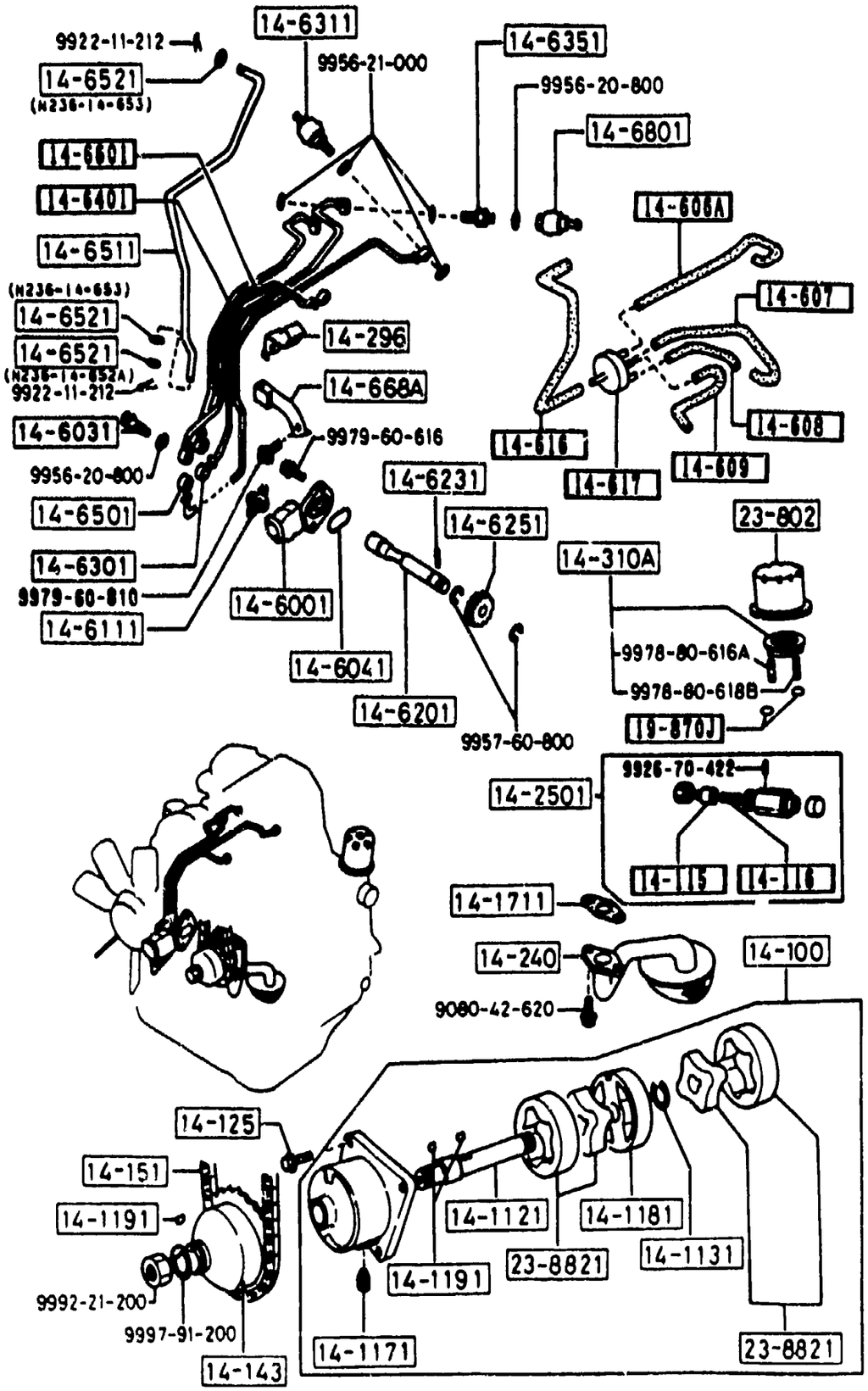

ITEM NO.	D-CODE	DESCRIPTION	PART NO.	QTY	MODEL/DESCRIPTION	REMARKS
	14 6801	VALVE, CHECK	N236-14-639B	2		
	23 802	CARTRIDGE, OIL FILTER	N3Y6-14-302	1		
		REFER TO PARTS BULL. NO. T-1-7 FOR MORE INFO.				
	23 8821	ROTOR SET, OIL PUMP	N326-14-140	2		

1400BA-1 OIL PUMP & FILTER (TURBO)

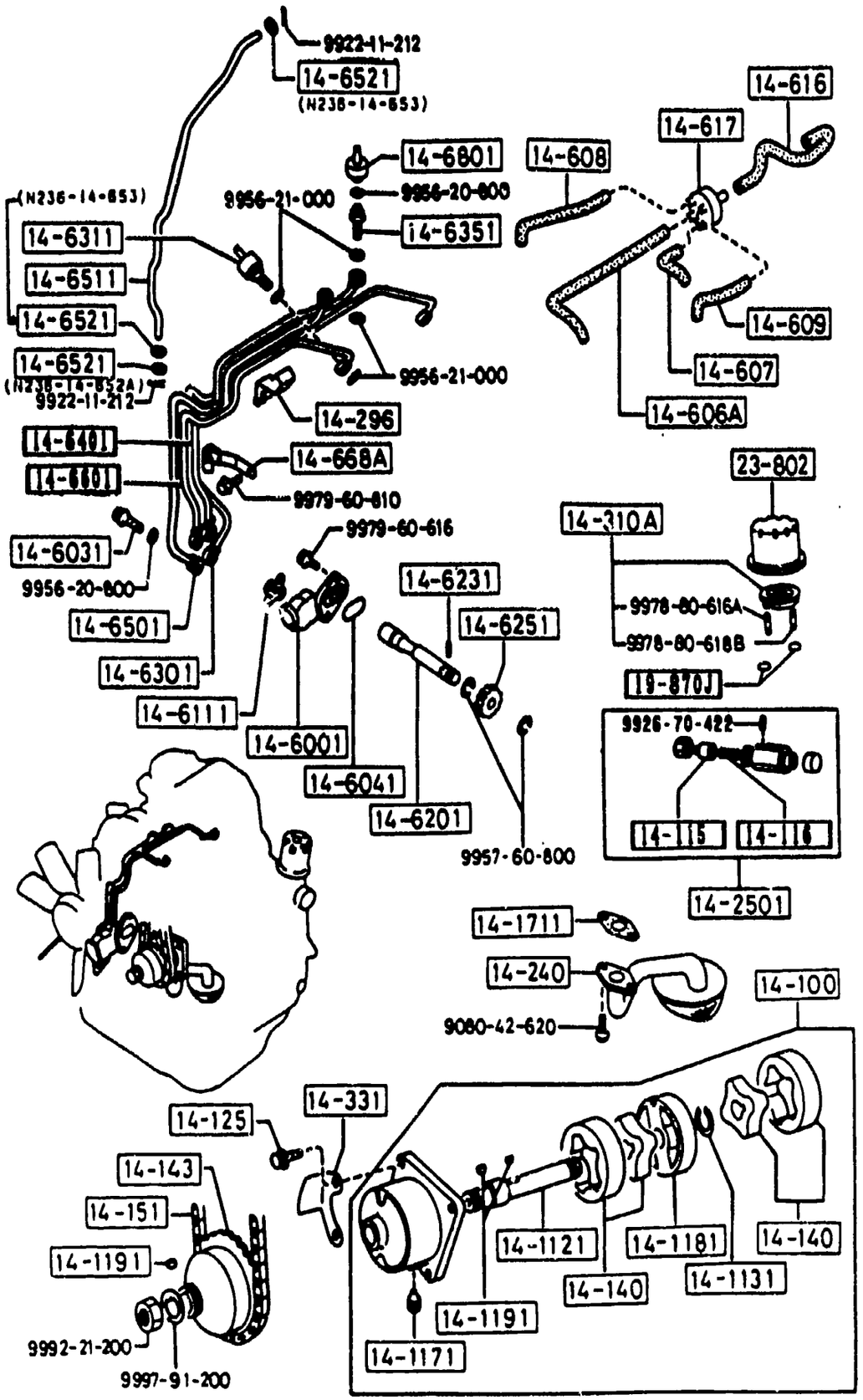

ITEM NO.	D-CODE	DESCRIPTION	PART NO.	QTY	MODEL/DESCRIPTION	REMARKS
	14 100	PUMP, OIL	N318-14-100A	1		
	14 1121	SHAFT, OIL PUMP	N326-14-131	1		
	14 1131	RING, SNAP	0810-14-113	1		
	14 115	PLUNGER, CONTROL	0221-14-115	1		
	14 116	SPRING, PRESSURE	0221-14-116	1		
	14 1171	BOLT, LOCK	N326-14-117	1		
	14 1181	PLATE, MIDDLE	N318-14-135	1		-6A01
			N318-14-135A	1		6A01-
	14 1191	KEY	0839-14-119B	2		
	14 125	BOLT, SET	8553-14-125	4		
	14 140	ROTOR	N318-14-140	2		
	14 143	WHEEL, SPROCKET	N326-14-143	1		
	14 151	CHAIN, OIL PUMP	N326-14-151	1		
	14 1711	GASKET, OIL STRAINER	0810-14-171A	1		
	14 240	STRAINER, OIL	N326-14-240A	1		-6B01
			N326-14-240B	1		6B01-
	14 2501	REGULATOR, PRESSURE	3648-14-250	1		
	14 296	CLIP, OIL TUBE	N318-14-667	1		
	14 310A	BODY, OIL FILTER	8341-14-310	1		
	14 331	PLATE, BAFFLE	N318-14-126	1		
	14 6001	PUMP, METERING OIL	N318-14-600	1		
	14 6031	BOLT, CONNECTOR	N236-14-603B	4		
	14 6041	O-RING	N236-14-604	1		
	14 606A	TUBE NO. 1, AIR	N318-14-606A	1		
	14 607	TUBE NO. 2, AIR	N318-14-607	1		
	14 608	TUBE NO. 3, AIR	N318-14-608	1		
	14 609	TUBE NO. 4, AIR	N318-14-609	1		
	14 6111	GASKET, METERING OIL	N236-14-602A	1		
	14 616	TUBE, AIR INLET	N318-14-616A	1		
	14 617	CONNECTOR, AIR TUBE	N326-14-617	1		
	14 6201	SHAFT, DRIVEN GEAR	0820-14-620A	1		
	14 6231	PIN, DRIVEN GEAR	0813-14-623	1		
	14 6251	GEAR, DRIVEN	0820-14-625A	1		
	14 6301	TUBE, METERING OIL	N318-14-660B	1		
	14 6311	BOLT, CONNECTOR	N326-14-631	2		
	14 6351	BOLT, CONNECTOR	N236-14-635A	2		
	14 6401	TUBE, METERING OIL	N318-14-670B	1		
	14 6501	TUBE, METERING OIL	N318-14-680B	1		
	14 6511	ROD, CONNECTING	N318-14-651	1		
	14 6521	SHIM, ADJUST	N236-14-653	2	T=0.5MM	
			N236-14-652A	1	T=1MM	

6A01 FC33* -517640
6B01 FC33* -522333

1400BA-2 OIL PUMP & F... (TURBO)

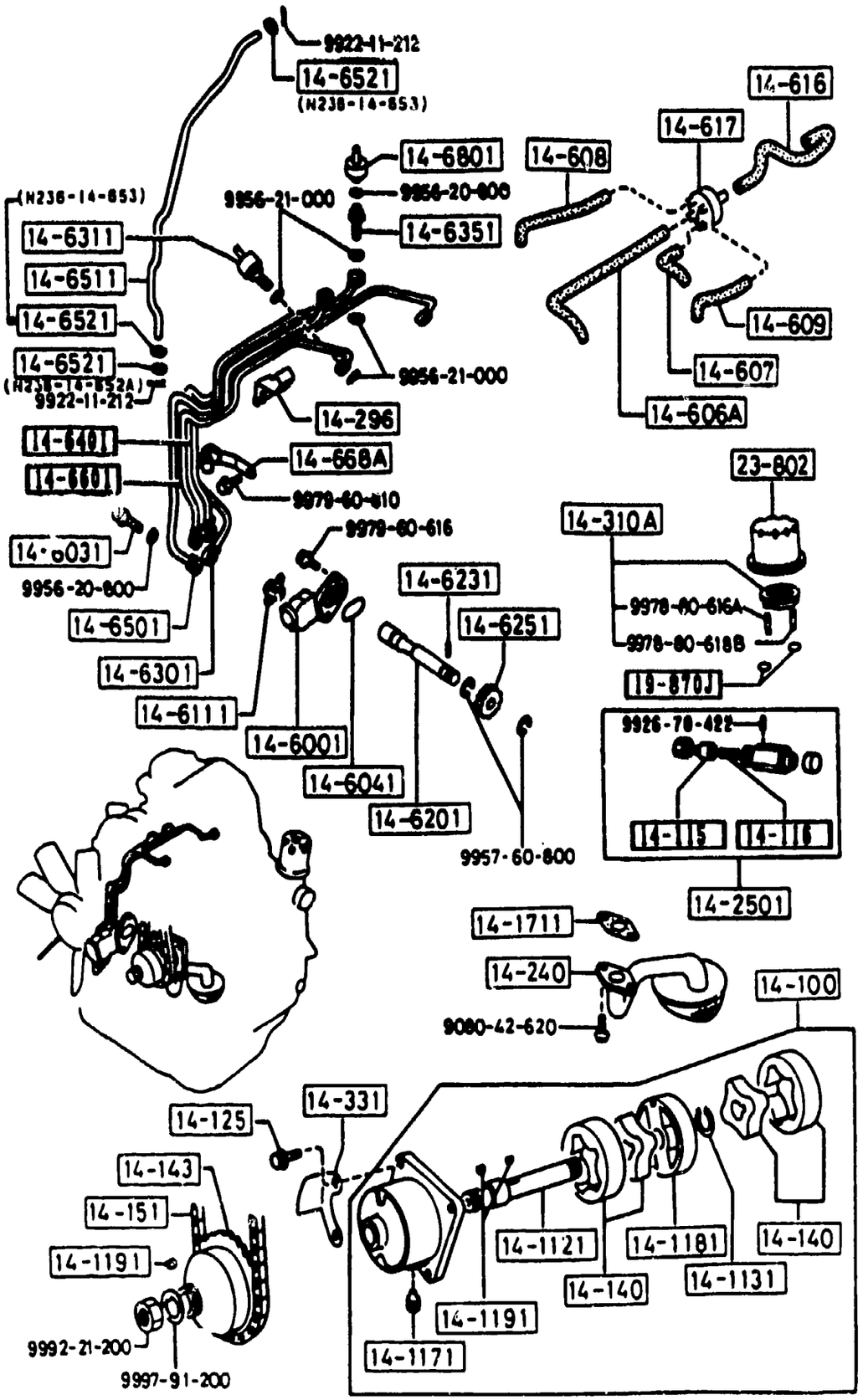

ITEM NO.	D-CODE	DESCRIPTION	PART NO.	QTY	MODEL/DESCRIPTION	REMARKS
	14 6601	TUBE, METERING OIL	N318-14-690A	1		
	14 668A	CLIP, M. OIL TUBE	N318-14-668A	1		
	14 6801	VALVE, CHECK	N236-14-639B	2		
	23 802	CARTRIDGE, OIL FILTER	N3Y6-14-302	1		
		REFER TO PARTS BULL. NO. T-1-7 FOR MORE INFO.				

1500B-1 COOLING SYSTEM (W/O TURBO)

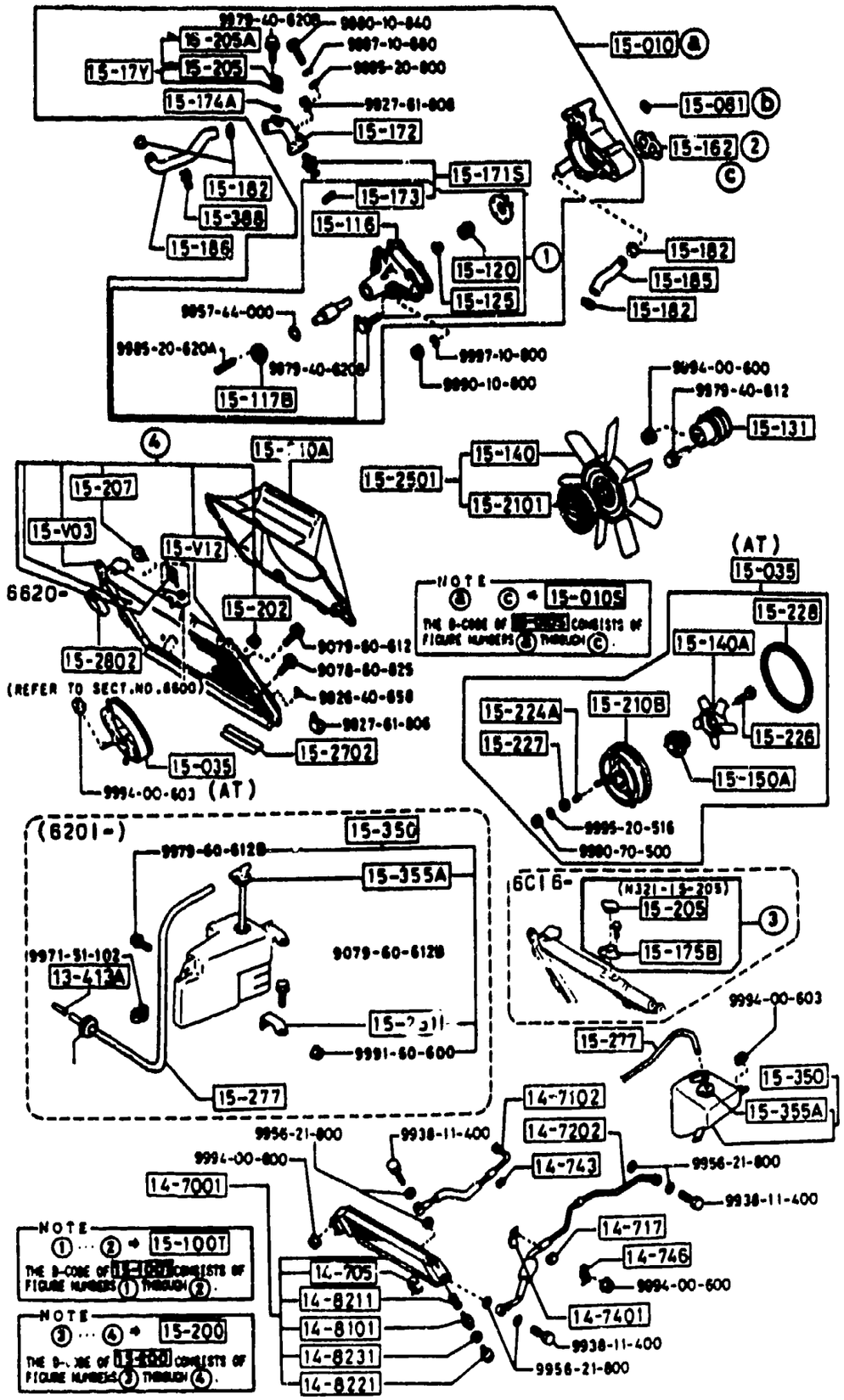

ITEM NO.	D-CODE	DESCRIPTION	PART NO.	QTY	MODEL/DESCRIPTION	REMARKS
	13 413A	PIPE, CONNECTOR	D410-13-413	1		
	14 7001	COOLER, OIL	N326-14-700A	1		
	14 7102	HOSE, OIL	N326-14-710B	1		
	14 717	CLIP, OIL HOSE	N326-14-717B	1		
	14 7202	HOSE, OIL	N326-14-720B	1		
	14 7401	BRACKET, OIL HOSE	N326-14-760B	1		
	14 743	PROTECTOR	N326-14-736	1		
	14 746	PROTECTOR	N326-14-737	1		
	14 8101	PELLET, THERMO	8871-14-810	1		
	14 8211	SPRING, PELLET	1757-14-821	1		
	14 8221	NUT, STOPPER	1757-14-822	1		
	14 8231	GASKET	1757-14-823	1		
	15 010	PUMP, WATER	BAF2-15-010	1	M/T	
			BAF3-15-010	1	A/T	
	15 010S	PUMP SET, WATER	BAF2-15-010	1	M/T	6601-6C16
			BAF2-15-010A	1	M/T	6C16-
			BAF3-15-010	1	A/T	6601-6C16
			BAF3-15-010A	1	A/T	6C16-
	15 035	FAN, ADDITIONAL	N326-15-035A	1	A/T	
	15 081	GASKET	1757-15-106	2		-7201
			N326-15-168	2		7201-
	15 100T	HOUSING SET, WATER PUMP	BAF1-15-100A	1		
	15 103	SPACER	N304-15-103	1		
	15 116	GASKET, WATER PUMP	N326-15-116A	1		
	15 117B	HUB, WATER PUMP PULLEY	N326-15-117A	1		
	15 120	SEAL, WATER PUMP	P330-15-120	1		-7601
	15 125	PLATE, WATER BAFFLE	N304-15-125	1		
	15 131	PULLEY, WATER PUMP	N326-15-131A	1		
	15 140	FAN, COOLING	N326-15-141	1		
	15 140A	FAN, COOLING	N326-15-142	1	A/T	
	15 150A	MOTOR, COOLING FAN	N326-15-151	1	A/T	
	15 162	GASKET	N326-15-162	1		
	15 171S	THERMOSTAT SET	BAF1-15-171	1		
	15 172	COVER, THERMOSTAT	N326-15-172B	1	M/T	
			N318-15-172A	1	A/T	
	15 173	GASKET, THERMOSTAT COVER	1757-15-173	1		
	15 174A	RING	N326-15-174	1		
	15 175B	BODY, FILLER CAP	N326-15-175A	1		
	15 17Y	CAP, FILLER-WATER PUMP	N326-15-17YA	1		
	15 17YA	CAP SET, FILLER-RADIATOR	N323-15-17Y	1		
	15 182	CLAMP, WATER HOSE	N326-15-182	4		

6601	FC33*	-152302
6C16	FC33*	-527275
7201	FC33*	-532667
7601	FC33*	-550168

1500B-2 COOLING SYSTEM (W/O TURBO)

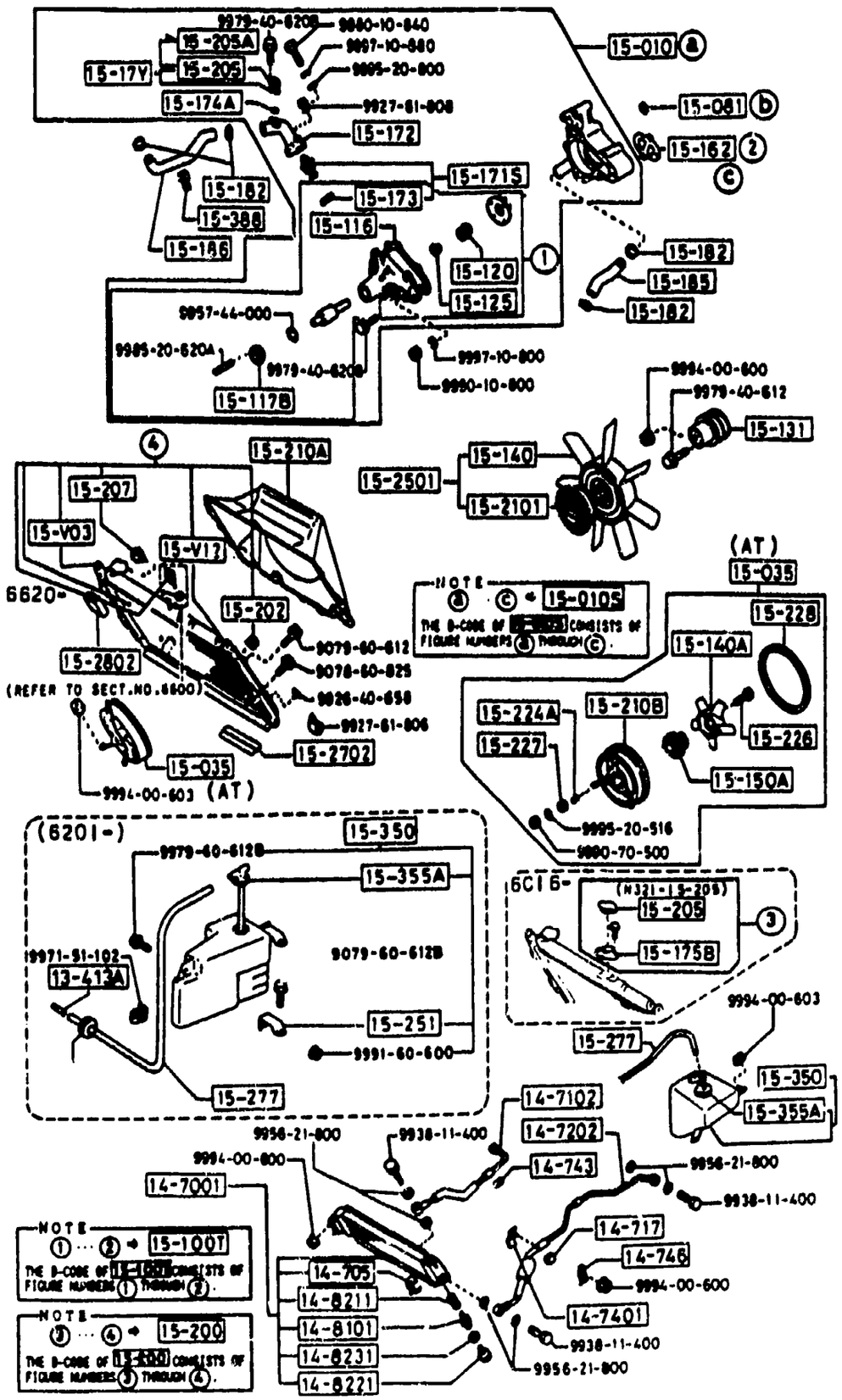

ITEM NO.	D-CODE	DESCRIPTION	PART NO	QTY	MODEL/DESCRIPTION	REMARKS
	15 185	HOSE, WATER	N326-15-185A	1		
	15 186	HOSE, WATER	N326-15-186A	1		
	15 200	RADIATOR	N326-15-200C	1	M/T	
		<C>	N326-15-200D	1	M/T REQUIRES PIPE: D410-13-413 & CAP: N323-15-17Y	
			N327-15-200C	1	A/T	
		<C>	N327-15-200D	1	A/T REQUIRES PIPE: D410-13-413 & CAP: N323-15-17Y	
	15 202	RUBBER, MOUNTING	N326-15-202	4		
	15 205	CAP, RADIATOR	D316-15-205	1		-6C16
			N321-15-205	1		6C16-
			N323-15-205	1		6C16-
	15 207	COCK, DRAIN	N326-15-203	2		
	15 2101	FAN DRIVE	N326-15-150	1		
	15 210A	COWLING, RADIATOR	N326-15-211B	1		
	15 210B	COWLING, FAN	N326-15-15X	1	A/T	
	15 224A	RUBBER, SEAL	N326-15-156	3	A/T	
	15 226	BOLT	N326-15-153	3	A/T	
	15 227	SUPPORT, SEAL RUBBER	N326-15-154	3	A/T	
	15 228	SEAL, AIR-ADDITIONAL FAN	N326-15-228	1	A/T	
	15 234	TANK, UPPER-RADIATOR	N326-15-V02	1		
	15 2501	FAN & FAN DRIVE	N326-15-140	1		
	15 251	BRACKET, SUB TANK	N332-15 370B	2		
	15 2702	SEAL (L), RADIATOR	N326-15-441	1		
	15 277	HOSE, WATER SUB TANK	N326-15-381A	1		-6201
			N332-15-381A	1		6201-6C16
			N332-15-381B	1		6C16-
	15 2802	SEAL (R), RADIATOR	N326-15-421	1		
	15 350	TANK, SUB-RADIATOR	N326-15-350A	1		-6201
			N332-15-350B	1		6201-
	15 355A	CAP, SUB TANK	N326-15-355A	1		-6201
			N332-15-355	1		6201-
	15 382	PROTECTOR, HOSE-SUB TANK	N332-15-382	1		6201
	15 388	CLIP, HOSE-SUB TANK & WATER HOSE	N327-15-388	1		-6C16
	15 V03	BRACKET (R), RADIATOR	N326-15-V03	1		
	15 V12	BRACKET (L), RADIATOR	N326-15-V12	1		

6201 FC33* -129445
6C16 FC33* -527275

1500BA-1 COOLING SYSTEM (TURBO)

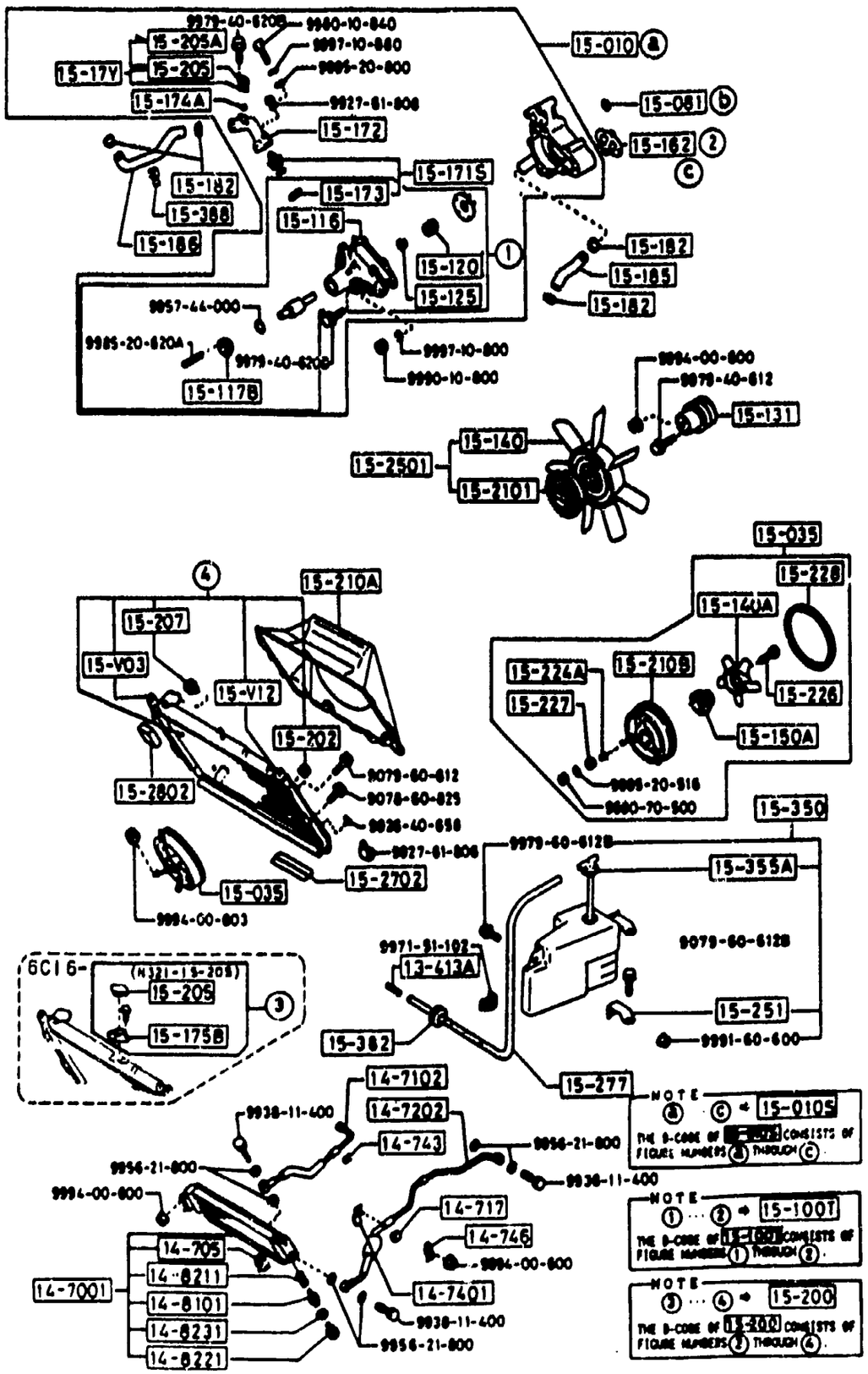

ITEM NO.	D-CODE	DESCRIPTION	PART NO.	QTY	MODEL/DESCRIPTION	REMARKS
	13 413A	PIPE, CONNECTOR	D410-13-413	1		
	14 7001	COOLER, OIL	N326-14-700A	1		
	14 7102	HOSE, OIL	N326-14-710B	1		
	14 717	CLIP, OIL HOSE	N326-14-717B	1		
	14 7202	HOSE, OIL	N326-14-720B	1		
	14 7401	BRACKET, OIL HOSE	N326-14-760B	1		
	14 743	PROTECTOR	N326-14-736	1		
	14 746	PROTECTOR	N326-14-737	1		
	14 8101	PELLET, THERMO	8871-14-810	1		
	14 8211	SPRING, PELLET	1757-14-821	1		
	14 8221	NUT, STOPPER	1757-14-822	1		
	14 8231	GASKET	9956-42-200	1		
	15 010	PUMP, WATER	8AF4-15-010	1		
	15 010S	PUMP SET, WATER	8AF4-15-010	1		6601-6C16
			8AF4-15-010A	1		6C16-
	15 035	FAN, ADDITIONAL	N326-15-035A	1		
	15 081	GASKET	1757-15-106	2		-7201
			N326-15-168	2		7201-
	15 100T	HOUSING SET, WATER PUMP	8AF1-15-100A	1		
	15 116	GASKET, WATER PUMP	N326-15-116	1		
	15 117B	HUB, WATER PUMP PULLEY	N326-15-117A	1		
	15 120	SEAL, WATER-PUMP	8630-15-120	1		-7601
	15 125	PLATE, WATER BAFFLE	N304-15-125	1		
	15 131	PULLEY, WATER PUMP	N326-15-131A	1		
	15 140	FAN, COOLING	N326-15-141	1		
	15 140A	FAN, COOLING	N326-15-142	1		
	15 150A	MOTOR, COOLING FAN	N326-15-151	1		
	15 162	GASKET	N326-15-162	1		
	15 1715	THERMOSTAT SET	8AF1-15-171	1		
	15 172	COVER, THERMOSTAT	N318-15-172A	1		
	15 173	GASKET, THERMOSTAT COVER	1757-15-173	1		
	15 174A	RING	N326-15-174	1		
	15 175B	BODY, FILLER CAP	N326-15-175A	1		
	15 17Y	CAP, FILLER-WATER PUMP	N326-15-17YA	1		-6C16
	15 17YA	CAP SET, FILLER-RADIATOR	N323-15-17Y	1		6C16-
	15 182	CLAMP, WATER HOSE	N326-15-182	4		
	15 185	HOSE, WATER	N326-15-185A	1		
	15 186	HOSE, WATER	N326-15-186A	1		
	15 200	RADIATOR	N326-15-200C	1		
		<C>	N326-15-200D	1	REQUIRES PIPE: D410-13-413 & CAP: N323-15-17Y	

6601	FC33*	-152302
6C16	FC33*	-527275
7201	FC33*	-532667
7601	FC33*	-550168

1500BA-2 COOLING SYSTEM (TURBO)

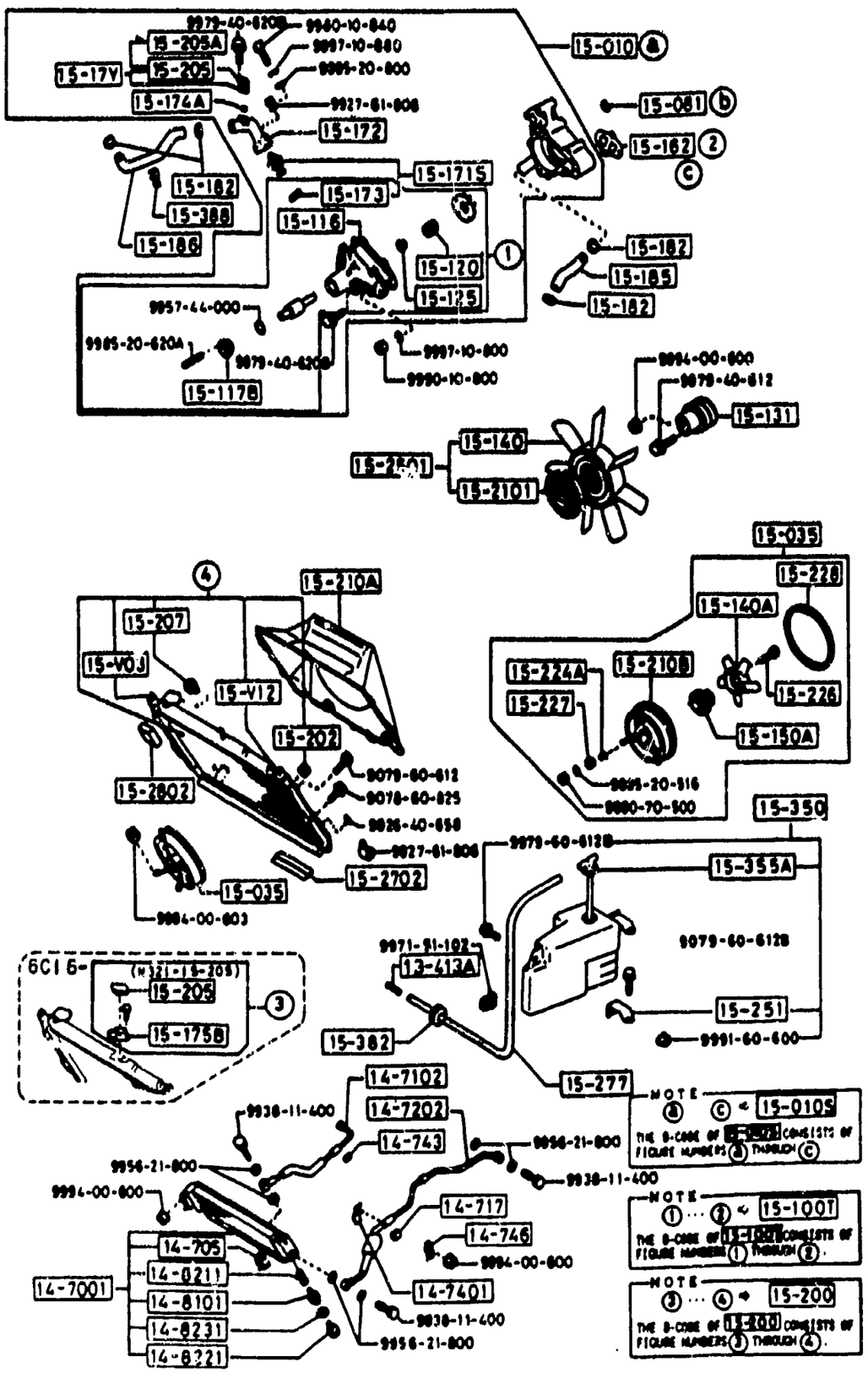

ITEM NO.	D-CODE	DESCRIPTION	PART NO.	QTY	MODEL/DESCRIPTION	REMARKS
	15 202	RUBBER, MOUNTING	N326-15-202	4		
	15 205	CAP, RADIATOR	D316-15-205	1		-6C16
			N321-15-205	1		6C16-
			N323-15-205	1		6C16-
	15 207	COCK, DRAIN	N326-15-203	2		
	15 2101	FAN DRIVE	N326-15-150	1		
	15 210A	COWLING, RADIATOR	N326-15-211B	1		
	15 210B	COWLING, FAN	N326-15-15X	1		
	15 224A	RUBBER, SEAL	N326-15-156	3		
	15 226	BOLT	N326-15-153	3		
	15 227	SUPPORT, SEAL RUBBER	N326-15-154	3		
	15 228	SEAL, AIR-ADDITIONAL FAN	N326-15-228	1		
	15 234	TANK, UPPER-RADIATOR	N326-15-V02	1		
	15 2501	FAN & FAN DRIVE	N326-15-140	1		
	15 251	BRACKET, SUB TANK	N332-15-370B	2		
	15 2702	SEAL (L), RADIATOR	N326-15-441	1		
	15 277	HOSE, WATER SUB TANK	N332-15-381A	1		-6C16
			N332-15-381B	1		6C16-
	15 2802	SEAL (R), RADIATOR	N326-15-421	1		
	15 350	TANK, SUB-RADIATOR	N332-15-350B	1		
	15 355A	CAP, SUB TANK	N332-15-355	1		
	15 382	PROTECTOR, HOSE-SUB TANK	N332-15-382	1		
	15 388	CLIP, HOSE-SUB TANK & WATER HOSE	N327-15-388	1		-6C16
	15 V03	BRACKET (R), RADIATOR	N326-15-V03	1		
	15 V12	BRACKET (L), RADIATOR	N326-15-V12	1		

6C16 FC33* -527275

15808-1 BRACKET, PULLEY & BELT

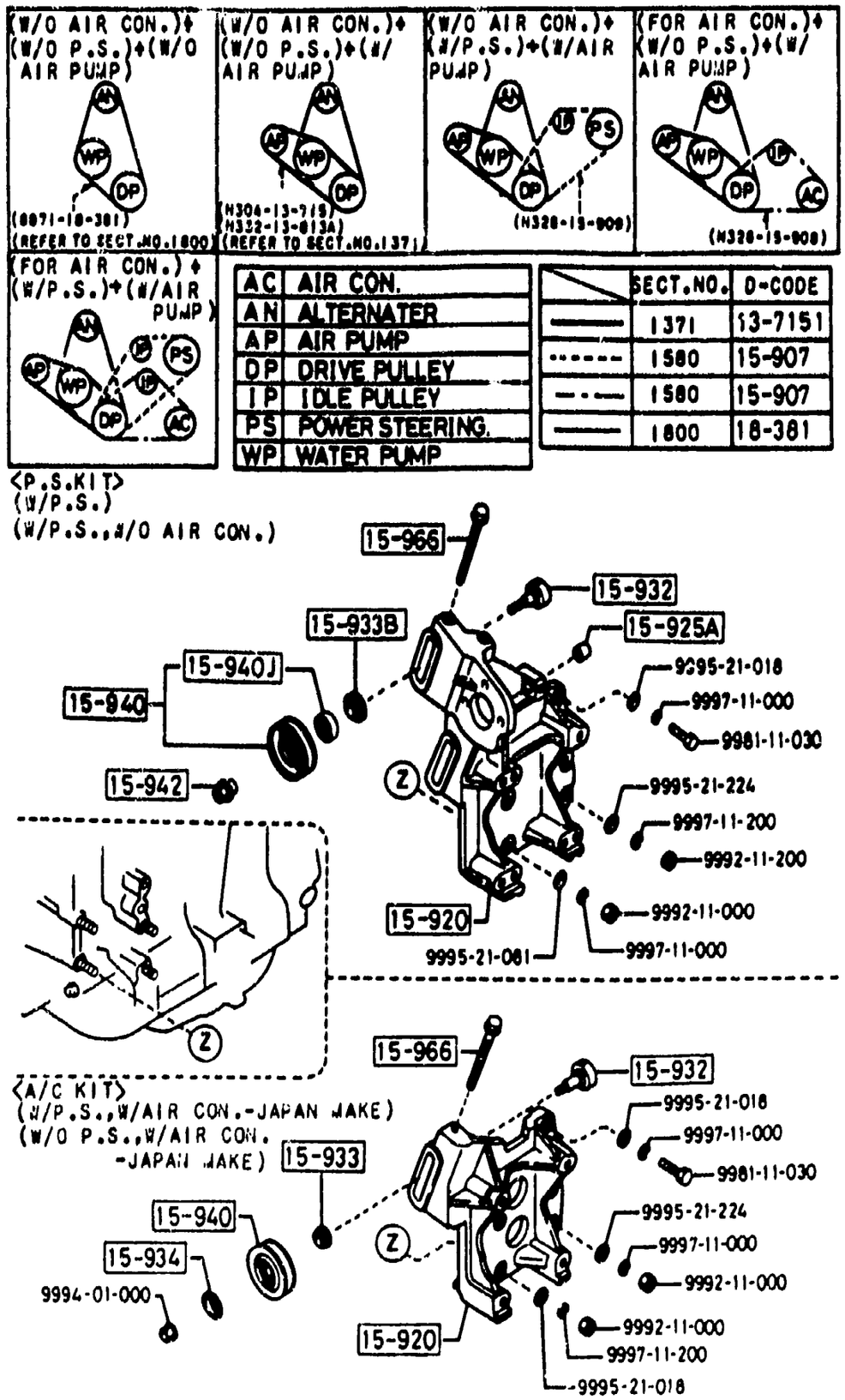

ITEM NO.	D-CODE	DESCRIPTION	PART NO.	QTY	MODEL/DESCRIPTION	REMARKS
	15 907	V-BELT	N326-15-908	1	L=96.5CM TURBO FACTORY A/C	
			N326-15-909	1	L=105.5CM P/S	
	15 920	BRACKET, COMPRESSOR	N327-15-811	1	TURBO W/O P/S, W/ A/C	
			N326-15-910A	1	TURBO W/ P/S & A/C	
			N327-15-910A	1	NON-TURBO	
	15 925A	BUSHING	N326-15-812	1	P/S	
	15 932	SHAFT, PULLEY	N249-15-932A	1	NON-TURBO	
			N326-15-932	1	TURBO	
	15 933	COLLAR, COMPRESSOR BRACKET	N326-15-933	1	TURBO	
	15 933B	SPACER	N249-15-933	2		
	15 934	COVER, DUST	N326-15-934	1	TURBO	
	15 940	PULLEY, IDLE	N249-15-940	1		
			R230-15-940	1	TURBO	
	15 940J	BEARING	9960-62-203	1		
	15 942	COLLAR, COMPRESSOR BRACKET-PULLEY	N249-15-942	1		
	15 966	BOLT, ADJUST	N326-15-966	1	TURBO W/O P/S	
			N327-15-966	1	TURBO W/ P/S	
			N328-15-966	1	NON-TURBO P/S	

1600-1 CLUTCH DISC & COVER (MANUAL) (W/O TURBO)

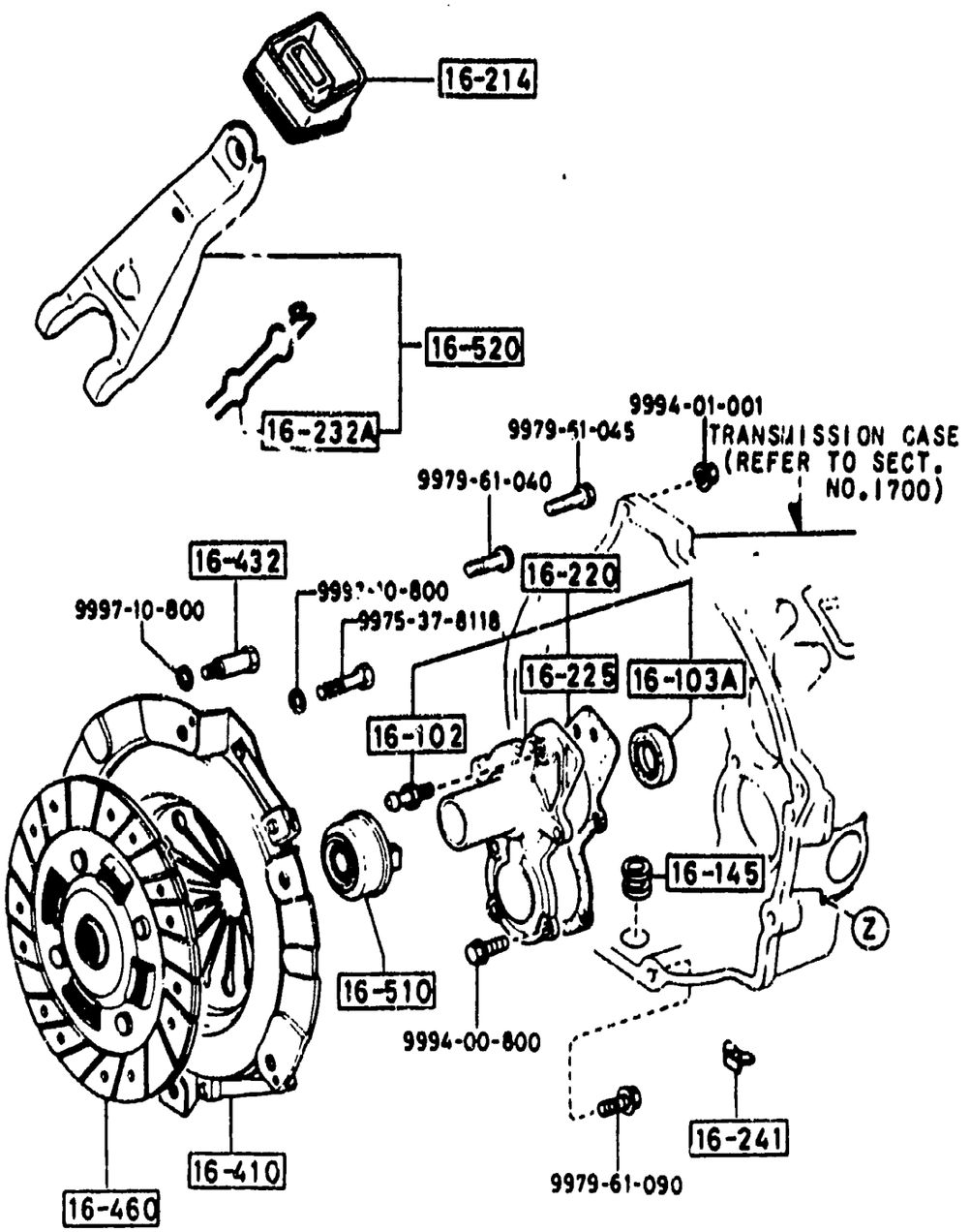

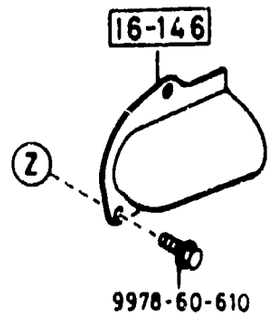

ITEM NO.	D-CODE	DESCRIPTION	PART NO.	QTY	MODEL/DESCRIPTION	REMARKS
	16 102	PIN, PIVOT-CLUTCH RELEASE FORK	0603-16-1028	1		
	16 103A	SEAL, OIL	0603-16-103	1		
	16 145	RUBBER, SEAL	N204-16-145	1		
	16 146	COVER, VENTILATION	N302-16-1508	1		
	16 214	COVER, DUST-CLUTCH FORK	3975-16-214A	1		
	16 220	COVER, FRONT CLUTCH	N204-16-220A	1		
	16 225	GASKET, FRONT COVER	8540-16-225	1		
	16 232A	SUPPORTER, FORK	1416-16-232A	1		
	16 241	PLUG, BLIND	8540-16-241A	1		
	16 410	COVER, CLUTCH	N206-16-410	1	COUPE	
			N304-16-410	1	CONVERTIBLE	
	16 432	BOLT	0839-16-432	2		
	16 460	DISC, CLUTCH	N303-16-460	1		
	16 510	COLLAR, CLUTCH RELEASE	H606-16-510A	1		
	16 520	FORK, CLUTCH RELEASE	N204-16-520	1		

1600A-1 CLUTCH DISC & COVER (MANUAL) (TURBO)

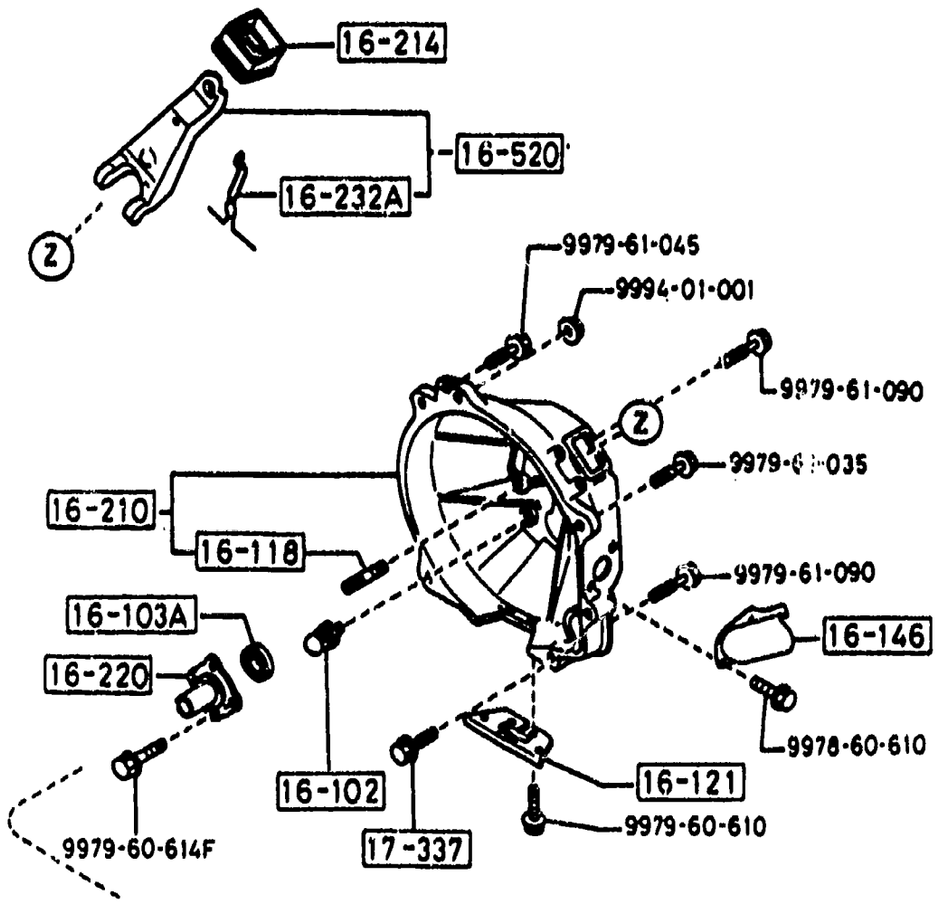

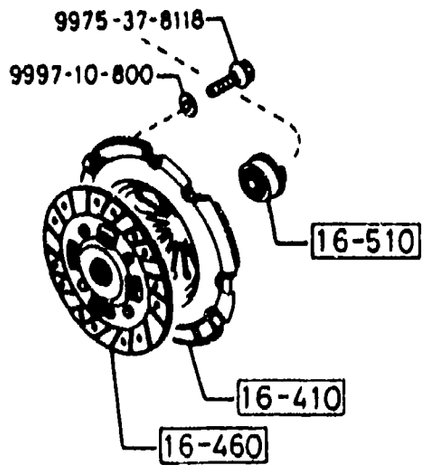

ITEM NO	D-CODE	DESCRIPTION	PART NO	QTY	MODEL/DESCRIPTION	REMARKS
	16 102	PIN, PIVOT-CLUTCH RELEASE FORK	N302-16-102	1		
	16 103A	SEAL, OIL	0603-16-103	1		
	16 118	STUD, CLUTCH HOUSING	N302-16-118A	4		
	16 121	COVER, UNDER CLUTCH HOUSING	N302-16-140	1		
	16 146	COVER, VENTILATION	N302-16-1508	1		
	16 210	HOUSING, CLUTCH	N302-16-2108	1		
	16 214	COVER, DUST-CLUTCH FORK	N302-16-214	1		
	16 220	COVER, FRONT CLUTCH	N302-16-221	1		
	16 232A	SUPPORTER, FORK	1416-16-232A	1		
	16 410	COVER, CLUTCH	JE01-16-4108	1		
	16 460	DISC, CLUTCH	N307-16-460	1		
	16 510	COLLAR, CLUTCH RELEASE	F853-16-510	1		
	16 520	FORK, CLUTCH RELEASE	N302-16-520	1		
	17 337	BOLT	8401-17-337A	8		

1700-1 TRANSMISSION CASE (MANUAL) (W/O TURBO)

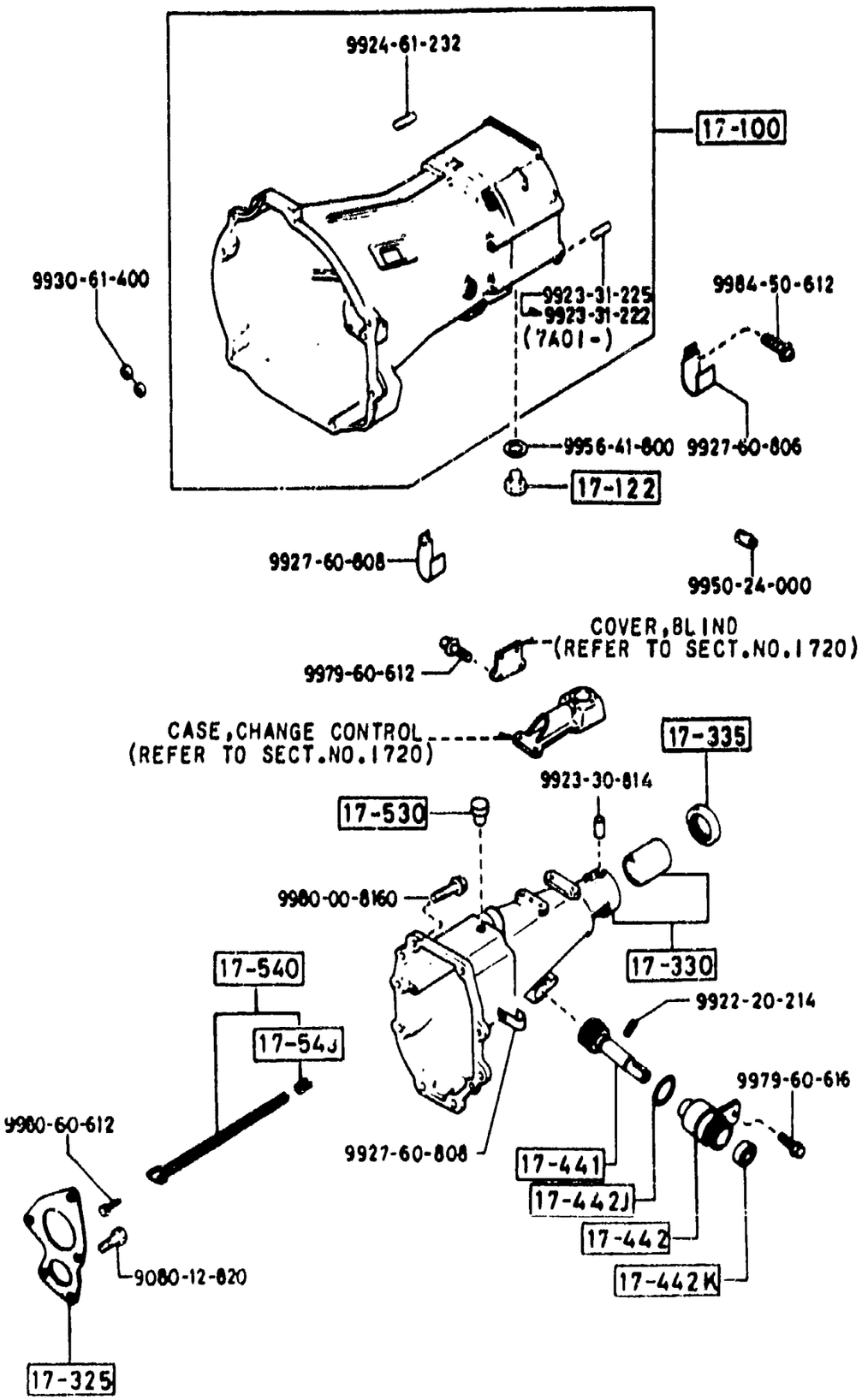

ITEM NO.	D-CODE	DESCRIPTION	PART NO	QTY	MODEL/DESCRIPTION	REMARKS
	17 100	CASE, T/MISSION	M511-17-100B	1		
		<A>	M511-17-100C	1		
	17 122	PLUG, MAGNET	0810-17-121	1		
	17 325	COVER, BEARING	8086-17-326	1		
	17 330	HOUSING, EXTENSION	M517-17-330A	1		
	17 335A	SEAL, OIL	0437-17-335A	1		
	17 441	GEAR, DRIVEN	0862-17-441A	1	N=19 CONVERTIBLE	
			1669-17-441A	1	N=20 COUPE	
	17 442	SLEEVE, SPEEDOMETER	1669-17-442B	1		
	17 442J	O-RING	1011-17-443	1		
	17 442K	SEAL, OIL	9958-60-8166	1		
	17 530	BREATHER, AIR-T/MISSION	0884-17-530	1		
	17 540	PASS, OIL	8086-17-540A	1		-'7201
			M501-17-550A	1		'7201-
	17 543	RUBBER, SEAL	M501-17-543A	1		'7201-

'7201 FC33* 532667

SECTION INDEX -- ENGINE

STARTING LOCATION	SECT. NO.	SECTION NAME
1 - C 3	1000B	SHORT ENGINE BLOCK & GASKET SETS (W/O TURBO)
1 - D 3	1000BA	SHORT ENGINE & GASKET SETS (TURBO)
1 - E 3	1030B	ROTOR HOUSINGS (W/O TURBO)
1 - F 3	1030BA	ROTOR HOUSINGS (TURBO)
1 - G 3	1040B	OIL PAN, FRONT & REAR HOUSING (W/O TURBO)
1 - H 3	1040BA	OIL PAN, FRONT & REAR HOUSING (TURBO)
1 - I 3	1100B	ECCENTRIC SHAFT & FLYWHEEL (W/O TURBO)
1 - J 3	1100BA	ECCENTRIC SHAFT & FLYWHEEL (TURBO)
1 - K 3	1110B	ROTORS & RELATED PARTS (W/O TURBO)
1 - L 3	1110BA	ROTORS & RELATED PARTS (TURBO)
1 - M 3	1300B	INTAKE MANIFOLD (W/O TURBO)
1 - N 3	1300BA	INTAKE MANIFOLD (TURBO)
1 - C 4	1310B	EXHAUST MANIFOLD (W/O TURBO)
1 - D 4	1310BA	EXHAUST MANIFOLD (TURBO)
1 - G 4	1320B	FUEL SYSTEM (W/O TURBO)
1 - I 4	1320BA	FUEL SYSTEM (TURBO)
1 - K 4	1330B	AIR CLEANER (W/O TURBO)
1 - L 4	1330BA	AIR CLEANER (TURBO)
1 - M 4	1350B	STARTING ASSIST SYSTEM (W/O TURBO)
1 - N 4	1350BA	STARTING ASSIST SYSTEM (TURBO)
1 - C 5	1364B	THROTTLE BODY COMPONENTS (W/O TURBO)
1 - D 5	1364BA	THROTTLE BODY COMPONENTS (TURBO)
1 - E 5	1371B	AIR PUMP & AIR CONTROL VALVE (W/O TURBO)
1 - F 5	1371BA	AIR PUMP & AIR CONTROL VALVE (TURBO)
1 - G 5	1380B	EMISSION CONTROL SYSTEM (EXHAUST SIDE) (W/O TURBO)
1 - K 5	1380BA	EMISSION CONTROL SYSTEM (EXHAUST SIDE) (TURBO)
1 C 6	1400B	OIL PUMP & FILTER (W/O TURBO)
1 - E 6	1400BA	OIL PUMP & FILTER (TURBO)
1 - G 6	1500B	COOLING SYSTEM (W/O TURBO)
1 - I 6	1500BA	COOLING SYSTEM (TURBO)
1 - K 6	1580B	BRACKET, PULLEY & BELT
1 - L 6	1600	CLUTCH DISC & COVER (MANUAL) (W/O TURBO)
1 - M 6	1600A	CLUTCH DISC & COVER (MANUAL) (TURBO)
1 - N 6	1700	TRANSMISSION CASE (MANUAL) (W/O TURBO)
1 - C 7	1700A	TRANSMISSION CASE (MANUAL) (TURBO)
1 - D 7	1710	TRANSMISSION GEARS (MANUAL) (W/O TURBO)
1 - G 7	1710A	TRANSMISSION GEARS (MANUAL) (TURBO)
1 - J 7	1720	CHANGE CONTROL SYSTEM (MANUAL) (W/O TURBO)
1 - K 7	1720A	CHANGE CONTROL SYSTEM (MANUAL) (TURBO)
1 - L 7	1800B	ENGINE ELECTRICAL SYSTEM (W/O TURBO)
1 - C 8	1800BA	ENGINE ELECTRICAL SYSTEM (TURBO)
1 - F 8	1830B	ALTERNATOR (W/O TURBO)
1 - G 8	1830BA	ALTERNATOR (TURBO)
1 - H 8	1840B	STARTER (W/O TURBO)
1 - I 8	1840BA	STARTER (TURBO)
1 - J 8	1850B	BATTERY
1 - K 8	1910	TORQUE CONVERTER, OIL PUMP & PIPINGS (AUTOMATIC)
1 - L 8	1920	TRANSMISSION CASE & MAIN CONTROL SYSTEM (AUTOMATIC)
1 - C 9	1925	CONTROL VALVE (AUTOMATIC)
1 - E 9	1930	CLUTCHES & PLANETARY GEARS (AUTOMATIC)
1 - H 9	1940	GOVERNOR LOW & REVERSE PISTON (AUTOMATIC)
1 - I 9	1950	MANUAL LINKAGE SYSTEM (AUTOMATIC)
1 - J 9	1960	GASKET & SEAL KIT (AUTOMATIC)

STARTING LOCATION	SECT. NO.	SECTION NAME

1700A-1 TRANSMISSION CASE (MANUAL) (TURBO)

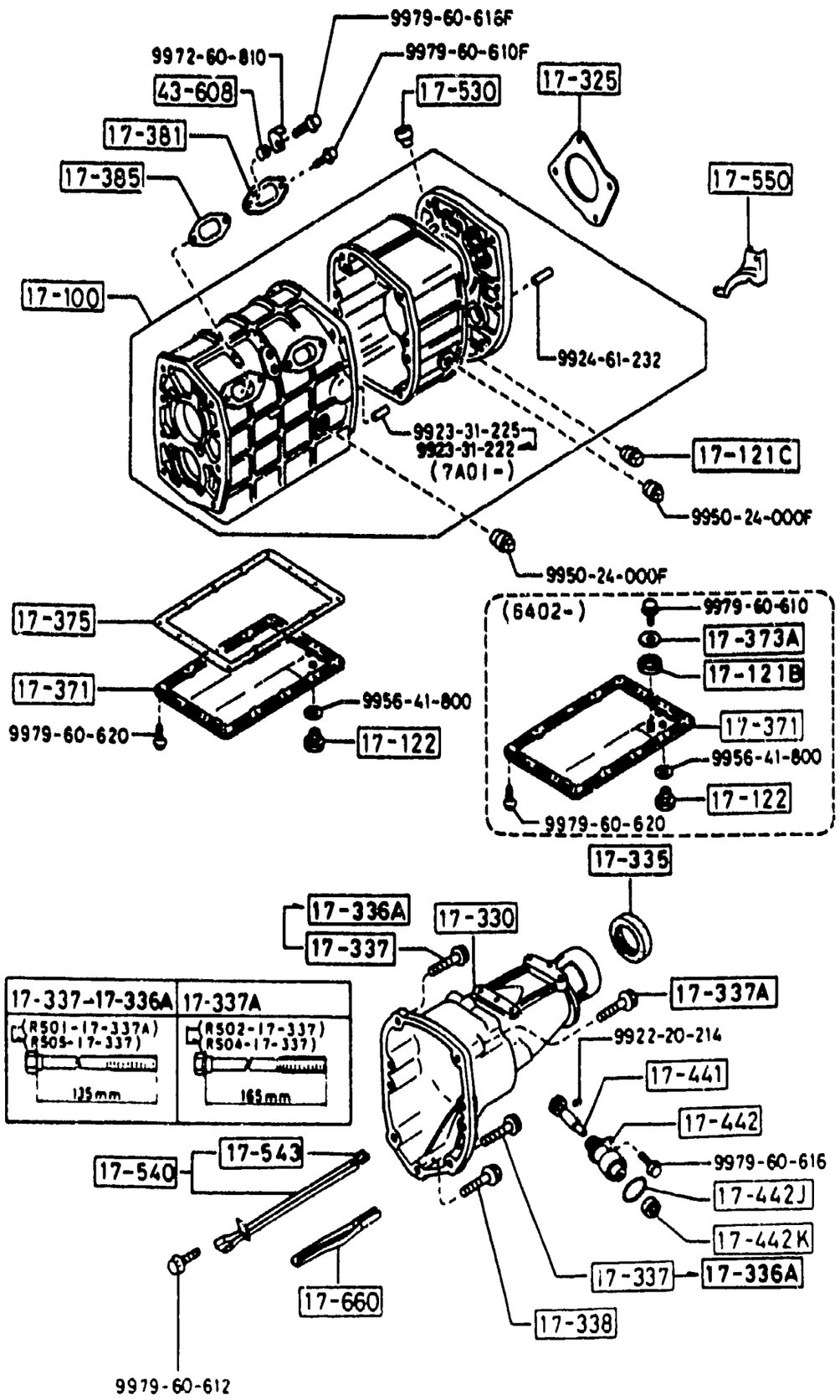

ITEM NO.	D-CODE	DESCRIPTION	PART NO.	QTY	MODEL/DESCRIPTION	REMARKS
	17 100	CASE, T/MISSION	R503-17-200E	1		
	17 121B	MAGNET	B501-17-121	1		6402-
	17 121C	PLUG, MAGNET	0107-17-121	1		
	17 122	PLUG, MAGNET	0810-17-121	1		
	17 325	COVER, BEARING	0884-17-325B	1		
	17 330	HOUSING, EXTENSION	R503-17-330C	1		
	17 335	SEAL, OIL	M502-17-335A	1		
	17 337	BOLT	R501-17-337A	5		
	17 337A	BOLT	R504-17-337	1		
	17 338	BOLT	R501-17-338A	1		
	17 371	COVER, UNDER	0862-17-371	1		-6402
			R501-17-371A	1		6402-
	17 373A	PLATE, DRAIN PLUG-UNDER COVER	R501-17-373	1		6402-
	17 375	GASKET UNDER COVER	R501-17-375	1		
	17 381	COVER, BLIND	0810-17-381A	2		
	17 385	GASKET, BLIND COVER	0810-17-385	2		
	17 441	GEAR, DRIVEN	1669-17-441A	1	N=20	
	17 442	SLEEVE, SPEEDOMETER	1669-17-442B	1		
	17 442J	O-RING	1011-17-443	1		
	17 442K	SEAL, OIL	9958-60-8166	1		
	17 530	BREATHER, AIR-T/MISSION	0884-17-530	1		
	17 540	PASS, OIL	R502-17-540B	1		
	17 543	RUBBER, SEAL	M501-17-543A	1		
	17 550	GUIDE, OIL	1281-17-550	1		
	17 660	PASS, OIL	0862-17-660C	1		
	43 608	SPACER	1281-17-383	2		

6402 FC33* -140427

1710-1 TRANSMISSION GEARS (MANUAL) (W/O TURBO)

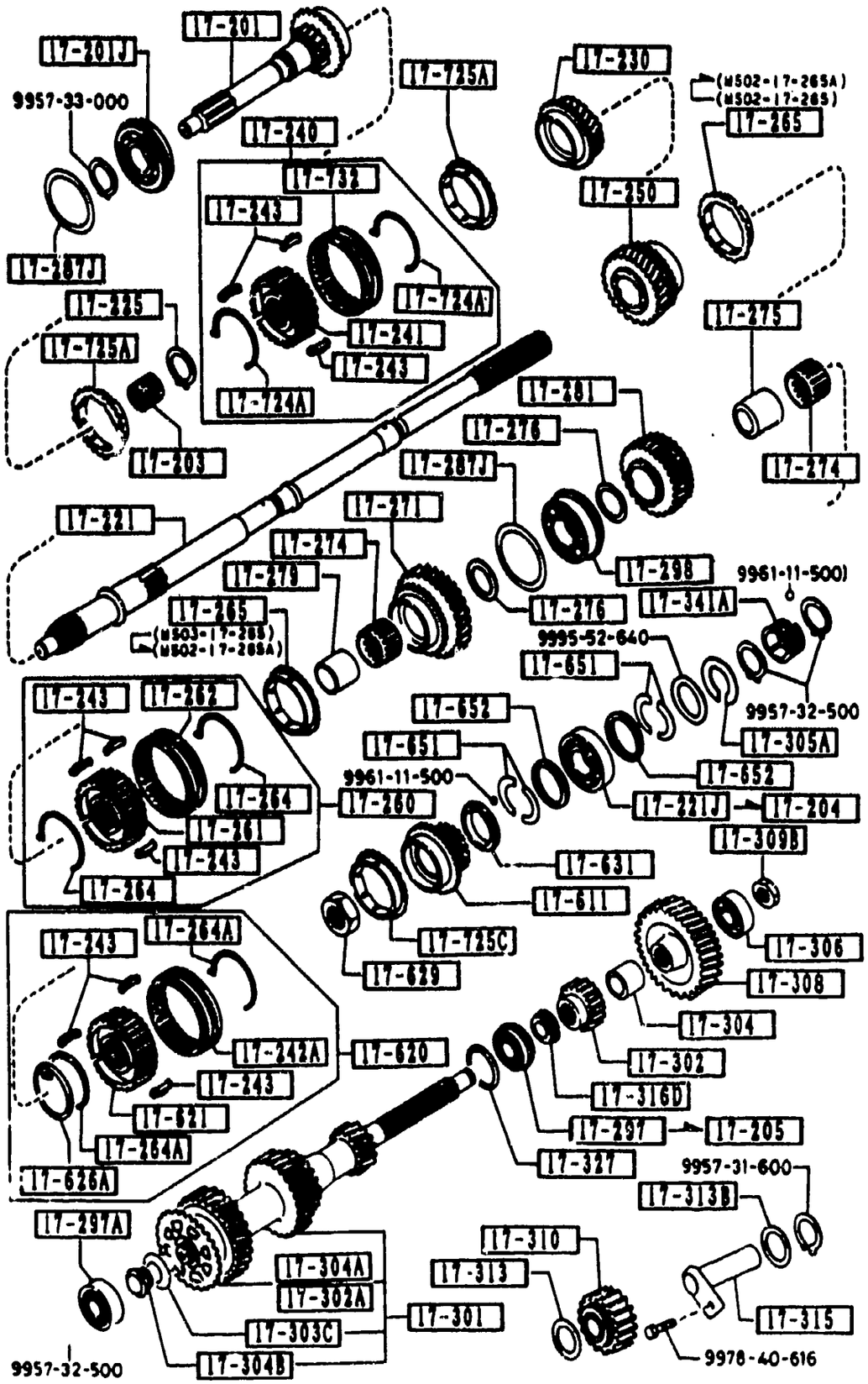

ITEM NO.	D-CODE	DESCRIPTION	PART NO.	QTY	MODEL/DESCRIPTION	REMARKS
	17 201	GEAR, MAIN DRIVE	M515-17-201A	1		
	17 201J	BEARING, BALL-MAIN DRIVE GEAR	M502-17-295C	1		
	17 203	BEARING, NEEDLE	M501-17-210	1		
	17 204	BEARING, BALL-MAIN SHAFT	M503-17-204	1		7123-
	17 205	BEARING, ROLLER	R502-17-306	1		
		<C>	R502-17-306A	1	REQUIRES SPACER: R502-17-316	
	17 221	SHAFT, MAIN	M505-17-221A	1		
	17 221J	BEARING, BALL	M503-17-204	1		-7123
	17 225	RING, SNAP	0317-17-225	1		
	17 230	GEAR, 3RD	M510-17-231A	1		
	17 241	HUB, CLUTCH	M508-17-261A	1	3RD GEAR, OVERTOP	
	17 242A	SLEEVE, CLUTCH HUB	F401-17-242A	1	OVERTOP	
	17 243	KEY, SYNCHRONIZER	F401-17-243A	9		
	17 250	GEAR, 2ND	M508-17-251	1		
	17 261	HUB, CLUTCH	M502-17-261	1	1ST, 2ND	
	17 262	SLEEVE, CLUTCH HUB	M503-17-262	1	1ST, 2ND	
	17 264	SPRING, SYNCHRONIZER KEY	G401-17-264	2	1ST, 2ND	
	17 264A	SPRING, SYNCHRONIZER	F401-17-264A	2	2ND	
	17 265	RING, SYNCHRONIZER	M502-17-265A	2	1ST, 2ND	
	17 271	GEAR, 1ST	M510-17-271	1		
	17 274	BEARING, NEEDLE	4069-17-283A	2		
	17 275	RACE, INNER	4069-17-284E	1	REVERSE	
	17 276	WASHER, THRUST	0259-17-276	2	T=2.2MM	
			0259-17-277	2	T=2.7MM	
			0259-17-274A	2	T=3MM	
			0259-17-278	2	T=3.2MM	
			0259-17-279	2	T=3.7MM	
	17 279	SLEEVE, GEAR	8540-17-275A	1	1ST	
	17 281	GEAR, REVERSE	M501-17-281B	1		
	17 287J	SHIM, ADJUST	9996-36-310	2	T=0.1MM	
			9996-36-315	1	T=0.15MM	
			9996-36-330	2	T=0.3MM	
	17 297	BEARING, BALL-COUNTER SHAFT GEAR	R502-17-306	1		
		<C>	R502-17-306A	1	REQUIRES SPACER: R502-17-316	
	17 297A	BEARING, BALL-COUNTER SHAFT GEAR	M502-17-297A	1		
	17 298	BEARING	M501-17-298A	1		
	17 301	GEAR, COUNTER SHAFT	M519-17-300B	1		
	17 302	GEAR, COUNTER REVERSE	M586-17-302C	1		-7301

7123 FC33* -531326
7301 FC33* -537230

1710-2 TRANSMISSION GEARS (MANUAL) (W/O TURBO)

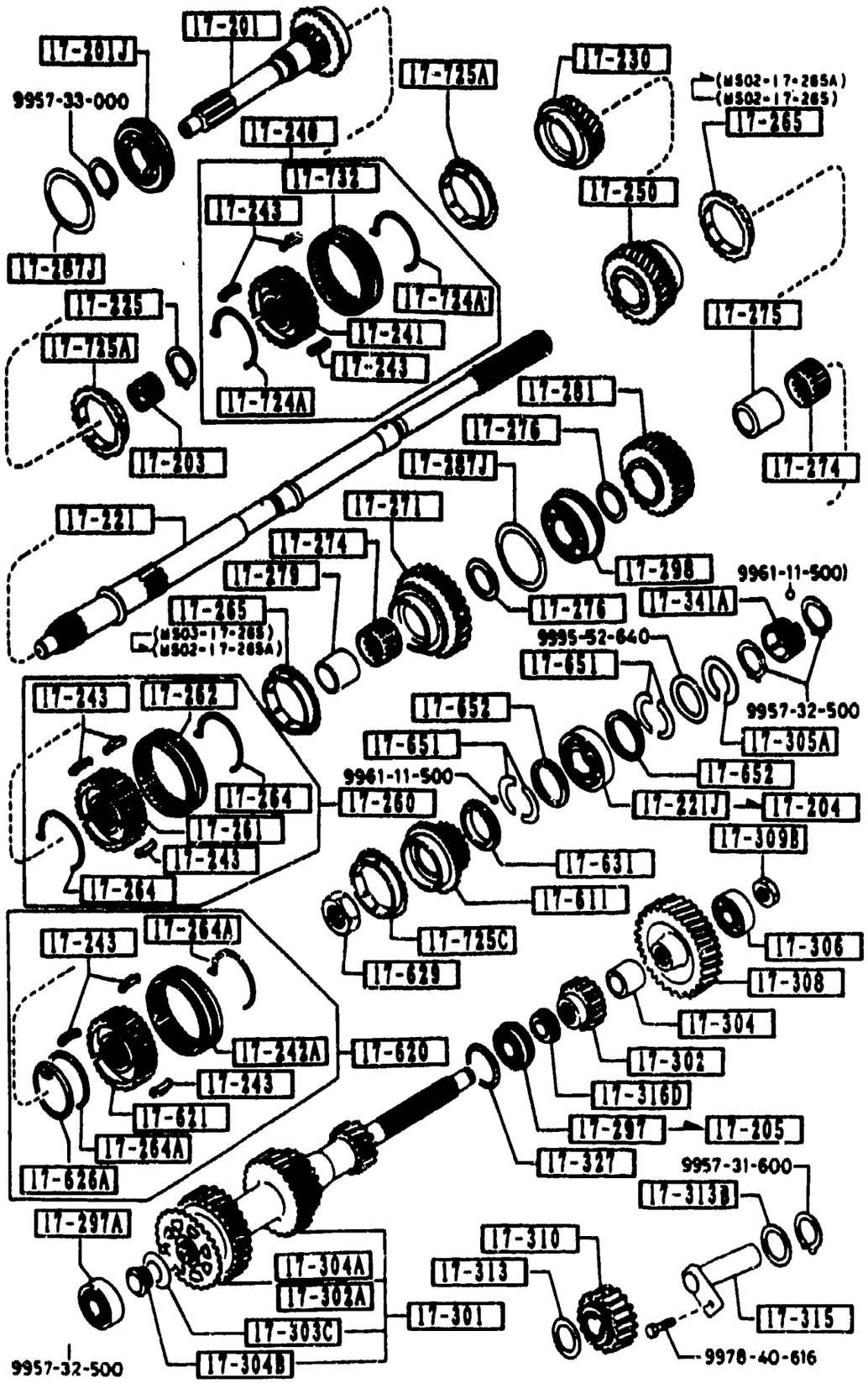

ITEM NO.	D-CODE	DESCRIPTION	PART NO.	QTY	MODEL/DESCRIPTION	REMARKS
	17 302 (CONT'D)		M503-17-302B	1		7301-
	17 302A	GEAR, FRICTION	M502-17-302B	1		
	17 303C	SPRING, DIAPHRAGM	M501-17-303	1		
	17 304	SPACER	M504-17-304	1		
	17 304B	SPACER	M501-17-304B	1		
	17 305A	RING, RETAINING-BALL BEARING	0839-17-305B	1		
	17 306	BEARING, BALL	M502-17-299A	1		
	17 308	GEAR, COUNTER	M504-17-308	1		-6422
		REFER TO SERV. BULL. NO. 020/86, CAT. 7 FOR MORE INFO.				
			M507-17-308	1		6422-
	17 309B	NUT, LOCK-COUNTER SHAFT BRACKET	M501-17-309	1		
	17 310	GEAR, REVERSE IDLE	M504-17-310C	1		
	17 313	WASHER, THRUST-REVERSE IDLE GEAR	4069-17-313	1		
	17 313B	WASHER, THRUST	4077-17-316	1	T=2.6MM	
			4077-17-314A	1	T=2.8MM	
			4077-17-315A	1	T=3MM	
	17 315	SHAFT, REVERSE IDLE GEAR	8086-17-140A	1		
	17 327	SHIM, ADJUST-COUNTER SHAFT GEAR	0305-17-327	2	T=0.1MM	
			0305-17-328	1	T=0.3MM	
	17 341A	GEAR, SPEEDOMETER DRIVE	1281-17-341	1		
	17 611	GEAR, OVERTOP	M509-17-611	1		-6422
		REFER TO SERV. BULL. NO. 020/86, CAT. 7, FOR MORE INFO.				
			M512-17-611	1		6422-
	17 621	HUB, CLUTCH	M510-17-261	1	OVERTOP & REVERSE	
	17 626A	RING, RETAINING-CLUTCH HUB	3648-17-626	1	OVERTOP & REVERSE	
	17 629	NUT, LOCK-CLUTCH HUB	8601-17-629	1		
	17 631	WASHER, THRUST LOCK-OVERTOP GEAR	0884-17-632B	1	T=6.2MM	
			0884-17-633B	1	T=6.4MM	
			0884-17-634B	1	T=6.5MM	
			0884-17-635B	1	T=6.6MM	
	17 651	WASHER, THRUST	M501-17-655	2	T=2.9MM	
			M501-17-651	4	T=3MM	
			M501-17-653	2	T=3.1MM	
			M501-17-654	2	T=3.2MM	
	17 652	RING, THRUST WASHER	M501-17-652	2		

6422 FC33* -144863
730 FC33* -537230

1710-3 TRANSMISSION GEARS (MANUAL) (W/O TURBO)

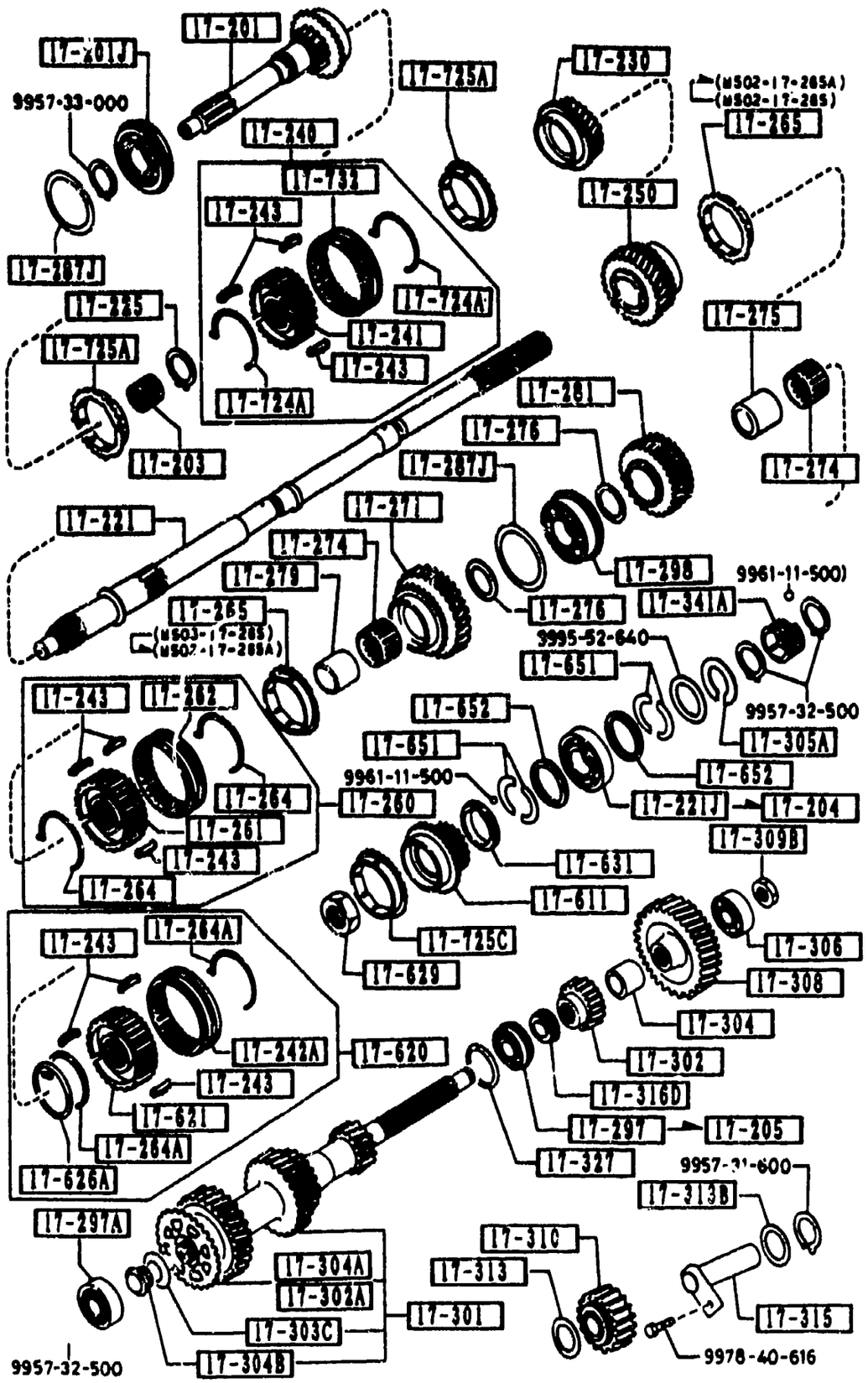

ITEM NO.	D-CODE	DESCRIPTION	PART NO.	QTY	MODEL/DESCRIPTION	REMARKS
	17 724A	SPRING, SYNCHRONIZER KEY	W501-17-724	2	3RD & OVERTOP	
	17 725A	RING, SYNCHRONIZER	W501-17-725A	2	3RD & OVERTOP	
	17 725C	RING, SYNCHRONIZER	V501-17-725	1	OVERTOP	
	17 732	SLEEVE, CLUTCH HUB	W501-17-732A	1	3RD & OVERTOP	

1710A-1 TRANSMISSION GEARS (MANUAL) (TURBO)

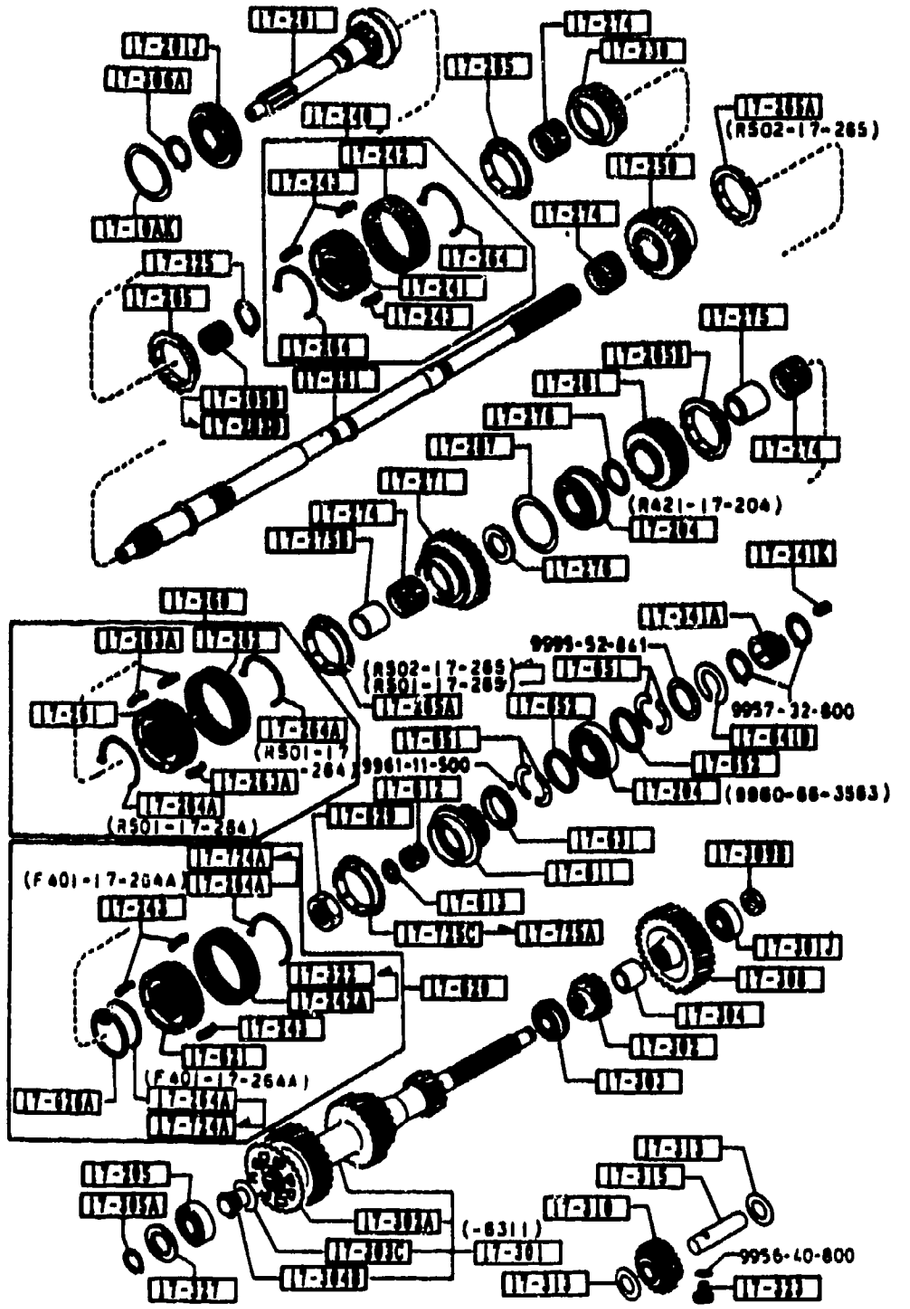

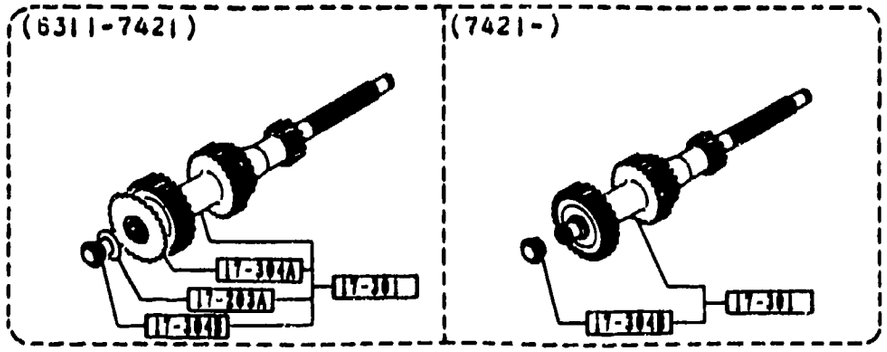

ITEM NO.	D-CODE	DESCRIPTION	PART NO.	QTY	MODEL/DESCRIPTION	REMARKS
	17 10AK	SHIM, ADJUST	9996-36-910	2	T=0.1MM	
			9996-36-930	1	T=0.3MM	
	17 201	GEAR, MAIN DRIVE	R501-17-21XA	1		
	17 201J	BEARING, BALL-MAIN DRIVE GEAR	R421-17-295	1		
	17 203A	SPRING, DIAPHRAGM	R502-17-203A	1		6311-7201
			R504-17-203	1		7201-7421
	17 204	BEARING, BALL-MAIN SHAFT	R421-17-204	1	1ST	
			9960-66-3563	1	OVERTOP	
	17 205	BEARING, ROLLER	R502-17-306	1		
		<C>	R502-17-306A	1	REQUIRES SPACER: R502-17-316	
	17 205B	BEARING, NEEDLE	H505-17-283A	1		
	17 221	SHAFT, MAIN	R503-17-221B	1		
	17 225	RING, SNAP	0317-17-225	1		
	17 230	GEAR, 3RD	R502-17-231B	1		
	17 241	HUB, CLUTCH	R501-17-241	1	3RD, OVERTOP	
	17 242	SLEEVE, CLUTCH HUB	R501-17-242	1	3RD, OVERTOP	
	17 242A	SLEEVE, CLUTCH HUB	F401-17-242A	1	REVERSE	-6B01
	17 243	KEY, SYNCHRONIZER	F401-17-243A	6	3RD, REVERSE	
	17 250	GEAR, 2ND	R502-17-250A	1		
	17 261	HUB, CLUTCH	R501-17-261	1	1ST, 2ND	
	17 262	SLEEVE, CLUTCH HUB	R501-17-262	1		
	17 263A	KEY, SYNCHRONIZER	W501-17-263A	3		
	17 264	SPRING, SYNCHRONIZER KEY	G402-17-264	2	3RD, OVERTOP	
	17 264A	SPRING, SYNCHRONIZER	R501-17-264	2	1ST, 2ND	
			F401-17-264A	2	REVERSE	-6B01
	17 265	RING, SYNCHRONIZER	M502-17-265A	2	1ST, 2ND	
	17 265A	RING, SYNCHRONIZER	R502-17-265A	2	1ST, 2ND	
	17 265B	RING, SYNCHRONIZER	R503-17-265A	1	REVERSE	6B01-
	17 271	GEAR, 1ST	R502-17-270A	1		
	17 274	BEARING, NEEDLE	0884-17-274	4		
	17 275	RACE, INNER	3648-17-275A	1	REVERSE	
	17 275B	RACE, INNER	0884-17-275B	1	1ST	
	17 276	WASHER, THRUST	0839-17-276	1	T=2.5MM	
			0839-17-277	2	T=3MM	
			0839-17-278	1	T=3.5MM	
	17 281	GEAR, REVERSE	R501-17-281A	1		-6B01
			R502-17-281A	1		6B01-
	17 287	SHIM, ADJUST	0839-17-287	2	T=0.1MM	
			0839-17-288	1	T=0.3MM	
	17 301	GEAR, COUNTER SHAFT	R506-17-300G	1		

6311	FC33*	-136264
6B01	FC33*	-522333
7201	FC33*	-532667
7421	FC33*	-547007

1710A-2 TRANSMISSION GEARS (MANUAL) (TURBO)

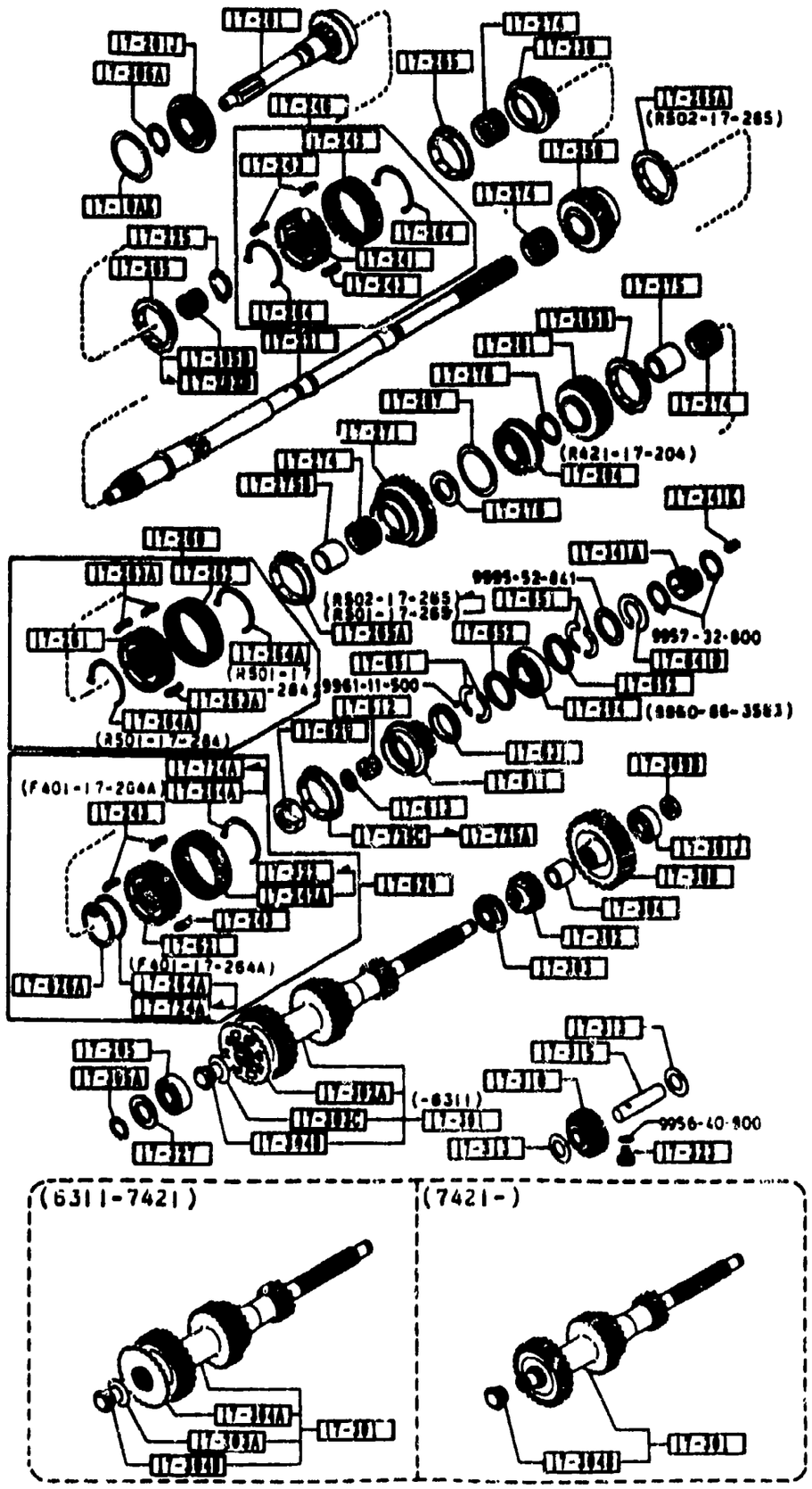

ITEM NO.	D-CODE	DESCRIPTION	PART NO.	QTY	MODEL/DESCRIPTION	REMARKS
	17 301J	BEARING, BALL	R521-17-299	1		
	17 302	GEAR, COUNTER REVERSE	0821-17-302A	1		-6801
			R501-17-302	1		6801-
	17 302A	GEAR, FRICTION	R502-17-304B	1		-6311
	17 303	BEARING, BALL	0821-17-303	1		
	17 303C	SPRING, DIAPHRAGM	M502-17-303	1		-6311
	17 304	SPACER	R501-17-304	1		
	17 304A	GEAR, FRICTION	R505-17-304	1		6311-7421
	17 304B	SPACER	M501-17-304B	1		-6311
			R501-17-316A	1		6311-
	17 305A	RING, RETAINING-BALL BEARING	0839-17-305B	1		
	17 306A	RING, SNAP	0727-17-306	1		
	17 308	GEAR, COUNTER	R503-17-308A	1		-6801
			R505-17-308	1		6801-
	17 309B	NUT, LOCK-COUNTER SHAFT BRACKET	M501-17-309	1		
	17 310	GEAR, REVERSE IDLE	3648-17-310	1		-6801
			R502-17-310	1		6801-
	17 313	WASHER, THRUST-REVERSE IDLE GEAR	0821-17-313	2		
	17 315	SHAFT, REVERSE IDLE GEAR	0884-17-315	1		
	17 322	SLEEVE, CLUTCH HUB	R501-17-622	1	REVERSE	6801-
	17 323	BOLT SET	4069-17-323	1		
	17 327	SHIM, ADJUST-COUNTER SHAFT GEAR	0305-17-327	1	T=0.1MM	-6501
				2	T=0.1MM	6501-
			0305-17-328	1	T=0.3MM	
	17 341A	GEAR, SPEEDOMETER DRIVE	R501-17-341	1		
	17 341K	KEY	M501-17-342	1		
	17 611	GEAR, OVERTOP	R503-17-611	1		-6801
			R505-17-610B	1		6801-
	17 612	BEARING, NEEDLE	R501-17-612	1		
	17 613	RING, RETAINING	R501-17-613	1		
	17 621	HUB, CLUTCH	R501-17-621	1	REVERSE	-6801
			R502-17-621A	1	REVERSE	6801-
	17 624	SPRING, SYNCHRONIZER	F401-17-264A	2	REVERSE	-6801
	17 626A	RING, RETAINING-CLUTCH HUB	3648-17-626	1	REVERSE	-6801
	17 629	NUT, LOCK-CLUTCH HUB	3648-17-629	1		
	17 631	WASHER, THRUST LOCK-OVERTOP GEAR	R501-17-636	1	T=6.2MM	
			R501-17-635	1	T=6.3MM	
			R501-17-631A	1	T=6.4MM	
			R501-17-632A	1	T=6.5MM	

6311	FC33*	-136264
6501	FC33*	-146093
6801	FC33*	-522333
7421	FC33*	-547007

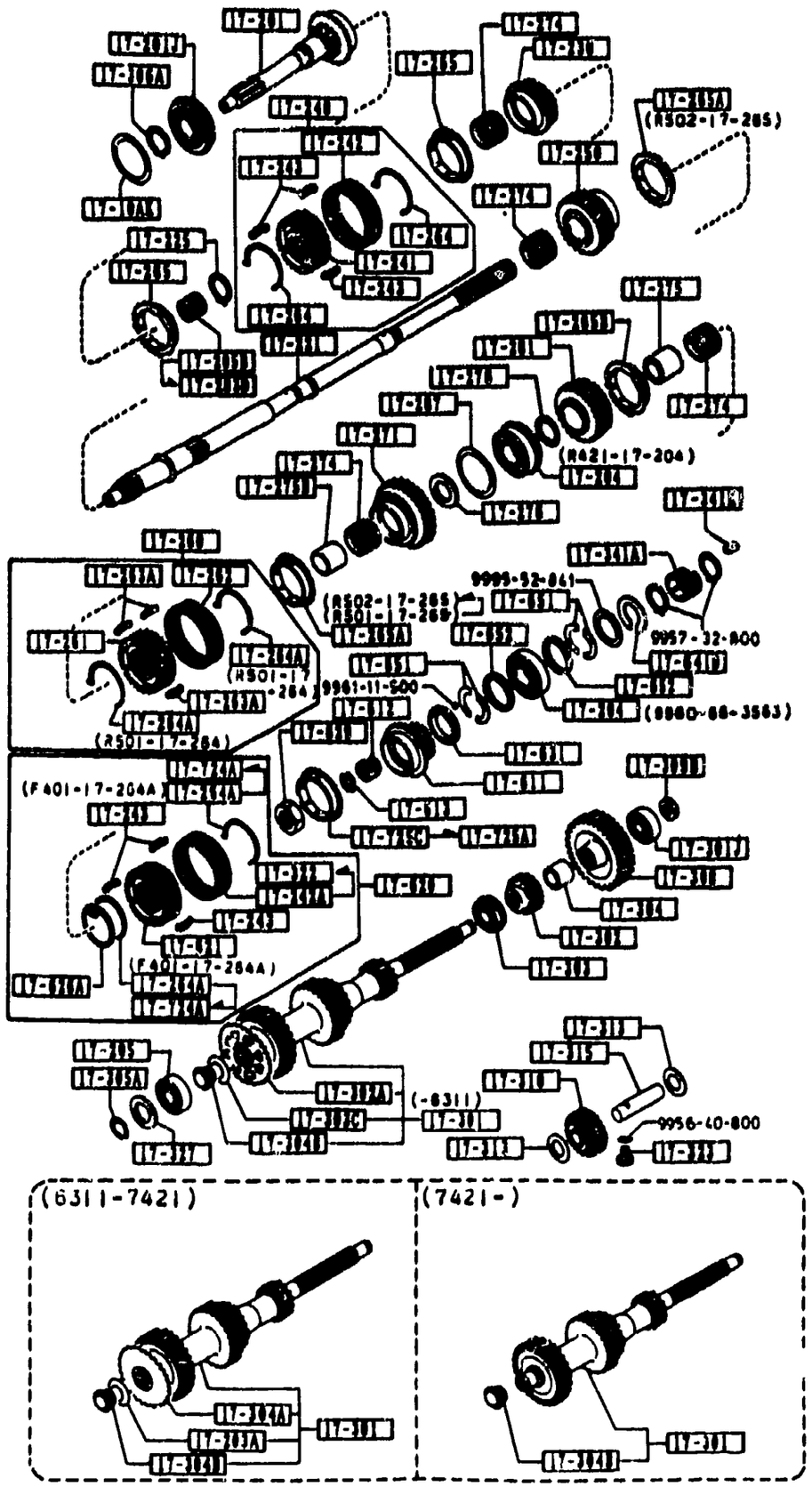

ITEM NO.	D-CODE	DESCRIPTION	PART NO.	QTY	MODEL/DESCRIPTION	REMARKS
	17 631 (CONT'D)		R501-17-633A	1	T=6.6MM	
			R501-17-634A	1	T=6.7MM	
	17 641D	RING, SNAP	0821-17-641B	1		
	17 651	WASHER, THRUST	M502-17-655	2	T=2.9MM	
			M502-17-651	4	T=3MM	
			M502-17-653	2	T=3.1MM	
			M502-17-654	2	T=3.2MM	
	17 652	RING, THRUST WASHER	M502-17-652	2		
	17 724A	SPRING, SYNCHRONIZER KEY	W501-17-724	2	REVERSE	6B01-
	17 725A	RING, SYNCHRONIZER	W501-17-725A	1		6B01-
	17 725C	RING, SYNCHRONIZER	V501-17-725	1		-6B01

6B01 FC33* -522333

1720-1 CHANGE CONTROL SYSTEM (MANUAL) (W/O TURBO)

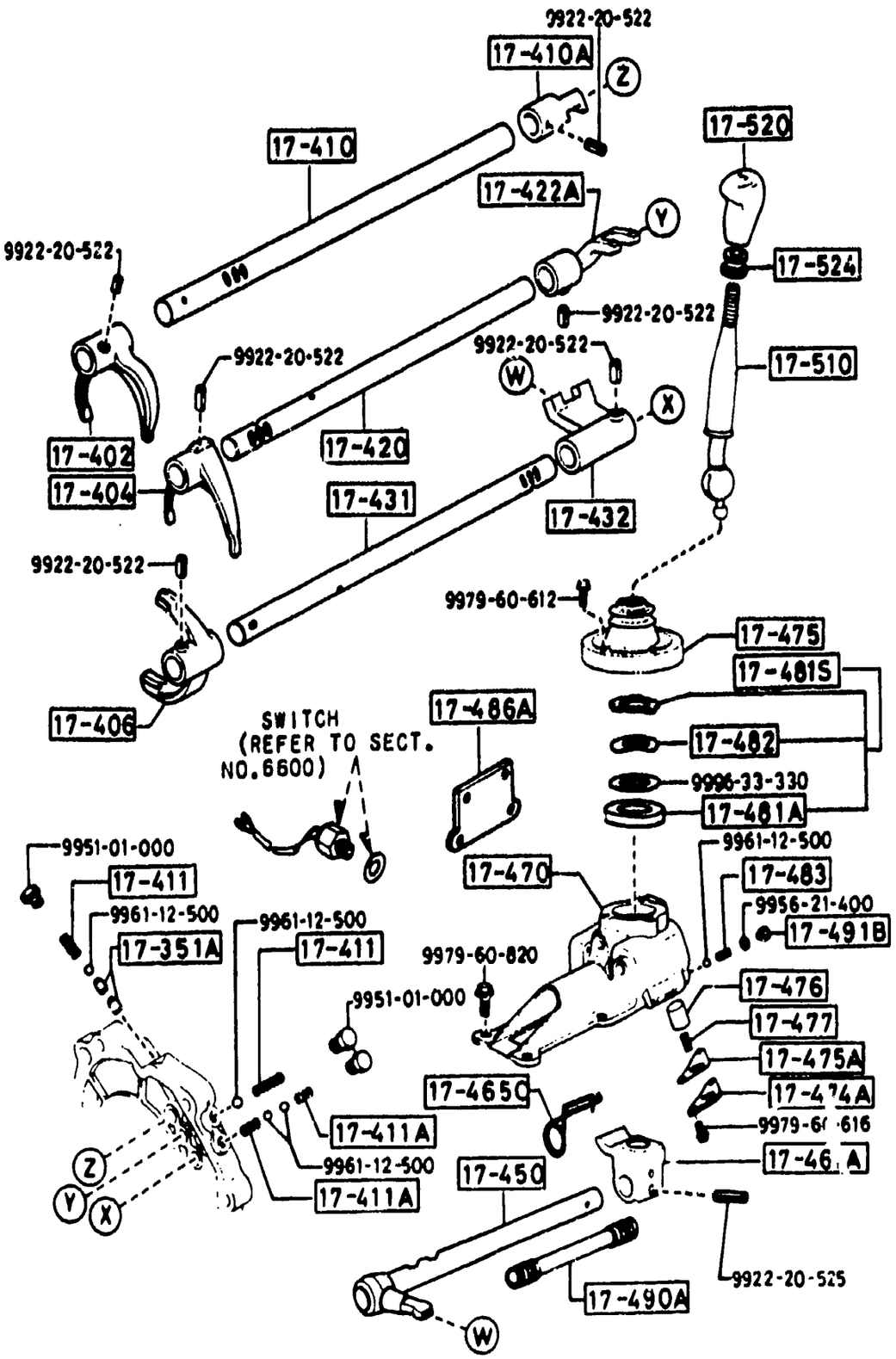

ITEM NO.	D-CODE	DESCRIPTION	PART NO.	QTY	MODEL/DESCRIPTION	REMARKS
	17 351A	PIN, INTER LOCK	0114-17-351	2		
	17 402	FORK, SHIFT (1ST & 2ND)	M502-17-402A	1		
	17 404	FORK, SHIFT (3RD & 4TH)	M501-17-404B	1		·6C01
	17 406	FORK, SHIFT	M504-17-406A	1		
	17 410	ROD, SHIFT (1ST & 2ND)	M502-17-411A	1		
	17 410A	END, S/ROD (1ST & 2ND)	M501-17-412	1		
	17 411	SPRING, SHIFT ROD	0103-17-411	2		
	17 411A	SPRING, SHIFT ROD-REVERSE	0014-17-411	2		
	17 420	ROD, SHIFT (3RD & 4TH)	M503-17-421	1		
	17 422A	END, S/ROD (3RD & 4TH)	M501-17-422	1		
	17 431	ROD, SHIFT-OVERTOP & REVERSE	M505-17-431A	1		
	17 432	END, SHIFT	M501-17-432	1		
	17 450	LEVER, SHIFT	M512-17-450	1		
	17 461A	END, CONTROL LEVER	M505-17-461A	1		
	17 465C	SPRING, SELECT	M501-17-465B	1		
	17 470	CASE, CHANGE CONTROL	M508-17-470D	1		
	17 474A	CAP, SPRING	M501-17-474	1		
	17 475	BOOT, DUST-CHANGE LEVER	M509-17-480A	1		
	17 475A	GASKET, SPRING CAP	M501-17-475	1		
	17 476	SPINDLE, SELECT LOCK	M502-17-476A	1		
	17 477	SPRING	M501-17-477	1		
	17 481A	BUSHING, CHANGE	M508-17-481A	1		
	17 482	WASHER, WAVE-CHANGE CONTROL CASE	M505-17-482	1		
			B599-17-482	1		
	17 483	SPRING	0824-17-483	1		
	17 486A	COVER, BLIND	M501-17-486A	1		
	17 490A	COVER, ROD	M502-17-490A	1		
	17 491B	CAP, SPRING	0183-17-491	1		
	17 510	LEVER, CHANGE	M515-17-510A	1		
	17 520	KNOB, CHANGE LEVER	M507-17-520	1		
		BLACK	00			
	17 524	NUT, LOCK	M503-17-524A	1		

6C01 FC33* -525576

1720A-1 CHANGE CONTROL SYSTEM (MANUAL) (TURBO)

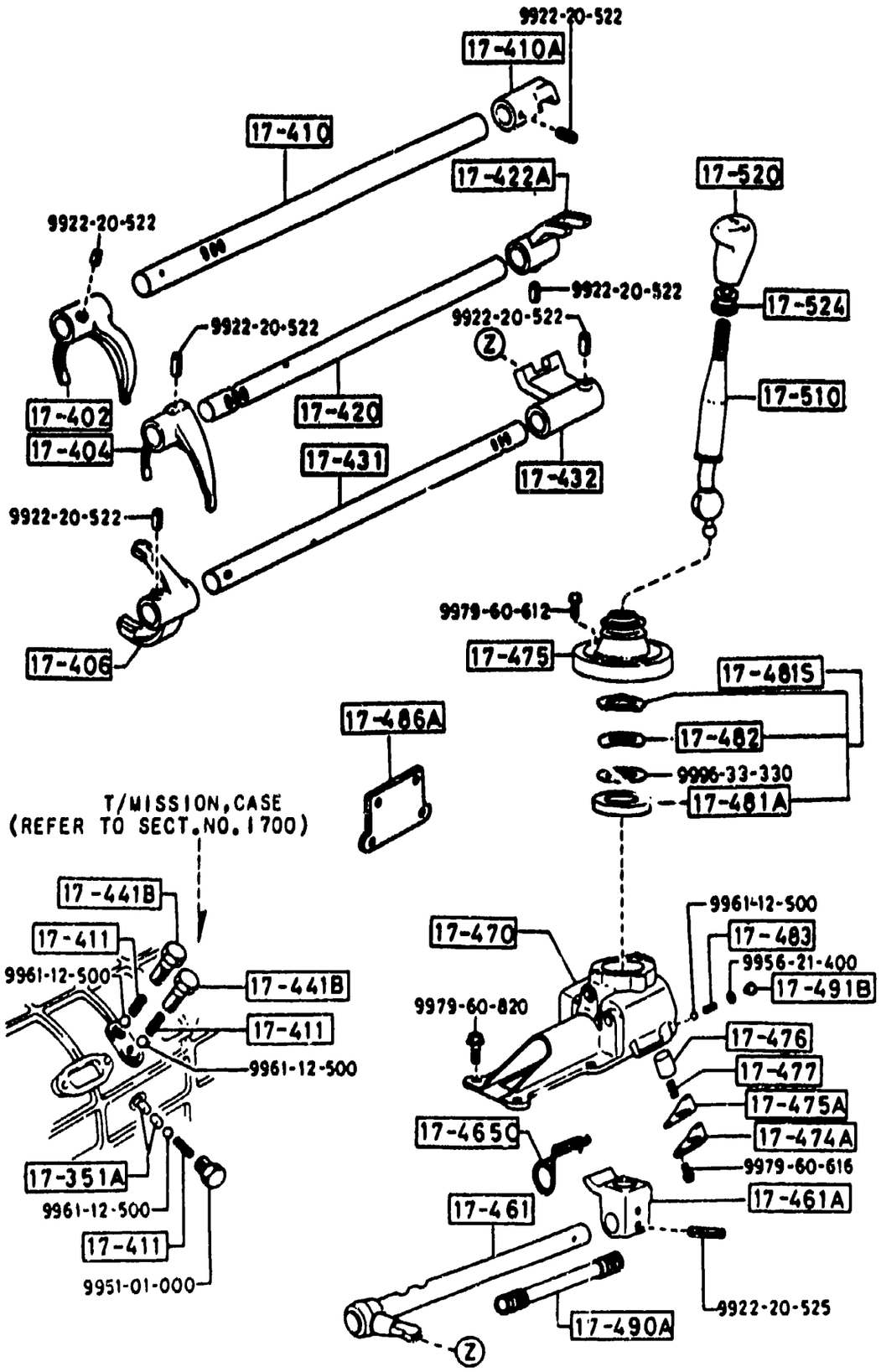

ITEM NO.	D-CODE	DESCRIPTION	PART NO.	QTY	MODEL/DESCRIPTION	REMARKS
	17 351A	PIN, INTER LOCK	0114-17-351	2		
	17 402	FORK, SHIFT (1ST & 2ND)	R501-17-402A	1		
	17 404	FORK, SHIFT (3RD & 4TH)	R501-17-404A	1		-7601
		<A>	R501-17-404B	1		7601-
	17 406	FORK, SHIFT	R503-17-406A	1		-6B01
			R504-17-406A	1		6B01-
	17 410	ROD, SHIFT (1ST & 2ND)	R502-17-411B	1		
	17 410A	END, S/ROD (1ST & 2ND)	R502-17-412	1		
	17 411	SPRING, SHIFT ROD	0103-17-411	3		
	17 420	ROD, SHIFT (3RD & 4TH)	R502-17-421B	1		
	17 422A	END, S/ROD (3RD & 4TH)	R502-17-422	1		
	17 431	ROD, SHIFT-OVERTOP & REVERSE	R503-17-431A	1		-7101
			R506-17-431	1		7101-
	17 432	END, SHIFT	R502-17-432	1		
	17 441B	PLUG, CAP	0221-17-441	2		
	17 461	LEVER, CONTROL	R503-17-450	1		
	17 461A	END, CONTROL LEVER	M505-17-461A	1		
	17 465C	SPRING, SELECT	M501-17-465A	1		
	17 470	CASE, CHANGE CONTROL	M508-17-470D	1		
	17 474A	CAP, SPRING	M501-17-474	1		
	17 475	BOOT, DUST-CHANGE LEVER	M509-17-480A	1		
	17 475A	GASKET, SPRING CAP	M501-17-475	1		
	17 476	SPINDLE, SELECT LOCK	M502-17-476A	1		
	17 477	SPRING	M501-17-477	1		
	17 481A	BUSHING, CHANGE	M508-17-481A	1		
	17 482	WASHER, WAVE-CHANGE CONTROL CASE	M505 17-482	1		
			8599-17-482	1		
	17 483	SPRING	0824-17-483	1		
	17 486A	COVER, BLIND	M501-17-486A	1		
	17 490A	COVER, ROD	M501-17-490B	1		
	17 491B	CAP, SPRING	0183-17-491	1		
	17 510	LEVER, CHANGE	M515-17-510A	1		
	17 520	KNOB, CHANGE LEVER	M507-17-520	1		
		BLACK	00			
	17 524	NUT, LOCK	M503-17-524A	1		

6B01 FC33* -522333
7101 FC33* -528625
7601 FC33* -550168

(THIS ILLUSTRATION CONSISTS OF 2 PAGES)

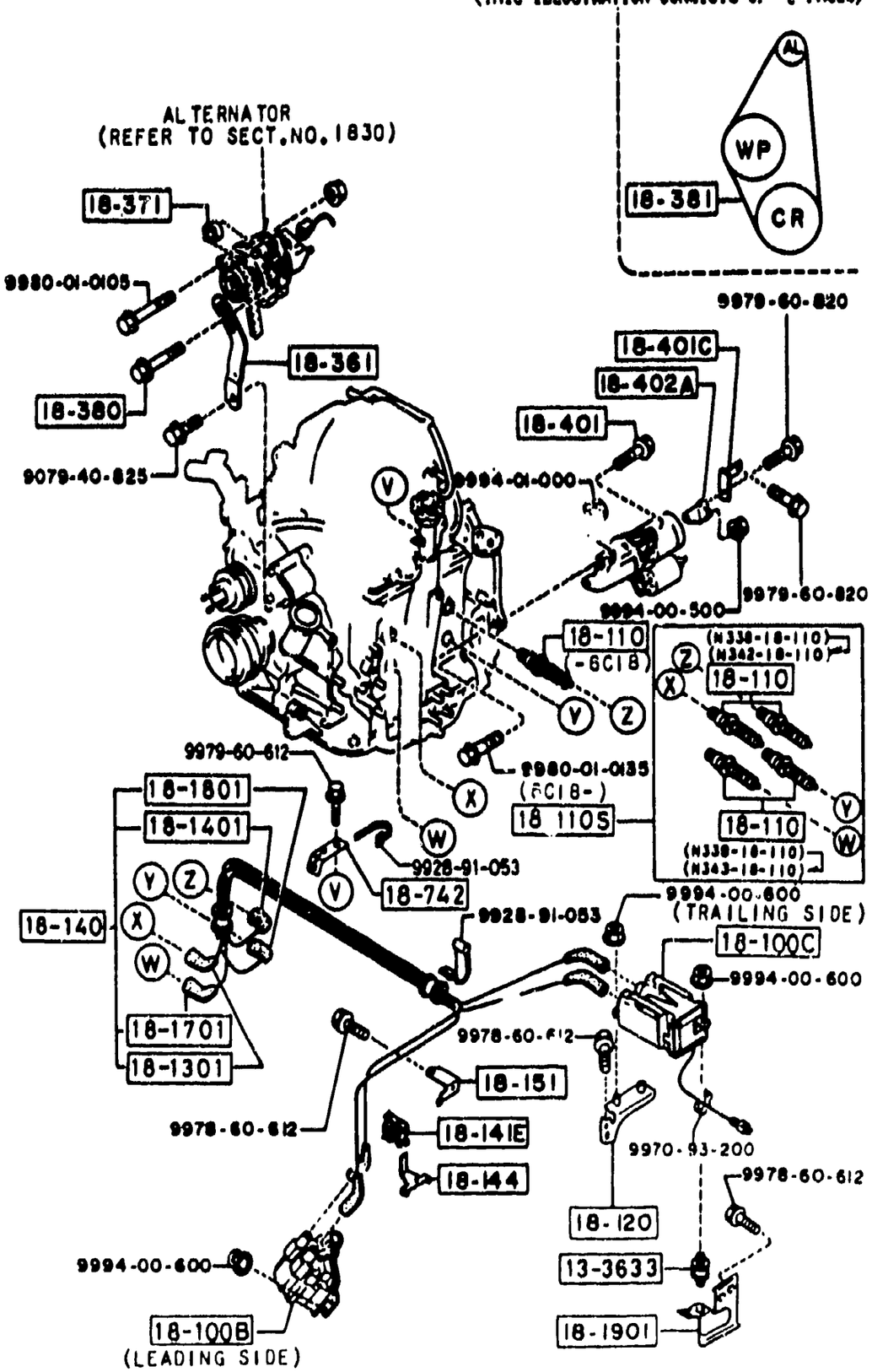

(TRAILING SIDE)

(THIS ILLUSTRATION CONSISTS OF 2 PAGES)

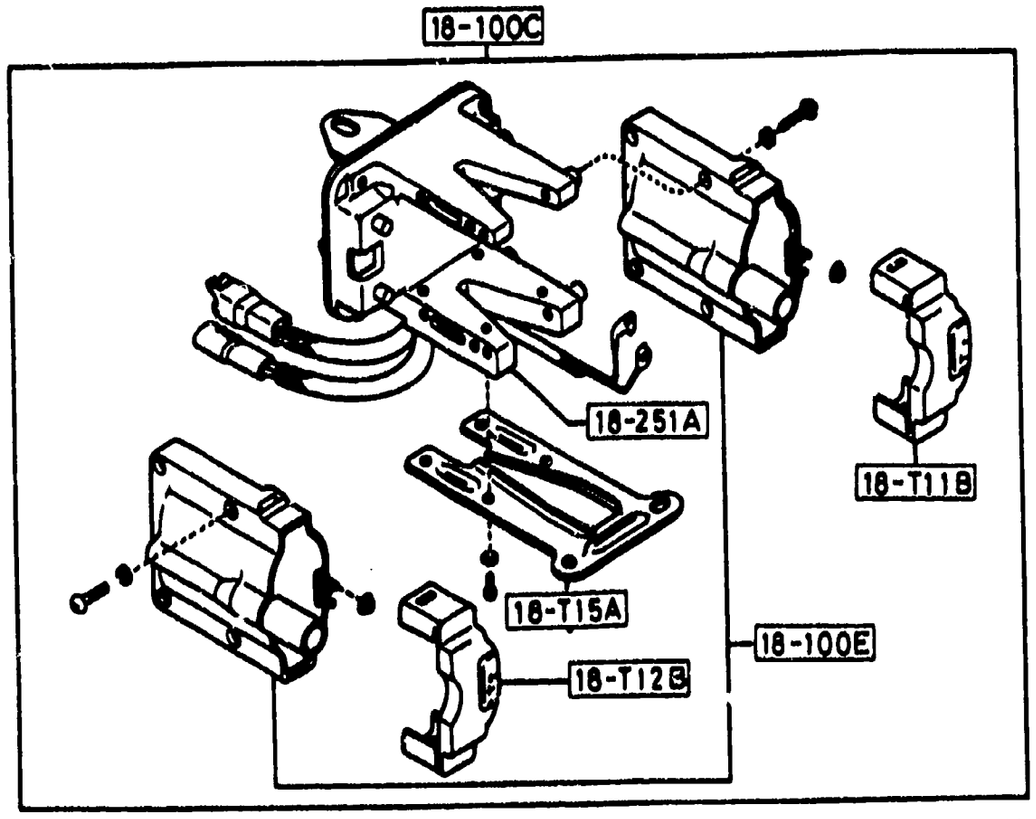

(LEADING SIDE)

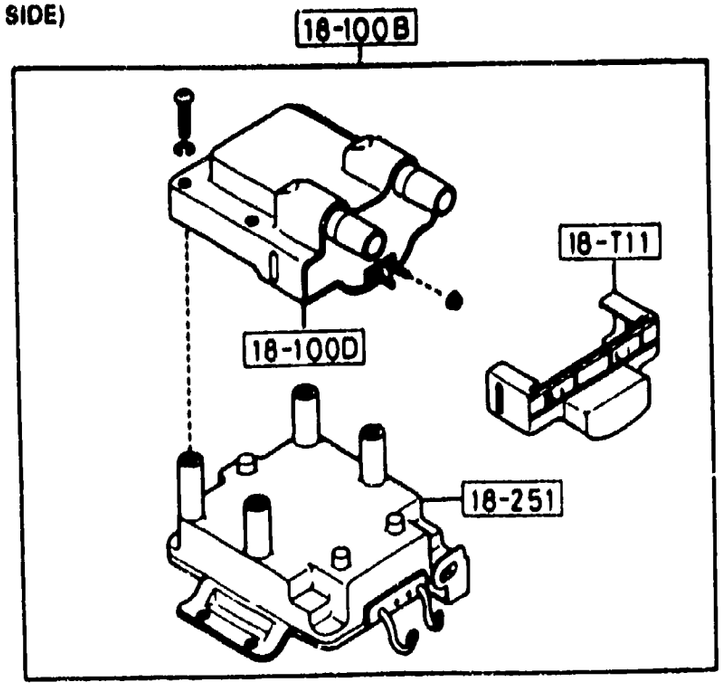

SEE ILLUSTRATION/S AT FRAME 1 - L 7

ITEM NO	D-CODE	DESCRIPTION	PART NO	QTY	MODEL/DESCRIPTION	REMARKS
	13 3633	RUBBER, MOUNTING-IGNITION COIL	N327-13-363	1		6501-
	18 100B	COIL & IGNITER, LEADING	N327-18-100	1		
	18 100C	COIL & IGNITER, TRAILING	N326-18-100A	1		-6501
		< C >	N326-18-100B	1	REQUIRES: N326-18-115A (BRACKET) & N327-13-363 (RUBBER)	6501-
	18 100D	COIL, IGNITION LEADING	N339-18-100	1		
	18 100E	COIL, IGNITION-TRAILING	N338-18-100	2		
	18 110	PLUG, SPARK	N343-18-110	2	LEADING	
		REFER TO SPECIAL SERVICE PROGRAM NO. SSP03 FOR MORE INFO.				
			N342-18-110	2	TRAILING	
	18 110S	PLUG SET, SPARK	N3X4-18-110	1	BLISTER PACK	
		REFER TO SPECIAL SERVICE PROGRAM NO. SSP03 FOR MORE INFO				
	18 120	BRACKET, IGNITION COIL	N326-18-105	1		
	18 1301	WIRE, HIGH TENSION (T-1)	N326-18-160B	1		
	18 140	WIRE SET, HIGH TENSION	0000-18-100A	1		
	18 1401	WIRE, HIGH TENSION (T-2)	N326-18-190B	1		
	18 141E	SUPPORTER, WIRE	N326-18-141	1		
	18 144	BRACKET, SUPPORT-HIGH TENSION WIRE	N326-18-144	1		
	18 151	BRACKET, HIGH TENSION WIRE SUPPORTER	N326-18-151	1		
	18 1701	WIRE, HIGH TENSION (L-1)	N326-18-170B	1		
	18 1801	WIRE, HIGH TENSION (L-2)	N326-18-180B	1		
	18 1901	BRACKET, IGNITION COIL	N326-18-115	1		-6501
			N326-18-115A	1		6501-
	18 201	O-RING	9954 10-3501	1		
	18 251	IGNITER, IGNITION COIL-LEADING	N327-18-251	1		
	18 251A	IGNITER, IGNITION COIL-TRAILING	N326-18-251	1		-6501
		< C >	N326-18-251A	1		6501
	18 361	STRAP, ALTERNATOR	N326-18-361A	1		
	18 371	BRACKET, ALTERNATOR	N245-18-311B	1		
	18 380	BOLT, ALTERNATOR	N326-18-397	1		
	18 381	V-BELT	8871 18-381	1	L=800MM	
	18 401	BOLT, STARTER	N327-18-401	1		
	18 401C	BRACKET, STARTER	N327-18-410	1	A T	5901
	18 402A	BRACKET STARTER	N327-18-411	1	A T	5901

5901 FC 33* 102044
6501 FC33* 146093

ITEM NO	D-CODE	DESCRIPTION	PART NO	QTY	MODEL/DESCRIPTION	REMARKS
	18 742	BRACKET	N327-18-141	1		
	18 T11	COVER, IGNITION COIL-LEADING	N327-18-T11	1		
	18 T11B	COVER, IGNITION COIL-T-1	N326-18-T11	1		
	18 T12B	COVER, IGNITION COIL-T-2	N326-18 T12	1		
	18 T15A	BRACKET, IGNITION COIL-TRAILING	N326-18-T15	1		

SEE ILLUSTRATION/S AT FRAME 1 - I. 7

SECTION INDEX -- ENGINE

STARTING LOCATION	SECT. NO.	SECTION NAME
1 - C 3	1000B	SHORT ENGINE BLOCK & GASKET SETS (W O TURBO)
1 - D 3	1000BA	SHORT ENGINE & GASKET SETS (TURBO)
1 - E 3	1030B	ROTOR HOUSINGS (W O TURBO)
1 - F 3	1030BA	ROTOR HOUSINGS (TURBO)
1 - G 3	1040B	OIL PAN, FRONT & REAR HOUSING (W O TURBO)
1 - H 3	1040BA	OIL PAN, FRONT & REAR HOUSING (TURBO)
1 - I 3	1100B	ECCENTRIC SHAFT & FLYWHEEL (W O TURBO)
1 - J 3	1100BA	ECCENTRIC SHAFT & FLYWHEEL (TURBO)
1 - K 3	1110B	ROTORS & RELATED PARTS (W O TURBO)
1 - L 3	1110BA	ROTORS & RELATED PARTS (TURBO)
1 - M 3	1300B	INTAKE MANIFOLD (W O TURBO)
1 - N 3	1300BA	INTAKE MANIFOLD (TURBO)
1 - C 4	1310B	EXHAUST MANIFOLD (W O TURBO)
1 - D 4	1310BA	EXHAUST MANIFOLD (TURBO)
1 - G 4	1320B	FUEL SYSTEM (W O TURBO)
1 - I 4	1320BA	FUEL SYSTEM (TURBO)
1 - K 4	1330B	AIR CLEANER (W O TURBO)
1 - L 4	1330BA	AIR CLEANER (TURBO)
1 - M 4	1350B	STARTING ASSIST SYSTEM (W O TURBO)
1 - N 4	1350BA	STARTING ASSIST SYSTEM (TURBO)
1 - C 5	1364B	THROTTLE BODY COMPONENTS (W O TURBO)
1 - D 5	1364BA	THROTTLE BODY COMPONENTS (TURBO)
1 - E 5	1371B	AIR PUMP & AIR CONTROL VALVE (W O TURBO)
1 - F 5	1371BA	AIR PUMP & AIR CONTROL VALVE (TURBO)
1 - G 5	1380B	EMISSION CONTROL SYSTEM (EXHAUST SIDE) (W O TURBO)
1 - K 5	1380BA	EMISSION CONTROL SYSTEM (EXHAUST SIDE) (TURBO)
1 - C 6	1400B	OIL PUMP & FILTER (W O TURBO)
1 - E 6	1400BA	OIL PUMP & FILTER (TURBO)
1 - G 6	1500B	COOLING SYSTEM (W O TURBO)
1 - I 6	1500BA	COOLING SYSTEM (TURBO)
1 - K 6	1580B	BRACKET, PULLEY & BELT
1 - L 6	1600	CLUTCH DISC & COVER (MANUAL) (W O TURBO)
1 - M 6	1600A	CLUTCH DISC & COVER (MANUAL) (TURBO)
1 - N 6	1700	TRANSMISSION CASE (MANUAL) (W O TURBO)
1 - C 7	1700A	TRANSMISSION CASE (MANUAL) (TURBO)
1 - D 7	1710	TRANSMISSION GEARS (MANUAL) (W O TURBO)
1 - G 7	1710A	TRANSMISSION GEARS (MANUAL) (TURBO)
1 - J 7	1720	CHANGE CONTROL SYSTEM (MANUAL) (W O TURBO)
1 - K 7	1720A	CHANGE CONTROL SYSTEM (MANUAL) (TURBO)
1 - L 7	1800B	ENGINE ELECTRICAL SYSTEM (W O TURBO)
1 - C 8	1800BA	ENGINE ELECTRICAL SYSTEM (TURBO)
1 - F 8	1830B	ALTERNATOR (W O TURBO)
1 - G 8	1830BA	ALTERNATOR (TURBO)
1 - H 8	1840B	STARTER (W O TURBO)
1 - I 8	1840BA	STARTER (TURBO)
1 - J 8	1850B	BATTERY
1 - K 8	1910	TORQUE CONVERTER, OIL PUMP & PIPINGS (AUTOMATIC)
1 - L 8	1920	TRANSMISSION CASE & MAIN CONTROL SYSTEM (AUTOMATIC)
1 - C 9	1925	CONTROL VALVE (AUTOMATIC)
1 - E 9	1930	CLUTCHES & PLANETARY GEARS (AUTOMATIC)
1 - H 9	1940	GOVERNOR, LOW & REVERSE PISTON (AUTOMATIC)
1 - I 9	1950	MANUAL LINKAGE SYSTEM (AUTOMATIC)
1 - J 9	1960	GASKET & SEAL KIT (AUTOMATIC)

STARTING LOCATION	SECT. NO.	SECTION NAME

(THIS ILLUSTRATION CONSISTS OF 2 PAGES)

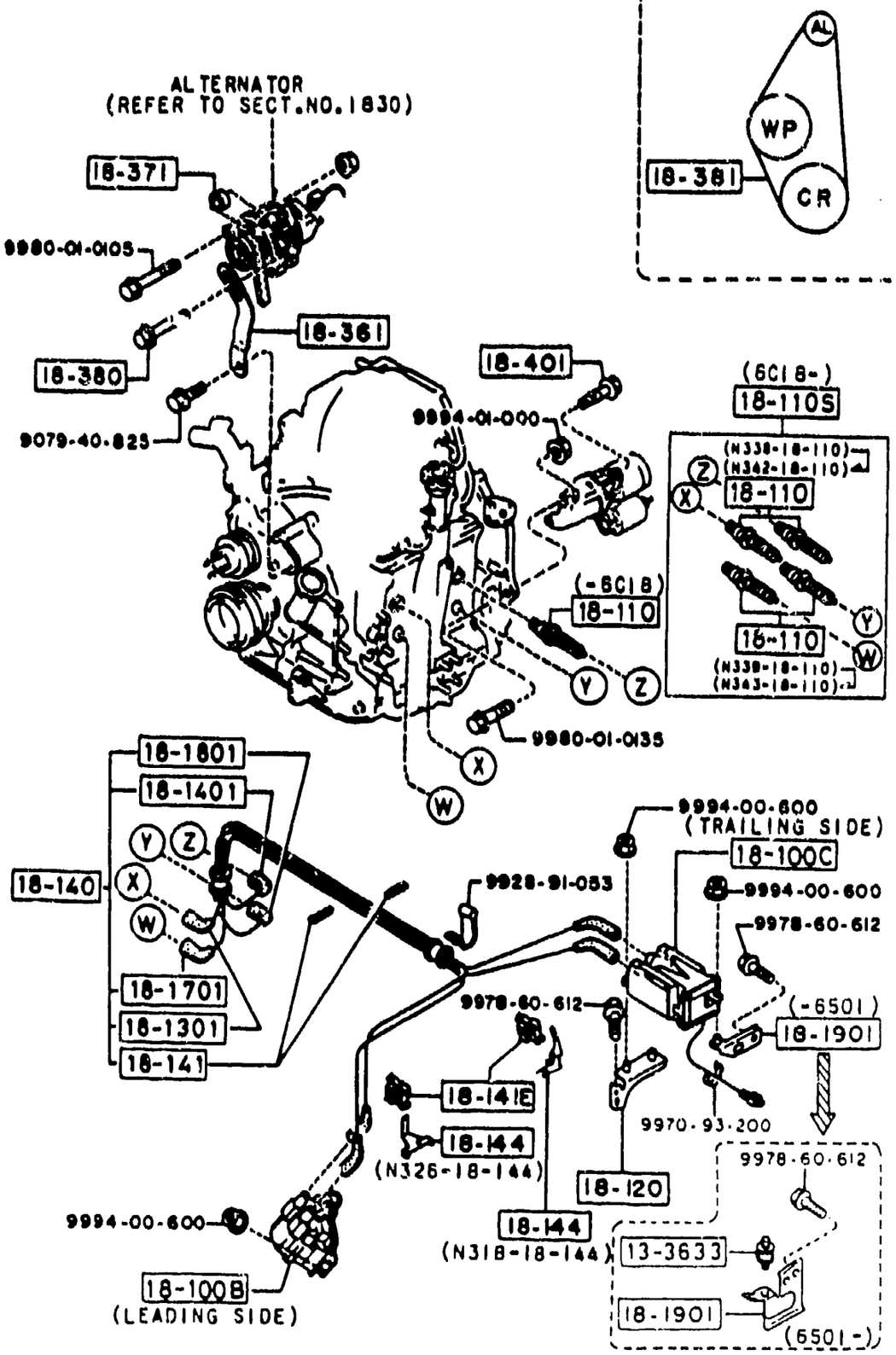

(THIS ILLUSTRATION CONSISTS OF 2 PAGES)

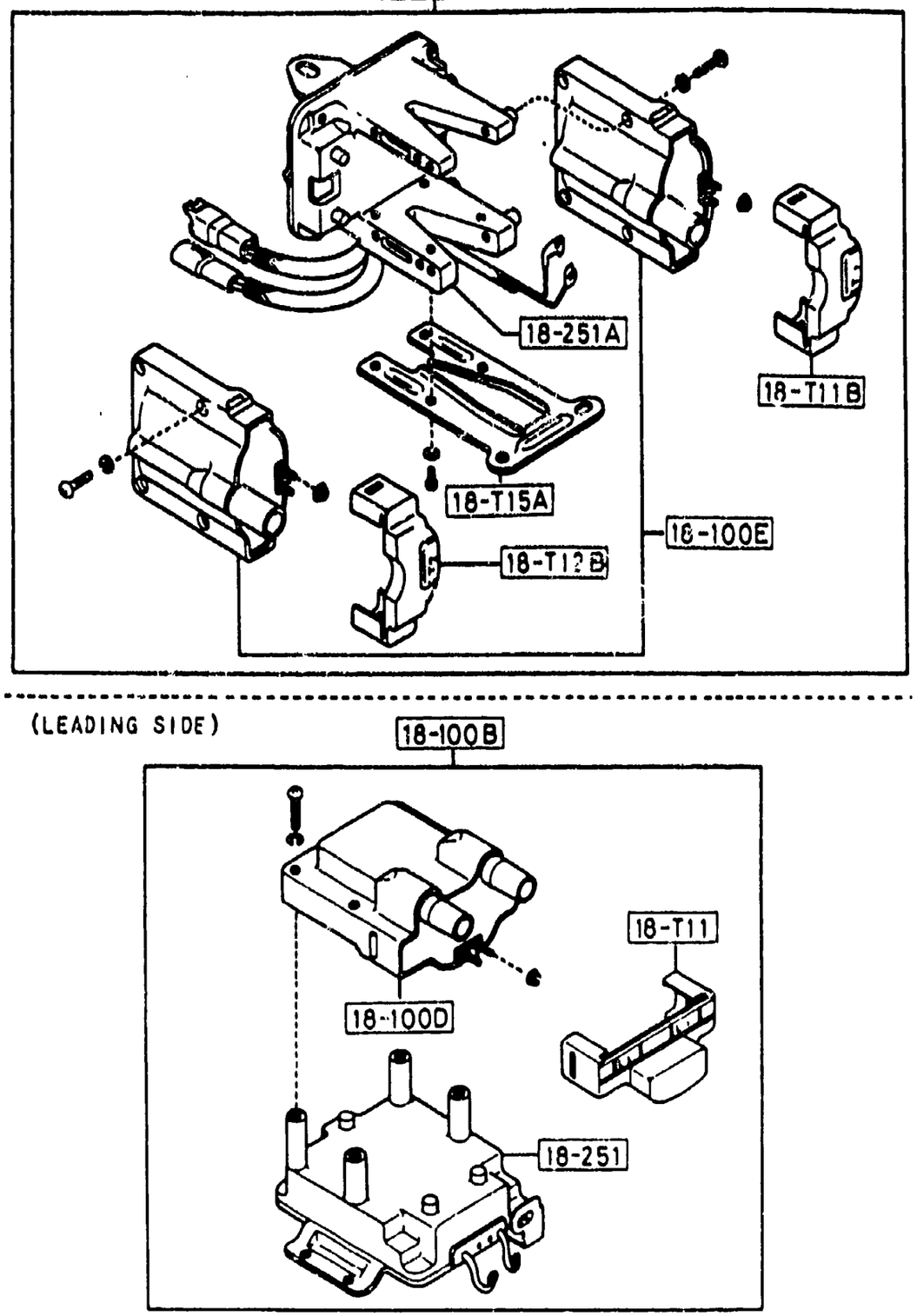

1800BA-2 ENGINE ELECTRICAL SYSTEM (TURBO)

SEE ILLUSTRATION/S AT FRAME 1 - C 8

ITEM NO.	D-CODE	DESCRIPTION	PART NO.	QTY	MODEL/DESCRIPTION	REMARKS
	13 3633	RUBBER, MOUNTING-IGNITION COIL	N327-13-363	1		
	18 100B	COIL & IGNITER, LEADING	N327-18-100	1		
	18 100C	COIL & IGNITER, TRAILING	N326-18-100A	1		-6501
		<C>	N326-18-100B	1	REQUIRES BRACKET - N326-18-115A & RUBBER - N327-13-363	6501-
	18 100D	COIL, IGNITION-LEADING	N339-18-100	1		
	18 100E	COIL, IGNITION-TRAILING	N338-18-100	2		
	18 110	PLUG, SPARK	N343-18-110	2	LEADING	
		REFER TO SPECIAL SERVICE PROGRAM NO. SSP03 FOR MORE INFO.				
			N342-18-110	2	TRAILING	
	18 110S	PLUG SET, SPARK	N3X4-18-110	1	BLISTER PACK	6C18-
		REFER TO SPECIAL SERVICE PROGRAM NO. SSP03 FOR MORE INFO.				
	18 120	BRACKET, IGNITION COIL	N326-18-105	1		
	18 1301	WIRE, HIGH TENSION (T-1)	N318-18-160B	1		
	18 140	WIRE SET, HIGH TENSION	0000-18-100A	1	RC-ZE02, NGK	
	18 1401	WIRE, HIGH TENSION (T-2)	N318-18-190B	1		
	18 141	SUPPORTER	N318-18-141	3		
	18 141E	SUPPORTER, WIRE	N326-18-141	2		
	18 144	BRACKET, SUPPORT-HIGH TENSION WIRE	N318-18-144	1		
			N326-18-144	1		
	18 1701	WIRE, HIGH TENSION (L-1)	N318-18-170B	1		
	18 1801	WIRE, HIGH TENSION (L-2)	N318-18-180B	1		
	18 1901	BRACKET, IGNITION COIL	N326-18-115	1		-6501
			N326-18-115A	1		6501-
	18 201	O-RING	9954-10-3501	1		
	18 251	IGNITER, IGNITION COIL-LEADING	N327-18-251	1		
	18 251A	IGNITER, IGNITION COIL-TRAILING	N326-18-251	1		-6501
		<C>	N326-18-251A	1	REQUIRES: N326-18-115A (BRACKET) (BRACKET)	6501-
	18 361	STRAP, ALTERNATOR	N326-18-361	1		
	18 371	BRACKET, ALTERNATOR	N245-18-311B	1		
	18 380	BOLT, ALTERNATOR	N326-18-397	1		
	18 381	V-BELT	8311-18-381A	1	L=800MM	
	18 401	BOLT, STARTER	N327-18-401	1		

6501 FC33* -146093
6C18 FC33* -527592

1800BA-3 ENGINE ELECTRICAL SYSTEM (TURBO)

ITEM NO.	D-CODE	DESCRIPTION	PART NO.	QTY	MODEL/DESCRIPTION	REMARKS
	18 T11	COVER, IGNITION COIL-LEADING	N327-18-T11	1		
	18 T11B	COVER, IGNITION COIL-T-1	N326-18-T11	1		
	18 T12B	COVER, IGNITION COIL-T-2	N326-18-T12	1		
	18 T15A	BRACKET, IGNITION COIL-TRAILING	N326-18-T15	1		

SEE ILLUSTRATION/S AT FRAME 1 - C 8

1830B-1 ALTERNATOR (W/O TURBO)

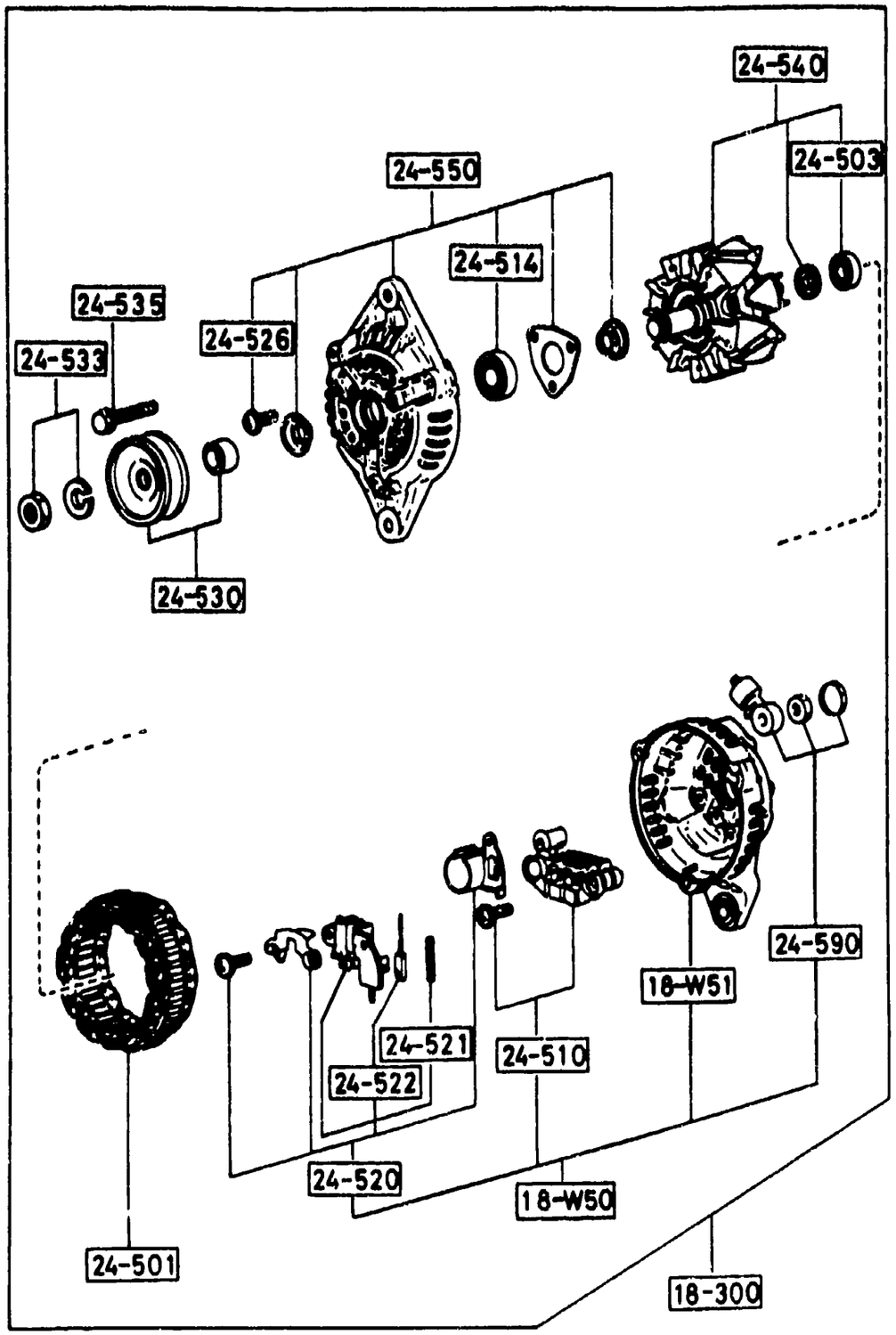

ITEM NO.	D-CODE	DESCRIPTION	PART NO.	QTY	MODEL/DESCRIPTION	REMARKS
	18 300	ALTERNATOR REFER TO PARTS BULL. NO. R-1 FOR CORE RETURN PROCEDURES.	N320-18-300R	1	REMANUFACTURED	
	18 W50	COVER, REAR-ALTERNATOR	N326-18-W50	1		
	18 W51	COVER, REAR-ALTERNATOR	F811-18-W51A	1		
	24 501	STATOR	E5D3-18-W45	1		
	24 503	BEARING, BALL-ALTERNATOR REAR	B612-18-W36	1		
	24 510	RECTIFIER	E5D3-18-W60A	1		
	24 514	BEARING, BALL-ALTERNATOR FRONT	FE38-18-W27	1		
	24 520	REGULATOR	E356-18-W70	1		
	24 521	SPRING, BRUSH	8173-24-521	2		
	24 522	BRUSH	FE65-24-522	2		
	24 526	SCREW SET	FE65-24-526	1		
	24 530	PULLEY	N304-24-530A	1		
	24 533	NUT SET	8028-24-533	1		
	24 535	SCREW SET	FE65-24-535	1		
	24 540	ROTOR	FE81-18-W35A	1		
	24 550	BRACKET, FRONT	F811-24-550B	1		
	24 590	TERMINAL SET	N326-18-W80	1		

1830BA-1 ALTERNATOR (TURBO)

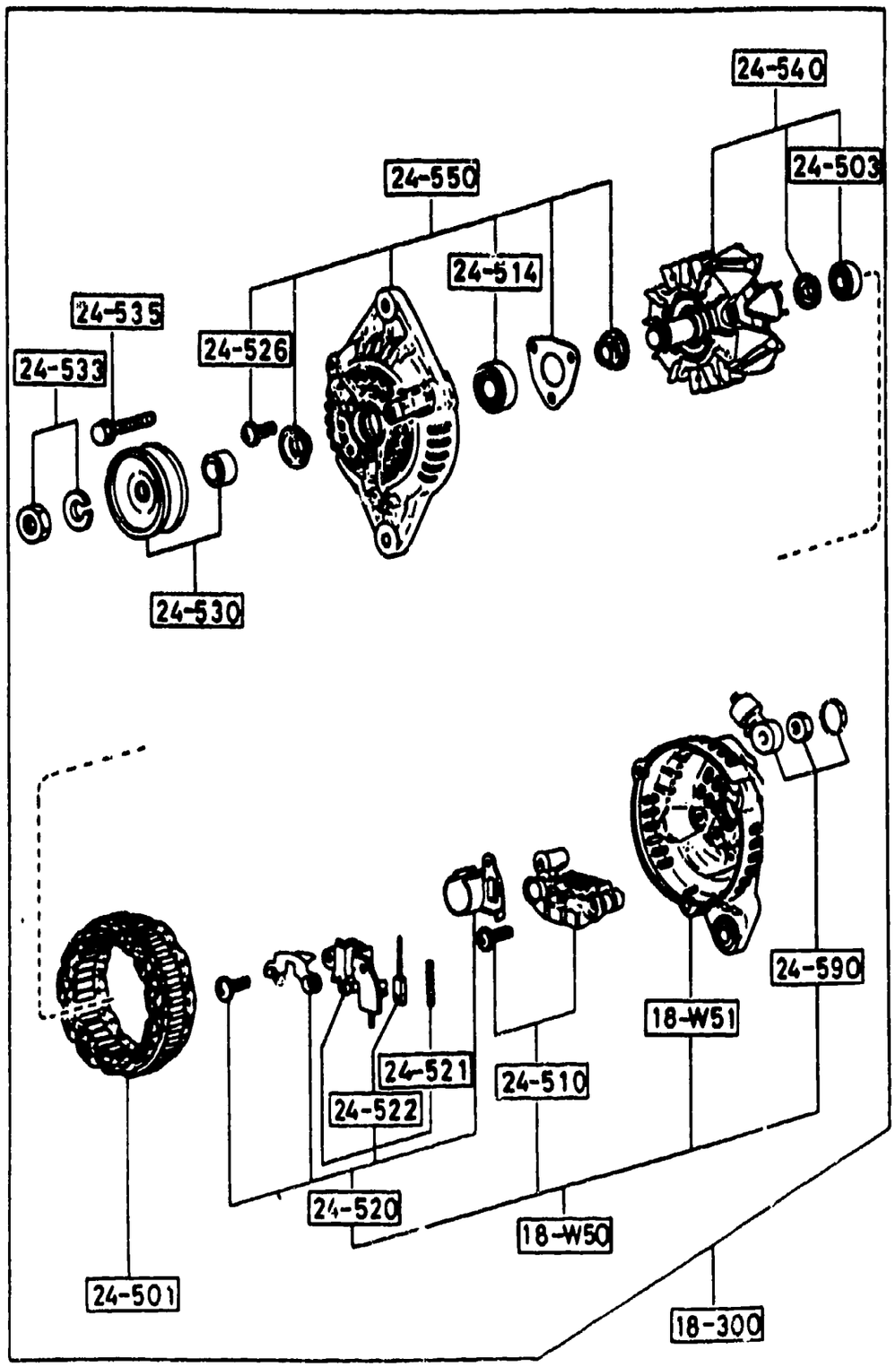

ITEM NO.	D-CODE	DESCRIPTION	PART NO.	QTY	MODEL/DESCRIPTION	REMARKS
	18 300	ALTERNATOR	N318-18-300R	1	REMANUFACTURED	
		REFER TO PARTS BULL. NO. R-1 FOR CORE RETURN PROCEDURES.				
	18 W50	COVER, REAR-ALTERNATOR	N318-18-W50	1		
	18 W51	COVER, REAR-ALTERNATOR	F811-18-W51A	1		
	24 501	STATOR	E5D3-18-W45	1		
	24 503	BEARING, BALL-ALTERNATOR REAR	B612-18-W36	1		
	24 510	RECTIFIER	E5D3-18-W60A	1		
	24 514	BEARING, BALL-ALTERNATOR FRONT	FE38-18-W27	1		
	24 520	REGULATOR	E356-18-W70	1		
	24 521	SPRING, BRUSH	8173-24-521	2		
	24 522	BRUSH	FE65-24-522	2		
	24 526	SCREW SET	FE65-24-526	1		
	24 530	PULLEY	N304-24-530A	1		
	24 533	NUT SET	8028-24-533	1		
	24 535	SCREW SET	FE65-24-535	1		
	24 540	ROTOR	FEB1-18-W35A	1		
	24 550	BRACKET, FRONT	F811-24-550B	1		
	24 590	TERMINAL SET	N326-18-W80	1		

1840B-1 STARTER (W/O TURBO)

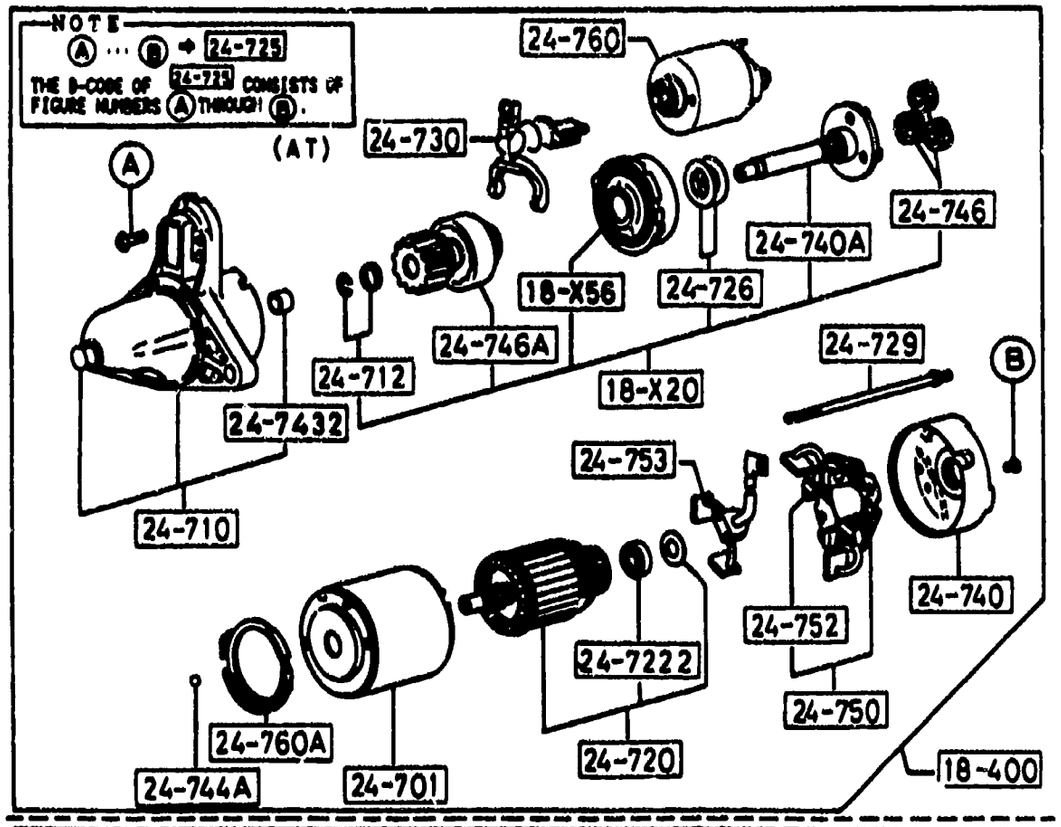

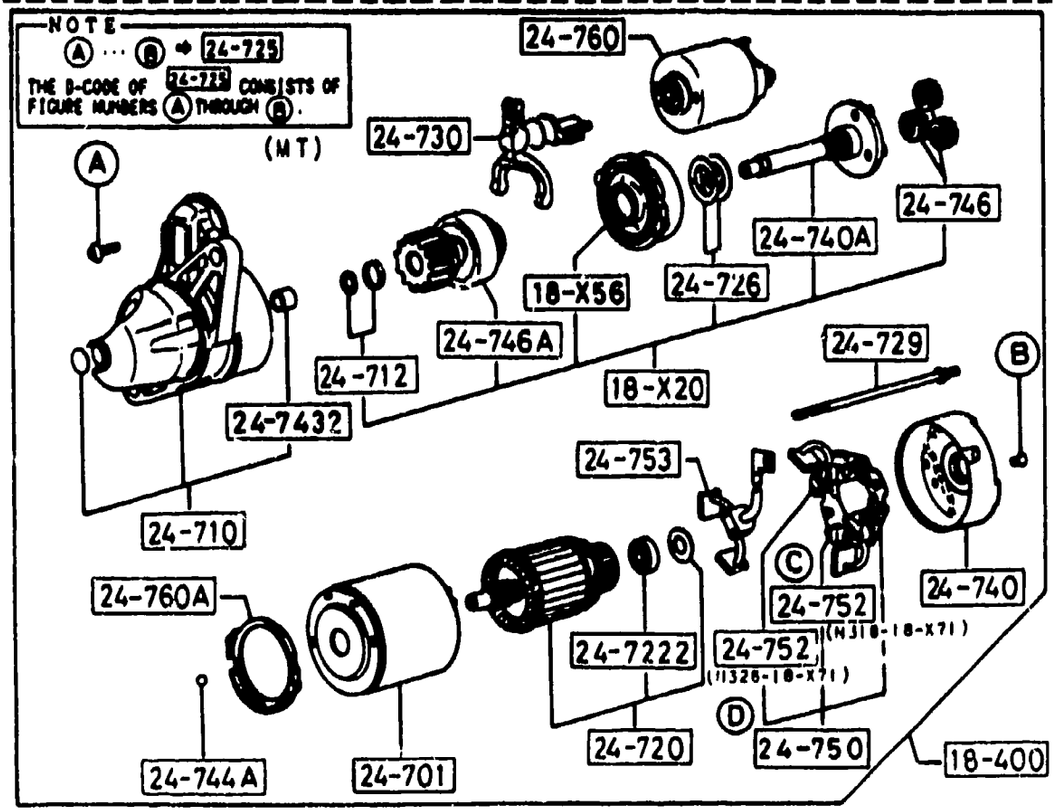

ITEM NO.	D-CODE	DESCRIPTION	PART NO.	QTY	MODEL/DESCRIPTION	REMARKS
	18 400	STARTER	N326-18-400R	1	M/T REMANUFACTURED	
		REFER TO PARTS BULL. NO. R-1 FOR CORE RETURN PROCEDURES.				
			N327-18-400R	1	A/T REMANUFACTURED	
	18 X20	SHAFT, PINION	N318-18-X20	1	A/T	
			N326-18-X20	1	M/T	
	18 X56	GEAR, INTERNAL-STARTER	N326-18-X56	1		
	24 701	YOKE	N326-18-X65	1	M/T	
			N327-18-X65	1	A/T	
	24 710	BRACKET, FRONT	N326-18-X00	1	M/T	
			N327-18-X00	1	A/T	
	24 712	STOPPER SET	N326-18-X30	1		
	24 720	ARMATURE	N326-18-X60	1	M/T	
			N327-18-X60	1	A/T	
	24 7222	SLEEVE, BEARING-REAR	N326-18-X62	1		
	24 725	SCREW SET	E356-18-X95	1		
	24 726	WASHER SET	N326-18-X92	1		
	24 729	BOLT	N326-18-X91	2	M/T	
			JE01-18-X91	2	A/T	
	24 730	LEVER	N326-18-X05	1		
	24 740	BRACKET, REAR	N326-18-X80	1		
	24 740A	SHAFT	N326-18-X40	1		
	24 7432	SLEEVE, BEARING-FRONT	E356-18-X01	1		
	24 744A	BALL, STEEL	N326-18-X93	1		
	24 746	GEAR	N326-18-X57	3		
	24 746A	PINION	N318-18-X25	1	A/T	
			N326-18-X25	1	M/T	
	24 750	HOLDER, BRUSH	N326-18-X70	1	M/T	
			N327-18-X70	1	A/T	
	24 752	SPRING, BRUSH	N318-18-X71	2	M/T	
			N326-18-X71	2	M/T	
			N327-18-X71	4	A/T	
	24 753	BRUSH, YOKE	N326-18-X66	1	M/T	
			N327-18-X66	1	A/T	
	24 760	SWITCH	N326-18-X10	1		
	24 760A	GASKET	N326-18-X87	1		

1840BA-1 STARTER (TURBO)

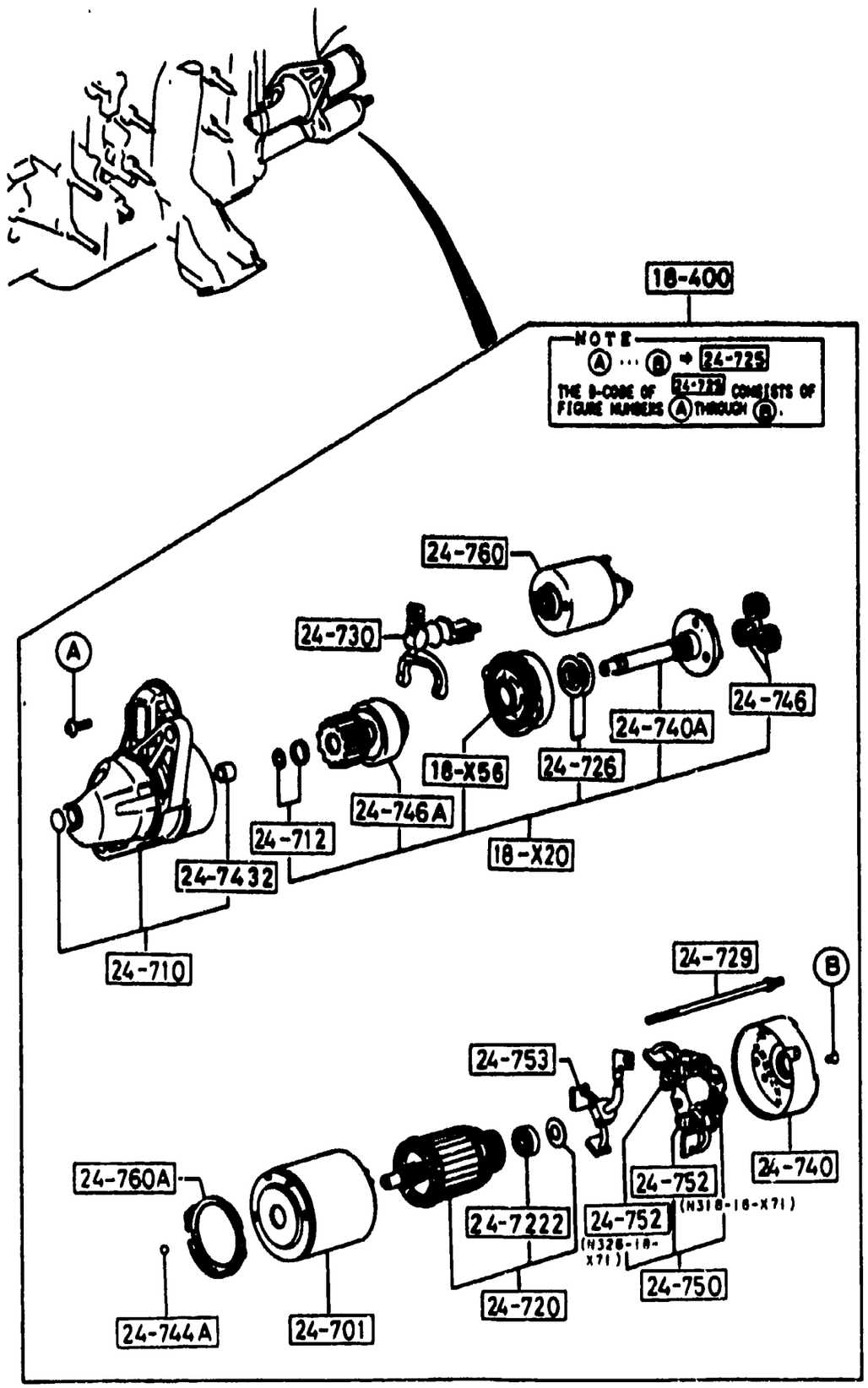

ITEM NO.	D-CODE	DESCRIPTION	PART NO.	QTY	MODEL/DESCRIPTION	REMARKS
	18 400	STARTER	N318-18-400R	1	REMANUFACTURED	
		REFER TO PARTS BULL. NO. R-1 FOR CORE RETURN PROCEDURES.				
	18 X20	SHAFT, PINION	N318-18-X20	1		
	18 X56	GEAR, INTERNAL-STARTER	N326-18-X56	1		
	24 701	YOKE	N326-18-X65	1		
	24 710	BRACKET, FRONT	N318-18-X00	1		
	24 712	STOPPER SET	N326-18-X30	1		
	24 720	ARMATURE	N326-18-X60	1		
	24 7222	SLEEVE, BEARING-REAR	N326-18-X62	1		
	24 725	SCREW SET	E356-18-X95	1		
	24 726	WASHER SET	N326-18-X92	1		
	24 729	BOLT	N326-18-X91	2		
	24 730	LEVER	N326-18-X05	1		
	24 740	BRACKET, REAR	N326-18-X80	1		
	24 740A	SHAFT	N326-18-X40	1		
	24 7432	SLEEVE, BEARING-FRONT	E356-18-X01	1		
	24 744A	BALL, STEEL	N326-18-X93	1		
	24 746	GEAR	N326-18-X57	3		
	24 746A	PINION	N318-18-X25	1		
	24 750	HOLDER, BRUSH	N326-18-X70	1		
	24 752	SPRING, BRUSH	N318-18-X71	2		
			N326-18-X71	2		
	24 753	BRUSH, YOKE	N326-18-X66	1		
	24 760	SWITCH	N326-18-X10	1		
	24 760A	GASKET	N326-18-X87	1		

1850B-1 BATTERY

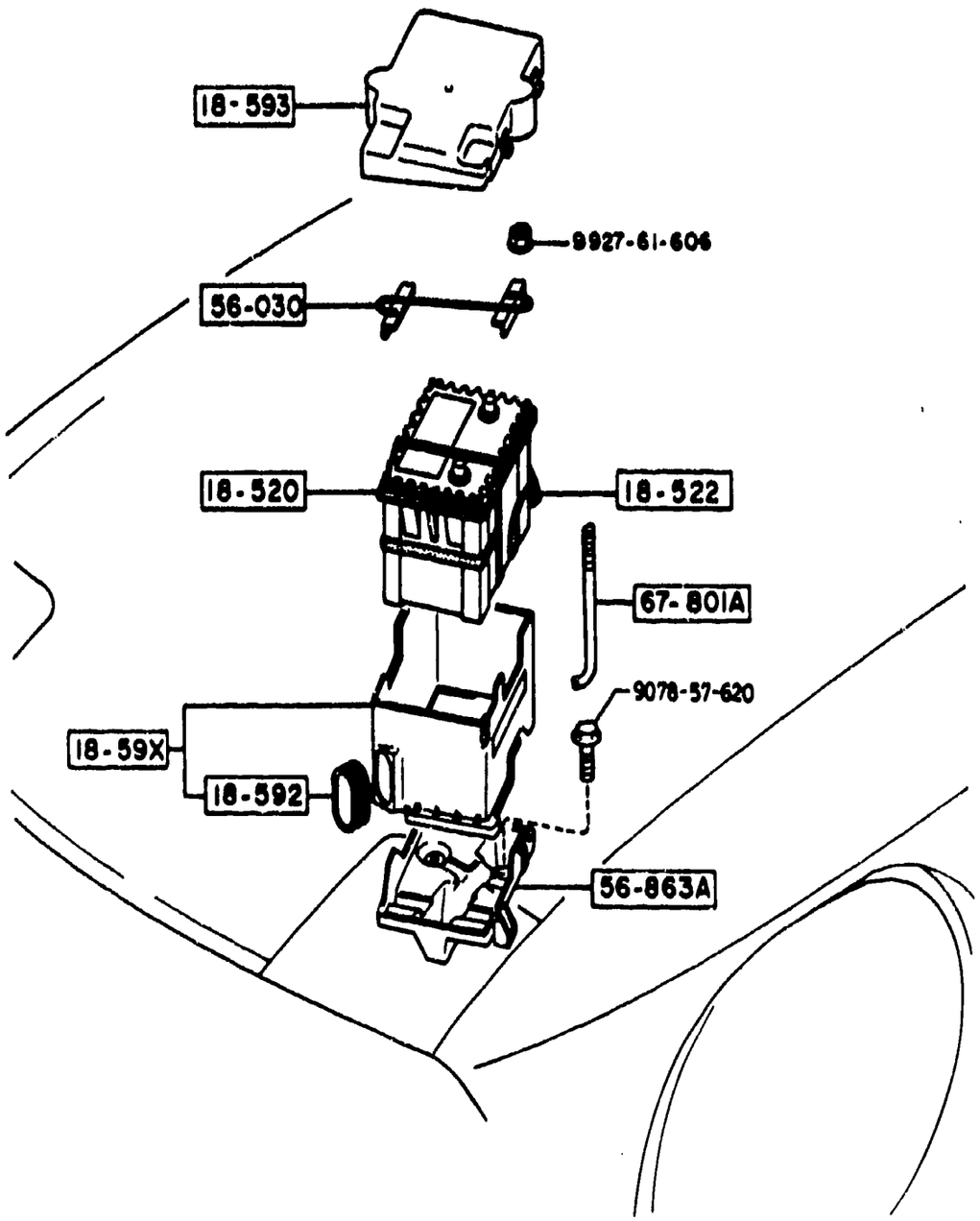

ITEM NO.	D-CODE	DESCRIPTION	PART NO.	QTY	MODEL/DESCRIPTION	REMARKS
	18 520	BATTERY	0000-80-126F	1		
		REFER TO ACC. BULL. NO. XG-4 FOR MORE INFO.				
	18 522	BAND, BATTERY	FE50-18-522	1		
	18 592	SEAL, RUBBER-BATTERY BOX	N318-18-592A	1		
	18 593	COVER, BOX-BATTERY	N318-18-593C	1		
	18 59X	BOX, BATTERY	N318-18-59XD	1		
	56 030	CLAMP, BATTERY	FB01-56-030	1		
	56 863A	TRAY, BATTERY	FB01-56-981D	1		
	67 801A	BOLT, CLAMP	0243-56-231	2		

1910-1 TORQUE CONVERTER, OIL PUMP & PIPINGS (AUTOMATIC)

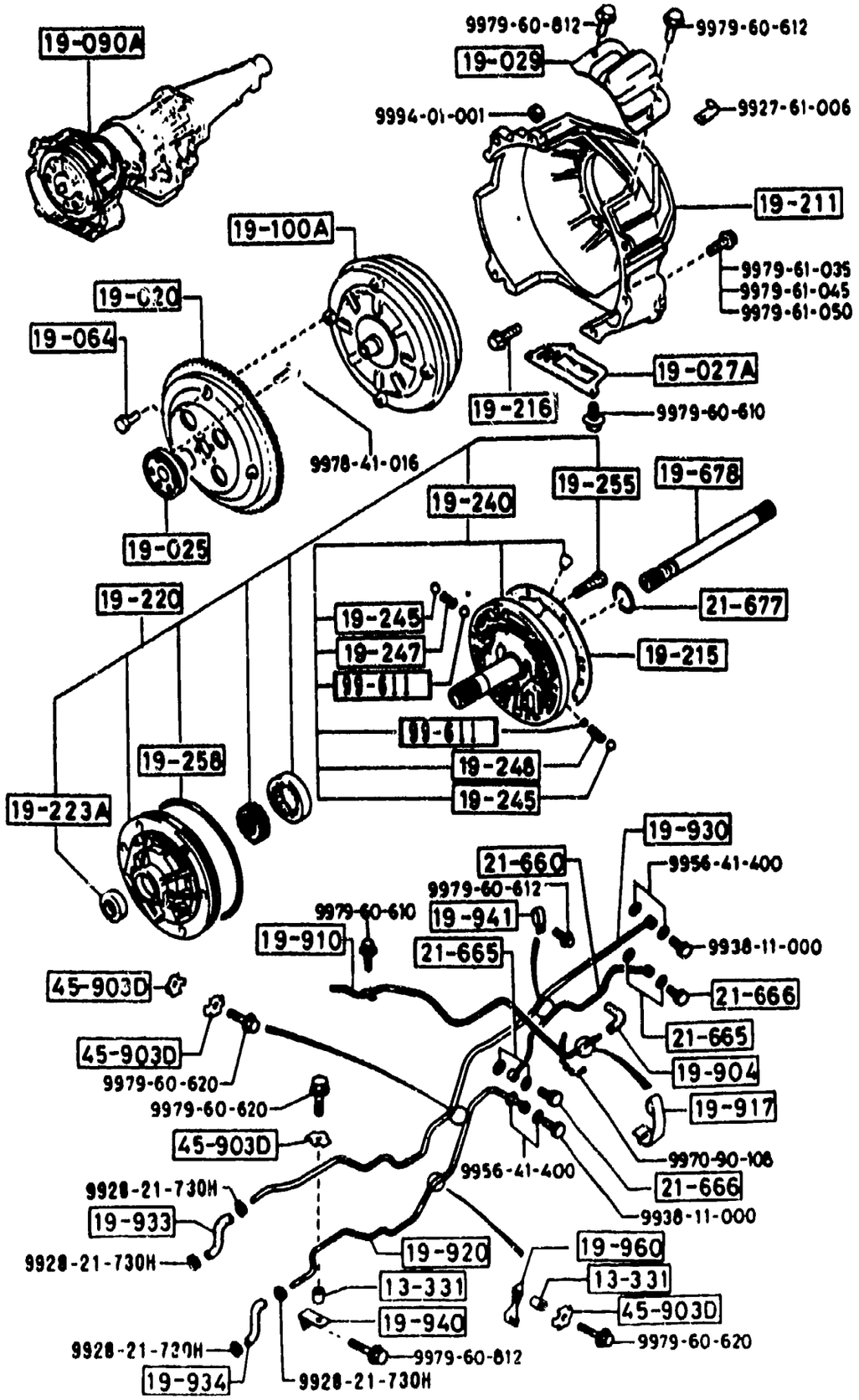

ITEM NO.	D-CODE	DESCRIPTION	PART NO.	QTY	MODEL/DESCRIPTION	REMARKS
	13 331	SPACER, AIR CLEANER	2850-13-331	2		
	19 020	PLATE, DRIVE	BU17-19-020B	1		
	19 025	PLATE, BACKING	0842-19-025	1		
	19 027A	COVER, UNDER	BU17-19-027	1		
	19 029	COVER, TOP	BU17-19-050	1		
	19 064	BOLT	3649-19-064A	4		
	19 090A	T/MISSION, COMPLETE	BU17-19-090F	1		
	19 100A	CONVERTER, TORQUE	BU17-19-100	1		
	19 211	HOUSING, CONVERTER	BU17-19-211A	1		
	19 215	GASKET, OIL PUMP	BU01-19-215	1		
	19 216	BOLT	BU01-19-216	6		
	19 220	PUMP, OIL	BU18-19-220	1		
	19 223A	SEAL, OIL	0338-19-223A	1		
	19 240	COVER	BU18-19-240	1		
	19 245	BALL	0338-19-245A	2		
	19 248	SPRING	0338-19-248	1		
	19 255	BOLT	0338-19-255	5		
	19 258	SEAL, CUT RING	0338-19-258	1		
	19 678	SHAFT, INPUT	BU01-21-678	1		
	19 904	HOSE, VACUUM	0338-19-904A	1		
	19 910	PIPE, VACUUM	BU17-19-910	1		
	19 917	CLIP	BU17-19-917	1		
	19 920	PIPE, OIL	BU17-19-920B	1		
	19 930	PIPE, OIL	BU17-19-930B	1		
	19 933	HOSE, OIL	BV09-19-933A	1		
	19 934	HOSE, OIL	BV09-19-980A	1		
	19 940	BRACKET, PIPE	BU17-19-940	1		
	19 941	CLIP	BU01-19-941	1		
	19 960	BRACKET	BU17-19-961A	1		
	21 660	TUBE, GOVERNOR	BU01-21-660A	1		
	21 665	WASHER, SEAL	BU01-21-665	4		
	21 666	BOLT, CONNECTOR	BU17-21-666	2		
	21 677	O-RING	BU01-21-677	1		
	45 903D	CLIP, PIPE	8173-45-903	4		

1920-1 TRANSMISSION CASE & MAIN CONTROL SYSTEM (AUTOMATIC)

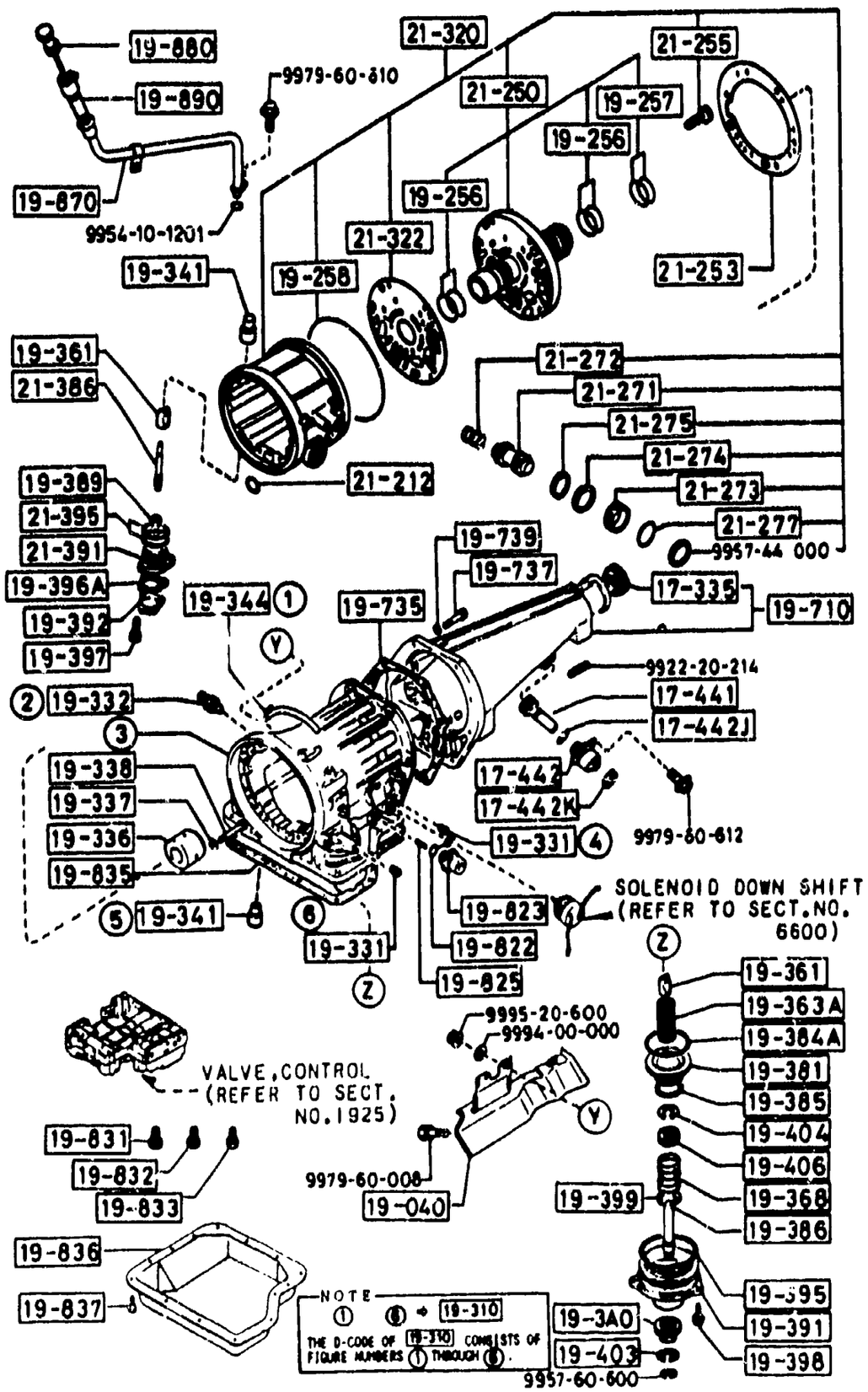

ITEM NO.	D-CODE	DESCRIPTION	PART NO	QTY	MODEL/DESCRIPTION	REMARKS
	17 335	SEAL, OIL	M502-17-335A	1		
	17 441	GEAR, DRIVEN	0862-17-441A	1	N=19	
	17 442	SLEEVE, SPEEDOMETER	1669-17-442B	1		
	17 442J	O-RING	1011-17-443	1		
	17 442K	SEAL, OIL	9458-60-8166	1		
	19 040	INSULATOR, OIL PAN	BU17-19-040A	1		
	19 247	SPRING	0338-19-247	1		
	19 256	RING, SEAL	BU01-19-256	4		
	19 257	RING, SEAL	BU01-19-257	2		
	19 258	SEAL, CUT RING	0338-19-258	1		
	19 310	CASE, T'MISSION	BU05-19-310A	1		
	19 331	PLUG, SQUARE HEAD	0338-19-331A	3		
	19 332	CONNECTOR, STRAIGHT	BU01-19-332A	1		
	19 336	RACE, INNER	0338-19-336	1		
	19 337	WASHER, PLAIN	0338-19-337	8		
	19 338	BOLT	0338-19-338	8		
	19 341	BOLT, ANCHOR END	0338-19-341	2		
	19 344	BREATHER, AIR	0397-19-340	1		
	19 361	STRUT, BAND	0338-19-361B	2		
	19 363A	SPRING, PISTON RETURN	BU10-19-363	1		-6620
			BU06-19-363	1		6620-
	19 368	SPRING, CUSHION-PISTON STEM	BU17-19-368	1		
	19 381	PISTON, BAND SERVO	BU17-19-381	1		
	19 384A	SEAL, PISTON	BU05-19-384	1		
	19 385	SEAL, PISTON	BU17-19-385	1		
	19 386	STEM, PISTON	BU17-19-386	1		
	19 389	NUT	0338-19-389	2		
	19 391	RETAINER, SERVO	BU17-19-391	1		
	19 392	COVER, SERVO	1758-19-392A	1		
	19 395	O-RING	0338-19-395	1		
	19 396	GASKET	1758-19-394A	2		
	19 397	BOLT	1758-19-397	3		
	19 398	BOLT	0338-19-398	3		
	19 399	RING, SNAP	BU17-19-399	1		
	19 3A0	SPACER, PISTON STEM	BU17-19-3A0	1	T=8MM	
			BU17-19-3A1	1	T=8.5MM	
			BU17-19-3A2	1	T=9MM	
			BU17-19-3A3	1	T=9.5MM	
			BU17-19-3A4	1	T=10MM	
			BU17-19-3A5	1	T=10.5MM	
			BU17-19-3A6	1	T=11MM	

6620 FC33* -156850

1920-2 TRANSMISSION CASE & MAIN CONTROL SYSTEM (AUTOMATIC)

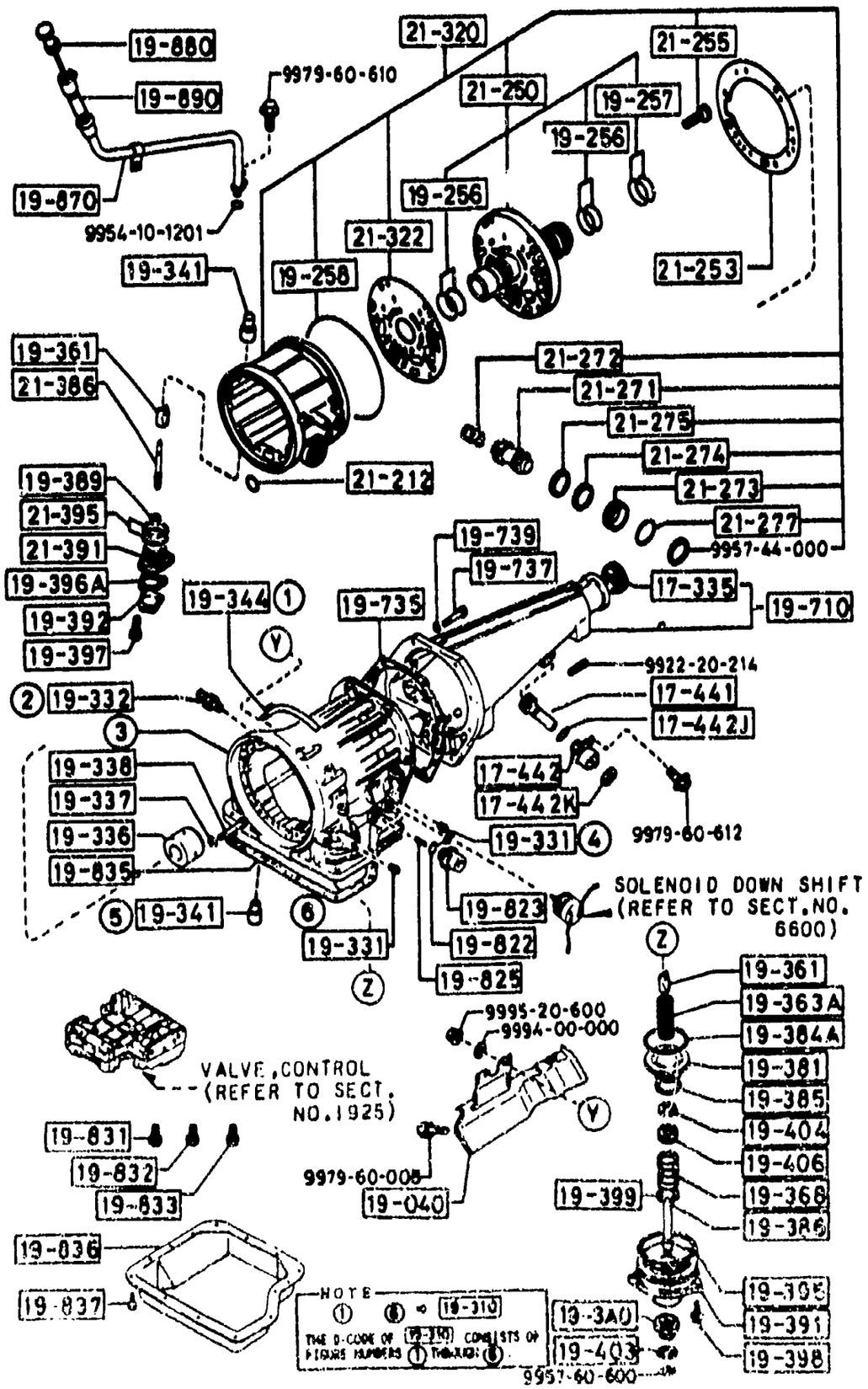

ITEM NO	D-CODE	DESCRIPTION	PART NO	QTY	MODEL/DESCRIPTION	REMARKS
	19 403	RING, SNAP-PISTON STEM-LOWER	BU17-19-403	1		
	19 404	RING, SNAP-PISTON STEM-UPPER	BU17-19-404	1		
	19 406	RETAINER, SPRING-PISTON STEM	BU17-19-406	1		
	19 710	HOUSING, EXTENSION	BU17-19-710	1		
	19 735	GASKET, EXTENSION	0338-19-735	1		
	19 737	BOLT	0338-19-737	8		
	19 739	WASHER, PLAIN	0338-19-739	8		
	19 750	VALVE, CONTROL	BU17-19-750C	1		
	19 768	VALVE, MANUAL	0338-19-768	1		
	19 815	STRAINER, OIL	BU01-19-815	1		
	19 822	SEAL, O-RING	0338-19-822	2		
	19 823	DIAPHRAGM, VACUUM	BU17-19-823	1		
	19 825	ROD, DIAPHRAGM	0338-19-828	1	L=29MM	
			0338-19-829	1	L=29.5MM	
			0338-19-825	1	L=30MM	
			0338-19-827	1	L=30.5MM	
			0338-19-826	1	L=31MM	
	19 831	BOLT, CONTROL VALVE	0338-19-831	3		
	19 832	BOLT, CONTROL VALVE	0338-19-832	2		
	19 833	BOLT, CONTROL VALVE	0338-19-833	2		
	19 835	GASKET, OIL PAN	033H-19-835B	1		
	19 836	PAN, OIL	BU17-19-830	1		
	19 837	BOLT, OIL PAN	0338-19-837	18		
	19 870	TUBE, OIL LEVEL	BU17-19-870A	1		
	19 880	GAUGE, OIL LEVEL	BU17-19-880B	1		
	19 890	TUBE, OIL FILTER-UPPER	BU17-19-890B	1		
	21 212	O-RING	BU01-21-212	1		
	21 250	SUPPORT, DRUM	BU10-21-250	1		
	21 253	GASKET, DRUM SUPPORT	BU01-21-253	1		
	21 255	BOLT	BU01-21-255	2		
	21 271	PISTON ACCUMULATOR	BU10-21-271	1		
	21 272	SPRING, ACCUMULATOR	BU01-21-272A	1		
	21 273	PLUG, ACCUMULATOR	BU01-21-273	1		
	21 274	SEAL, O-RING	BU01-21-274	1		
	21 275	SEAL, O-RING	BU10-21-275	1		
	21 277	O-RING	BU01-21-277	1		
	21 320	CASE, OVERDRIVE	BU17-21-320A	1		
	21 322	GASKET, O DRIVE CASE	BU01-21-322	1		
	21 386	STEM, PISTON BAND	BU01-21-386	1		
	21 391	RETAINER, SERVO	BU20-21-391	1		
	21 395	O-RING	BU01-21-395	2		

SECTION INDEX -- ENGINE

STARTING LOCATION	SECT. NO.	SECTION NAME
1 - C 3	1000B	SHORT ENGINE BLOCK & GASKET SETS (W/O TURBO)
1 - D 3	1000BA	SHORT ENGINE & GASKET SETS (TURBO)
1 - E 3	1030B	ROTOR HOUSINGS (W/O TURBO)
1 - F 3	1030BA	ROTOR HOUSINGS (TURBO)
1 - G 3	1040B	OIL PAN, FRONT & REAR HOUSING (W/O TURBO)
1 - H 3	1040BA	OIL PAN, FRONT & REAR HOUSING (TURBO)
1 - I 3	1100B	ECCENTRIC SHAFT & FLYWHEEL (W/O TURBO)
1 - J 3	1100BA	ECCENTRIC SHAFT & FLYWHEEL (TURBO)
1 - K 3	1110B	ROTORS & RELATED PARTS (W/O TURBO)
1 - L 3	1110BA	ROTORS & RELATED PARTS (TURBO)
1 - M 3	1300B	INTAKE MANIFOLD (W/O TURBO)
1 - N 3	1300BA	INTAKE MANIFOLD (TURBO)
1 - C 4	1310B	EXHAUST MANIFOLD (W/O TURBO)
1 - D 4	1310BA	EXHAUST MANIFOLD (TURBO)
1 - G 4	1320B	FUEL SYSTEM (W/O TURBO)
1 - I 4	1320BA	FUEL SYSTEM (TURBO)
1 - K 4	1330B	AIR CLEANER (W/O TURBO)
1 - L 4	1330BA	AIR CLEANER (TURBO)
1 - M 4	1350B	STARTING ASSIST SYSTEM (W/O TURBO)
1 - N 4	1350BA	STARTING ASSIST SYSTEM (TURBO)
1 - C 5	1364B	THROTTLE BODY COMPONENTS (W/O TURBO)
1 - D 5	1364BA	THROTTLE BODY COMPONENTS (TURBO)
1 - E 5	1371B	AIR PUMP & AIR CONTROL VALVE (W/O TURBO)
1 - F 5	1371BA	AIR PUMP & AIR CONTROL VALVE (TURBO)
1 - G 5	1380B	EMISSION CONTROL SYSTEM (EXHAUST SIDE) (W/O TURBO)
1 - K 5	1380BA	EMISSION CONTROL SYSTEM (EXHAUST SIDE) (TURBO)
1 - C 6	1400B	OIL PUMP & FILTER (W/O TURBO)
1 - E 6	1400BA	OIL PUMP & FILTER (TURBO)
1 - G 6	1500B	COOLING SYSTEM (W/O TURBO)
1 - I 6	1500BA	COOLING SYSTEM (TURBO)
1 - K 6	1580B	BRACKET, PULLEY & BELT
1 - L 6	1600	CLUTCH DISC & COVER (MANUAL) (W/O TURBO)
1 - M 6	1600A	CLUTCH DISC & COVER (MANUAL) (TURBO)
1 - N 6	1700	TRANSMISSION CASE (MANUAL) (W/O TURBO)
1 - C 7	1700A	TRANSMISSION CASE (MANUAL) (TURBO)
1 - D 7	1710	TRANSMISSION GEARS (MANUAL) (W/O TURBO)
1 - G 7	1710A	TRANSMISSION GEARS (MANUAL) (TURBO)
1 - J 7	1720	CHANGE CONTROL SYSTEM (MANUAL) (W/O TURBO)
1 - K 7	1720A	CHANGE CONTROL SYSTEM (MANUAL) (TURBO)
1 - L 7	1800B	ENGINE ELECTRICAL SYSTEM (W/O TURBO)
1 - C 8	1800BA	ENGINE ELECTRICAL SYSTEM (TURBO)
1 - F 8	1830B	ALTERNATOR (W/O TURBO)
1 - G 8	1830BA	ALTERNATOR (TURBO)
1 - H 8	1840B	STARTER (W/O TURBO)
1 - I 8	1840BA	STARTER (TURBO)
1 - J 8	1850B	BATTERY
1 - K 8	1910	TORQUE CONVERTER, OIL PUMP & PIPINGS (AUTOMATIC)
1 - L 8	1920	TRANSMISSION CASE & MAIN CONTROL SYSTEM (AUTOMATIC)
1 - C 9	1925	CONTROL VALVE (AUTOMATIC)
1 - E 9	1930	CLUTCHES & PLANETARY GEARS (AUTOMATIC)
1 - H 9	1940	GOVERNOR, LOW & REVERSE PISTON (AUTOMATIC)
1 - I 9	1950	MANUAL LINKAGE SYSTEM (AUTOMATIC)
1 - J 9	1960	GASKET & SEAL KIT (AUTOMATIC)

STARTING LOCATION	SECT. NO.	SECTION NAME

1925-1 CONTROL VALVE (AUTOMATIC)

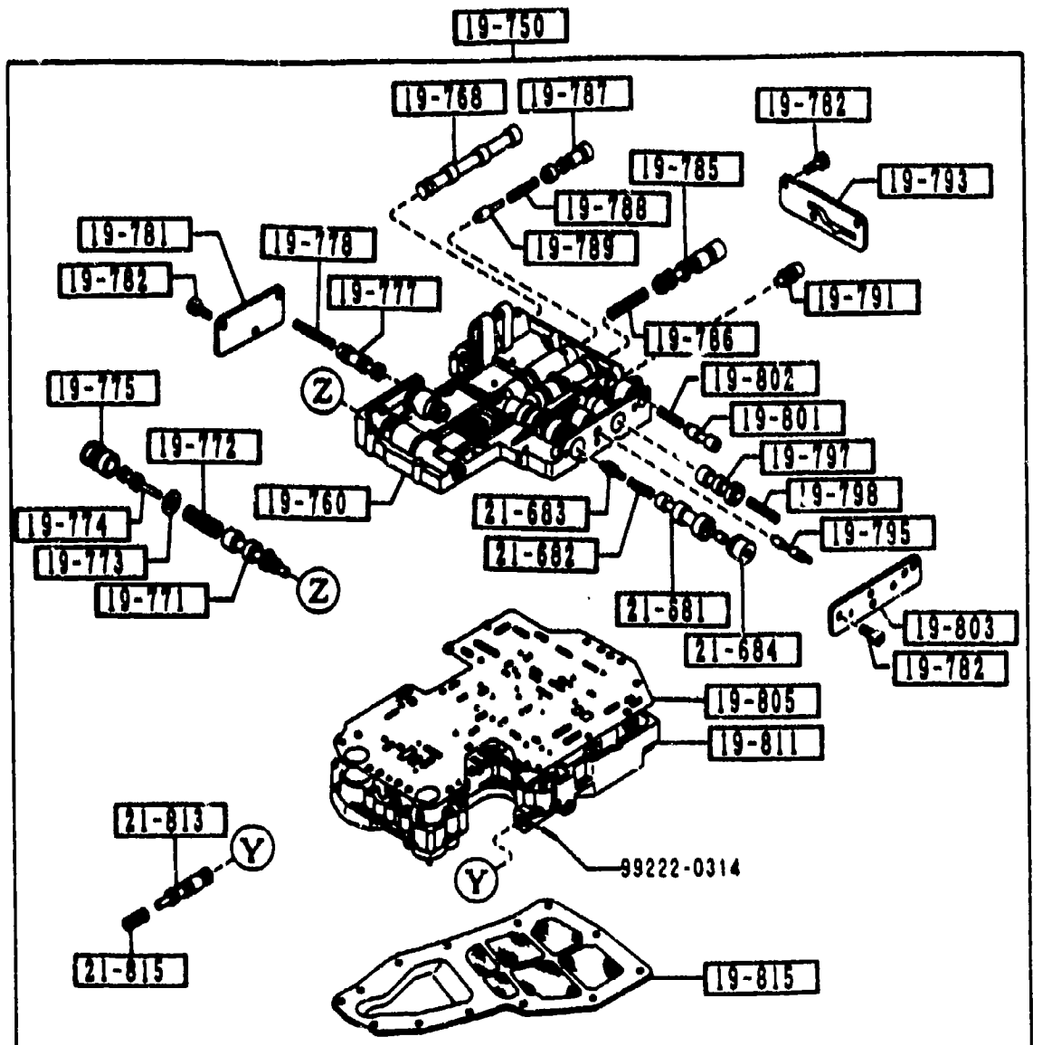

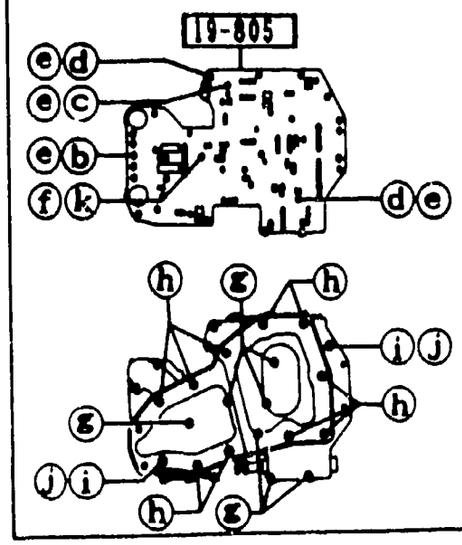

b	D	19-807	D=1.8MM (BU17-19-807)
c		19-807	D=1.5MM (BU01-19-807)
d		19-807	D=2MM (0338-19-807A)
e	D	19-808	D=4.77MM, L=15.5MM
f		19-814	D=5.6MM, L=28.0MM
g	L	19-816	L=25MM
h		19-817	L=40MM
i		19-818	L=57MM
j		19-819	
k		99611-2000	

ITEM NO.	D-CODE	DESCRIPTION	PART NO.	QTY	MODEL/DESCRIPTION	REMARKS
	19 750	VALVE, CONTROL	BU17-19-750C	1		
	19 760	BODY, CONTROL VALVE-UPPER	BU17-19-760A	1		
	19 765	SPRING	0338-19-765	1		
	19 768	VALVE, MANUAL	0338-19-768	1		
	19 771	VALVE, REGULATOR	BU01-19-771	1		
	19 772	SPRING, REGULATOR	0338-19-772	1		
	19 773	SEAT, REGULATOR SPRING	0338-19-773	1		
	19 774	PLUG, REGULATOR	0397-19-774	1		
	19 775	SLEEVE, REGULATOR PLUG	0397-19-775	1		
	19 777	VALVE, SECONDARY LOCK	0338-19-777	1		
	19 778	SPRING, SECONDARY LOCK	0338-19-778	1		
	19 781	PLATE, SIDE 'D'	1758-19-781	1		
	19 782	SCREW	0338-19-782	9		
	19 785	VALVE, 1-2 SHIFT	0338-19-785	1		
	19 786	SPRING, 1-2 SHIFT	1758-19-786	1		
	19 787	VALVE, 2-3 SHIFT	0338-19-787	1		
	19 788	SPRING, 2-3 SHIFT	BU17-19-788	1		
	19 789	PLUG, 2-3 SHIFT	BU17-19-789	1		
	19 791	VALVE, MODIFIER	0338-19-791A	1		
	19 793	PLATE, SIDE 'A'	0338-19-793A	1		
	19 795	VALVE, THROTTLE	0338-19-795B	1		
	19 797	VALVE, THROTTLE BACK-UP	0338-19-797	1		
	19 798	SPRING, THROTTLE BACK-UP	BU02-19-798	1		
	19 801	VALVE, DOWN SHIFT	0338-19-801	1		
	19 802	SPRING, DOWN SHIFT	0338-19-802	1		
	19 803	PLATE, SIDE 'B'	BU01-19-803A	1		
	19 805	PLATE, SEPARATOR	BU17-19-805	1		
	19 807	VALVE, ORIFICE CHECK	BU01-19-807	1		
			BU17-19-807	1		
			0338-19-807A	2		
	19 808	SPRING	0338-19-808	4		
	19 811	BODY, VALVE-LOWER	BU10-19-811	1		
	19 814	SPRING	0338-19-814	1		
	19 815	STRAINER, OIL	BU01-19-815	1		
	19 816	SCREW	0338-19-816	7		
	19 817	SCREW	0338-19-817	10		
	19 818	BOLT	0338-19-818	2		
	19 819	NUT	0338-19-819	2		
	21 681	VALVE, 3-4 SHIFT	BU01-21-681	1		
			BU16-21-681	1		
	21 682	SPRING, 3-4 SHIFT	BU05-21-682	1		

1925-2 CONTROL VALVE (AUTOMATIC)

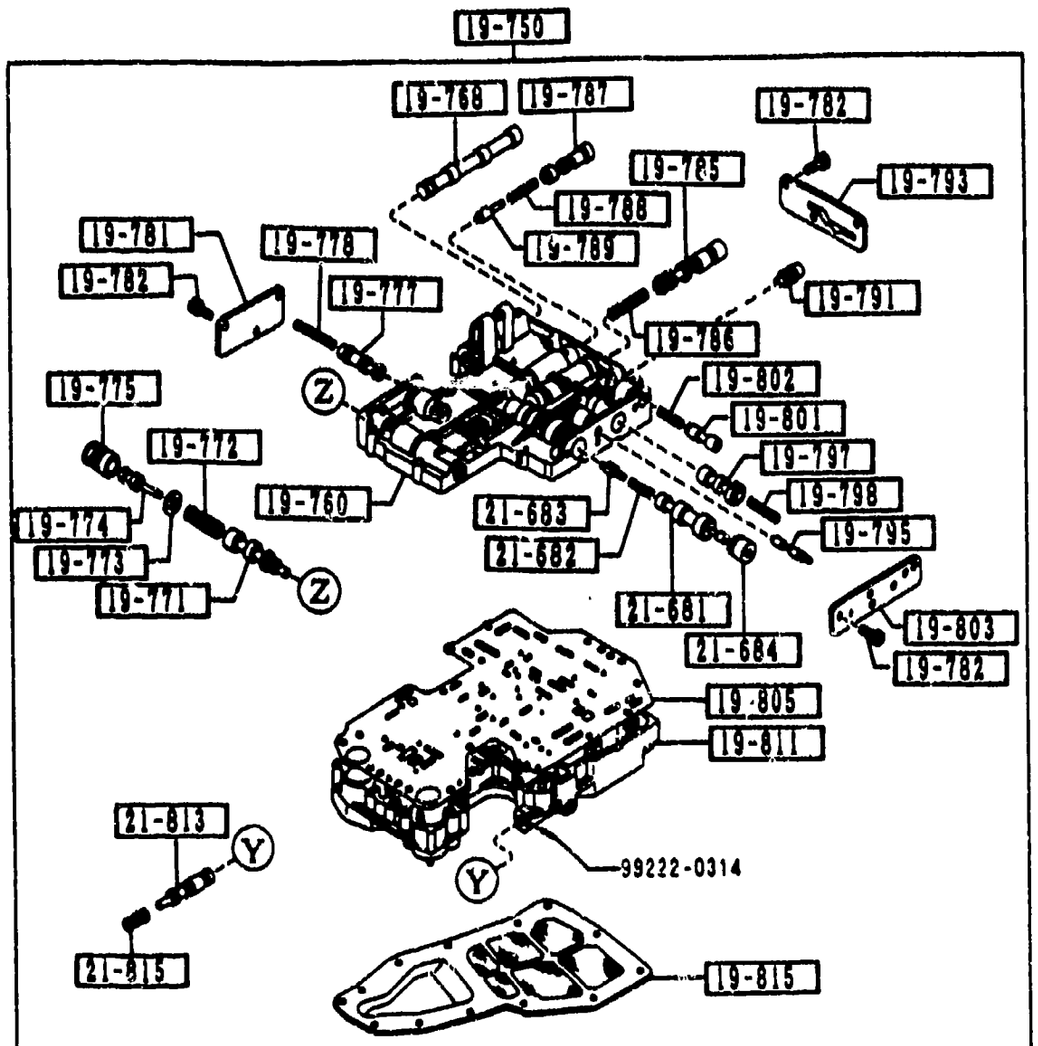

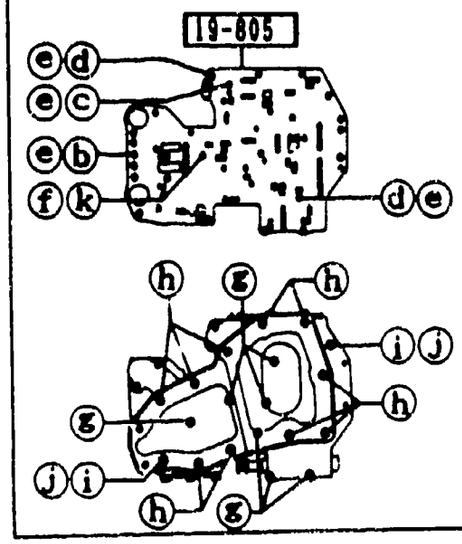

b		19-807	D=1.8MM (8U17-19-807)
c		19-807	D=1.5MM (8U01-19-807)
d		19-807	D=2MM (0338-18-807A)
e		19-808	D=4.77MM, L=15.5MM
f		19-814	D=5.6MM, L=26.8MM
g		19-816	L=25MM
h		19-817	L=40MM
i		19-818	L=57MM
j		19-813	
k		99611-2000	

ITEM NO.	D-CODE	DESCRIPTION	PART NO.	QTY	MODEL/DESCRIPTION	REMARKS
	21 683	PLUG, 3-4 SHIFT	8U03-21-683A	1		
	21 684	VALVE, 3-4 SHIFT-COAST	8U01-21-684	1		
			8U16-21-684	1		
	21 813	VALVE, 3-2 TIMING	8U17-21-813	1		
	21 815	SPRING, 3-2 TIMING	8U17-21-815	1		

1930-1 CLUTCHES & PLANETARY GEARS (AUTOMATIC)

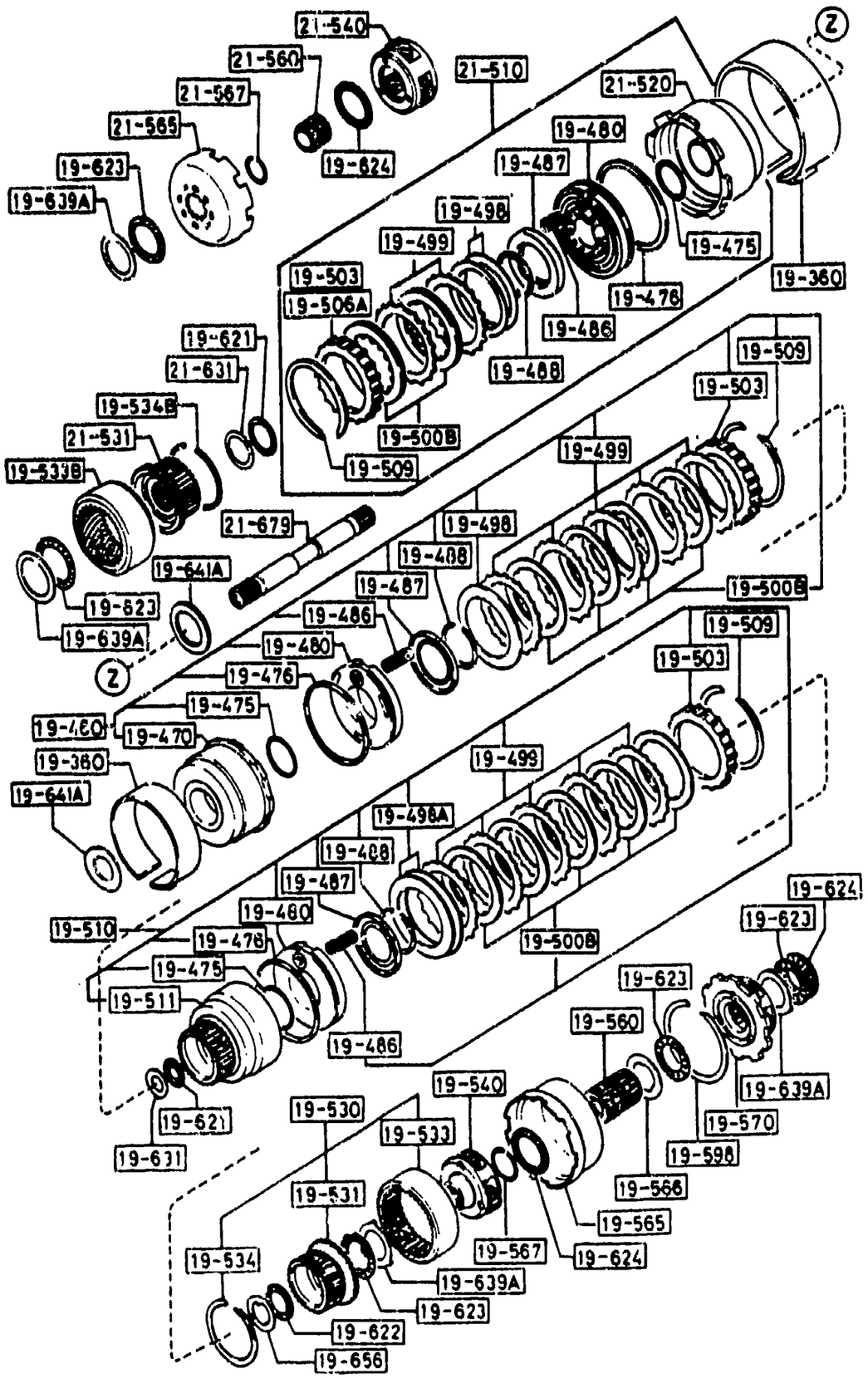

ITEM NO.	D-CODE	DESCRIPTION	PART NO.	QTY	MODEL/DESCRIPTION	REMARKS
	12 9506	PLATE, RETAINING	BU05-21-528	1	T=7MM DIRECT	
	19 360	BAND, BRAKE	0338-19-360B	2		
	19 460	CLUTCH, FRONT	BU17-19-460	1		
	19 470	DRUM, CLUTCH	0338-19-470	1		
	19 475	SEAL, O-RING	0338-19-475	3	FRONT, REAR & DIRECT CLUTCH	
	19 476	SEAL, LATHE CUT	0338-19-476	3	FRONT, REAR & DIRECT CLUTCH	
	19 480	PISTON, CLUTCH	0338-19-480	3	FRONT, REAR & DIRECT CLUTCH	
	19 486	SPRING, PISTON RETURN	0338-19-486	25	FOR FRONT 5, REAR 10 & DIRECT 10	
	19 487	RETAINER, SPRING	0338-19-487	3	FOR FRONT, REAR & DIRECT CLUTCH	
	19 488	RING, SNAP	0338-19-488	3	FRONT, REAR & DIRECT CLUTCH	
	19 498	PLATE, DISHED	0338-19-498	3	FRONT 1, DIRECT 2	
	19 498A	PLATE, DISHED	BU17-19-498	1	REAR	
	19 499	PLATE, DRIVEN	FT01-19-499	12	FRONT 5, REAR 5, DIRECT 2	
	19 500B	PLATE, DRIVE	BU17-19-500	11	FRONT 4, REAR 5, DIRECT 2	
	19 503	PLATE, RETAINING	3959-19-503	1	T=5MM FRONT	
			3959-19-504	1	T=5.2MM FRONT	
			3959-19-505	1	T=5.4MM FRONT	
			3959-19-506	3	T=5.6MM FRONT, REAR & DIRECT	
			3959-19-507	2	T=5.8MM FRONT & DIRECT	
			3959-19-508	2	T=6MM FRONT & DIRECT	
			3959-19-509	2	T=6.2MM FRONT & DIRECT	
	19 506A	PLATE, RETAINING	BU05-21-525	1	T=6.4MM DIRECT	
			BU05-21-526	1	T=6.6MM DIRECT	
			BU05-21-527	1	T=6.8MM DIRECT	
			BU05-21-528	1	T=7MM DIRECT	
	19 509	RING, SNAP	0338-19-509	3	FRONT, REAR & DIRECT	
	19 510	CLUTCH, REAR	BU17-19-510	1		
	19 511	DRUM, REAR CLUTCH	1758-19-511	1		

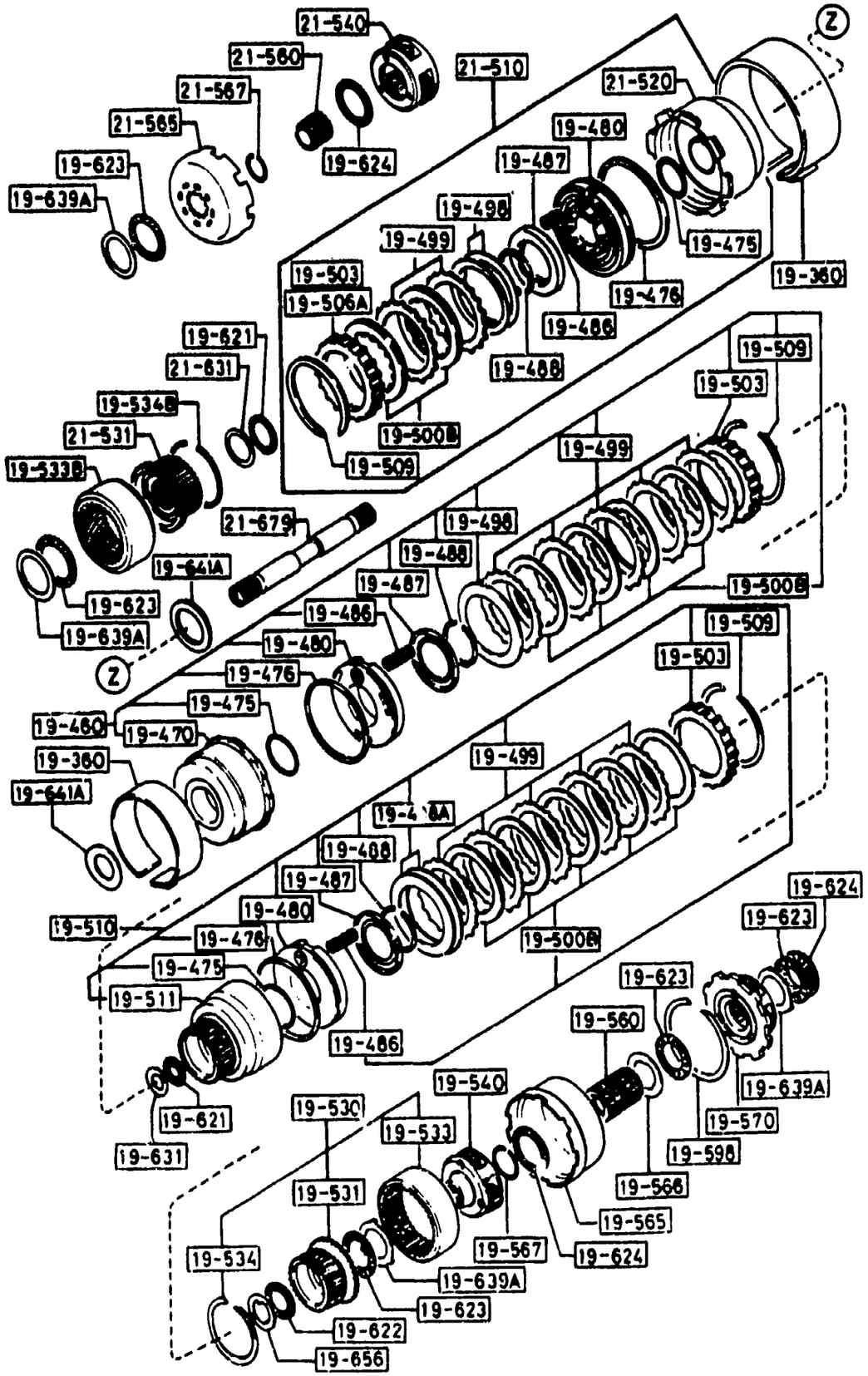

ITEM NO.	D-CODE	DESCRIPTION	PART NO.	QTY	MODEL/DESCRIPTION	REMARKS
	19 530	HUB, REAR CLUTCH	0338-19-530	1		
	19 531	HUB, REAR CLUTCH	0338-19-531	1		
	19 533	GEAR, INTERNAL	0338-19-533	1	REAR CLUTCH HUB	
	19 533B	GEAR, INTERNAL	BU03-19-533	1	OVERDRIVE CLUTCH HUB	
	19 534	RING, SNAP	0338-19-534	1	REAR CLUTCH	
	19 534B	RING, SNAP	BU03-19-534	1	OVERDRIVE CLUTCH HUB	
	19 540	CARRIER, FRONT	BU02-19-540	1		
	19 560	GEAR, SUN	BU02-19-560	1		
	19 565	SHELL, CONNECTING	BU02-19-565	1		
	19 566	RACE, SHELL BEARING	FT01-19-566	1		
	19 567	RING, SNAP	BU02-19-567	1		
	19 570	CARRIER, REAR	BU02-19-570	1		
	19 598	RING, SNAP	0338-19-598	1		
	19 621	BEARING, NEEDLE	0338-19-621	2		
	19 622	BEARING, NEEDLE	0338-19-622	1		
	19 623	BEARING, NEEDLE	0338-19-623	5		
	19 624	BEARING, NEEDLE	0338-19-624	3		
	19 631	RACE, BEARING PUMP COVER	0338-19-631	1	T=1.2MM	
			0338-19-632	1	T=1.4MM	
			0338-19-633	1	T=1.6MM	
			0338-19-634	1	T=1.8MM	
			0338-19-635	1	T=2MM	
			0338-19-636	1	T=2.2MM	
	19 639A	RACE, BEARING	0338-19-639	4		
	19 641A	WASHER	0338-19-648	2	T=1.3MM	
			0338-19-646	2	T=1.5MM	
			0338-19-647	2	T=1.7MM	
			0338-19-641	2	T=1.9MM	
			0338-19-642	2	T=2.1MM	
			0338-19-643	2	T=2.3MM	
			0338-19-644	2	T=2.5MM	
			0338-19-645	2	T=2.7MM	
	19 656	RACE, BEARING OIL DISTRIBUTOR	0436-19-656	1		
	21 510	CLUTCH, DIRECT	BU17-21-510	1		
	21 520	DRUM, DIRECT	BU05-21-520	1		
	21 531	HUB, O/DRIVE CLUTCH	BU03-21-531	1		
	21 540	CARRIER, OVERDRIVE	BU03-21-540	1		
	21 560	GEAR, OVERDRIVE	BU03-21-560	1		
	21 565	CONNECTING, SHELL	BU03-21-565	1		

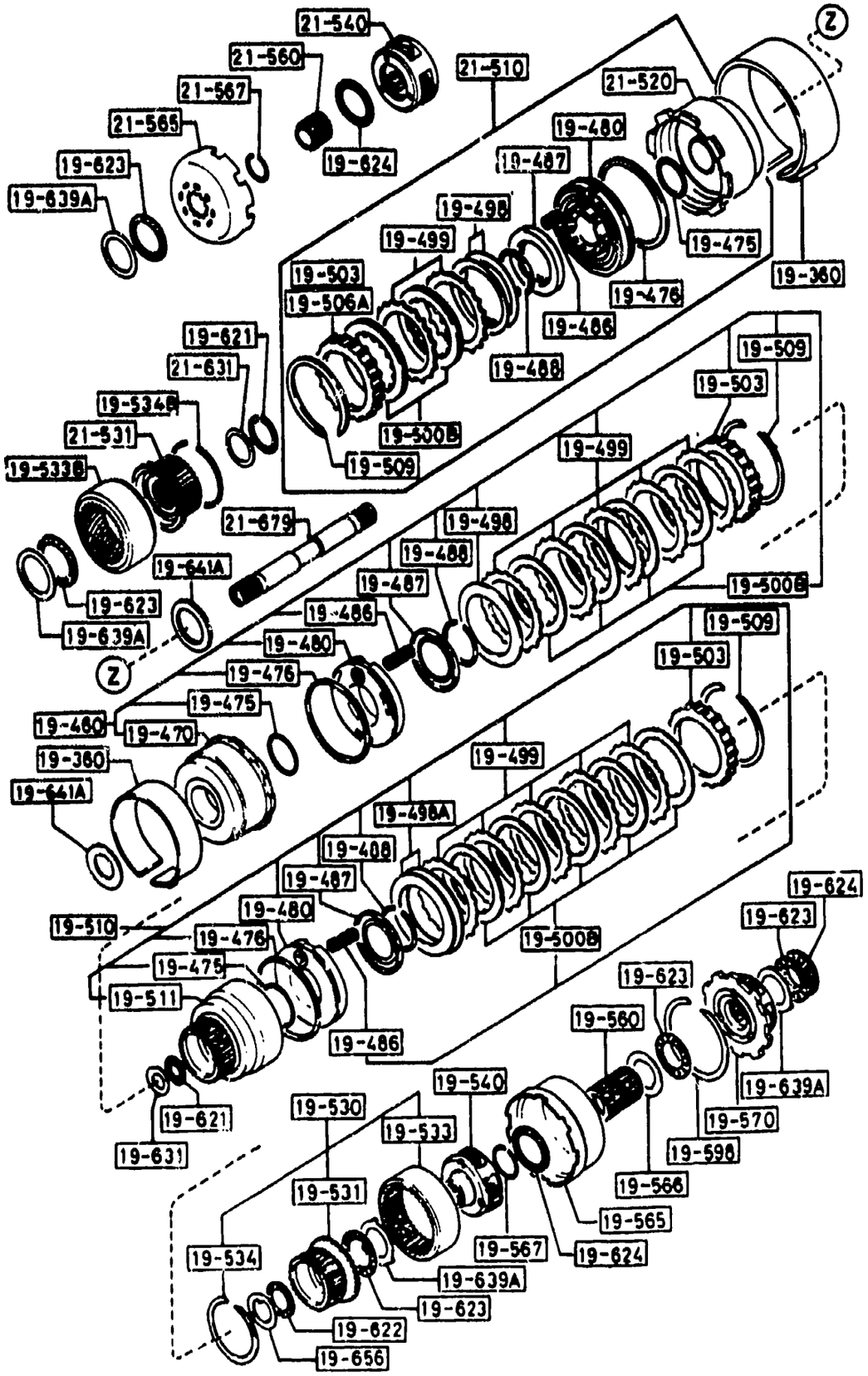

ITEM NO.	D-CODE	DESCRIPTION	PART NO.	QTY	MODEL/DESCRIPTION	REMARKS
	21 567	RING, SNAP	BU03-21-567	1		
	21 631	RACE, BEARING HUB CLUTCH	BU01-21-631	1	t=1.2MM	
			BU01-21-632	1	t=1.4MM	
			BU01-21-633	1	t=1.6MM	
			BU01-21-634	1	t=1.8MM	
			BU01-21-635	1	t=2MM	
			BU01-21-636	1	t=2.2MM	
	21 679	SHAFT, INTERMEDIATE	BU01-21-679	1		

1940-1 GOVERNOR, LOW & REVERSE PISTON (AUTOMATIC)

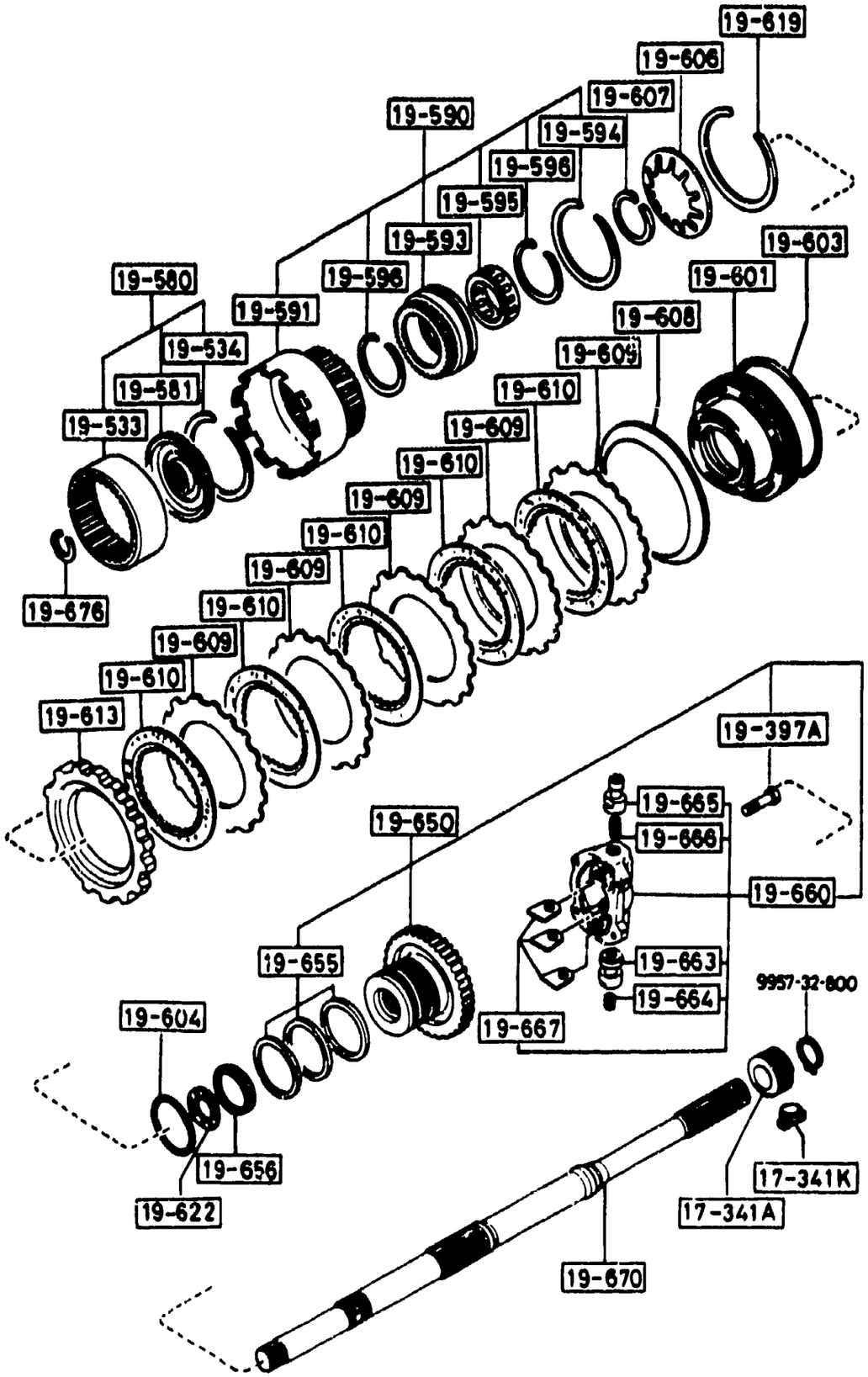

ITEM NO.	D-CODE	DESCRIPTION	PART NO.	QTY	MODEL/DESCRIPTION	REMARKS
	17 341A	GEAR, SPEEDOMETER DRIVE	R501-17-341	1		
	17 341K	KEY	M501-17-342	1		
	19 397A	BOLT	0338-19-398	4		
	19 533	GEAR, INTERNAL	0338-19-533A	1		
	19 534	RING, SNAP	0338-19-534	1		
	19 580	FLANGE	0338-19-580	1		
	19 581	FLANGE, DRIVE	0338-19-581	1		
	19 590	DRUM, CONNECTING	0338-19-590	1		
	19 591	DRUM, CONNECTING	0338-19-591	1		
	19 593	RACE, OUTER	0338-19-593	1		
	19 594	RING, SNAP	0338-19-594	1		
	19 595	CLUTCH, ONE-WAY	0338-19-595	1		
	19 596	RING, SNAP	0338-19-596	2		
	19 601	PISTON, LOW & REVERSE	BT08-19-600	1		
	19 603	SEAL, PISTON	0338-19-603	1		
	19 604	SEAL, O-RING	0338-19-604	1		
	19 606	SPRING, PISTON	0338-19-606	1		
	19 607	RING, SNAP	0338-19-607	1		
	19 608	PLATE, DISHED	0338-19-608	1		
	19 609	PLATE, DRIVEN	0338-19-609	5		
	19 610	PLATE, DRIVE	BU17-19-610	5		
	19 613	PLATE, RETAINING	1758-19-613	1	T=7.8MM	
			1758-19-614	1	T=8MM	
			1758-19-615	1	T=8.2MM	
			1758-19-616	1	T=8.4MM	
			1758-19-617	1	T=8.6MM	
			1758-19-618	1	T=8.8MM	
	19 619	RING, SNAP	0338-19-619	1		
	19 622	BEARING, NEEDLE	0338-19-622	1		
	19 650	DISTRIBUTOR, OIL	BU02-19-650A	1		
	19 655	RING, SEAL	0338-19-655	3		
	19 656	RACE, BEARING OIL DISTRIBUTOR	0436-19-656	1		
	19 660	GOVERNOR	BU02-19-660	1		
	19 663	VALVE	0338-19-663	1		
	19 664	SPRING	0338-19-664	1		
	19 665	VALVE	BU02-19-665	1		
	19 666	SPRING, GOVERNOR	0338-19-666	1		
	19 667	PLATE, RETAINER	0338-19-667	3		
	19 670	SHAFT	BU17-19-670	1		
	19 676	RING	0338-19-676	1		

1950-1 MANUAL LINKAGE SYSTEM (AUTOMATIC)

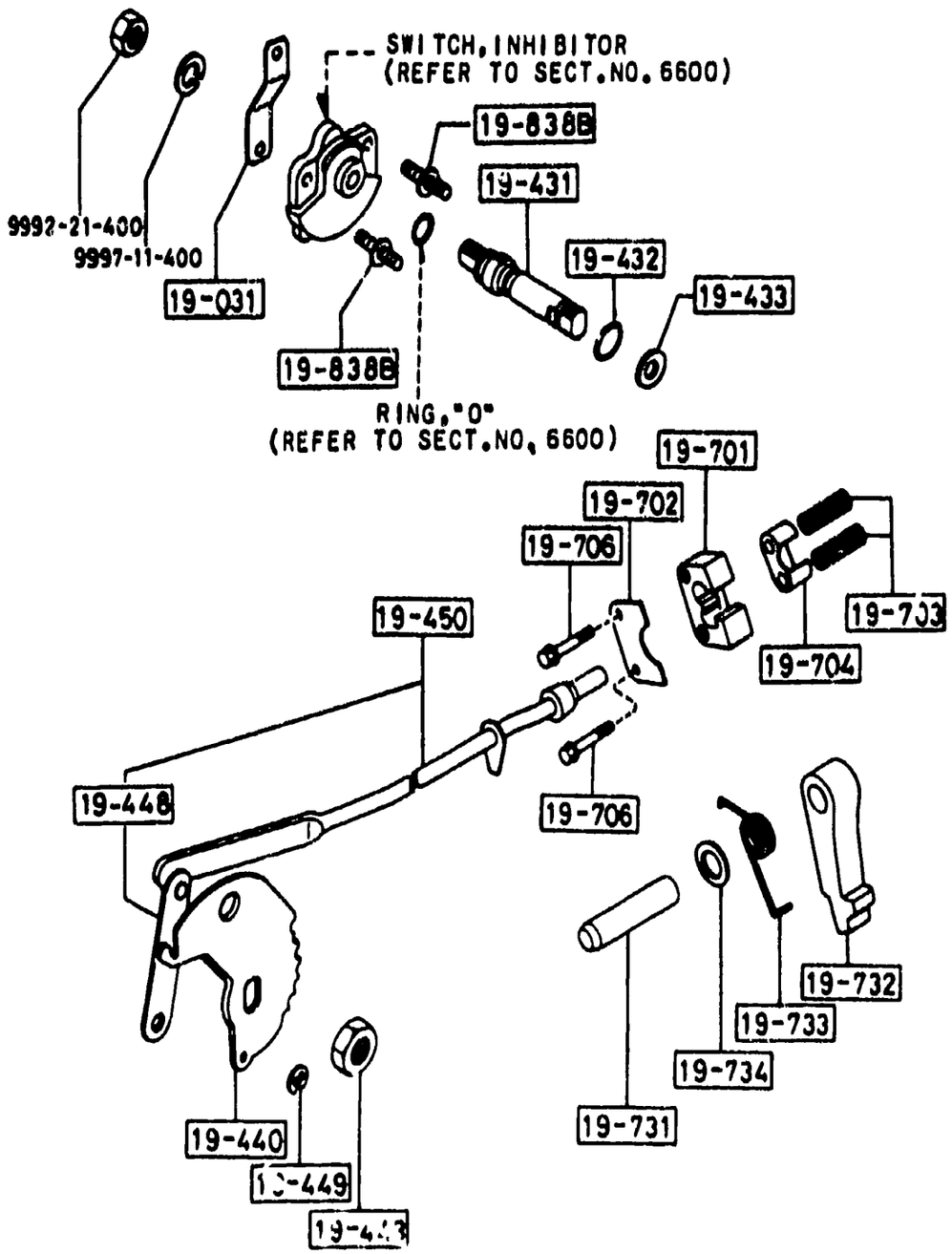

ITEM NO.	D-CODE	DESCRIPTION	PART NO.	QTY	MODEL/DESCRIPTION	REMARKS
	19 031	LEVER, SELECT	BU17-19-031	1		
	19 431	SHAFT, MANUAL	0338-19-431	1		
	19 432	O-RING	0338-19-432	1		
	19 433	WASHER	0338-19-433A	1		
	19 440	PLATE, MANUAL	BU17-19-440	1		
	19 443	NUT, SHAFT	0338-19-443	1		
	19 448	LEVER, PARKING	0338-19-448	1		
	19 449	RING, SNAP	0338-19-449	1		
	19 450	ROD, PARKING	BU17-19-450	1		
	19 701	SUPPORTER, ACTUATOR	BU17-19-701	1		
	19 702	PLATE, RETAINING	0338-19-702A	1		
	19 703	SPRING, BALL PARK	BU17-19-703	2		
	19 704	RETAINER	BU17-19-704	1		
	19 706	BOLT	0338-19-706	2		
	19 731	SHAFT, PARKING PAWL	0338-19-731	1		
	19 732	PAWL, PARKING	BU17-19-732	1		
	19 733	SPRING, PAWL RETURN	0338-19-733C	1		
	19 734	SPACER, DOWEL	0338-19-734A	1		
	19 838B	BOLT	BU17-19-838	2		

1960-1 GASKET & SEAL KIT (AUTOMATIC)

22-900

a-SEAL,"O"RING.....(3)
b-SEAL.....(3)
c-GASKET,DRUM SUPPORT....(1)
d-GASKET,DRIVE CASE.....(1)
e-SEAL,"O"RING.....(1)
f-SEAL,"O"RING.....(1)
g-RING,"O".....(1)
h-RING,"O".....(1)
i-SEAL,OIL.....(1)
j-RING,"O".....(1)
k-SEAL.....(1)
l-GASKET,OIL PUMP.....(1)
m-RING,"O".....(1)
n-RING,"O".....(1)
p-RING,"O".....(1)
q-SEAL,OIL.....(1)
r-SEAL,"O"RING.....(1)
s-SEAL,PISTON.....(1)
t-SEAL,"O"RING.....(2)
u-SEAL,PISTON.....(1)
v-SEAL,PISTON.....(1)
w-SEAL.....(1)
x-GASKET.....(1)
y-GASKET,OIL PAN.....(1)
z-RING,"O".....(1)
aa-RING,"O".....(1)
ab-RING,"O".....(1)
ac-RING,"O".....(2)
ad-GASKET,EXTENTION.....(1)

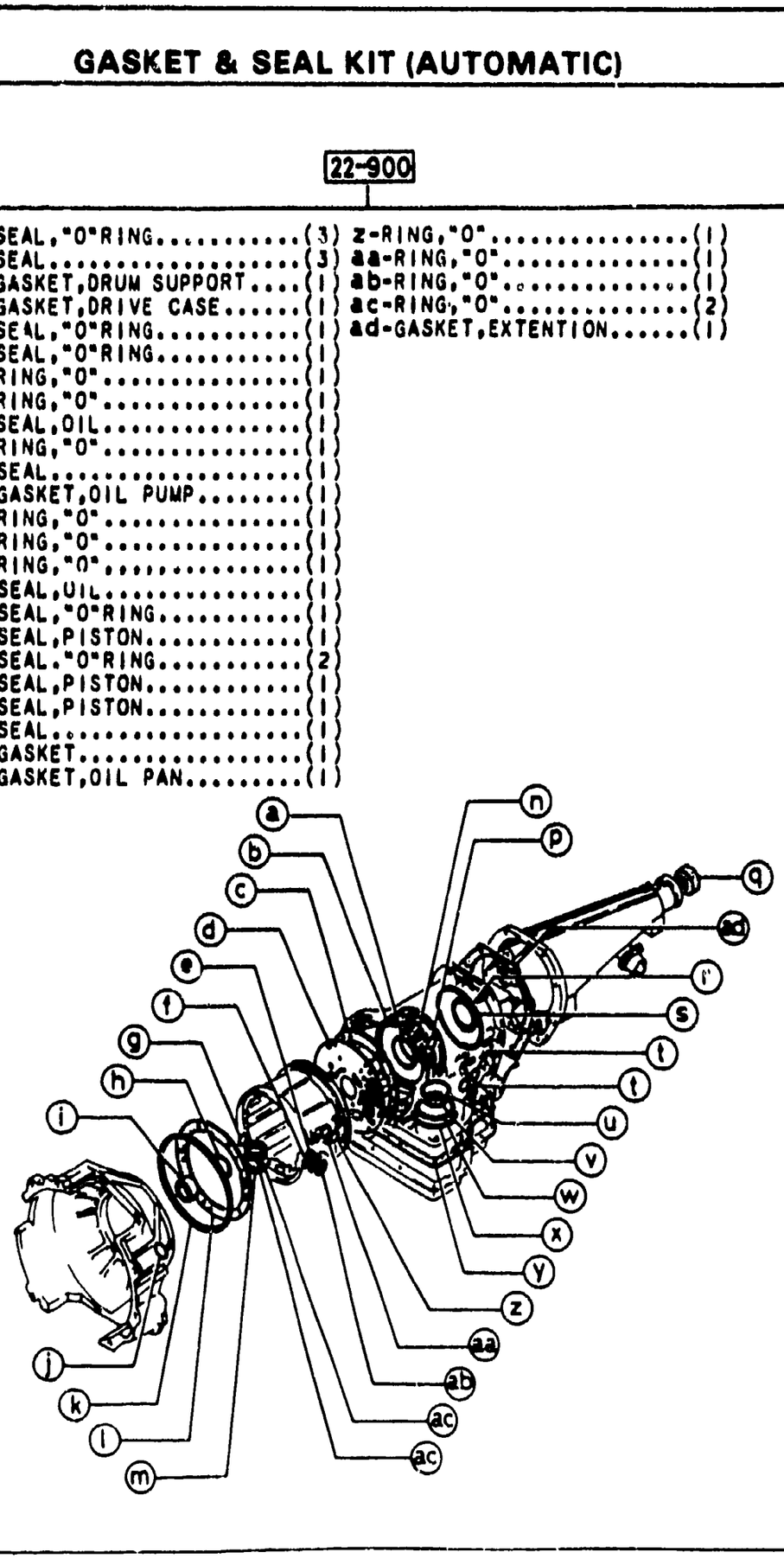

ITEM NO	D-CODE	DESCRIPTION	PART NO.	QTY	MODEL/DESCRIPTION	REMARKS
	22 900	GASKET & SEAL KIT	BU01-99-190	1		-7501
		<A>	BU01-99-190A	1		7501-

7501 FC33* -547831

ENGINE

CHASSIS

ENGINE

CHASSIS

ENGINE

CHASSIS

ENGINE

CHASSIS

ENGINE

CHASSIS

ENGINE

CHASSIS

ENGINE

CHASSIS

ENGINE

CHASSIS

ENGINE

CHASSIS

ENGINE

CHASSIS

ENGINE

CHASSIS

ENGINE

CHASSIS

ENGINE

CHASSIS

SECTION INDEX -- CHASSIS

STARTING LOCATION	SECT NO.	SECTION NAME
1 - C11	2500	DRIVESHAFT
1 - D11	2550	REAR DRIVESHAFTS
1 - E11	2600	REAR AXLE
1 - F11	2610	REAR BRAKE MECHANISMS
1 - H11	2710	REAR DIFFERENTIALS (W/O TURBO)(NORMAL DIFFERENTIAL)
1 - J11	2710A	REAR DIFFERENTIALS (W/O TURBO)(LIMITED-SLIP DIFFERENTIAL)
1 - L11	2710C	REAR DIFFERENTIALS (TURBO)(LIMITED-SLIP DIFFERENTIAL)
1 - N11	2800	REAR SUSPENSION MECHANISMS (W/O TURBO) (W/O AUTOMATIC ADJUSTING SUSPENSION)
1 - C12	2800A	REAR SUSPENSION MECHANISMS (W/O TURBO) (FOR AUTOMATIC ADJUSTING SUSPENSION)
1 - D12	2800B	REAR SUSPENSION MECHANISMS (TURBO)
1 - E12	2810	REAR STABILIZER
1 - F12	2830	REAR LOWER ARMS & SUB-FRAME
1 - H12	3200	STEERING WHEEL
1 - I12	3210	STEERING COLUMN & SHAFTS
1 - J12	3210A	STEERING COLUMN & SHAFTS (W/ POWER STEERING)
1 - K12	3220	STEERING GEAR (W/O POWER STEERING)
1 - L12	3220A	STEERING GEAR (W/ POWER STEERING)
1 - M12	3230	STEERING LINKAGE SYSTEM
1 - C13	3240	POWER STEERING SYSTEM
1 - E13	3300	FRONT AXLE & BRAKE MECHANISMS (FOR NORMAL SUSPENSION)
1 - I13	3300A	FRONT AXLE & BRAKE MECHANISMS (FOR HARD SUSPENSION) (W/O ANTI-LOCK BRAKE SYSTEM)
1 - K13	3300B	FRONT AXLE & BRAKE MECHANISMS (FOR HARD SUSPENSION) (ANTI-LOCK BRAKE SYSTEM)
1 - M13	3400	FRONT SUSPENSION MECHANISMS (W/O TURBO) (W/O AUTOMATIC ADJUSTING SUSPENSION)
1 - N13	3400A	FRONT SUSPENSION MECHANISMS (W/O TURBO) (FOR AUTOMATIC ADJUSTING SUSPENSION)
1 - C14	3400B	FRONT SUSPENSION MECHANISMS (TURBO)
1 - D14	3410	CROSSMEMBER & STABILIZER
1 - E14	3700	TIRES & JACK (W/O TURBO)
1 - H14	3700A	TIRES & JACK (TURBO)
1 - J14	3900B	ENGINE & TRANSMISSION MOUNTINGS (W/O TURBO)
1 - K14	3900BA	ENGINE & TRANSMISSION MOUNTINGS (TURBO)
1 - L14	4000B	EXHAUST SYSTEM (W/O TURBO)
1 - C15	4000BA	EXHAUST SYSTEM (TURBO)
1 - E15	4140B	CLUTCH RELEASE & MASTER CYLINDERS (MANUAL TRANSMISSION)
1 - F15	4160	ACCELERATOR CONTROL SYSTEM
1 - G15	4200	FUEL TANK
1 - H15	4300	CLUTCH & BRAKE PEDALS
1 - J15	4340	BRAKE MASTER CYLINDER & POWER BRAKE (W/O ANTI-LOCK BRAKE SYSTEM)
1 - L15	4340A	BRAKE MASTER CYLINDER & POWER BRAKE (ANTI-LOCK BRAKE SYSTEM)
1 - N15	4360	BRAKE PIPINGS (W/O ANTI-LOCK BRAKE SYSTEM)
1 - C16	4360A	BRAKE PIPINGS (ANTI-LOCK BRAKE SYSTEM)
1 - D16	4370	ANTI-LOCK BRAKE SYSTEMS
1 - F16	4400	PARKING BRAKE SYSTEM
1 - G16	4500B	FUEL PIPINGS (W/O ANTI-LOCK BRAKE SYSTEM)
1 - H16	4500BA	FUEL PIPINGS (ANTI-LOCK BRAKE SYSTEM)
1 - I16	4600	CHANGE CONTROL SYSTEM (AUTOMATIC TRANSMISSION)

2500-1 DRIVESHAFT

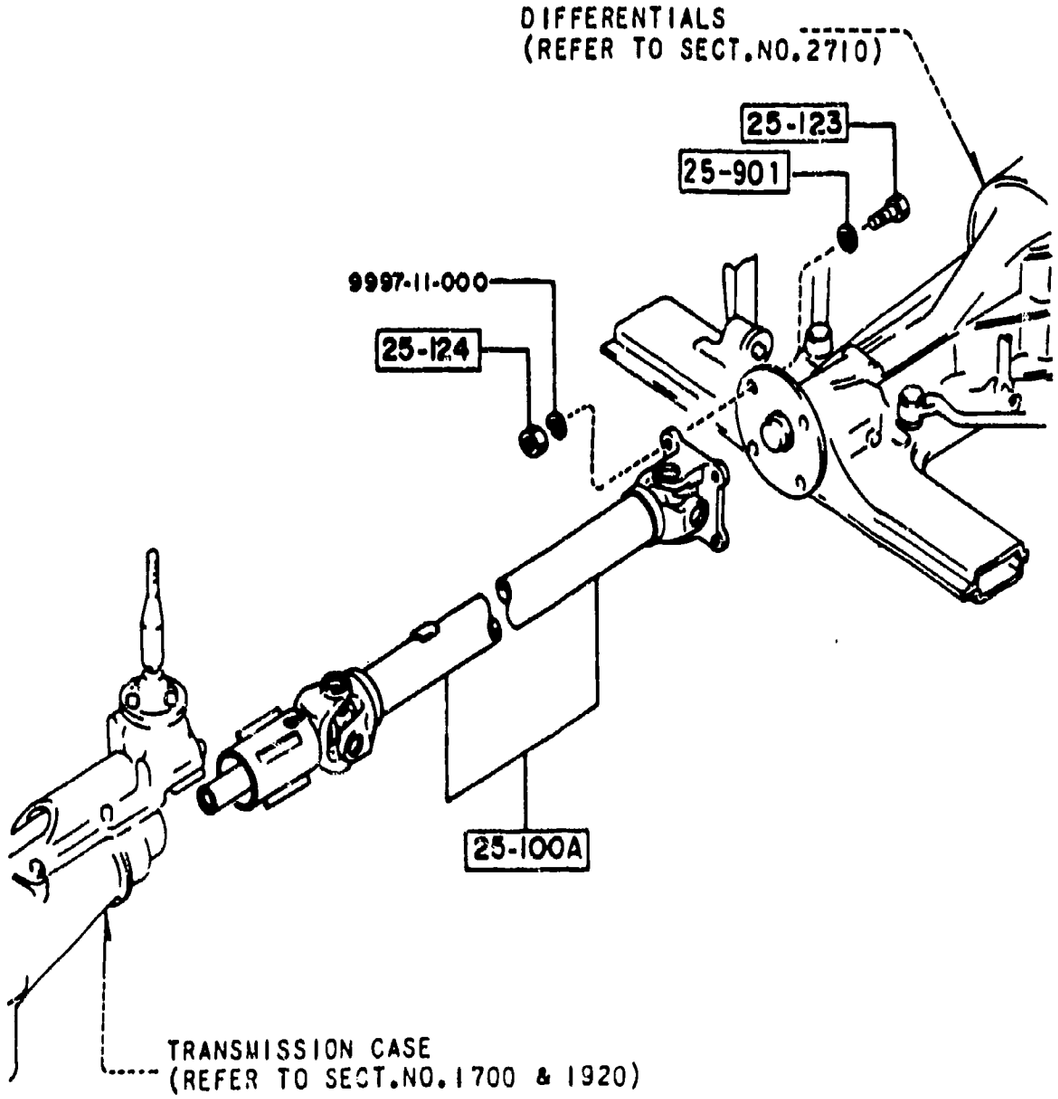

ITEM NO.	D-CODE	DESCRIPTION	PART NO.	QTY	MODEL/DESCRIPTION	REMARKS
	25 100A	DRIVESHAFT	M060-25-100C	1	M/T, W/O TURBO	
			M051-25-100C	1	A/T, W/O TURBO	
			P039-25-100A	1	TURBO	
	25 123	BOLT	P012-25-123	4	W/O TURBO	
			1368-25-124	4	TURBO	
	25 124	NUT	1368-25-124	4		
	25 901	WASHER, BALANCE WEIGHT	M055-25-901	2	W=2.2G	
			M055-25-902	2	W=3.4G	
			M055-25-903	2	W=4.5G	
			M055-25-904	2	W=5.6G	

2550-1 REAR DRIVESHAFTS

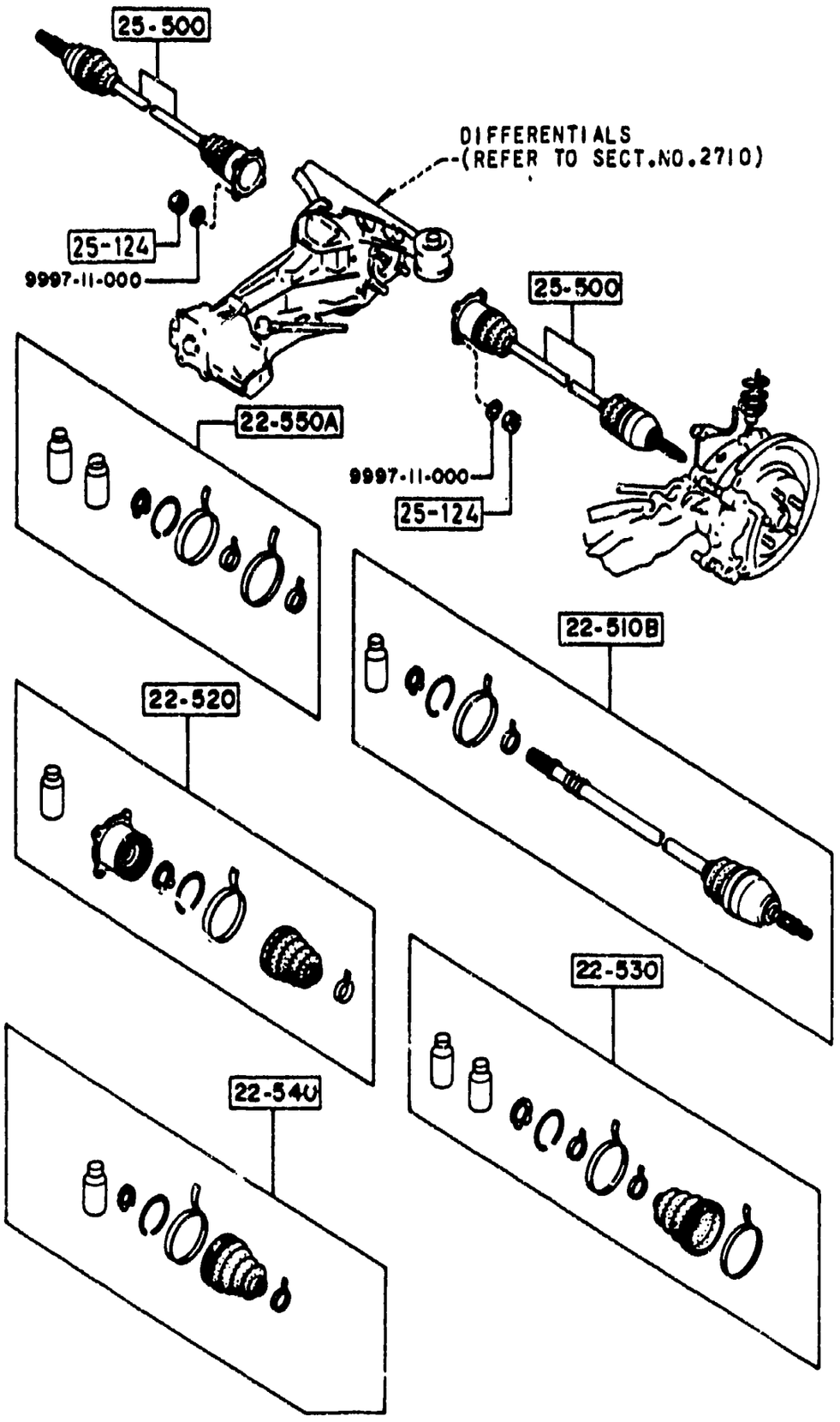

ITEM NO.	D-CODE	DESCRIPTION	PART NO.	QTY	MODEL/DESCRIPTION	REMARKS
	22 510B	JOINT SET, OUTER	M030-22-510A	2	W/O TURBO	
			M040-22-510B		TURBO	
	22 520	JOINT SET, INNER	M030-22-520A	2	W/O TURBO	
			M040-22-520A	2	TURBO	
	22 530	BOOT SET, OUTER JOINT	M030-22-530A	2	W/O TURBO	
			M040-22-530B	2	TURBO	
	22 540	BOOT SET, INNER JOINT	M030-22-540A	2	W/O TURBO	
			M040-22-540A		TURBO	
	22 550	CLIP SET	M030-22-550A	2	W/O TURBO	
			M040-22-550B		TURBO	
	25 124	NUT	1368-25-124	8		
	25 500	DRIVESHAFT	M030-25-500B	2	W/O TURBO	
		<A>	M030-25-500C	2		
			M040-25-500D		TURBO	

2600-1 REAR AXLE

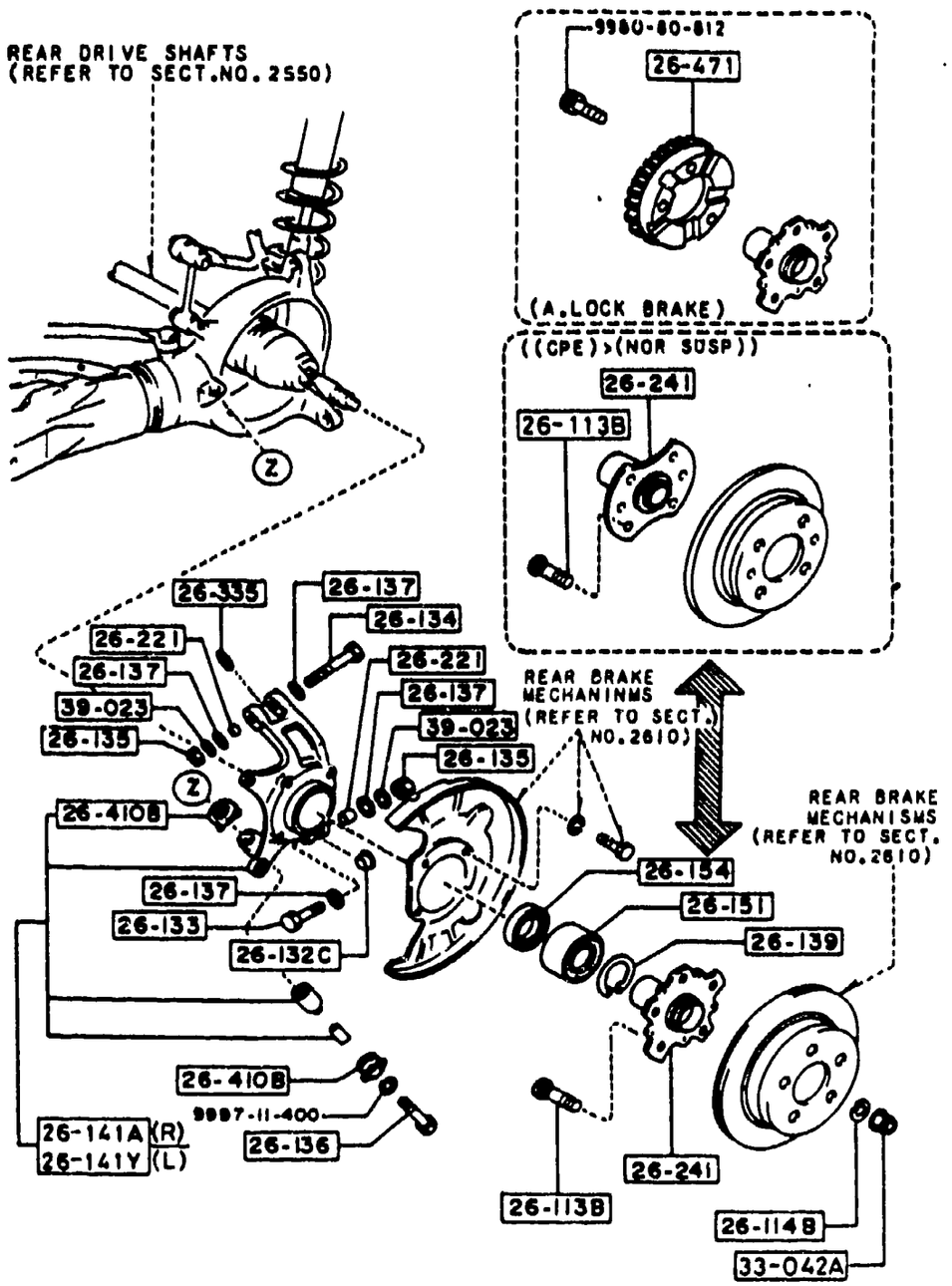

VEHICLE RESTRICTION			
BODY TYPE	HARD SUSP.	A.A.SUSP.	DISC WHEEL
COUPE	–	–	4 HOLES-14"
	×	–	5 HOLES-15"/16"
	×	×	
CONVERTIBLE	–	–	5 HOLES-15"

ITEM NO.	D-CODE	DESCRIPTION	PART NO.	QTY	MODEL/DESCRIPTION	REMARKS
	26 113B	BOLT, HUB	H001-26-113	8	NORMAL SUSPENSION	
				10	HARD SUSPENSION	
	26 114B	WASHER, PLAIN	H001-26-114A	2		
	26 132C	WASHER, SLEEVE-REAR BRAKE	FB01-26-132	2		
	26 133	BOLT	FB01-26-133	2		
	26 134	BOLT, LOWER ARM	FB01-26-134	2		
	26 135	NUT, LOWER ARM	FB01-26-135	4		
	26 136	BOLT, LOWER ARM	FB01-26-136	2		
	26 137	WASHER, PLAIN-LOWER ARM	FB01-26-137	8		
		<AN>	FB05-26-137	8		
	26 139	RING, RETAINING	FB01-26-139	2		
	26 141A	HUB (R), TOE CONTROL-OUTER	FB01-49-130	1		
	26 141Y	HUB (L), TOE CONTROL-OUTER	FB01-49-140	1		
	26 151	BEARING, REAR AXLE	FB01-26-151A	2		
	26 154	SEAL, OIL-REAR AXLE	FB01-26-065A	2		
	26 221	SLEEVE, LOWER ARM	FB01-26-221A	4		
	26 241	FLANGE, REAR AXLE	FB01-26-241	2	NORMAL SUSPENSION	
			FB05-26-241A	2	HARD SUSPENSION	
	26 335	STOPPER, LOWER ARM	FB01-26-335	2		
	26 410B	RUBBER, SEAT-BEARING HOUSING	FC01-26-410			
	26 471	ROTOR, SENSOR-REAR A.B.S.	F048-26-471	2		
	33 042A	NUT	H001-26-042	2		
	39 023	WASHER, SPRING-LOWER ARM	FB01-39-023	4		

2610-1 REAR BRAKE MECHANISMS

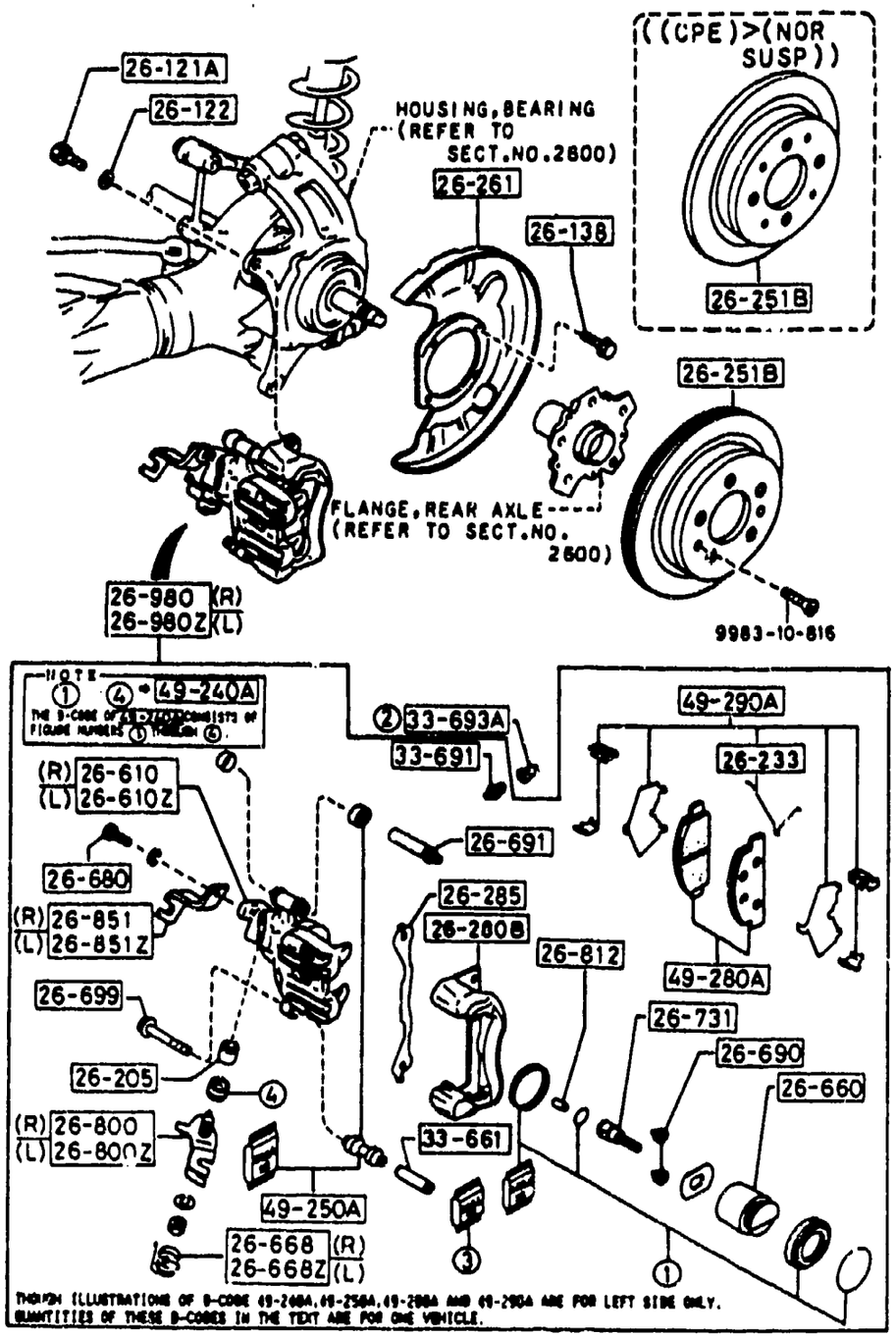

VEHICLE RESTRICTION			
BODY TYPE	HARD SUSP.	A.A.SUSP.	DISC WHEEL
COUPE	–	–	4 HOLES-14"
	×	–	5 HOLES-15"/16"
	×	×	
CONVERTIBLE	–	–	5 HOLES-15"

ITEM NO.	D-CODE	DESCRIPTION	PART NO.	QTY	MODEL/DESCRIPTION	REMARKS
	26 121A	BOLT, REAR BRAKE	FB01-26-121A	4		
	26 122	WASHER, PLAIN-REAR BRAKE	FB01-26-122	4		
	26 138	BOLT, DUST COVER	FB01-26-138	8		
	26 205	BEARING	H001-26-205	2		
	26 233	V-SPRING, REAR BRAKE	FB01-26-233	2	NORMAL SUSPENSION	
			FB05-26-233	2	HARD SUSPENSION	
	26 251B	PLATE, DISC	FB01-26-251A	2	NORMAL SUSPENSION, 4-BOLT WHEEL	
			FB05-26-251A	2	HARD SUSPENSION, 5-BOLT WHEEL	
	26 261	COVER, DUST	FB01-26-261B	2		
	26 280B	SUPPORT, MOUNTING	FB01-26-281A	2	NORMAL SUSPENSION	
			FB05-26-281A	2	HARD SUSPENSION	
	26 285	PLATE, GUARD-CALIPER BRAKE	FB01-26-285A	2		
	26 610	CALIPER (R), REAR BRAKE	FB01-26-610B	1	NORMAL SUSPENSION	
			FB05-26-610B	1	HARD SUSPENSION	
	26 610Z	CALIPER (L), REAR BRAKE	FB01-26-710B	1	NORMAL SUSPENSION	
			FB05-26-710B	1	HARD SUSPENSION	
	26 660	PISTON, CALIPER-REAR	FA18-26-660	2		
	26 668	SPRING (R), CALIPER-REAR	FB01-26-668	1		
	26 668Z	SPRING (L), CALIPER-REAR	FB01-26-669	1		
	26 680	BOLT	FA18-26-680	2		
	26 690	STOPPER, CALIPER-REAR	FB01-26-694	2		
	26 691	PIN, GUIDE	FA66-26-695	2		
	26 699	PIN, LOCK	FA66-26-998	2		
	26 731	SPINDLE, ADJUSTER	H001-26-731A	2		
	26 800	LEVER (R), OPERATING	FB01-26-800A	1		
	26 800Z	LEVER (L), OPERATING	FB01-26-810A	1		
	26 812	LINK, CONNECTING	H001-26-812	2		
	26 851	BRACKET (R), CALIPER-REAR	FB01-26-851	1		
	26 851Z	BRACKET (L), CALIPER-REAR	FB01-26-861	1		
	26 980	CALIPER (R), REAR BRAKE	FB01-26-980F	1	NORMAL SUSPENSION	
			FB05-26-980F	1	HARD SUSPENSION	
	26 980Z	CALIPER (L), REAR BRAKE	FB01-26-990F	1	NORMAL SUSPENSION	
			FB05-26-990F	1	HARD SUSPENSION	
	33 691	SCREW, BLEEDER	B107-33-691	4		
	33 693A	CAP, BLEEDER SCREW	0259-33-693	4		
	49 240A	SEAL KIT	FB02-49-240	1		6901-
			H010-49-240	1	HARD SUSPENSION ONLY	-6901
	49 250A	BOOT KIT, REAR CALIPER	FA67-26-45Z	1		
	49 280A	PAD SUB SET, REAR	FB06-49-280	1		

6901 FC33* -512255

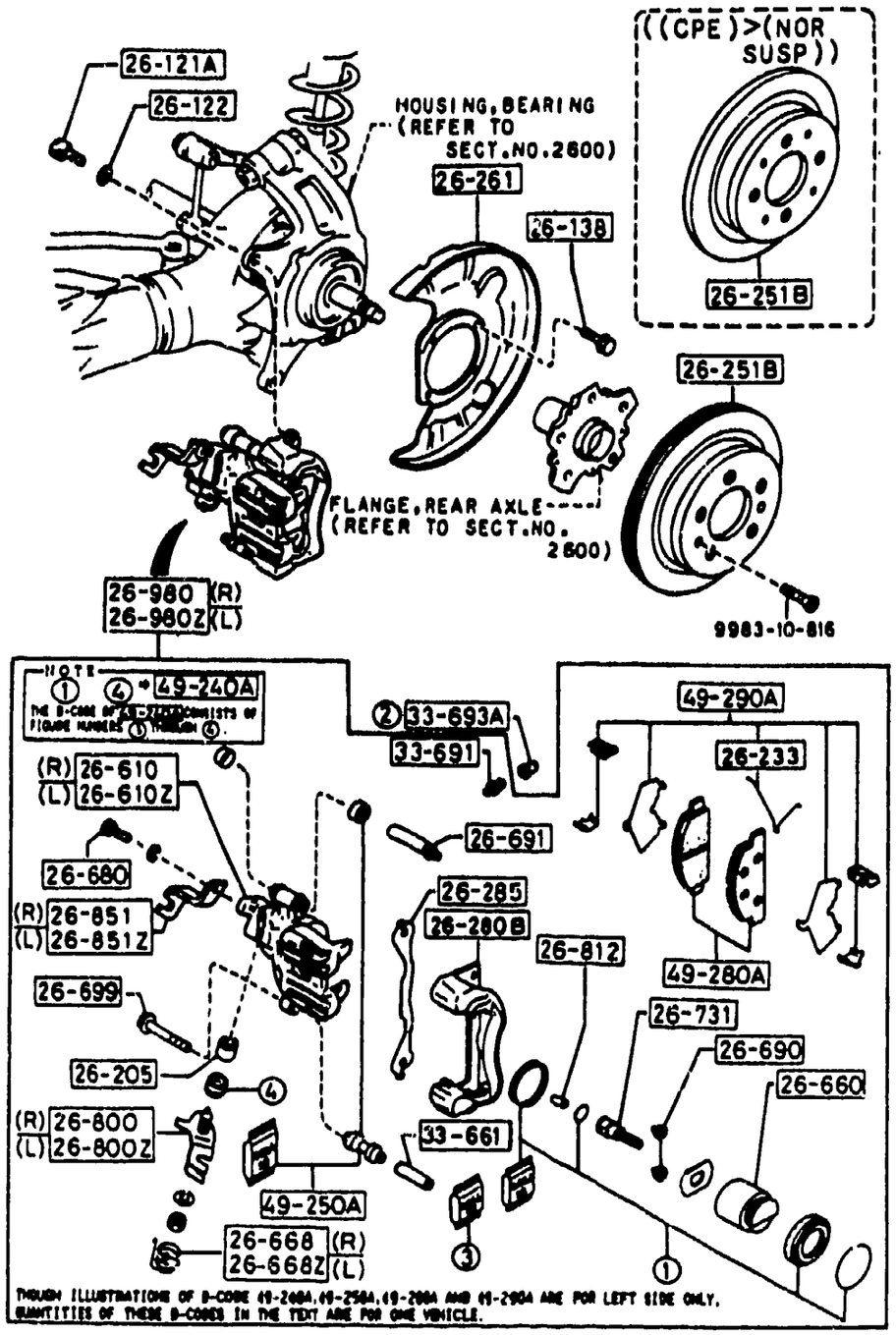

VEHICLE RESTRICTION			
BODY TYPE	HARD SUSP.	A.A. SUSP.	DISC WHEEL
COUPE	–	–	4 HOLES-14"
	×	–	5 HOLES-15"/16"
	×	×	
CONVERTIBLE	–	–	5 HOLES-15"

ITEM NO.	D-CODE	DESCRIPTION	PART NO.	QTY	MODEL/DESCRIPTION	REMARKS
	49 280A (CONT'D)	<C>	FB06-49-280A	1	REQUIRES ATTACH. KIT: FB02-49-290B	
	49 290A	ATTACHMENT, PAD-REAR	FB02-49-290B	1	NORMAL SUSPENSION	
			FB06-49-290B	1	HARD SUSPENSION	

2710-1 REAR DIFFERENTIALS (W/O TURBO)(NORMAL DIFFERENTIAL)

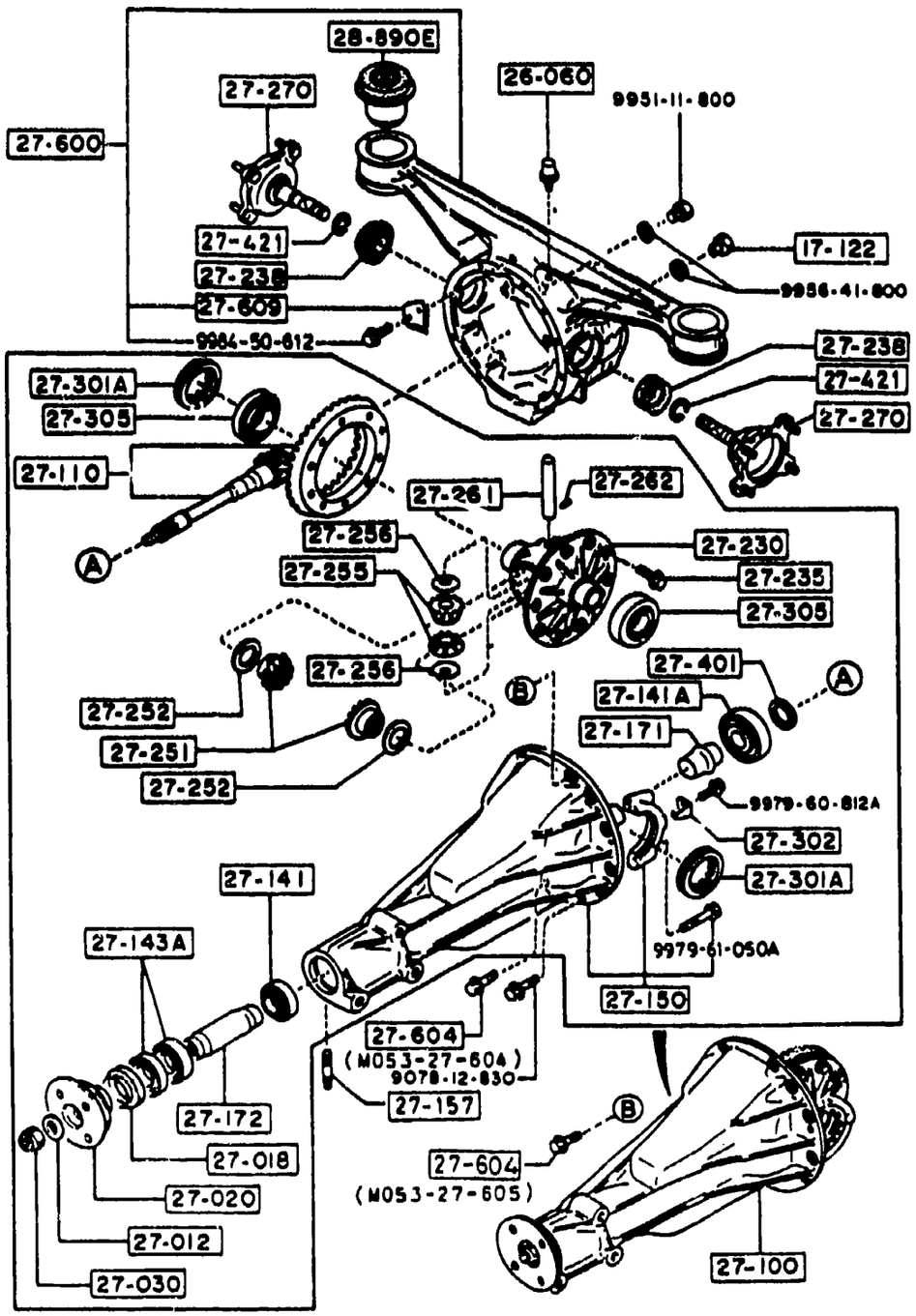

VEHICLE RESTRICTION			
BODY TYPE	HARD SUSP.	A.A. SUSP.	DISC WHEEL
COUPE	–	–	4 HOLES-14"
	×	–	5 HOLES-15"/16"
	×	×	
CONVERTIBLE	–	–	5 HOLES-15"

ITEM NO	D-CODE	DESCRIPTION	PART NO.	QTY	MODEL/DESCRIPTION	REMARKS
	17 122	PLUG, MAGNET	0910-17-121	1		
	26 060	BREATHER	0730-26-060	1		
	27 012	WASHER	0223-27-012	1		
	27 018	SEAL, OIL	M055-27-165	1		
	27 020	FLANGE, COMPANION	M055-27-120E	1		
	27 030	NUT, LOCK	0223-27-030	1		
	27 100	DRIVE & DIFFERENTIAL	M055-27-100D	1	COUPE, M/T	
			M067-27-100E	1	CONVERTIBLE	
	27 110	GEAR SET, FINAL	M055-27-110A	1	COUPE, M/T	
			M067-27-110A	1	CONVERTIBLE	
	27 141	BEARING, PINION	0755-27-210	1		
	27 141A	BEARING, PINION	M025-27-210	1		
	27 143A	BEARING, BALL-DRIVE PINION	M055-27-143	2		
	27 150	CARRIER, DIFFERENTIAL	M055-27-150B	1		
	27 157	STUD, DIFFERENTIAL CARRIER	P090-27-157	3		
	27 171	PIECE, DISTANCE	M035-27-171	1		
	27 172	COLLAR, LONG-DRIVE & DIFFERENTIAL	M055-27-172B	1		
	27 230	CASE	M025-27-231B	1		
	27 235	BOLT, RING GEAR	8051-27-235	10	D=10MM	
			8051-27-236	10	D=10.2MM	
	27 238	SEAL, OIL	F003-27-238A	2		
	27 251	GEAR, DIFFERENTIAL SIDE	M025-27-251	2		
	27 252	WASHER	0290-27-252	2	T=2MM	
			0290-27-256	2	T=2.05MM	
			0290-27-253	2	T=2.1MM	
			0290-27-259	2	T=2.15MM	
			0290-27-254	2	T=2.2MM	
	27 255	PINION, DIFFERENTIAL	M025-27-255B	2		
	27 256	WASHER, THRUST	M025-27-256	2	T=2MM	
	27 261	SHAFT, DIFFERENTIAL PINION	M025-27-261A	1		
	27 262	PIN	0114-27-262	1		
	27 270	YOKE, DIFFERENTIAL	M055-27-270	2		
	27 301A	SCREW, ADJUST	0290-27-301	2		
	27 302	PLATE, LOCK	0290-27-302	2		
	27 305	BEARING	0221-27-350	2		
	27 401	SPACER	0223-27-401A	1	T=3.08MM	
			0223-27-402A	1	T=3.11MM	
			0223-27-403A	1	T=3.14MM	
			0223-27-404A	1	T=3.17MM	
			0223-27-405A	1	T=3.2MM	
			0223-27-406A	1	T=3.23MM	

2710-2 REAR DIFFERENTIALS (W/O TURBO)(NORMAL DIFFERENTIAL)

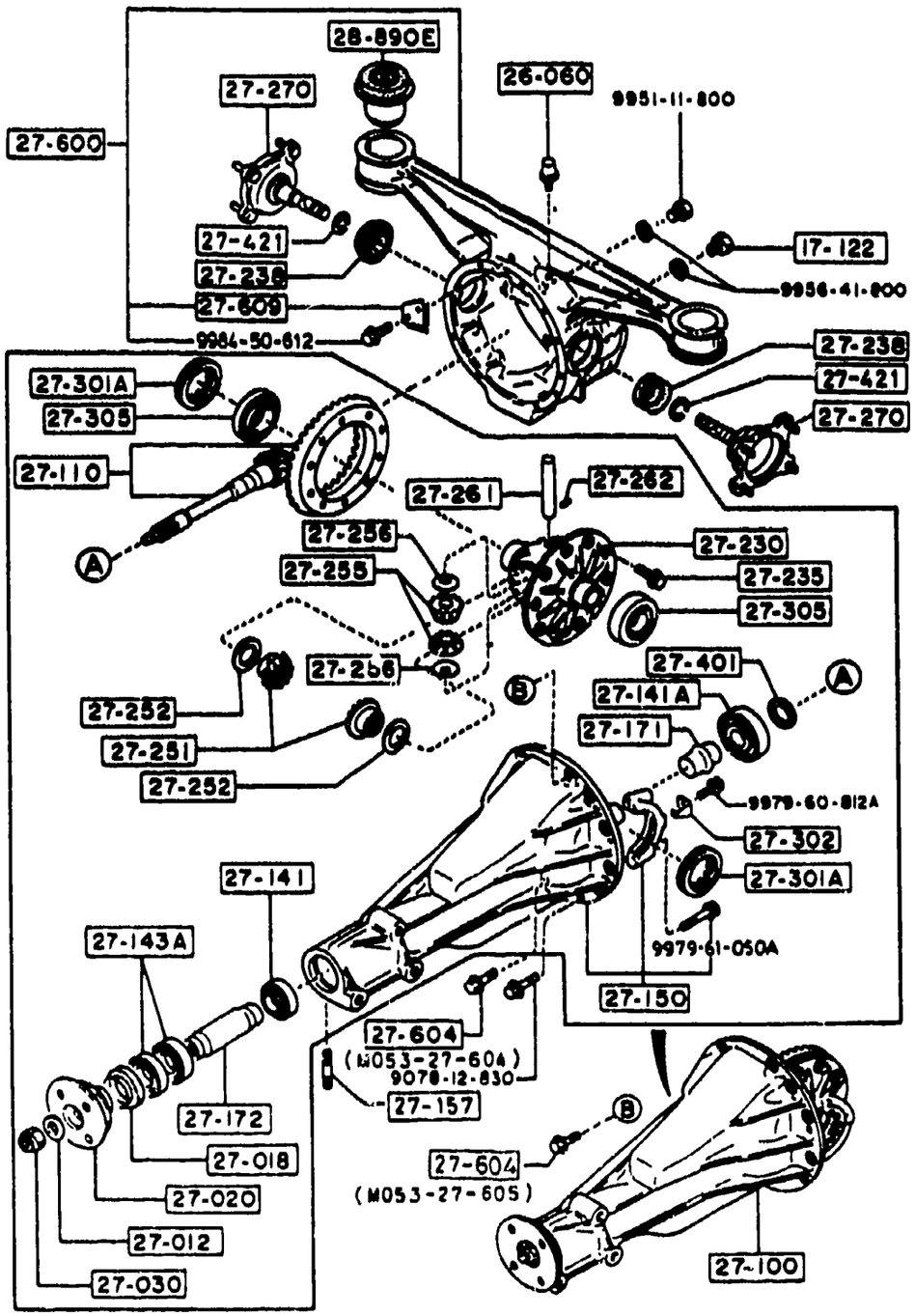

VEHICLE RESTRICTION			
BODY TYPE	HARD SUSP.	A.A. SUSP.	DISC WHEEL
COUPE	–	–	4 HOLES-14"
	×	–	5 HOLES-15"/16"
	×	×	
CONVERTIBLE	–	–	5 HOLES-15"

ITEM NO.	D-CODE	DESCRIPTION	PART NO	QTY	MODEL/DESCRIPTION	REMARKS
	27 401 (CONT'D)		0223-27-407A	1	T=3.26MM	
			0223-27-408A	1	T=3.29MM	
			0223-27-409A	1	T=3.32MM	
			0223-27-411A	1	T=3.35MM	
			0223-27-412A	1	T=3.38MM	
			0223-27-413A	1	T=3.41MM	
			0223-27-414A	1	T=3.44MM	
			0223-27-415A	1	T=3.47MM	
	27 421	CLIP	M005-27-421	2		
	27 600	CASING, DIFFERENTIAL	M055-27-600C	1		
	27 604	BOLT, CARRIER	M053-27-604	1		
			M053-27-605	1		
	27 609	PLATE, BAFFLE-DIFFERENTIAL CASING	M055-27-609	1		
	28 890E	RUBBER, MOUNTING-DIFFERENTIAL CASING	FB01-28-890C	2		

2710A-1 REAR DIFFERENTIALS (W/O TURBO)(LIMITED-SLIP DIFFERENTIAL)

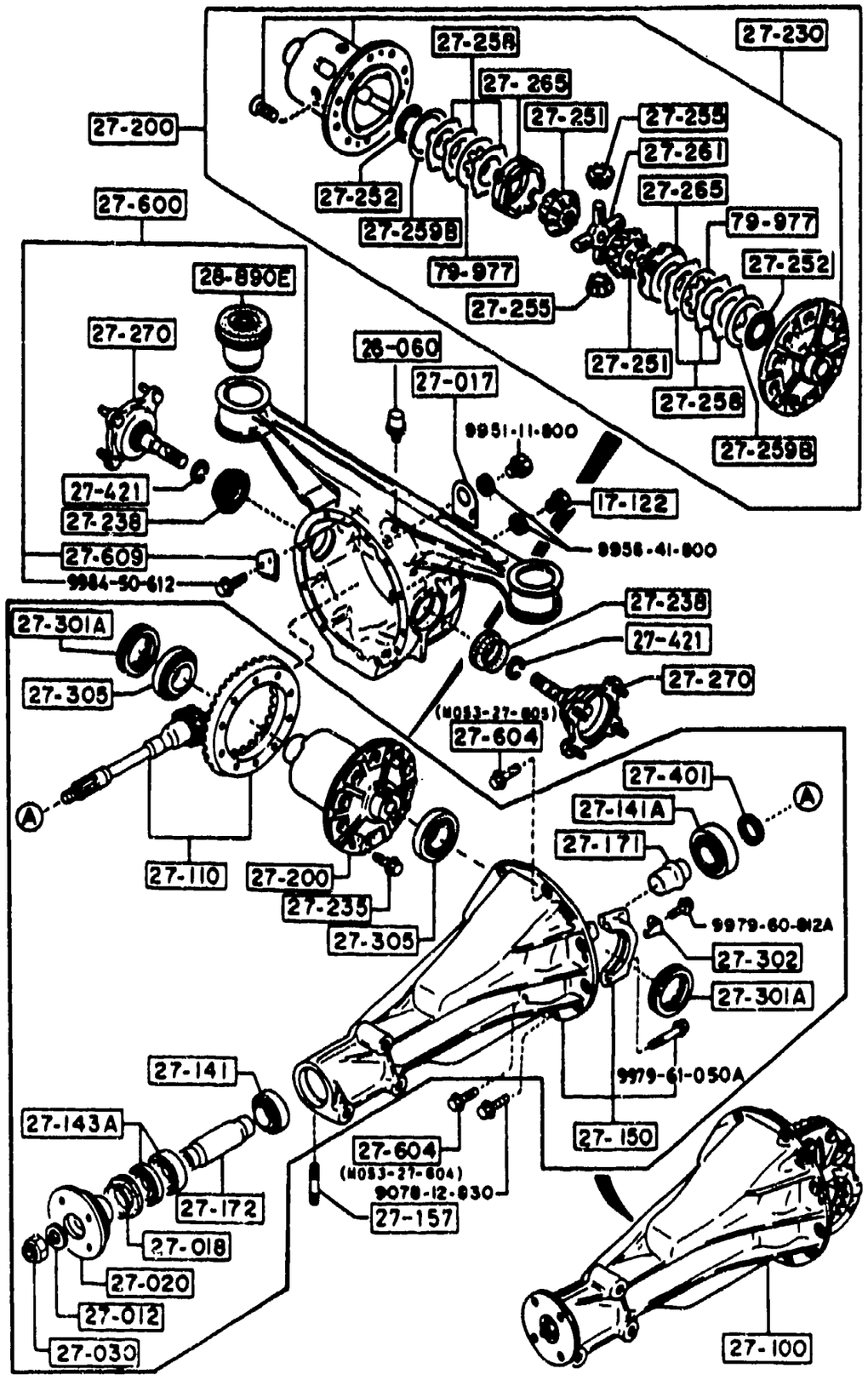

ITEM NO.	D-CODE	DESCRIPTION	PART NO.	QTY	MODEL/DESCRIPTION	REMARKS
	17 122	PLUG, MAGNET	0810-17-121	1		
	26 060	BREATHER	0730-26-060	1		
	27 012	WASHER	0223-27-012	1		
	27 017	PLATE, CAUTION-DIFFERENTIAL	M055-27-017	1		
	27 018	SEAL, OIL	M055-27-165	1		
	27 020	FLANGE, COMPANION	M055-27-120E	1		
	27 030	NUT, LOCK	0223-27-030	1		
	27 100	DRIVE & DIFFERENTIAL	M068-27-100E	1	A/T	
			M095-27-100F	1	M/T	
	27 110	GEAR SET, FINAL	M055-27-110A	1	M/T	
			M067-27-110A	1	A/T	
	27 141	BEARING, PINION	0755-27-210	1		
	27 141A	BEARING, PINION	M025-27-210	1		
	27 143A	BEARING, BALL-DRIVE PINION	M055-27-143	2		
	27 150	CARRIER, DIFFERENTIAL	M055-27-150B	1		
	27 157	STUD, DIFFERENTIAL CARRIER	P090-27-157	3		
	27 171	PIECE, DISTANCE	M035-27-171	1		
	27 172	COLLAR, LONG-DRIVE & DIFFERENTIAL	M055-27-172B	1		
	27 200	DIFFERENTIAL	M081-27-200	1		
	27 230	CASE	M081-27-230	1		
	27 235	BOLT, RING GEAR	8051-27-235	10	D=10MM	
			8051-27-236	10	D=10.2MM	
	27 238	SEAL, OIL	F003-27-238	2		
	27 251	GEAR, DIFFERENTIAL SIDE	M080-27-251	2		
	27 252	WASHER	M020-27-252	2	T=1.6MM	
			M020-27-253	2	T=1.8MM	
	27 255	PINION, DIFFERENTIAL	M020-27-255	4		
	27 258	PLATE, FRICTION	M020-27-258	6		
	27 259B	SPRING, CONICAL	M020-27-259	2		
	27 261	SHAFT, DIFFERENTIAL PINION	M020-27-261	1		
	27 265	RING, PRESSURE	M020-27-265	2		
	27 270	YOKE, DIFFERENTIAL	M055-27-270	2		
	27 301A	SCREW, ADJUST	0290-27-301	2		
	27 302	PLATE, LOCK	0290-27-302	2		
	27 305	BEARING	0221-27-350	2		
	27 401	SPACER	0223-27-401A	1	T=3.08MM	
			0223-27-402A	1	T=3.11MM	
			0223-27-403A	1	T=3.14MM	
			0223-27-404A	1	T=3.17MM	
			0223-27-405A	1	T=3.2MM	
			0223-27-406A	1	T=3.23MM	

2710A-2 REAR DIFFERENTIALS (W/O TURBO)(LIMITED-SLIP DIFFERENTIAL)

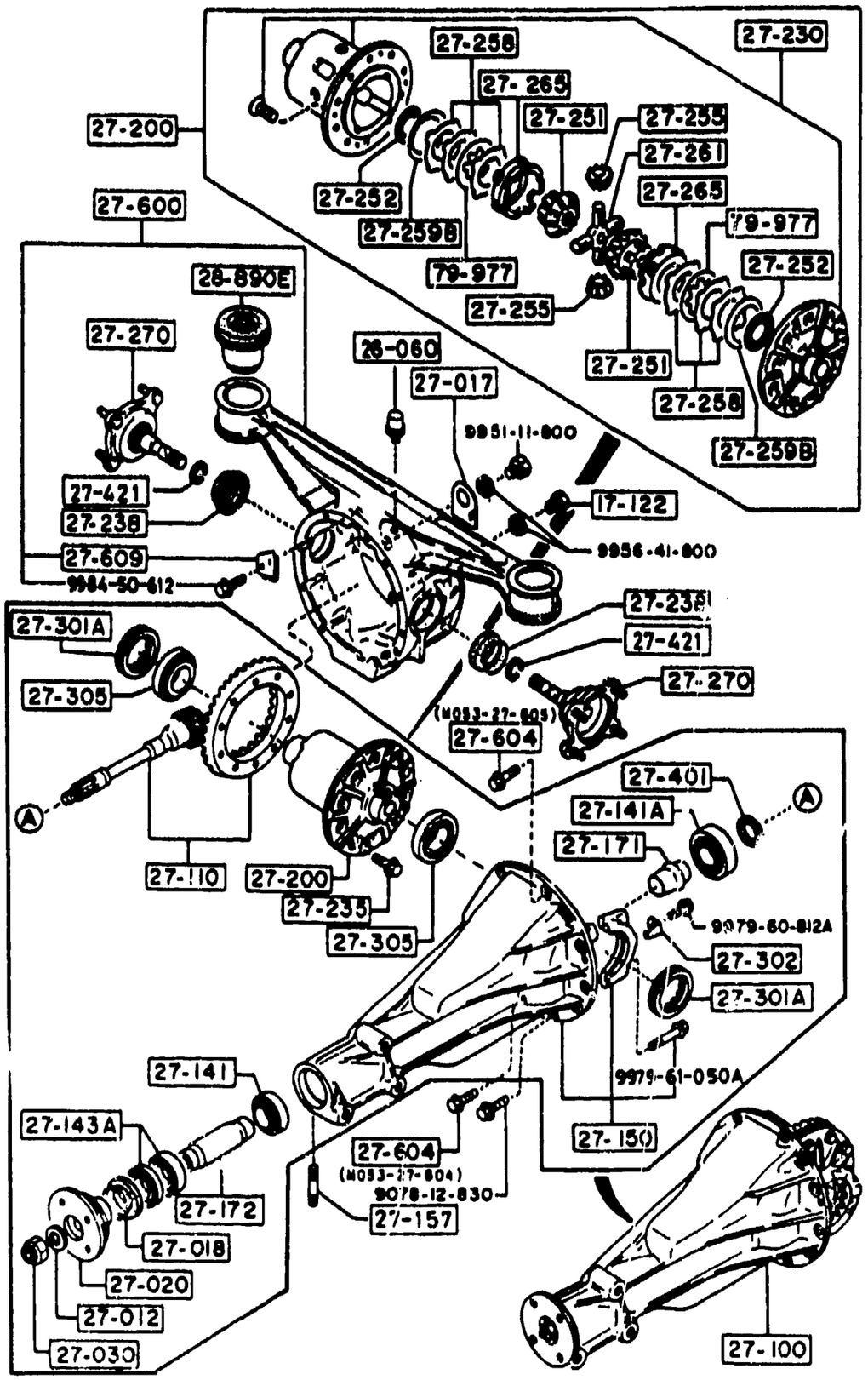

ITEM NO.	D-CODE	DESCRIPTION	PART NO.	QTY	MODEL/DESCRIPTION	REMARKS
	27 401 (CONT'D)		0223-27-407A	1	T=3.26MM	
			0223-27-408A	1	T=3.29MM	
			0223-27-409A	1	T=3.32MM	
			0223-27-411A	1	T=3.35MM	
			0223-27-412A	1	T=3.38MM	
			0223-27-413A	1	T=3.41MM	
			0223-27-414A	1	T=3.44MM	
			0223-27-415A	1	T=3.47MM	
	27 421	CLIP	M005-27-421	2		
	27 600	CASING, DIFFERENTIAL	M055-27-600C	1		
	27 604	BOLT, CARRIER	M053-27-604	1		
			M053-27-605	1		
	27 609	PLATE, BAFFLE-DIFFERENTIAL CASING	M055-27-609	1		
	:90E	RUBBER, MOUNTING-DIFFERENTIAL CASING	FB01-28-890C	2		
	79 977	DISC, FRICTION	M020-27-256	2	T=2MM	
			M020-27-257	2	T=2.1MM	

2710C-1 REAR DIFFERENTIALS (TURBO)(LIMITED-SLIP DIFFERENTIAL)

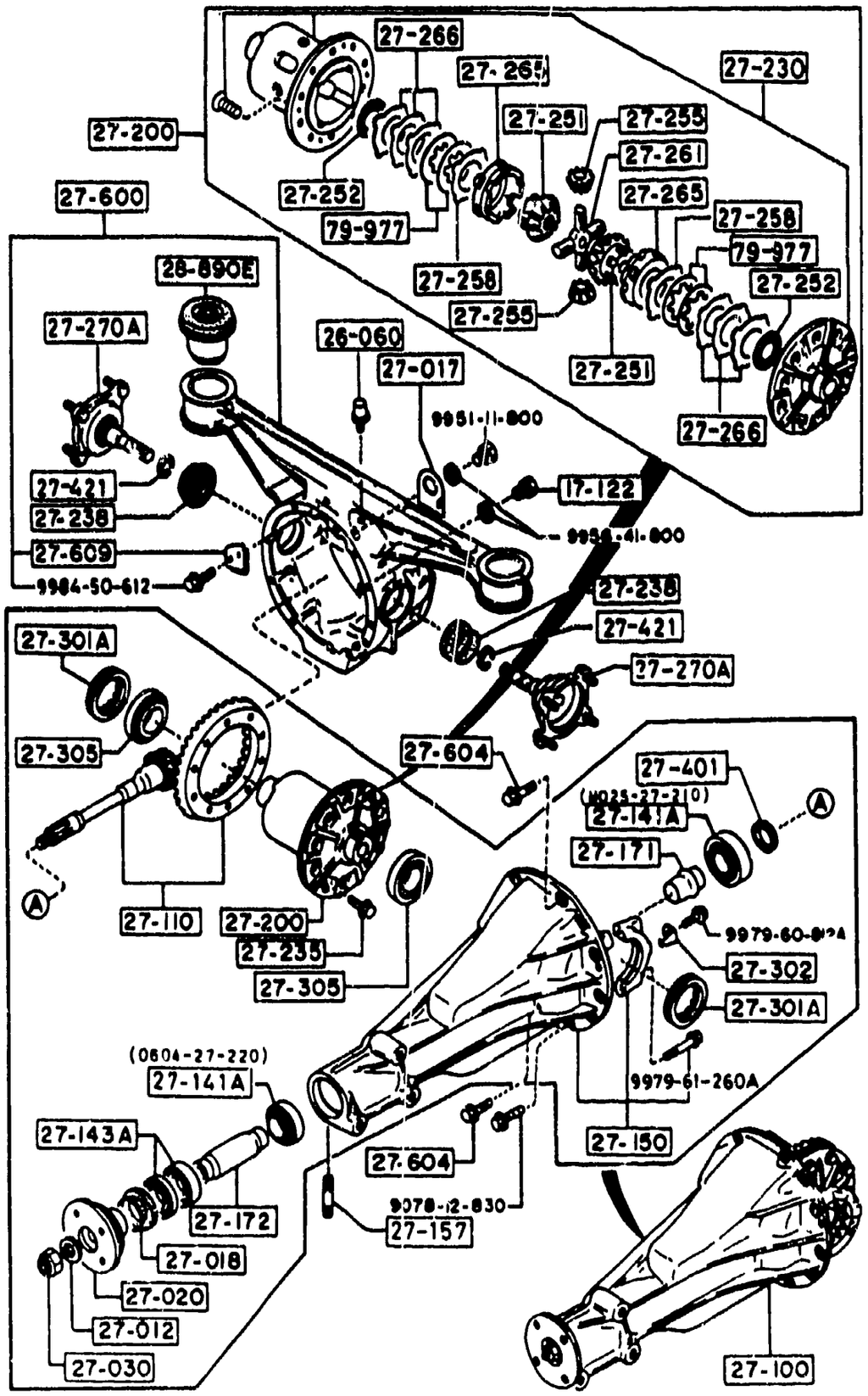

ITEM NO.	D-CODE	DESCRIPTION	PART NO.	QTY	MODEL/DESCRIPTION	REMARKS
	17 122	PLUG, MAGNET	0810-17-121	1		
	26 060	BREATHER	0730-26-060	1		
	27 012	WASHER	0223-27-012	1		
	27 017	PLATE, CAUTION-DIFFERENTIAL	M055-27-017	1		
	27 018	SEAL, OIL	P090-27-165	1		
	27 020	FLANGE, COMPANION	P016-27-120F	1		
	27 030	NUT, LOCK	0223-27-030	1		
	27 100	DRIVE & DIFFERENTIAL	P090-27-100G	1		
	27 110	GEAR SET, FINAL	P012-27-110A	1		
	27 141A	BEARING, PINION	M025-27-210	1		
			0604-27-220	1		
	27 143A	BEARING, BALL-DRIVE PINION	P016-27-143	2		
	27 150	CARRIER, DIFFERENTIAL	P016-27-150A	1		
	27 157	STUD, DIFFERENTIAL CARRIER	P090-27-157	3		
	27 171	PIECE, DISTANCE	0305-27-171	1		
	27 172	COLLAR, LONG-DRIVE & DIFFERENTIAL	P016-27-172A	1		
	27 200	DIFFERENTIAL	P090-27-200B	1		
	27 230	CASE	P090-27-230A	1		
	27 235	BOLT, RING GEAR	8051-27-235	10	D=10MM	
			8051-27-236	10	D=10.2MM	
	27 238	SEAL, OIL	P016-27-238	2		
	27 251	GEAR, DIFFERENTIAL SIDE	P090-27-251	2		
	27 252	WASHER	0578-27-252	2	T=1.5MM	
			0578-27-253	2	T=1.6MM	
			0578-27-254	2	T=1.7MM	
	27 255	PINION, DIFFERENTIAL	P020-27-255	4		
	27 258	PLATE, FRICTION	P020-27-258	2		
	27 261	SHAFT, DIFFERENTIAL PINION	P090-27-261	1		
	27 265	RING, PRESSURE	P020-27-265	2		
	27 266	SEAT, PINION-DIFFERENTIAL	P020-27-266	6		
	27 270A	SHAFT, OUTPUT	P016-27-270A	2		
	27 301A	SCREW, ADJUST	0110-27-301	2		
	27 302	PLATE, LOCK	0578-27-302	2		
	27 305	BEARING	0118-27-350A	2		
	27 401	SPACER	0223-27-401A	1	T=3.08MM	
			0223-27-402A	1	T=3.11MM	
			0223-27-403A	1	T=3.14MM	
			0223-27-404A	1	T=3.17MM	
			0223-27-405A	1	T=3.2MM	
			0223-27-406A	1	T=3.23MM	
			0223-27-407A	1	T=3.26MM	

REAR DIFFERENTIALS (TURBO)(LIMITED-SLIP DIFFERENTIAL)

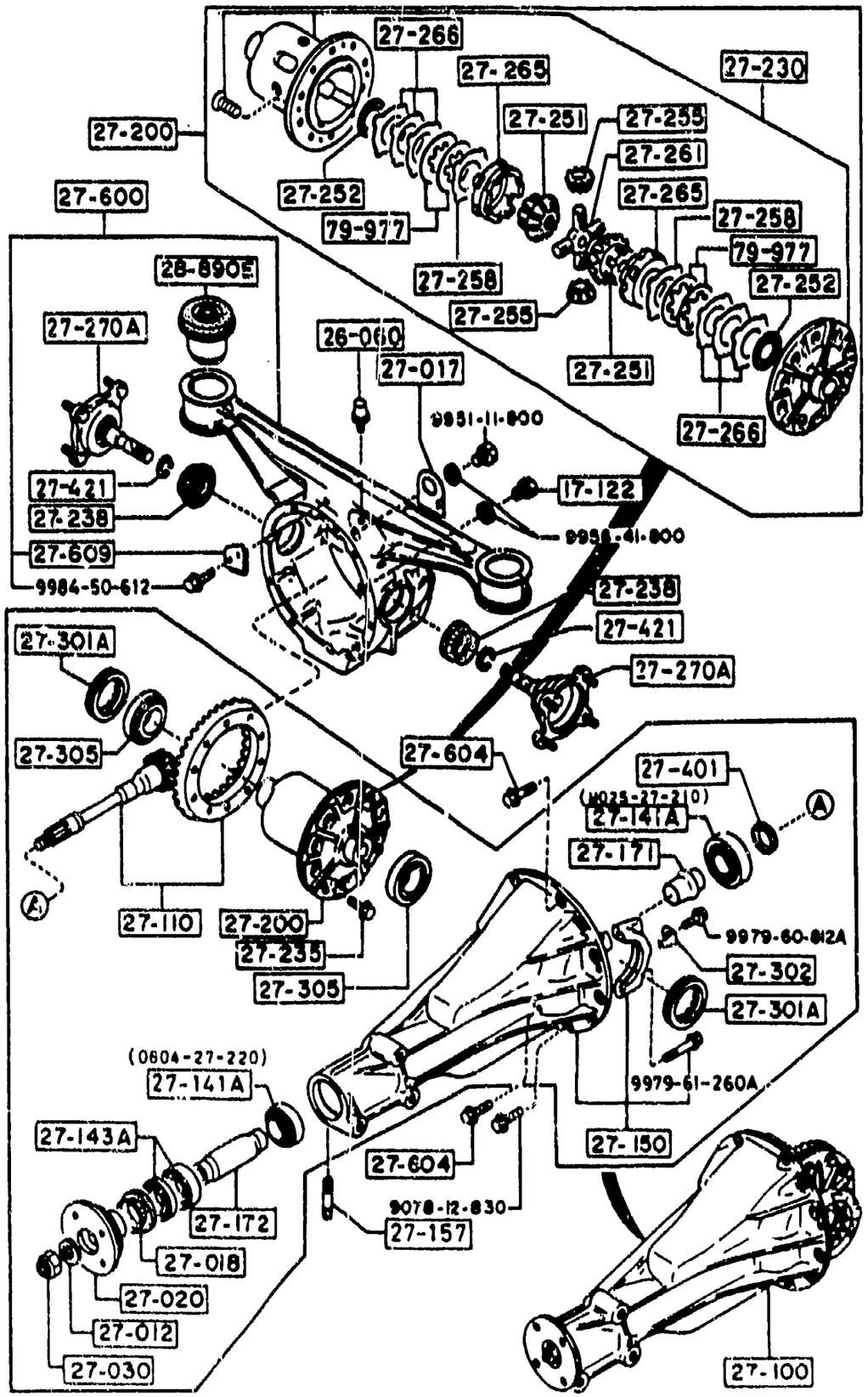

ITEM NO.	D-CODE	DESCRIPTION	PART NO.	QTY	MODEL/DESCRIPTION	REMARKS
	27 401 (CONT'D)		0223-27-408A	1	T=3.29MM	
			0223-27-409A	1	T=3.32MM	
			0223-27-411A	1	T=3.35MM	
			0223-27-412A	1	T=3.38MM	
			0223-27-413A	1	T=3.41MM	
			0223-27-414A	1	T=3.44MM	
			0223-27-415A	1	T=3.47MM	
	27 421	CLIP	P016-27-421	2		
	27 600	CASING, DIFFERENTIAL	P016-27-600B	1		
	27 604	BOLT, CARRIER	M053-27-605	2		
	27 609	PLATE, BAFFLE-DIFFERENTIAL CASING	M055-27-609	1		
	28 890E	RUBBER, MOUNTING-DIFFERENTIAL CASING	F801-28-890C	2		
	79 977	DISC, FRICTION	P020-27-256	4	T=1.75MM	
			P020-27-257	4	T=1.85MM	

2800-1 REAR SUSPENSION MECHANISMS (W/O TURBO) (W/O AUTOMATIC ADJUSTING SUSPENSION)

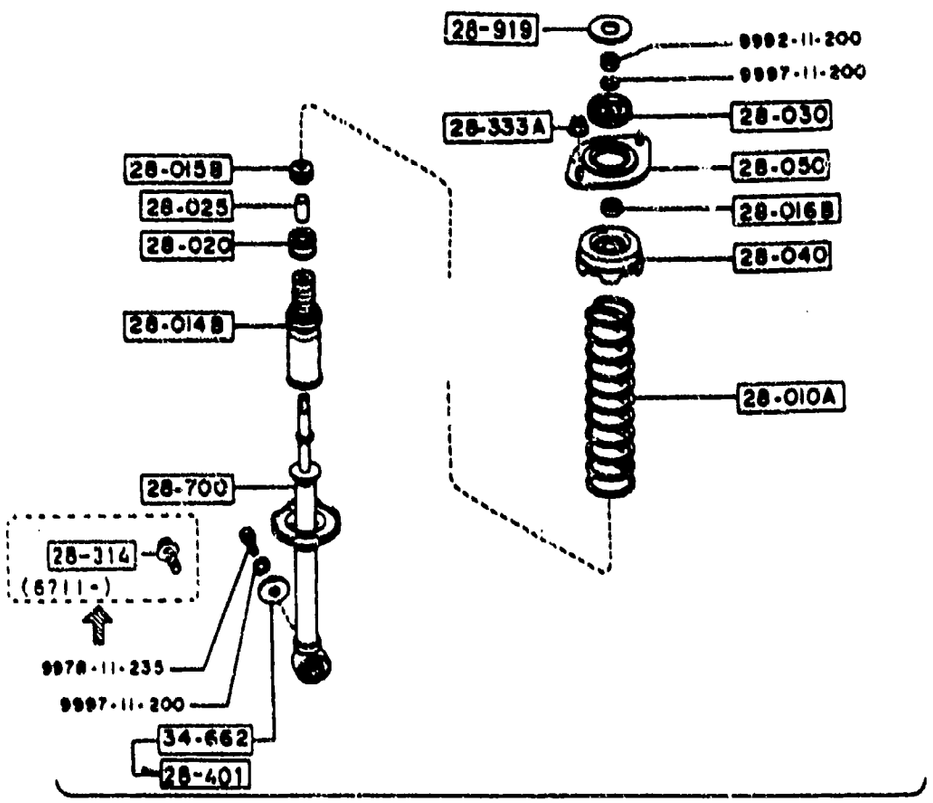

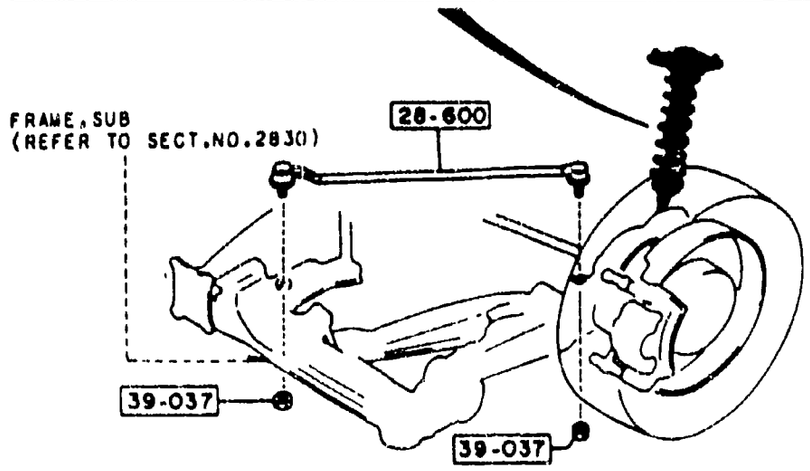

VEHICLE RESTRICTION			
BODY TYPE	HARD SUSP.	A.A.SUSP.	DISC WHEEL
COUPE	–	–	4 HOLES-14"
	×	–	5 HOLES-15"/16"
	×	×	
CONVERTIBLE	–	–	5 HOLES-15"

ITEM NO.	D-CODE	DESCRIPTION	PART NO	QTY	MODEL/DESCRIPTION	REMARKS
	28 010A	SPRING, COIL-REAR	FB01-28-011A	2	COUPE, NORMAL SUSPENSION	6701-
			FB67-28-011A	2	CONVERTIBLE, NORMAL SUSPENSION	
			FB01-28-011A	2	HARD SUSPENSION	-6701
	28 014B	RUBBER, STOPPER-REAR DAMPER	FB01-28-014	2		
	28 015B	BUSHING, RUBBER-REAR DAMPER	F044-28-015	2		
	28 016B	BUSHING, RUBBER-REAR DAMPER	F044-28-013	2		
	28 020	PLATE SET, REAR DAMPER	FB01-28-020	2		
	28 025	SPACER, REAR DAMPER	FB01-28-025	2		
	28 030	STOPPER, REAR DAMPER	FB01-28-030A	2		
	28 040	SHEET, SPRING-REAR DAMPER	FB01-28-040	2		
	28 050	PLATE, MOUNTING-REAR DAMPER	FB01-28-050	2		
	28 314	BOLT 'B', LINK	H260-34-037A	2		6711-
	28 333A	NUT, FLANGE	H001-28-333	4		
	28 401	WASHER	FB01-28-401	2		6B01-
	28 600	LINK, LATERAL	FB01-28-200	2		
	28 700	DAMPER, REAR	FB44-28-700C	2	CONVERTIBLE, NORMAL SUSPENSION	
			FB01-28-700E	2	COUPE, NORMAL SUSPENSION	
			FB43-28-700F	2	HARD SUSPENSION	
	34 662	WASHER	H001-28-401	2		-6B01
	39 037	NUT	B001-39-037B	4		

6701 FC33* -500010
6711 FC33* 502690
6B01 FC33* 522333

SECTION INDEX -- CHASSIS

STARTING LOCATION	SECT. NO.	SECTION NAME
1 - C11	2500	DRIVESHAFT
1 - D11	2550	REAR DRIVESHAFTS
1 - E11	2600	REAR AXLE
1 - F11	2610	REAR BRAKE MECHANISMS
1 - H11	2710	REAR DIFFERENTIALS (W/O TURBO)(NORMAL DIFFERENTIAL)
1 - J11	2710A	REAR DIFFERENTIALS (W/O TURBO)(LIMITED-SLIP DIFFERENTIAL)
1 - L11	2710C	REAR DIFFERENTIALS (TURBO)(LIMITED-SLIP DIFFERENTIAL)
1 - N11	2800	REAR SUSPENSION MECHANISMS (W/O TURBO) (W/O AUTOMATIC ADJUSTING SUSPENSION)
1 - C12	2800A	REAR SUSPENSION MECHANISMS (W/O TURBO) (FOR AUTOMATIC ADJUSTING SUSPENSION)
1 - D12	2800B	REAR SUSPENSION MECHANISMS (TURBO)
1 - E12	2810	REAR STABILIZER
1 - F12	2830	REAR LOWER ARMS & SUB-FRAME
1 - H12	3200	STEERING WHEEL
1 - I12	3210	STEERING COLUMN & SHAFTS
1 - J12	3210A	STEERING COLUMN & SHAFTS (W/ POWER STEERING)
1 - K12	3220	STEERING GEAR (W/O POWER STEERING)
1 - L12	3220A	STEERING GEAR (W/ POWER STEERING)
1 - M12	3230	STEERING LINKAGE SYSTEM
1 - C13	3240	POWER STEERING SYSTEM
1 - E13	3300	FRONT AXLE & BRAKE MECHANISMS (FOR NORMAL SUSPENSION)
1 - I13	3300A	FRONT AXLE & BRAKE MECHANISMS (FOR HARD SUSPENSION) (W/O ANTI-LOCK BRAKE SYSTEM)
1 - K13	3300B	FRONT AXLE & BRAKE MECHANISMS (FOR HARD SUSPENSION) (ANTI-LOCK BRAKE SYSTEM)
1 - M13	3400	FRONT SUSPENSION MECHANISMS (W/O TURBO) (W/O AUTOMATIC ADJUSTING SUSPENSION)
1 - N13	3400A	FRONT SUSPENSION MECHANISMS (W/O TURBO) (FOR AUTOMATIC ADJUSTING SUSPENSION)
1 - C14	3400B	FRONT SUSPENSION MECHANISMS (TURBO)
1 - D14	3410	CROSSMEMBER & STABILIZER
1 - E14	3700	TIRES & JACK (W/O TURBO)
1 - H14	3700A	TIRES & JACK (TURBO)
1 - J14	3900B	ENGINE & TRANSMISSION MOUNTINGS (W/O TURBO)
1 - K14	3900BA	ENGINE & TRANSMISSION MOUNTINGS (TURBO)
1 - L14	4000B	EXHAUST SYSTEM (W/O TURBO)
1 - C15	4000BA	EXHAUST SYSTEM (TURBO)
1 - E15	4140B	CLUTCH RELEASE & MASTER CYLINDERS (MANUAL TRANSMISSION)
1 - F15	4160	ACCELERATOR CONTROL SYSTEM
1 - G15	4200	FUEL TANK
1 - H15	4300	CLUTCH & BRAKE PEDALS
1 - J15	4340	BRAKE MASTER CYLINDER & POWER BRAKE (W/O ANTI-LOCK BRAKE SYSTEM)
1 - L15	4340A	BRAKE MASTER CYLINDER & POWER BRAKE (ANTI-LOCK BRAKE SYSTEM)
1 - N15	4360	BRAKE PIPINGS (W/O ANTI-LOCK BRAKE SYSTEM)
1 - C16	4360A	BRAKE PIPINGS (ANTI-LOCK BRAKE SYSTEM)
1 - D16	4370	ANTI-LOCK BRAKE SYSTEMS
1 - F16	4400	PARKING BRAKE SYSTEM
1 - G16	4500B	FUEL PIPINGS (W/O ANTI-LOCK BRAKE SYSTEM)
1 - H16	4500BA	FUEL PIPINGS (ANTI-LOCK BRAKE SYSTEM)
1 - I16	4600	CHANGE CONTROL SYSTEM (AUTOMATIC TRANSMISSION)

2800A-1 REAR SUSPENSION MECHANISMS (W/O TURBO) (FOR AUTOMATIC ADJUSTING SUSPENSION)

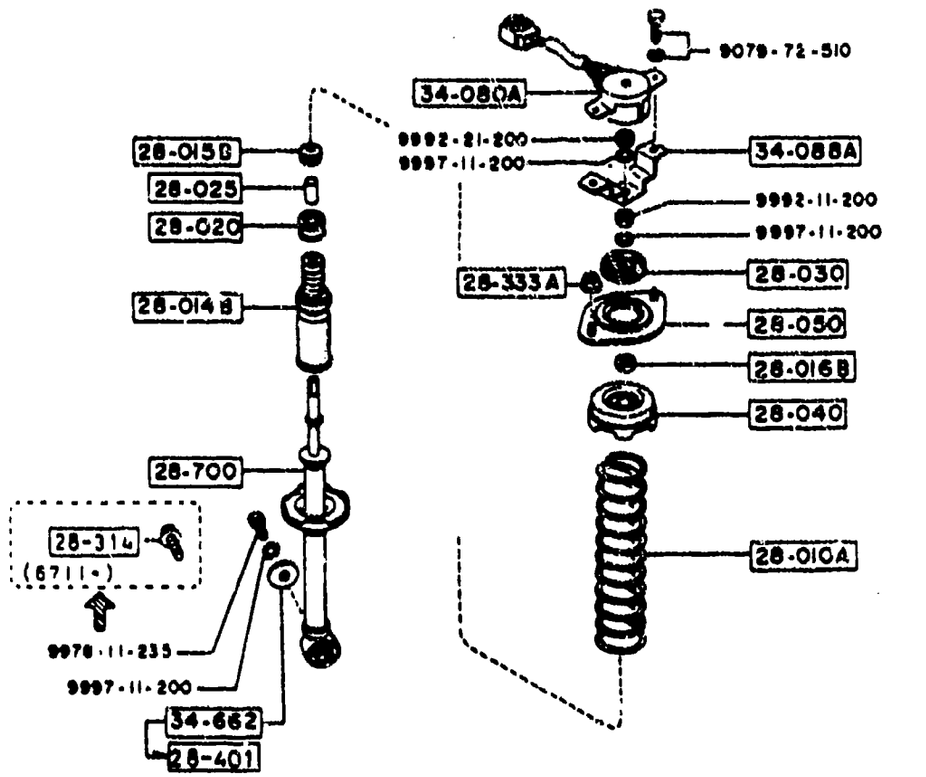

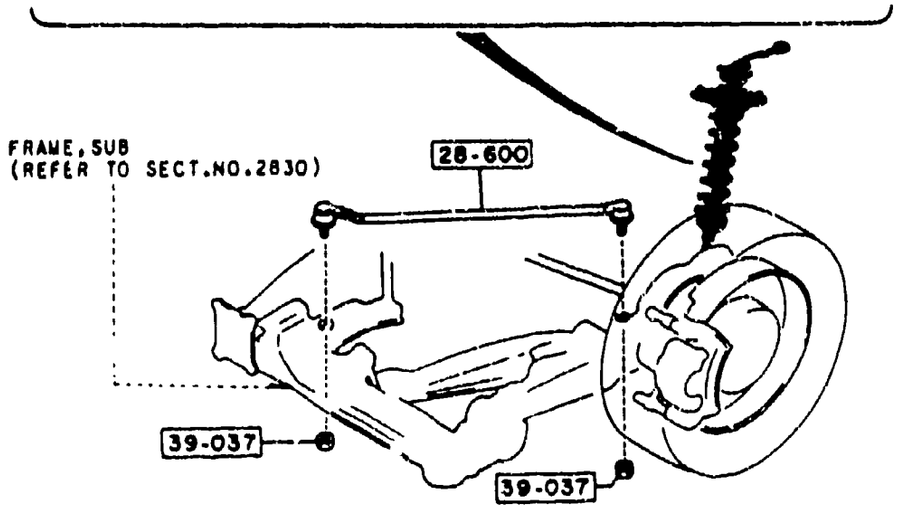

VEHICLE RESTRICTION			
BODY TYPE	HARD SUSP.	A.A.SUSP.	DISC WHEEL
COUPE	–	–	4 HOLES-14"
	×	··	5 HOLES-15"/16"
	‹	×	
CONVERTIBLE	–	–	5 HOLES-15"

ITEM NO.	D-CODE	DESCRIPTION	PART NO	QTY	MODEL/DESCRIPTION	REMARKS
	28 010A	SPRING, COIL-REAR	FB01-28-011A	2		
	28 014B	RUBBER, STOPPER-REAR DAMPER	FB01-28-014	2		
	28 015B	BUSHING, RUBBER-REAR DAMPER	F044-28-015	2		
	28 016B	BUSHING, RUBBER-REAR DAMPER	F044-28-013	2		
	28 020	PLATE SET, REAR DAMPER	FB01-28-020	2		
	28 025	SPACER, REAR DAMPER	FB01-28-025	2		
	28 030	STOPPER, REAR DAMPER	FB01-28-030A	2		
	28 040	SHEET, SPRING-REAR DAMPER	FB01-28-040	2		
	28 050	PLATE, MOUNTING-REAR DAMPER	FB01-28-050	2		
	28 314	BOLT 'B', LINK	H260 34-037A	2		6711-
	28 333A	NUT, FLANGE	H001-28-333	4		
	28 401	WASHER	FB01-28-401	2		6801-
	28 600	LINK, LATERAL	FB01-28-200A	2		
	28 700	DAMPER, REAR	FB52-28-700C	2		
	34 080A	ACTUATOR, REAR DAMPER	FB07-28-080B	2		
	34 088A	PLATE	H126-28-088	2		
	34 662	WASHER	H001-28-401	2		-6B01
	39 037	NUT	B001-39-037B	4		

6711 FC33* -502690
6B01 FC33* -522333

2800B-1 REAR SUSPENSION MECHANISMS (TURBO)

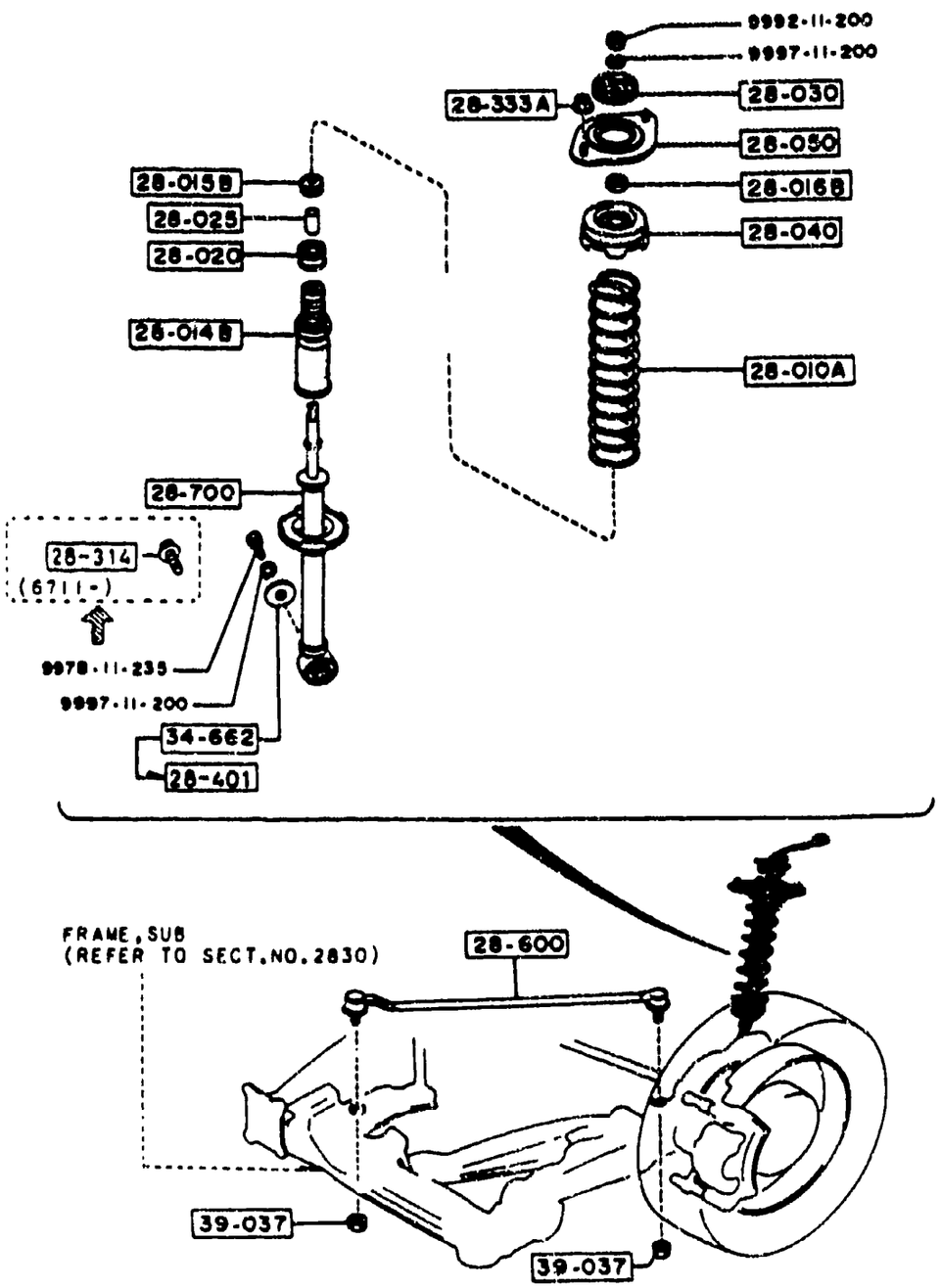

VEHICLE RESTRICTION			
BODY TYPE	HARD SUSP.	A.A.SUSP.	DISC WHEEL
COUPE	–	–	4 HOLES-14"
	×	–	5 HOLES-15"/16"
	×	×	
CONVERTIBLE	–	–	5 HOLES-15"

ITEM NO.	D-CODE	DESCRIPTION	PART NO.	QTY	MODEL/DESCRIPTION	REMARKS
	28 010A	SPRING, COIL-REAR	FB01-28-011A	2		
	28 014B	RUBBER, STOPPER-REAR DAMPER	FB01-28-014	2		
	28 015B	BUSHING, RUBBER-REAR DAMPER	F044-28-015	2		
	28 016B	BUSHING, RUBBER-REAR DAMPER	F044-28-013	2		
	28 020	PLATE SET, REAR DAMPER	FB01-28-020	2		
	28 025	SPACER, REAR DAMPER	FB01-28-025	2		
	28 030	STOPPER, REAR DAMPER	FB01-28-030A	2		
	28 040	SHEET, SPRING-REAR DAMPER	FB01-28-040	2		
	28 050	PLATE, MOUNTING-REAR DAMPER	FB01-28-050	2		
	28 314	BOLT 'B', LINK	H260-34-037A	2		6711-
	28 333A	NUT, FLANGE	H001-28-333	4		
	28 401	WASHER	FB01-28-401	2		6B01-
	28 600	LINK, LATERAL	FB01-28-200	2		
	28 700	DAMPER REAR	FB44-28-700C	2		
	34 662	WASHER	H001-28-401	2		-6B01
	39 037	NUT	B001-39-037B	4		

6711 FC33* -502690
6B01 FC33* -522333

2810-1 REAR STABILIZER

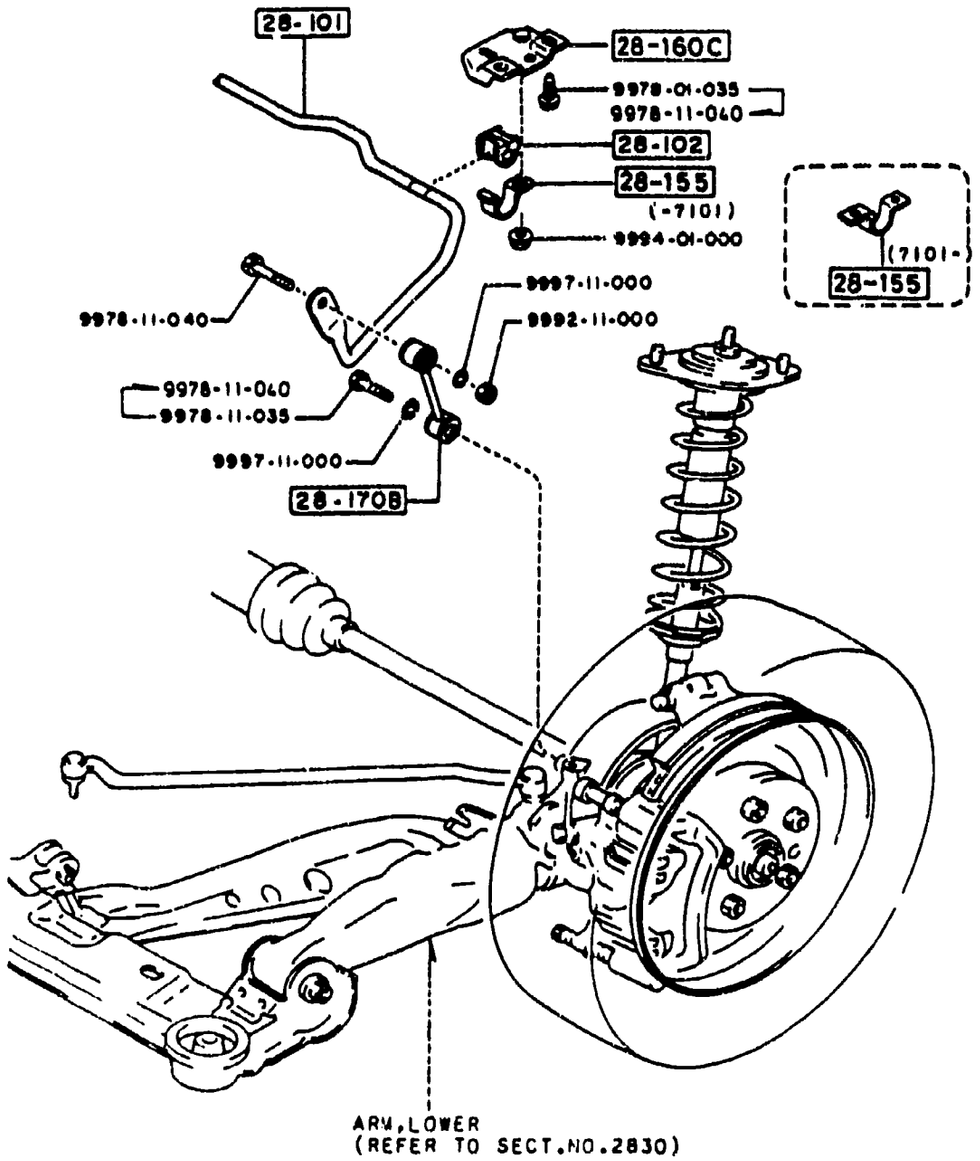

VEHICLE RESTRICTION			
BODY TYPE	HARD SUSP.	A.A.SUSP.	DISC WHEEL
COUPE	–	–	4 HOLES-14"
	×	–	5 HOLES-15"/16"
	×	×	
CONVERTIBLE	–	–	5 HOLES-15"

ITEM NO	D-CODE	DESCRIPTION	PART NO.	QTY	MODEL/DESCRIPTION	REMARKS
	28 101	STABILIZER, RR R	FB01-28-151B	1	NORMAL SUSPENSION	
			FB43-28-151C	1	HARD SUSPENSION	
	28 102	BUSHING, STABILIZER-REAR	FB01-28-156	2	NORMAL SUSPENSION	
			FB43-28-156A	2	HARD SUSPENSION	
	28 103	PLATE, STABILIZER	G030-28-155	2		-7101
			FB01-28-155	2		7101-
	28 155	BRACKET, STABILIZER SUPPORT	FB01-28-160	2		-7101
		<C>	FB01-28-160A	2	REQUIRES FB01-28-155 - BRACKET	7101-
	28 170B	LINK, CONTROL-STABILIZER	FB01-28-170B	2		

7101 FC33* -528625

2830-1 REAR LOWER ARMS & SUB-FRAME

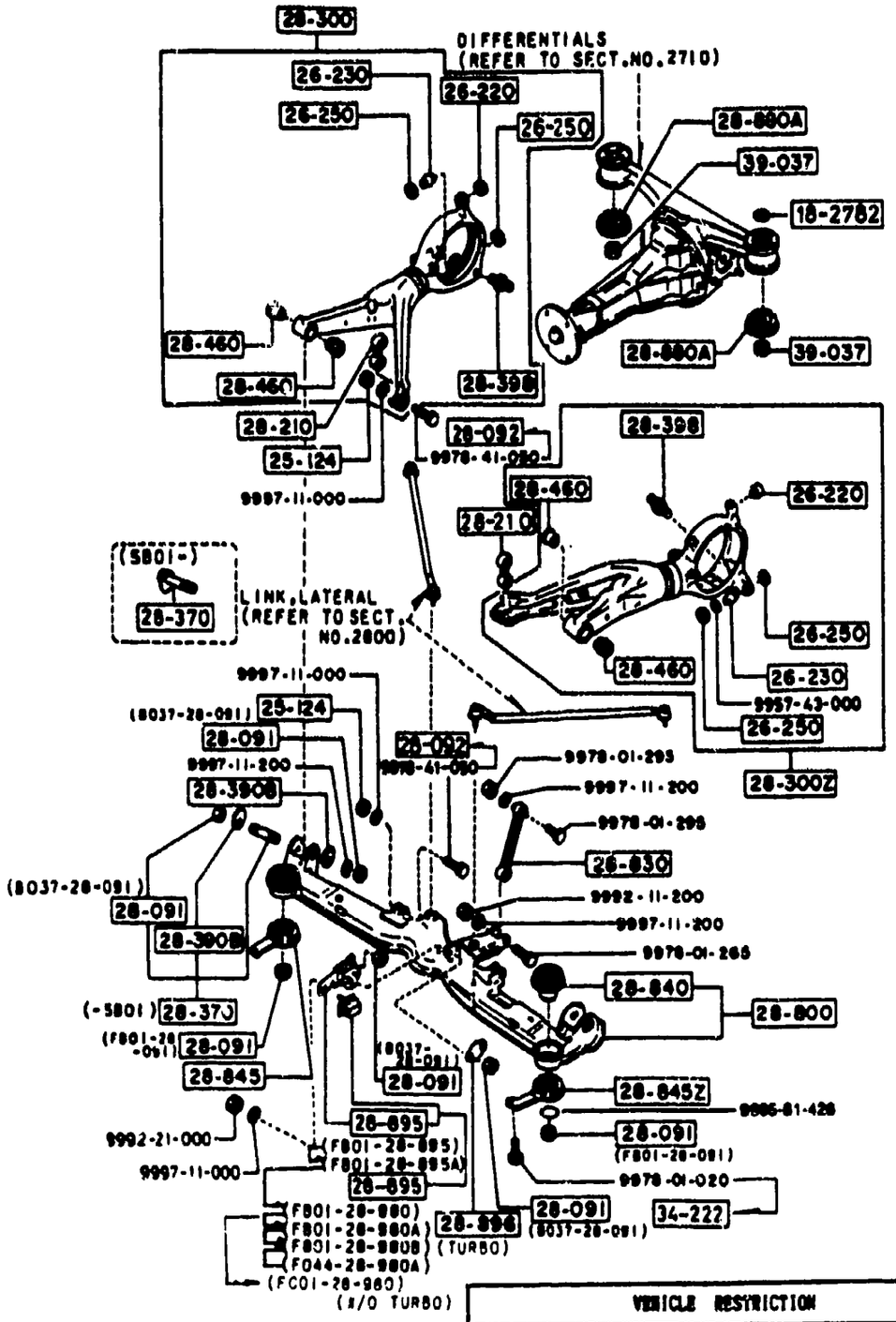

VEHICLE RESTRICTION			
BODY TYPE	HARD SUSP.	A.A. SUSP.	DISC WHEEL
COUPE	–	–	4 HOLES-14"
	×	–	5 HOLES-15"/16"
	×	×	
CONVERTIBLE	–	–	5 HOLES-15"

ITEM NO.	D-CODE	DESCRIPTION	PART NO.	QTY	MODEL/DESCRIPTION	REMARKS
	25 124	NUT	1368-25-124	4		
	26 220	BUSHING, RUBBER-REAR LOWER ARM	FB01-26-220	2		
	26 230	BALL, PILLOW-REAR LOWER ARM	FB01-26-230	2		
	26 250	RUBBER, SEAL-REAR LOWER ARM	FB01-26-250	4		
	28 091	NUT	FB01-28-091	2		
			B037-28-091	9		-5B01
				7		5B01-
	28 092	BOLT, CONTROL LINK	FB01-23-092	4		6501-
	28 210	LINK, CONTROL-LOWER ARM	FB01-28-210B	2		
		<AN>	FC01-28-210	2		
	28 300	ARM (R), LOWER	FB43-28-300B	1		
	28 300Z	ARM (L), LOWER	FB43-28-350D	1		
	28 370	BOLT, ADJUST	FB01-28-470A	2		
	28 390B	PLATE, CAM	FB01-28-473	4		-5B01
				2		5B01-
	28 398	BOLT, DAMPER-REAR	F044-28-398A	2		
	28 460	BUSHING, LOWER ARM	FB01-28-460	4		
	28 800	FRAME, SUB	FB43-28-800G	1		
	28 830	LINK, SUB-LOWER ARM	FB01-28-830	1		
	28 840	RUBBER, SUB-FRAME	FB43-28-840	2		
	28 845	WASHER (R), STOP-LOWER ARM	FB43-28-845B	1	W/ A.A.S.	6301-
					W/O A.A.S.	7108-
			FB01-28-845A	1	NORMAL SUSPENSION	-5B01
		<A>	FB43-28-845A	1	HARD SUSPENSION W/O A.A.S.	-7108
					HARD SUSPENSION W/ A.A.S.	-6301
					NORMAL SUSPENSION	5B01-7108
	28 845Z	WASHER (L), STOP-LOWER ARM	FB43-28-855B	1	W/ A.A.S.	6301-
					W/O A.A.S.	7108-
			FB43-28-855A	1	NORMAL SUSPENSION	-5B01
					HARD SUSPENSION W/O A.A.S.	-7108
					HARD SUSPENSION W/ A.A.S.	-6301
			FB43-28-855A		NORMAL SUSPENSION	5B01-7108
	28 880A	WASHER, STOP	FB01-28-880A	2		
	28 895	RUBBER, MOUNTING-DIFFERENTIAL	FC01-28-980	1		
	28 896	WASHER, MOUNTING RUBBER-DIFFERENTIAL	FB01-28-896	1		
	34 222	NUT	8871-34-222	2		5810-

5810	FC33*	-100079
5B01	FC33*	-113629
6301	FC33*	-134718
6501	FC33*	-146093
7108	FC33*	-528997

2830-2 REAR LOWER ARMS & SUB-FRAME

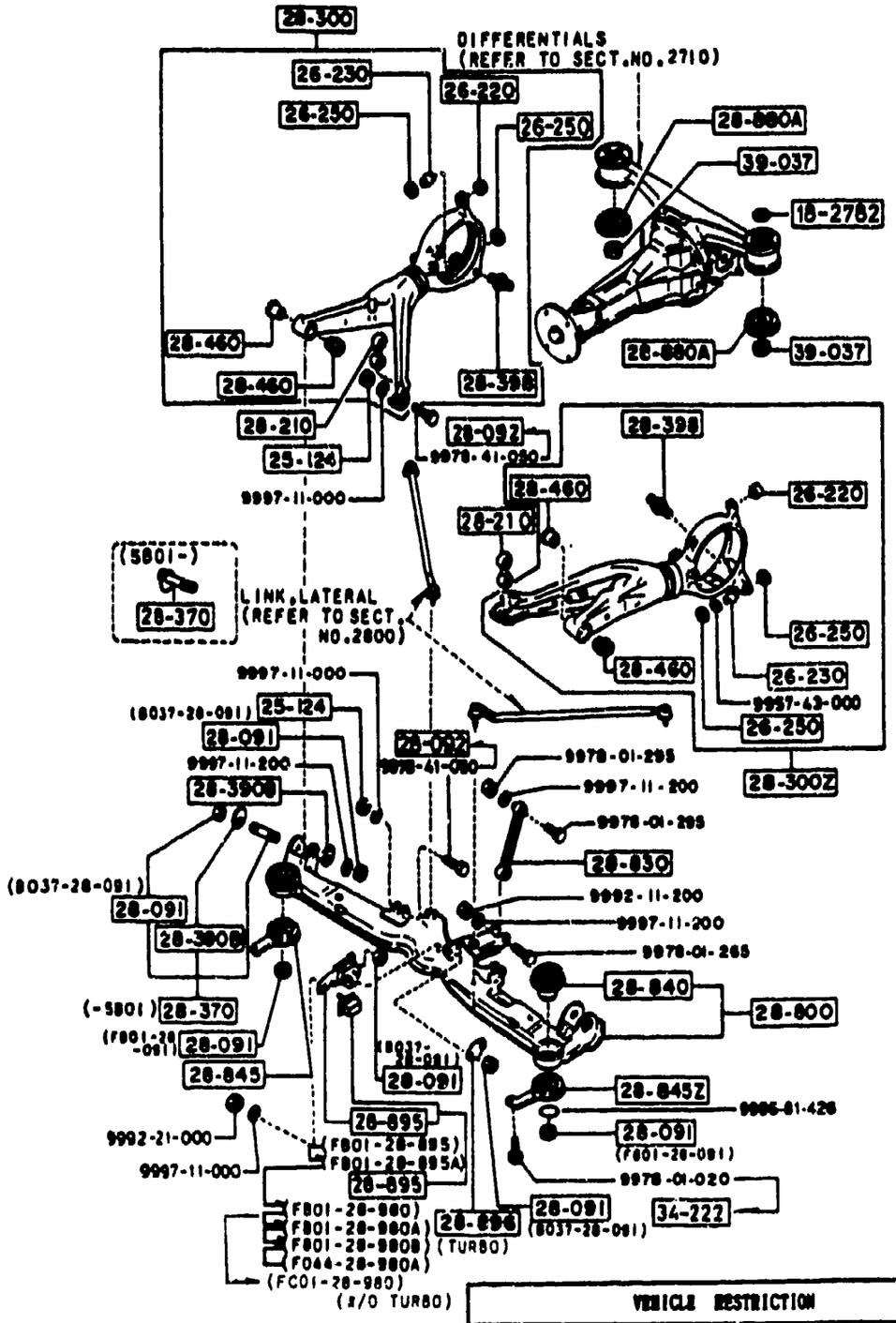

VEHICLE RESTRICTION			
BODY TYPE	HARD SUSP.	A.A.SUSP.	DISC WHEEL
COUPE	–	–	4 HOLES-14"
	×	–	5 HOLES-15"/16"
	×	×	
CONVERTIBLE	–	–	5 HOLES-15"

ITEM NO.	D-CODE	DESCRIPTION	PART NO.	QTY	MODEL/DESCRIPTION	REMARKS
	39 037	NUT	8001-30-0378	2		

3200-1 STEERING WHEEL

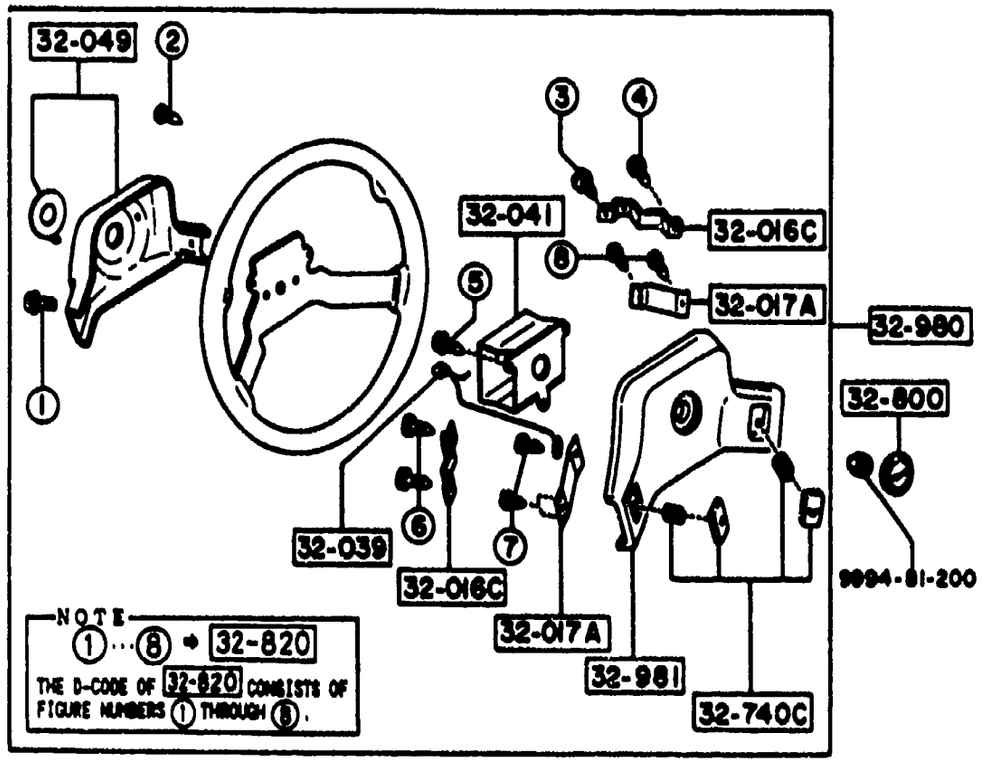

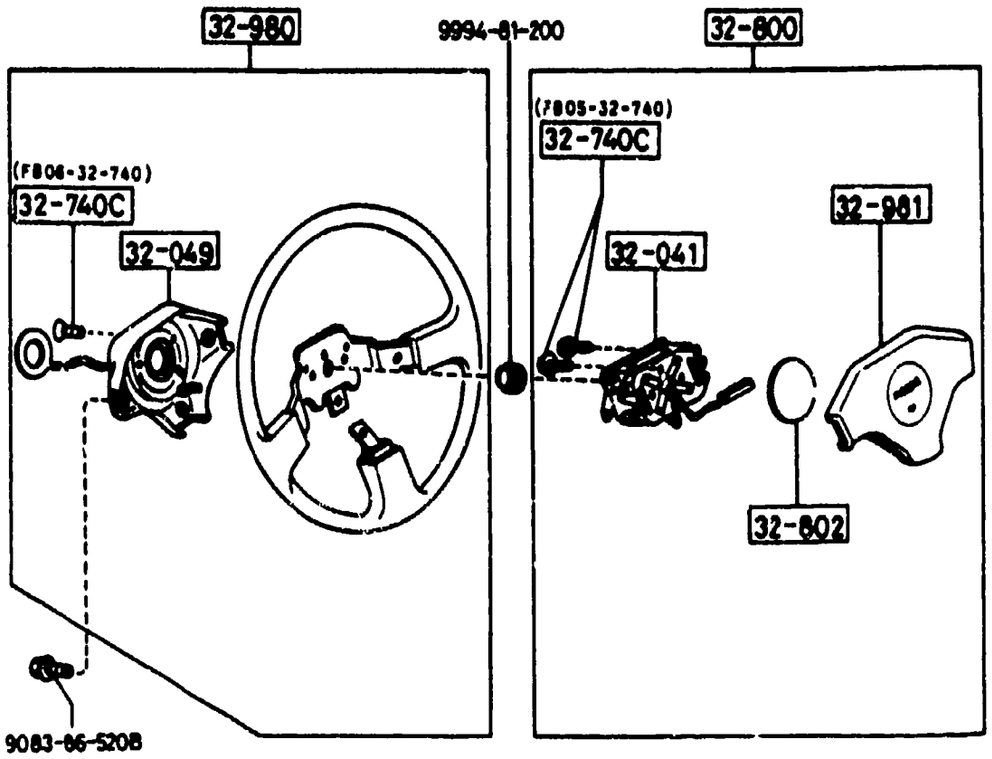

ITEM NO.	D-CODE	DESCRIPTION	PART NO.	QTY	MODEL/DESCRIPTION	REMARKS
	32 016C	PLATE, CONTACT	FB01-32-750	1		
	32 017A	PLATE, CONTACT	FB01-32-760	1		
	32 039	CORD	FB01-32-016	1		
	32 041	PLATE, SET	FB01-32-986	1		
	32 049	COVER, WHEEL CORE	FB01-32-049	1		
	32 740C	PARTS SET, STEERING WHEEL BOSS	FB01-32-740	1		
	32 800	CAP, HORN	FB05-32-800A	1		
			FB06-32-800A	1		
	32 820	TERMINAL	FB01-32-981	1		
	32 980	BOSS, STEERING WHEEL	FB01-32-980B	1	STD, SE, SPORT URETHANE, 2-SPOKE	
			FB03-32-980B	1	GXI, TURBO LEATHER, 2-SPOKE	
			FB06-32-980B	1	CONV. LEATHER, 3-SPOKE	
	32 981	PAD, HORN	FB01-32-730	1		

3210-1 STEERING COLUMN & SHAFTS

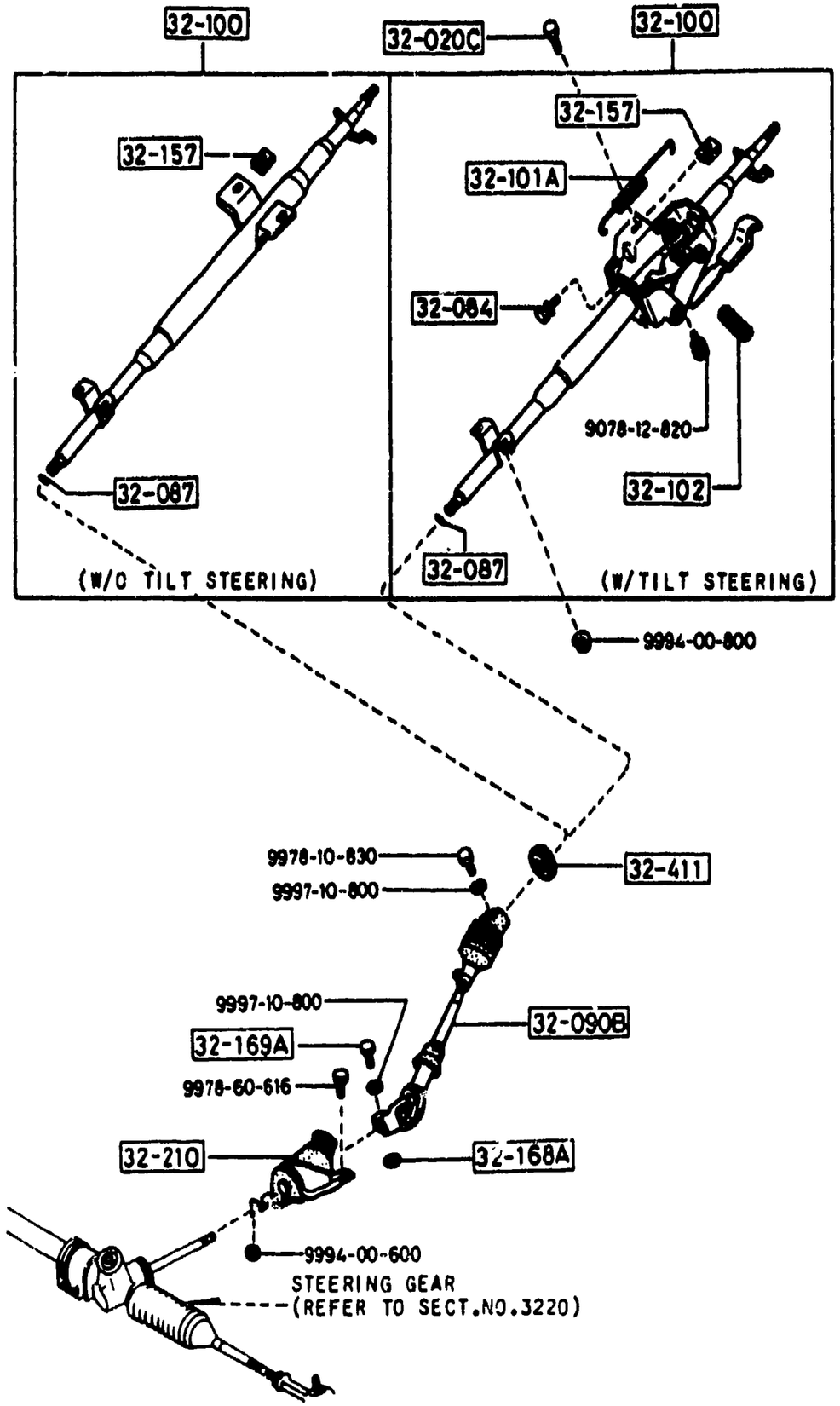

ITEM NO.	D-CODE	DESCRIPTION	PART NO.	QTY	MODEL/DESCRIPTION	REMARKS
	32 020C	BOLT	8001-32-020	2		
	32 084	BOLT	W001-32-084	4	TURBO (TILT STEERING)	
	32 087	O-RING	W048-32-087	1	TURBO, (TILT STEERING)	-5925
				1	STD. (W/O TILT STEERING)	-6221
	32 0908	SHAFT, INTERMEDIATE	FB02-32-0908	1		
	32 100	SHAFT, ENERGY ABSORBER	FB01-32-100	1	STD. (W/O TILT STEERING)	
			FB05-32-100A	1	TURBO (TILT STEERING)	
	32 101A	SPRING, BALANCE-SHAFT	FB05-32-101	1	TURBO (TILT STEERING)	
	32 102	SPRING, RETURN-SHAFT	FB05-32-102	1	TURBO (TILT STEERING)	
	32 157	PLATE, COATING-SHAFT	FB01-32-157	2	STD. (W/O TILT STEERING)	
			FB05-32-157	2	TURBO (TILT STEERING)	
	32 168A	WASHER, STOP	FB01-32-168	1		
	32 169A	BOLT	8001-32-169A	1		
	32 210	COVER, STEERING SHAFT	FB01-32-210	1		
	32 411	COVER, DUST	FB01-32-411A	1		

5925 FC33* -106572
-221 FC33* -133099

3210A-1 STEERING COLUMN & SHAFTS (W/ POWER STEERING)

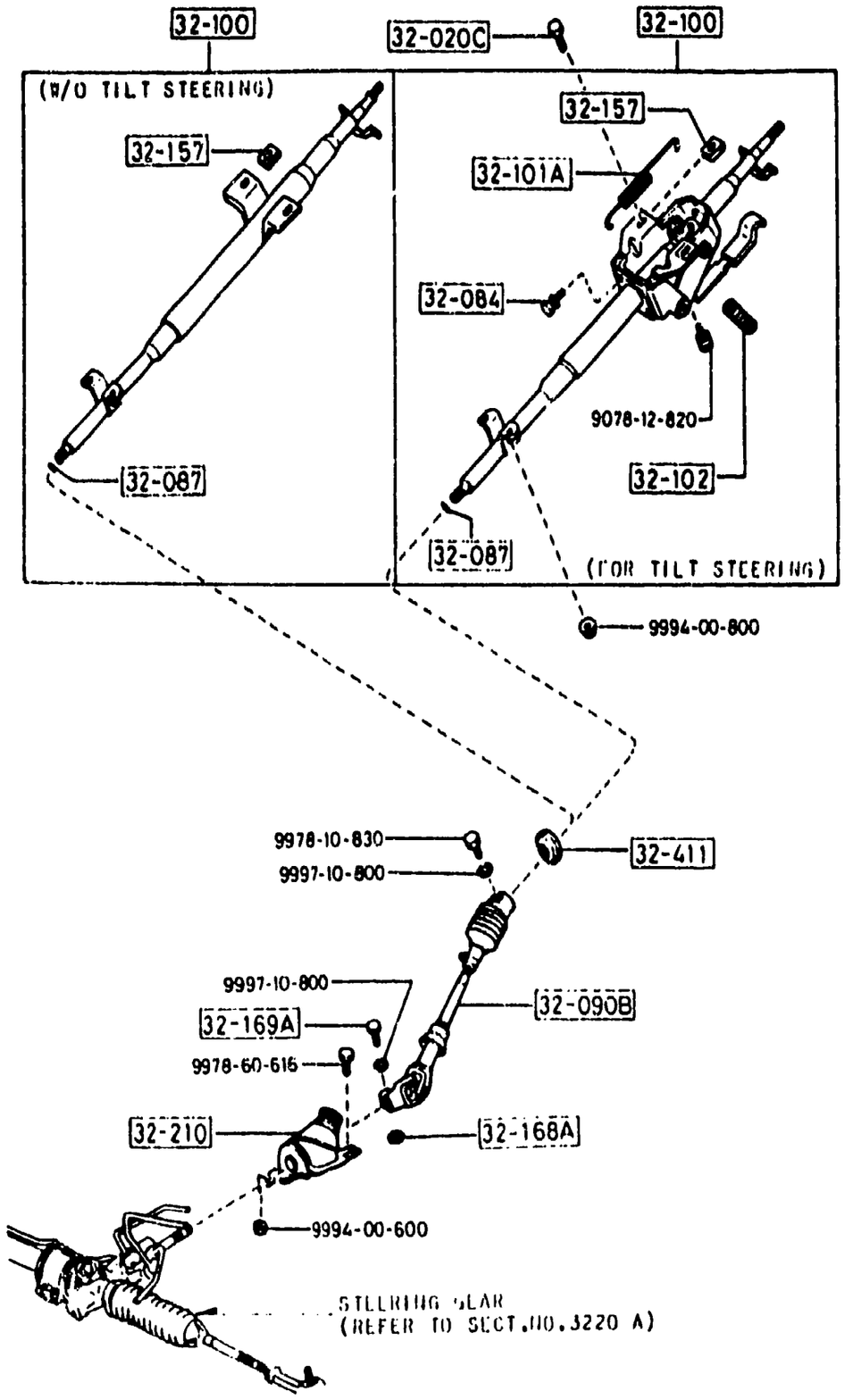

ITEM NO.	D-CODE	DESCRIPTION	PART NO.	QTY	MODEL/DESCRIPTION	REMARKS
	32 020C	BOLT	B001-32-020	2		
	32 084	BOLT	W001-32-084	4	(TILT STEERING)	
	32 087	O-RING	W048-32-087	1	(TILT STEERING)	-5925
				1	(W/O TILT STEERING)	-6221
	32 090B	SHAFT, INTERMEDIATE	FB05-32-090F	1		
	32 100	SHAFT, ENERGY ABSORBER	FB01-32-100	1	(W/O TILT STEERING)	
			FB05-32-100A	1	(TILT STEERING)	
	32 101A	SPRING, BALANCE-SHAFT	FB05-32-101	1	(TILT STEERING)	
	32 102	SPRING, RETURN-SHAFT	FB05-32-102	1	(TILT STEERING)	
	32 157	PLATE, COATING-SHAFT	FB01-32-157	2	(W/O TILT STEERING)	
			FB05-32-157	2	(TILT STEERING)	
	32 168A	WASHER, STOP	FB01-32-168	1		
	32 169A	BOLT	B001-32-169A	1		
	32 210	COVER, STEERING SHAFT	FB01-32-210	1		
	32 411	COVER, DUST	FB01-32-411A	1		

5925 FC33* -106572
6221 FC33* -133099

3220-1 STEERING GEAR (W/O POWER STEERING)

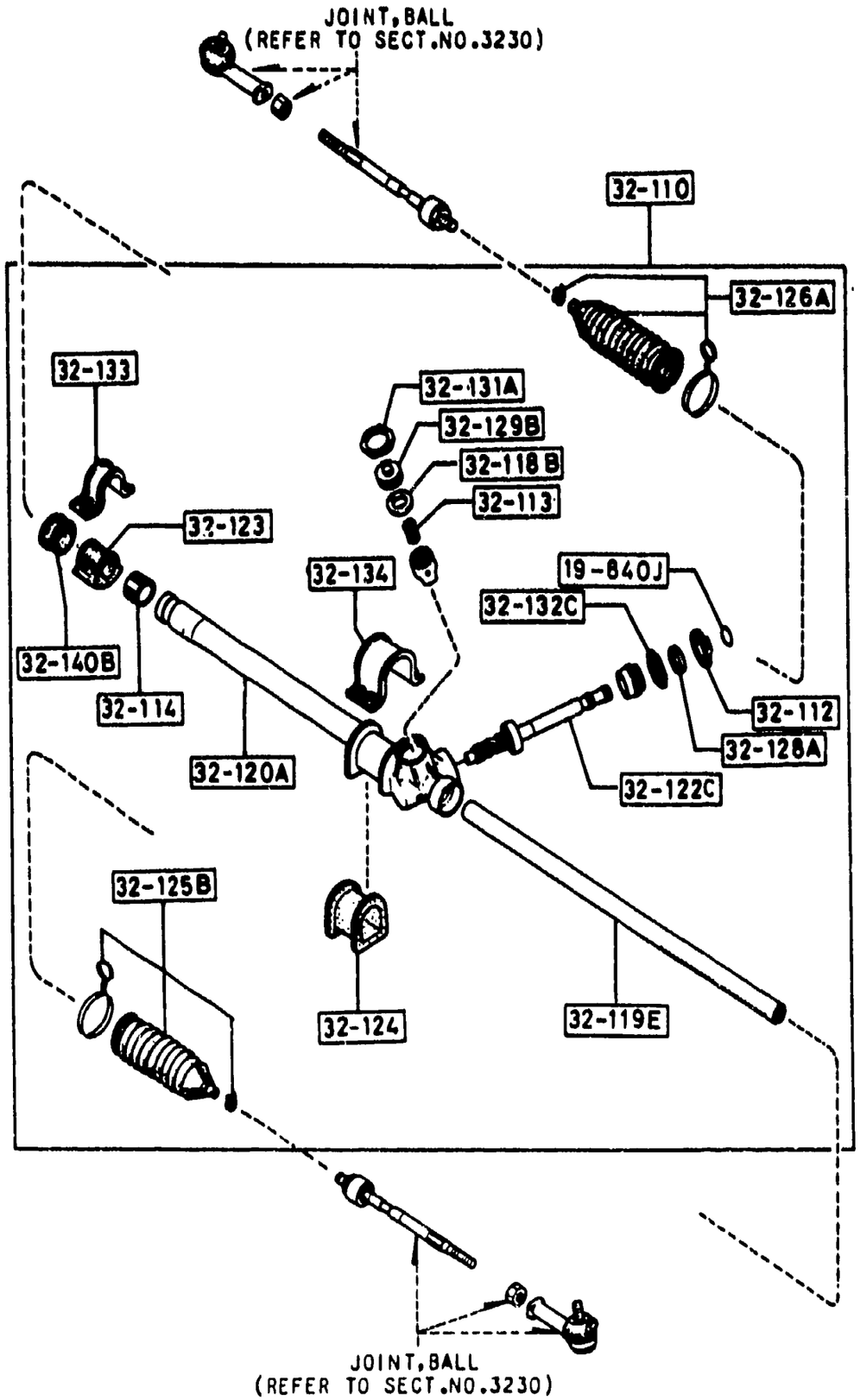

ITEM NO.	D-CODE	DESCRIPTION	PART NO.	QTY	MODEL/DESCRIPTION	REMARKS
	19 840J	O-RING	9954-10-1401	1		
	32 110	GEAR, STEERING	FB01-32-110F	1		
	32 112	COVER, DUST	FB01-32-112	1		
	32 113	SPRING, YOKE	FB01-32-113	1		
	32 114	BUSHING, RACK	FB01-32-114	1		
	32 119E	RACK, STEERING GEAR	FB01-32-119	1		
	32 120A	HOUSING, RACK	FB01-32-120	1		
	32 122C	PINION, STEERING GEAR	FB01-32-122	1		
	32 123	RUBBER, MOUNTING	FB01-32-123	1		
	32 124	RUBBER, MOUNTING	FB01-32-124	1		
	32 125B	BOOT, RACK	FB01-32-125	1		
	32 126A	BOOT, RACK	FB01-32-126	1		
	32 128A	SEAL, SHAFT	FB01-32-128	1		
	32 129B	PLUG, PINION	FB01-32-129	1		
	32 131A	NUT, LOCK-RACK	FB01-32-131	1		
	32 132C	NUT, LOCK	FB01-32-132	1		
	32 133	PLATE, CLAMP	FB01-32-133	1		
	32 134	PLATE, CLAMP	FB01-32-134	1		
	32 140B	SPACER	FB01-32-145	1		
	32 188B	BAND SET, STEERING GEAR	FB01-32-118	1		

3220A-1 STEERING GEAR (W/ POWER STEERING)

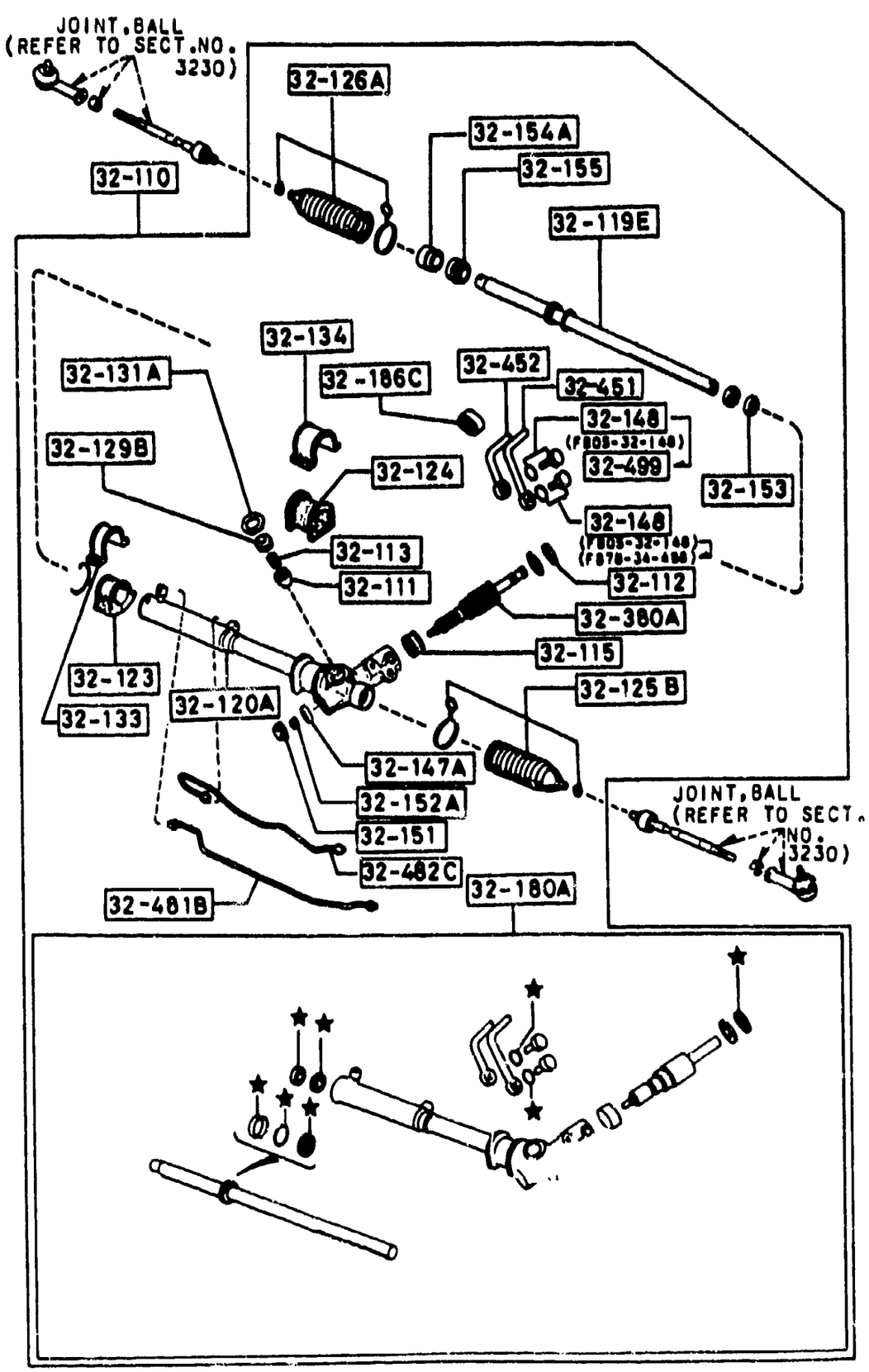

ITEM NO.	D-CODE	DESCRIPTION	PART NO.	QTY	MODEL/DESCRIPTION	REMARKS
	19 840J	O-RING	9954-10-1401	1		
	32 110	GEAR, STEERING	FB0S-32-110F	1		-7701
			FB7B-32-110C	1		7701-
	32 111	YOKE, SUPPORT	FB0S-32-111	1		-7701
	32 112	COVER, DUST	FB0S-32-112	1		-7701
	32 113	SPRING, YOKE	FB0S-32-113	1		-7701
	32 115	BEARING	FB0S-32-115	1		-7701
	32 119E	RACK, STEERING GEAR	FB0S-32-119	1		-7701
	32 120A	HOUSING, RACK	FB0S-32-120	1		-7701
	32 123	RUBBER, MOUNTING	FB0S-32-123	1		-7701
	32 124	RUBBER, MOUNTING	FB01-32-124	1		-7701
	32 125B	BOOT, RACK	FB01-32-125	1		-7701
	32 126	SEAL, SHAFT	FB01-32-126	1		-7701
	32 129B	PLUG, PINION	FB0S-32-129	1		-7701
	32 131A	NUT, LOCK-RACK	FB0S-32-131	1		-7701
	32 133	PLATE, CLAMP	FB0S-32-133	1		-7701
	32 134	PLATE, CLAMP	FB01-32-134	1		-7701
	32 147A	BEARING	FB0S-32-147	1		-7701
	32 148	EYE BOLT KIT, STEERING GEAR	FB0S-32-148	2		-7701
	32 151	COVER, END	FB0S-32-151	1		-7701
	32 152A	NUT, ADJUST	FB0S-32-152	1		-7701
	32 153	RING, BACK-UP	FB0S-32-153	1		-7701
	32 154A	HOLDER, STEERING GEAR	FB0S-32-154	1		-7701
	32 155	BUSHING, RUBBER	FB0S-32-155	1		-7701
	32 180A	SEAL KIT, STEERING GEAR	FB0S-32-180	1		-7701
	32 186C	CLIP KIT, STEERING GEAR	FB0S-32-186	1		-7701
	32 380A	VALVE	FB0S-32-380	1		-7701
	32 451	PIPE 'A', STEERING GEAR	FB0S-32-451	1		-7701
	32 452	PIPE 'B', STEERING GEAR	FB0S-32-452	1		-7701
	32 481B	PIPE 'A', CYLINDER	FB0S-32-481	1		-7701
	32 482	HOSE NO. 2, RETURN	FB0S-32-482	1		-7701

7701 FC33* -550169

3230 1 STEERING LINKAGE SYSTEM

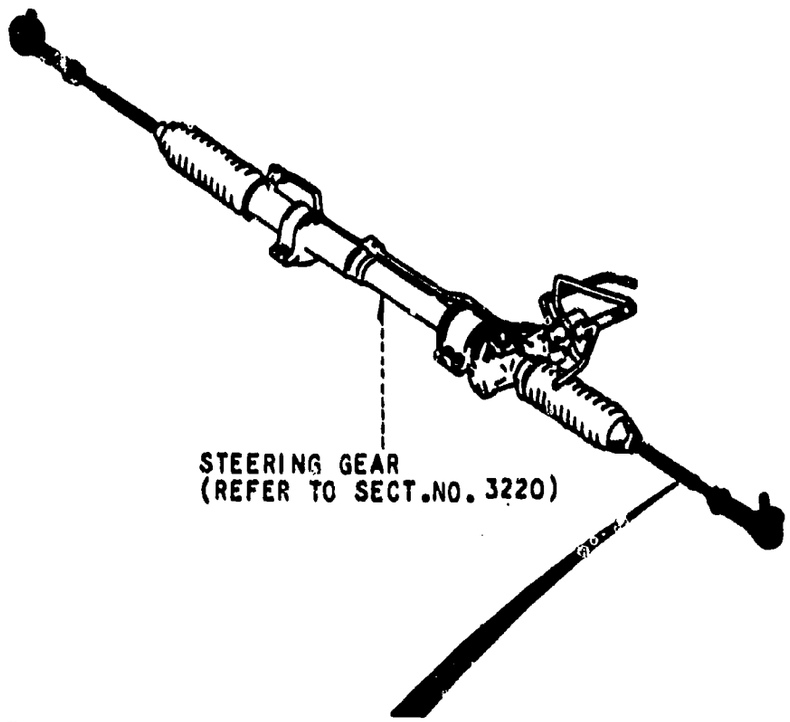

ITEM NO	D-CODE	DESCRIPTION	PART NO.	QTY	MODEL/DESCRIPTION	REMARKS
	32 240A	JOINT, BALL	FB02-32-240	1	W/O P/S	-7701
			FB01-32-240A	1	W/O P/S	7701-
				2	W/ P/S	7701-
	32 241	PIN, SPRING-STEERING GEAR	FB01-32-241	2		
	32 279	SEAL, DUST-BALL JOINT	B021-32-279	2		
	32 280S	JOINT SET, BALL	BAF1-32-280	2		

7701 FC33* -550169

SECTION INDEX -- CHASSIS

STARTING LOCATION	SECT. NO.	SECTION NAME
1 - C11	2500	DRIVESHAFT
1 - D11	2550	REAR DRIVESHAFTS
1 - E11	2600	REAR AXLE
1 - F11	2610	REAR BRAKE MECHANISMS
1 - H11	2710	REAR DIFFERENTIALS (W/O TURBO)(NORMAL DIFFERENTIAL)
1 - J11	2710A	REAR DIFFERENTIALS (W/O TURBO)(LIMITED-SLIP DIFFERENTIAL)
1 - L11	2710C	REAR DIFFERENTIALS (TURBO)(LIMITED-SLIP DIFFERENTIAL)
1 - N11	2800	REAR SUSPENSION MECHANISMS (W/O TURBO) (W/O AUTOMATIC ADJUSTING SUSPENSION)
1 - C12	2800A	REAR SUSPENSION MECHANISMS (W/O TURBO) (FOR AUTOMATIC ADJUSTING SUSPENSION)
1 - D12	2800B	REAR SUSPENSION MECHANISMS (TURBO)
1 - E12	2810	REAR STABILIZER
1 - F12	2830	REAR LOWER ARMS & SUB-FRAME
1 - H12	3200	STEERING WHEEL
1 - I12	3210	STEERING COLUMN & SHAFTS
1 - J12	3210A	STEERING COLUMN & SHAFTS (W/ POWER STEERING)
1 - K12	3220	STEERING GEAR (W/O POWER STEERING)
1 - L12	3220A	STEERING GEAR (W/ POWER STEERING)
1 - M12	3230	STEERING LINKAGE SYSTEM
1 - C13	3240	POWER STEERING SYSTEM
1 - E13	3300	FRONT AXLE & BRAKE MECHANISMS (FOR NORMAL SUSPENSION)
1 - I13	3300A	FRONT AXLE & BRAKE MECHANISMS (FOR HARD SUSPENSION) (W/O ANTI-LOCK BRAKE SYSTEM)
1 - K13	3300B	FRONT AXLE & BRAKE MECHANISMS (FOR HARD SUSPENSION) (ANTI-LOCK BRAKE SYSTEM)
1 - M13	3400	FRONT SUSPENSION MECHANISMS (W/O TURBO) (W/O AUTOMATIC ADJUSTING SUSPENSION)
1 - N13	3400A	FRONT SUSPENSION MECHANISMS (W/O TURBO) (FOR AUTOMATIC ADJUSTING SUSPENSION)
1 - C14	3400B	FRONT SUSPENSION MECHANISMS (TURBO)
1 - D14	3410	CROSSMEMBER & STABILIZER
1 - E14	3700	TIRES & JACK (W/O TURBO)
1 - H14	3700A	TIRES & JACK (TURBO)
1 - J14	3900B	ENGINE & TRANSMISSION MOUNTINGS (W/O TURBO)
1 - K14	3900BA	ENGINE & TRANSMISSION MOUNTINGS (TURBO)
1 - L14	4000B	EXHAUST SYSTEM (W/O TURBO)
1 - C15	4000BA	EXHAUST SYSTEM (TURBO)
1 - E15	4140B	CLUTCH RELEASE & MASTER CYLINDERS (MANUAL TRANSMISSION)
1 - F15	4160	ACCELERATOR CONTROL SYSTEM
1 - G15	4200	FUEL TANK
1 - H15	4300	CLUTCH & BRAKE PEDALS
1 - J15	4340	BRAKE MASTER CYLINDER & POWER BRAKE (W/O ANTI-LOCK BRAKE SYSTEM)
1 - L15	4340A	BRAKE MASTER CYLINDER & POWER BRAKE (ANTI-LOCK BRAKE SYSTEM)
1 - N15	4360	BRAKE PIPINGS (W/O ANTI-LOCK BRAKE SYSTEM)
1 - C16	4360A	BRAKE PIPINGS (ANTI-LOCK BRAKE SYSTEM)
1 - D16	4370	ANTI-LOCK BRAKE SYSTEMS
1 - F16	4400	PARKING BRAKE SYSTEM
1 - G16	4500B	FUEL PIPINGS (W/O ANTI-LOCK BRAKE SYSTEM)
1 - H16	4500BA	FUEL PIPINGS (ANTI-LOCK BRAKE SYSTEM)
1 - I16	4600	CHANGE CONTROL SYSTEM (AUTOMATIC TRANSMISSION)

(THIS ILLUSTRATION CONSISTS OF 2 PAGES)

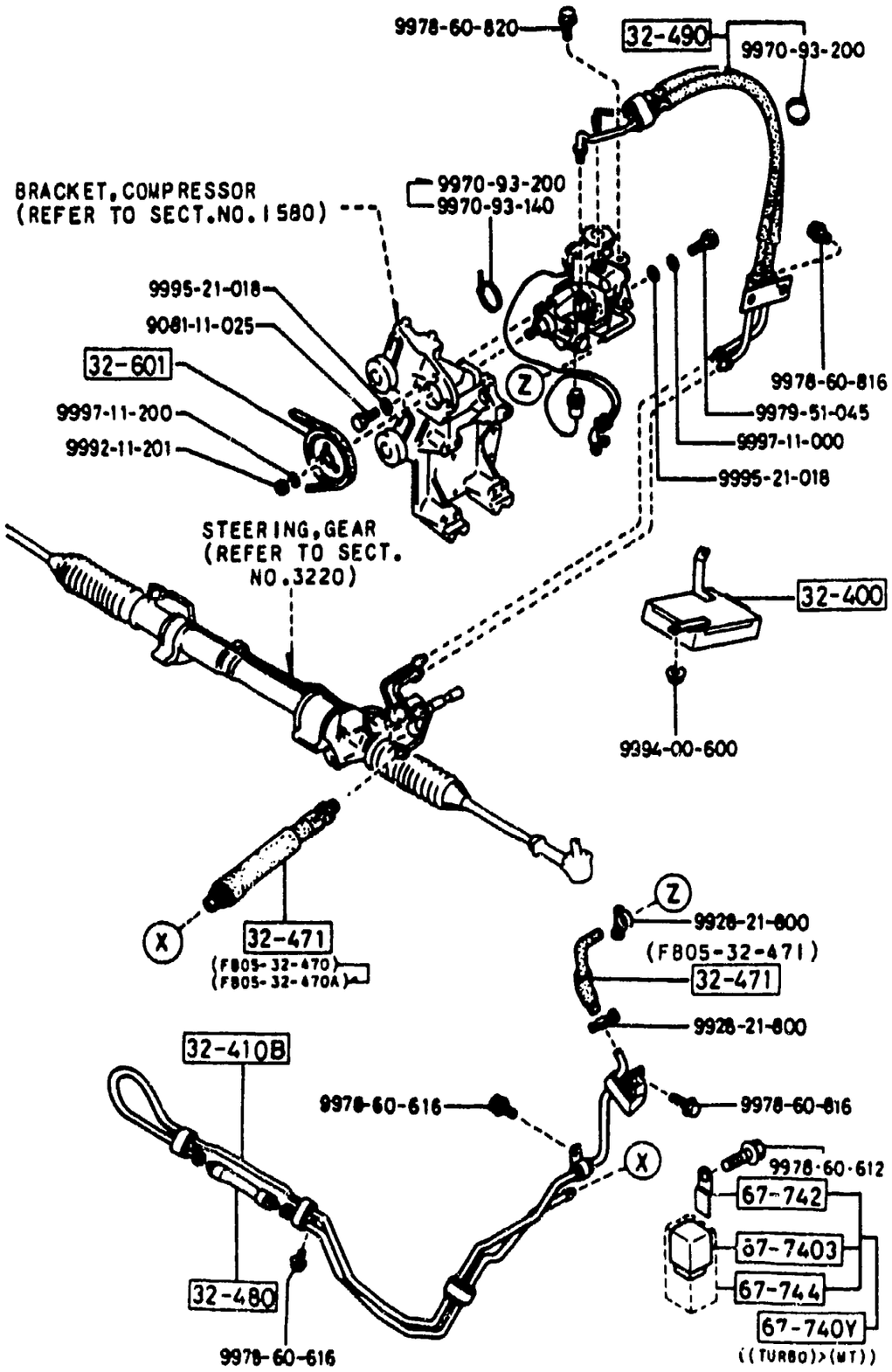

(THIS ILLUSTRATION CONSISTS OF 2 PAGES)

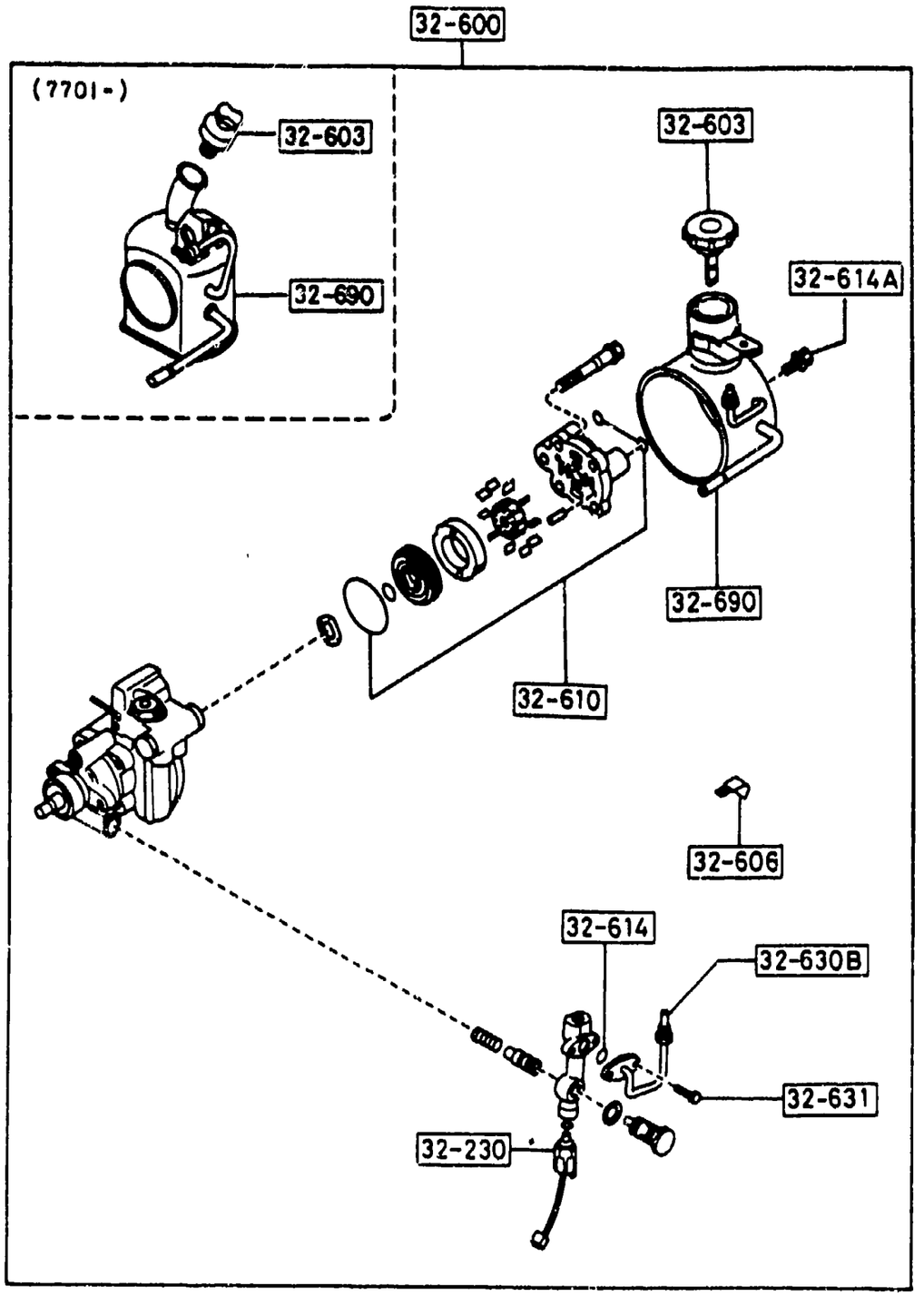

SEE ILLUSTRATION/S AT FRAME 1 - C13

ITEM NO.	D-CODE	DESCRIPTION	PART NO.	QTY	MODEL/DESCRIPTION	REMARKS
	32 230	SWITCH, PRESSURE	FB05-32-230A	1	P/S	
	32 400	CONTROLLER	FB05-32-400C	1		-7701
		REFER TO SERV. BULL. NO. 035/86, CAT. 15 FOR MORE INFO.				
			FB78-32-400	1		7701-
	32 410B	PIPE-NO. 1	FC01-32-410	1		
	32 471	HOSE, RETURN	FB05-32-470A	1		
	32 480	PIPE, RETURN	FB05-32-480	1		
	32 490	HOSE, PRESSURE	FB05-32-490E	1		
	32 600	PUMP, VANE	FB05-32-600A	1		-7701
			FB78-32-600B	1		7701-
	32 601	PULLEY, VANE PUMP	FB05-32-620	1		
	32 603	CAP, FILLER	FB05-32-611	1		
	32 606	CLIP	FB01-32-642	1		
	32 610	SEAL KIT, VANE PUMP	FB05-32-610	1		-7701
			FB78-32-610A	1		7701-
	32 614	O-RING, VANE PUMP	FB05-32-632	1		
	32 614A	BOLT	FB05-32-614	2		
	32 630B	PIPE, VANE PUMP	FB05-32-630	1		
	32 631	BOLT, VANE PUMP	FB05-32-631	2		
	32 690	TANK, VANE PUMP	FB05-32-690	1		
	67 7403	RELAY, N.O.	B092-67-740	1	M/T, TURBO	
	67 740Y	RELAY & COVER, NORMAL OPEN	FB11-67-740	1	M/T, TURBO (30A)	
	67 742	BRACKET, RELAY	FB10-67-742	1	M/T, TURBO	
	67 744	BOOT, RELAY-WATER PROOF	FB10-67-744	1	M/T, TURBO	

7701 FC33* -550169

3300-1 FRONT AXLE & BRAKE MECHANISMS (FOR NORMAL SUSPENSION)

(CPE) (THIS ILLUSTRATION CONSISTS OF 3 PAGES)

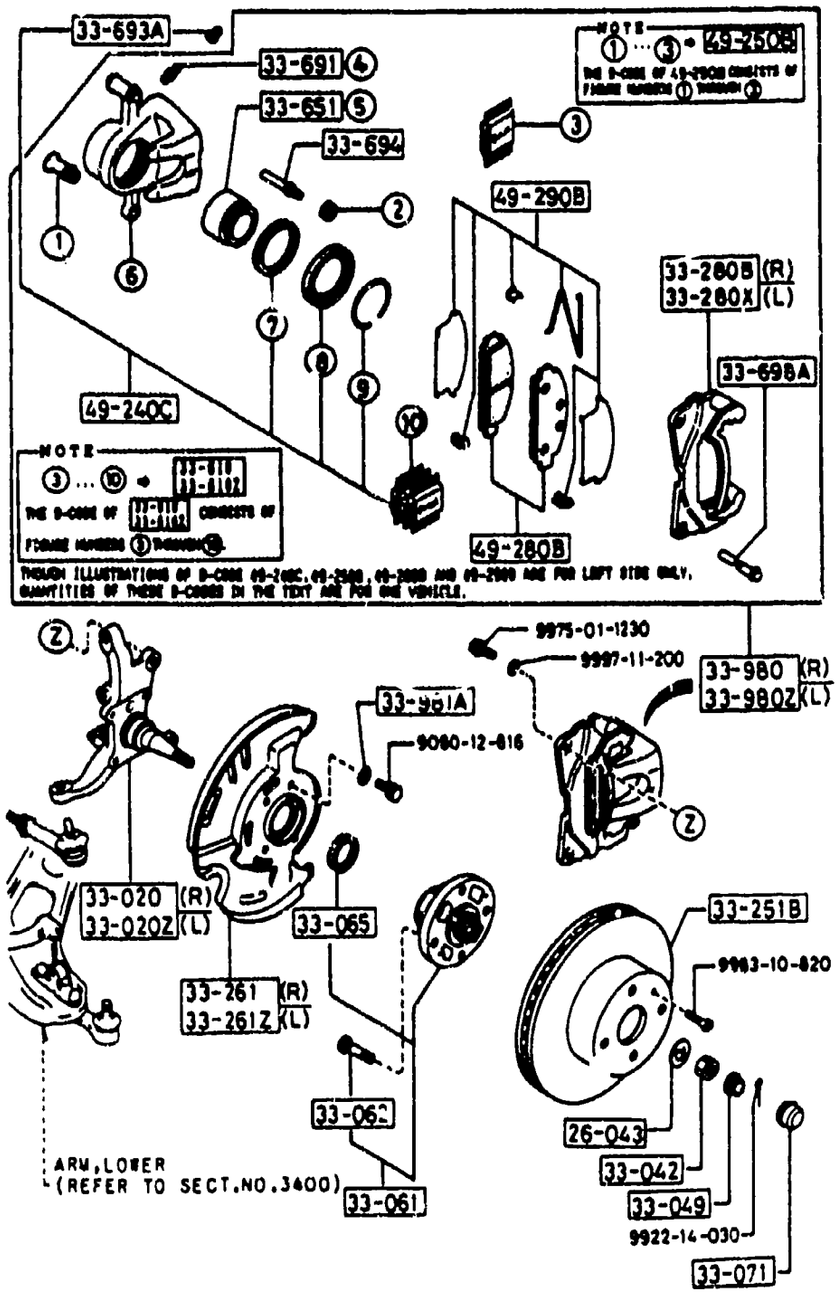

VEHICLE RESTRICTION			
BODY TYPE	HARD SUSP.	A.A.SUSP.	DISC WHEEL
COUPE	–	–	4 HOLES-14"
	×	–	5 HOLES-15"/16"
	×	×	
CONVERTIBLE	–	–	5 HOLES-15"

(CONVERTIBLE)(-7A27) (THIS ILLUSTRATION CONSISTS OF 3 PAGES)

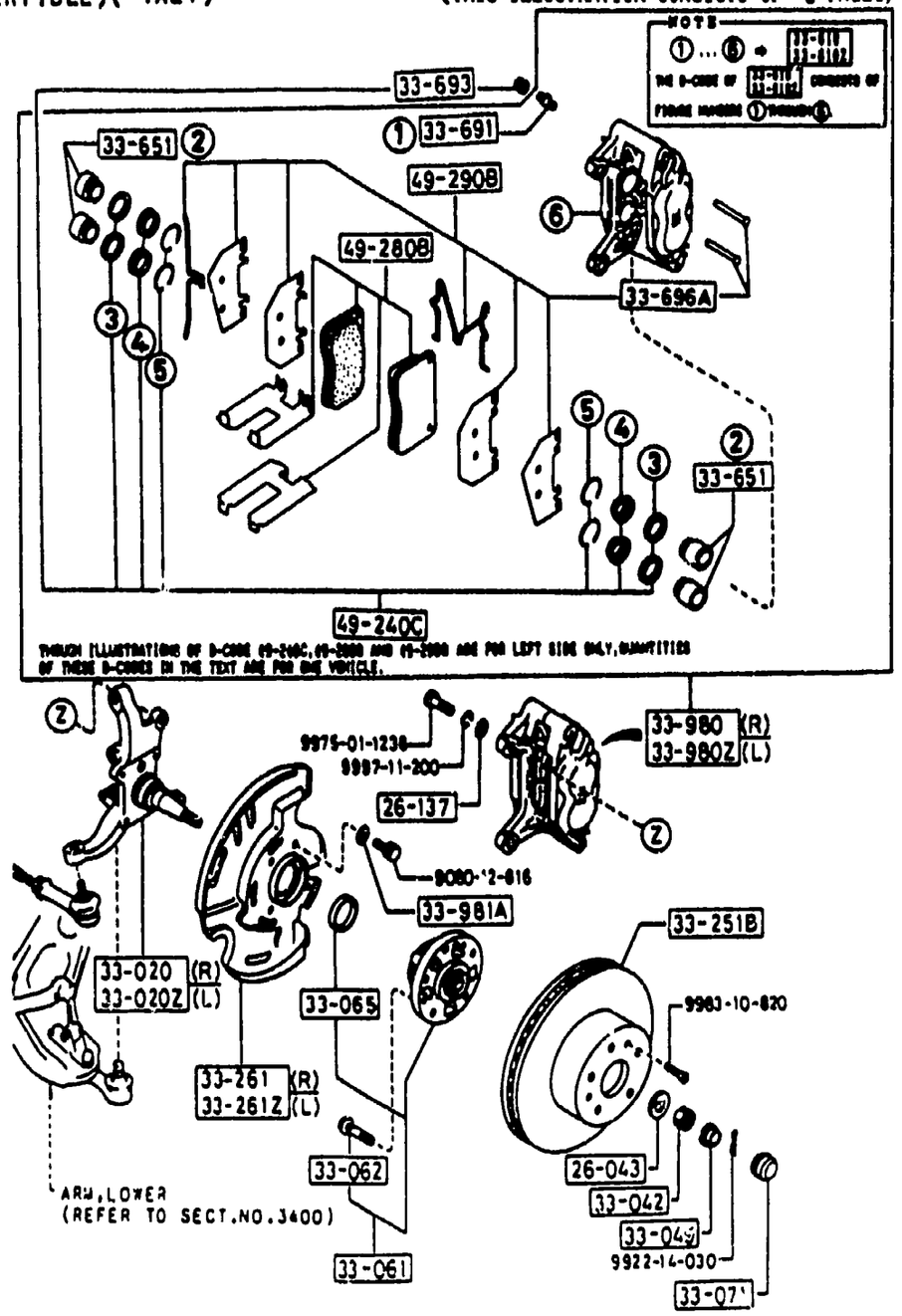

VEHICLE RESTRICTION			
BODY TYPE	HARD SUSP.	A.A.SUSP.	DISC WHEEL
COUPE	–	–	4 HOLES-14"
	×	–	5 HOLES-15"/16"
	×	×	
CONVERTIBLE	–	–	5 HOLES-15"

FRONT AXLE & BRAKE MECHANISMS (FOR NORMAL SUSPENSION)

(CONVERTIBLE)(7A27-)

(THIS ILLUSTRATION CONSISTS OF 3 PAGES)

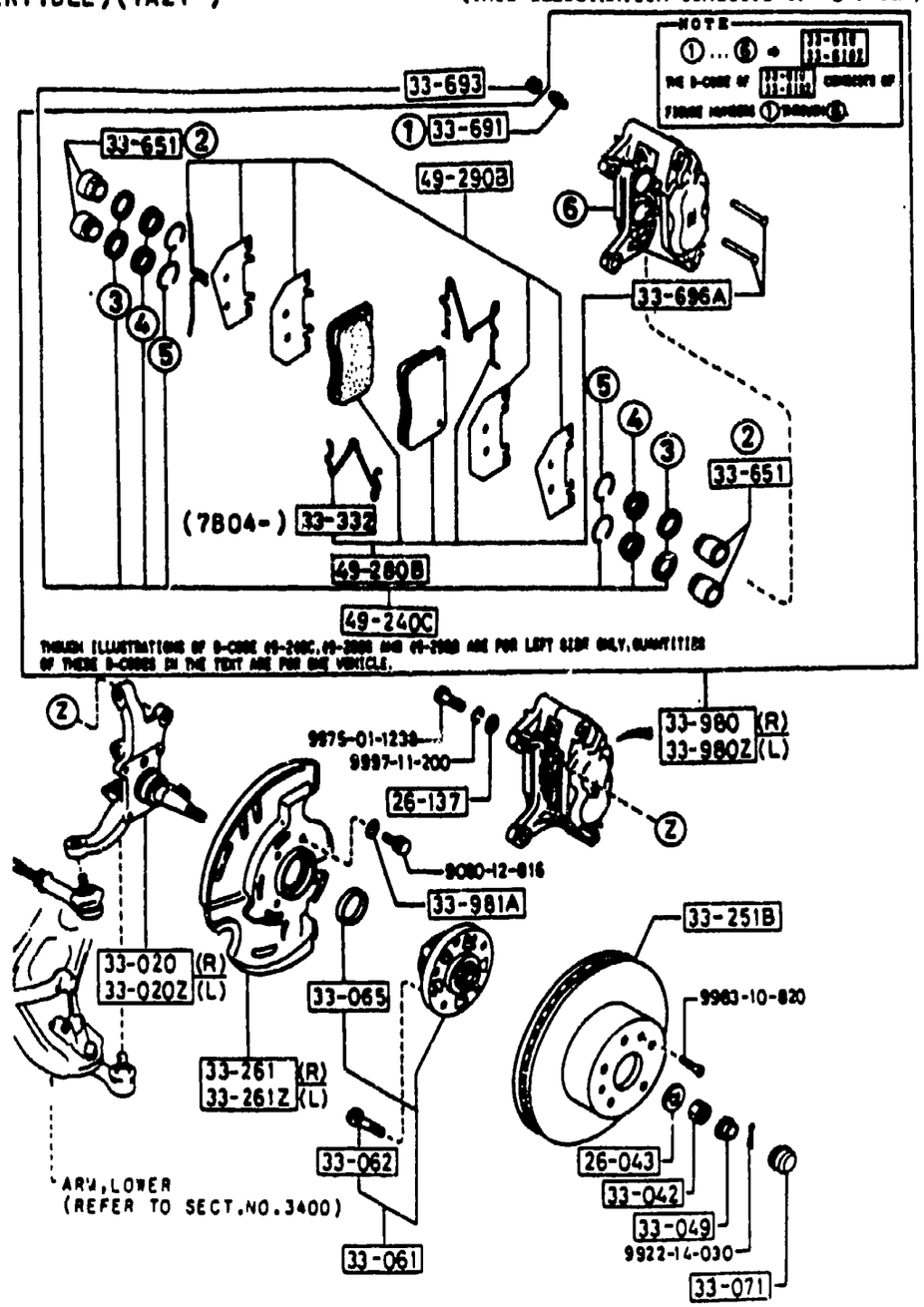

VEHICLE RESTRICTION			
BODY TYPE	HARD SUSP.	A.A.SUSP.	DISC WHEEL
COUPE	–	–	4 HOLES-14"
	×	–	5 HOLES-15"/16"
	×	×	
CONVERTIBLE	–	–	5 HOLES-15"

3300-3 FRONT AXLE & BRAKE MECHANISMS (FOR NORMAL SUSPENSION)

SEE ILLUSTRATION/S AT FRAME 1 - E13

ITEM NO.	D-CODE	DESCRIPTION	PART NO.	QTY	MODEL/DESCRIPTION	REMARKS
	26 043	WASHER, CLAW	1011-33-043	2		
	33 020	KNUCKLE (R), STEERING	FB01-33-021B	1		
	33 020Z	KNUCKLE (L), STEERING	FB01-33-031B	1		
	33 042	NUT	0662-33-042	2		
	33 049	COVER, SET	0662-33-049	2		
	33 061	HUB, FRONT WHEEL	FB05-49-040E	2	CONVERTIBLE	
			FB01-49-060E	2	COUPE	
	33 062	BOLT, WHEEL	FB01-26-113A	8	COUPE	
			FB05-26-113A	10	CONVERTIBLE	
	33 065	SEAL, OIL-FRONT AXLE	FB01-33-065A	2		
	33 071	CAP, HUB	FB01-33-071A	2		
	33 251B	PLATE, HUB/DISK	FB01-33-251	2	COUPE	
			FB05-33-251	2	CONVERTIBLE	
	33 261	COVER (R), DUST	FB01-33-260B	1	COUPE	
			FB05-33-260B	1	CONVEPTIBLE	
	33 261Z	COVER (L), DUST	FB01-33-270B	1	COUPE	
			FB05-33-270B	1	CONVERTIBLE	
	33 280B	SUPPORT (R), MOUNTING	FB01-33-281	1		
	33 280X	SUPPORT (L), MOUNTING	FB01-33-291	1		
	33 651	PISTON, FRONT CALIPER	FB05-33-651	8	CONVERTIBLE	
			8341-33-651	2	COUPE	
	33 691	SCREW, BLEEDER	FB05-33-691A	2	CONVERTIBLE	
			0233-33-691	2	COUPE	
	33 693	CAP, RUBBER	FB05-33-693	2	CONVERTIBLE	
	33 693A	CAP, BLEEDER SCREW	0259-33-693	2	COUPE	
	33 694	PIN, GUIDE-FRONT CALIPER	8341-33-694	2	COUPE	
	33 696A	PIN, PAD-FRONT BRAKE	FB05-33-696	4	CONVERTIBLE	
	33 697	BOLT, BRIDGE-FRONT BRAKE	FB05-33-697	8	CONVERTIBLE	
	33 698A	PIN	FA66-33-699	2	COUPE	
	33 980	CALIPER (R), FRONT BRAKE	FC02-33-980A	1	CONVERTIBLE	
		REFER TO WARR. CAMPAIGN NO. 26801 FOR RECALL INFO. ON CERTAIN 1986 & 1987 MODELS.				
			FB01-33-980B	1	COUPE	
	33 980Z	CALIPER (L), FRONT BRAKE	FC02-33-990A	1	CONVERTIBLE	
		REFER TO WARR. CAMPAIGN NO. 26801 FOR RECALL INFO. ON CERTAIN 1986 & 1987 MODELS.				
			FB01-33-990B	1	COUPE	
	33 981A	WASHER, PLAIN-DUST COVER	FB01-33-981	8		
	49 240C	SEAL KIT, CALIPER-FRONT	FB05-49-240	1	CONVERTIBLE	

ITEM NO.	D-CODE	DESCRIPTION	PART NO.	QTY	MODEL/DESCRIPTION	REMARKS
	49 240C (CONT'D)		8341-49-240	1	COUPE	
	49 250B	BOOT KIT, FRONT CALIPER	FA66-49-250	1	COUPE	
	49 280B	PAD SET, FRONT CALIPER	FA66-49-280	1		
		REFER TO WARR. CAMPAIGN NO. 26801 FOR RECALL INFO. ON CERTAIN 1986 & 1987 MODELS.				
			8BF1-33-625	1	CONVERTIBLE	
		<AN>	FC02-33-28Z	1		
	49 290B	ATTACHMENT, PAD-FRONT	FB05-49-290B	1	CONVERTIBLE	
			FA66-49-290A	1	COUPE	

SEE ILLUSTRATION/S AT FRAME 1 - E13

3300A-1 FRONT AXLE & BRAKE MECHANISMS (FOR HARD SUSPENSION) (W/O ANTI-LOCK BRAKE SYSTEM)

(-7A27) (THIS ILLUSTRATION CONSISTS OF 2 PAGES)

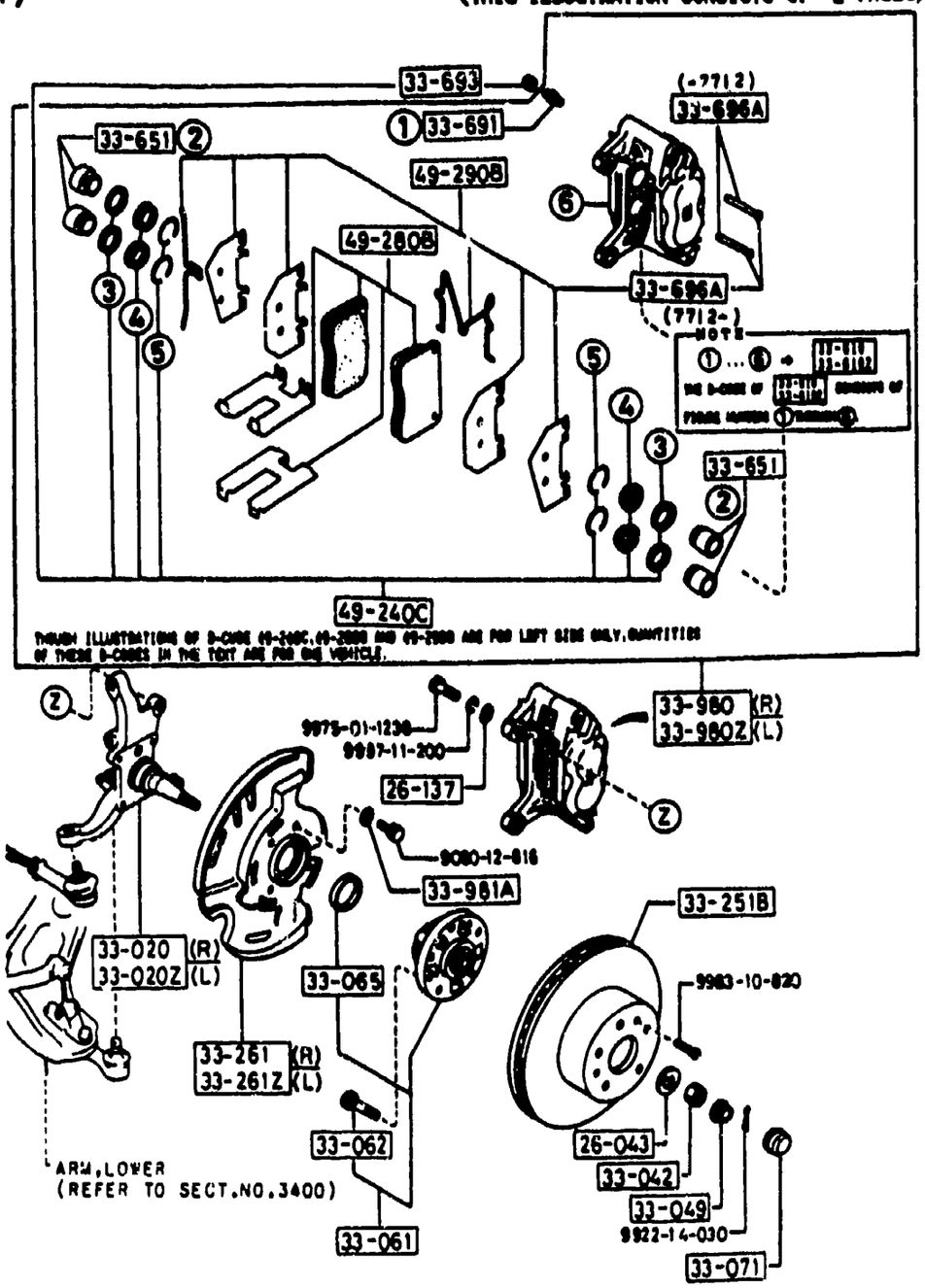

VEHICLE RESTRICTION			
BODY TYPE	HARD SUSP.	A.A.SUSP.	DISC WHEEL
COUPE	–	–	4 HOLES-14"
	×	–	5 HOLES-15"/16"
	×	×	
CONVERTIBLE	–	–	5 HOLES-15"

(7A27-) (THIS ILLUSTRATION CONSISTS OF 2 PAGES)

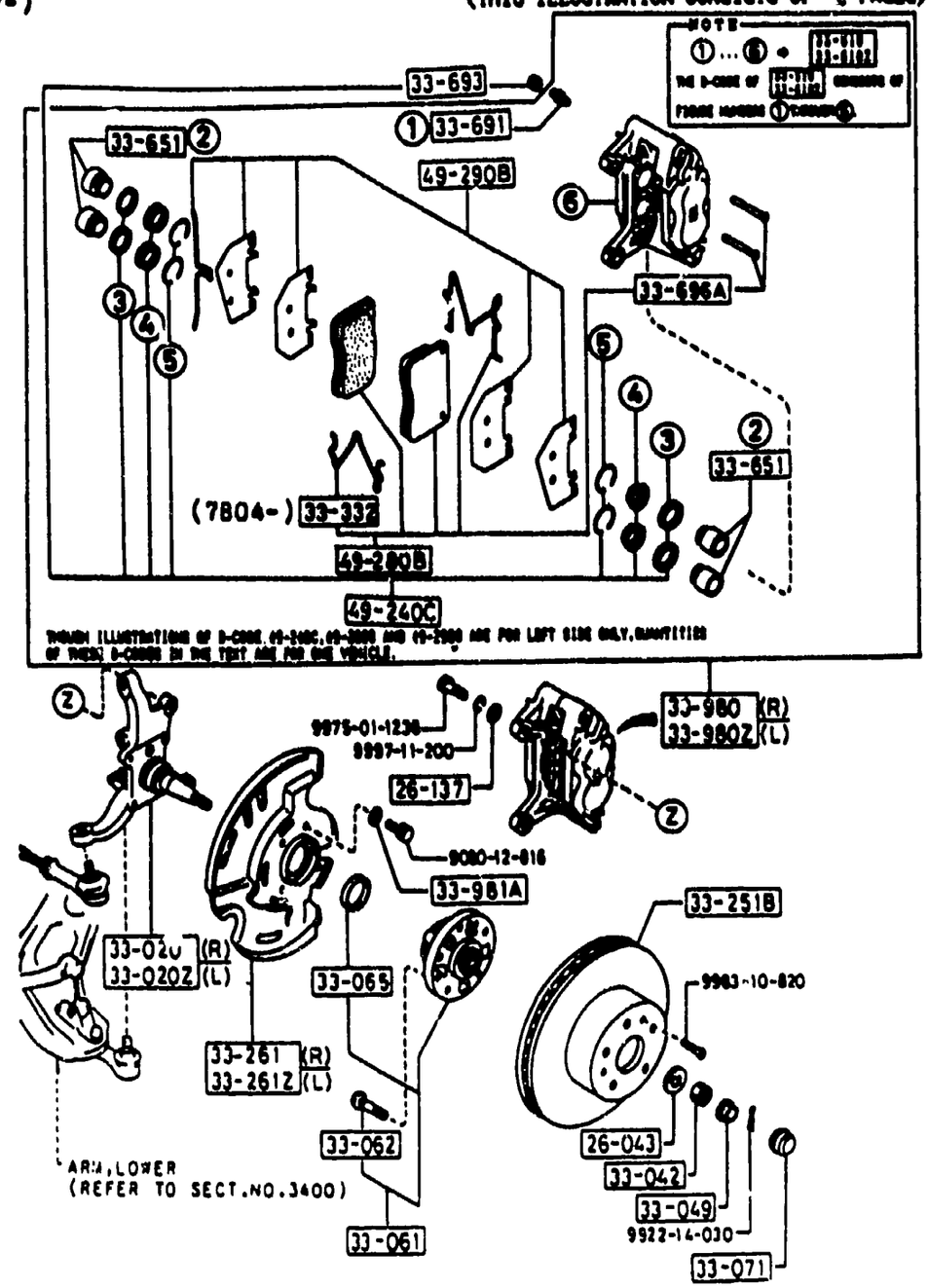

VEHICLE RESTRICTION			
BODY TYPE	HARD SUSP.	A.A.SUSP.	DISC WHEEL
COUPE	–	–	4 HOLES-14"
	×	–	5 HOLES-15"/16"
	×	×	
CONVERTIBLE	–	–	5 HOLES-15"

3300A-2 FRONT AXLE & BRAKE MECHANISMS (FOR HARD SUSPENSION) (W/O ANTI-LOCK BRAKE SYSTEM)

SEE ILLUSTRATION/S AT FRAME 1 - I13

ITEM NO.	D-CODE	DESCRIPTION	PART NO.	QTY	MODEL/DESCRIPTION	REMARKS
	26 043	WASHER, CLAW	1011-33-043	2		
	26 137	WASHER, PLAIN-LOWER ARM	FB01-26-137	4		
	33 020	KNUCKLE (R), STEERING	FB01-33-021B	1		
	33 020Z	KNUCKLE (L), STEERING	FB01-33-031B	1		
	33 042	NUT	0662-33-042	2		
	33 049	COVER, SET	0662-33-049	2		
	33 061	HUB, FRONT WHEEL	FB05-49-060E	2		
	33 062	BOLT, WHEEL	FB05-26-113A	10		
	33 065	SEAL, OIL-FRONT AXLE	FB01-33-065A	2		
	33 071	CAP, HUB	FB01-33-071A	2		
	33 251B	PLATE, HUB/DISK	FB05-33-251	2		
	33 261	COVER (R), DUST	FB05-33-260B	1		
	33 261Z	COVER (L), DUST	FB05-33-270B	1		
	33 651	PISTON, FRONT CALIPER	FB05-33-651	8		
	33 691	SCREW, BLEEDER	FB05-33-691A	2		
	33 693	CAP, RUBBER	FB05-33-693	2		
	33 696A	PIN, PAD-FRONT BRAKE	FB05-33-696B	4		
	33 697	BOLT, BRIDGE-FRONT BRAKE	FB05-33-697	8		
	33 980	CALIPER (R), FRONT BRAKE	FC02-33-980A	1		
		REFER TO WARR. CAMPAIGN NO. 26801 FOR RECALL INFO. ON CERTAIN 1986 & 1987 MODELS.				
	33 980Z	CALIPER (L), FRONT BRAKE	FC02-33-990A	1		
		REFER TO WARR. CAMPAIGN NO. 26801 FOR RECALL INFO. ON CERTAIN 1986 & 1987 MODELS.				
	33 981A	WASHER, PLAIN-DUST COVER	FB01-33-981	8		
	49 240C	SEAL KIT, CALIPER-FRONT	FB05-49-240	1		
	49 280B	PAD SET, FRONT CALIPER	8BF1-33-625	1		
		REFER TO WARR. CAMPAIGN NO. 26801 FOR RECALL INFO. ON CERTAIN 1986 & 1987 MODELS.				
		<AN>	FC02-33-28Z	1		
	49 290B	ATTACHMENT, PAD-FRONT	FB05-49-290B	1		

(-7A27)

(THIS ILLUSTRATION CONSISTS OF 2 PAGES)

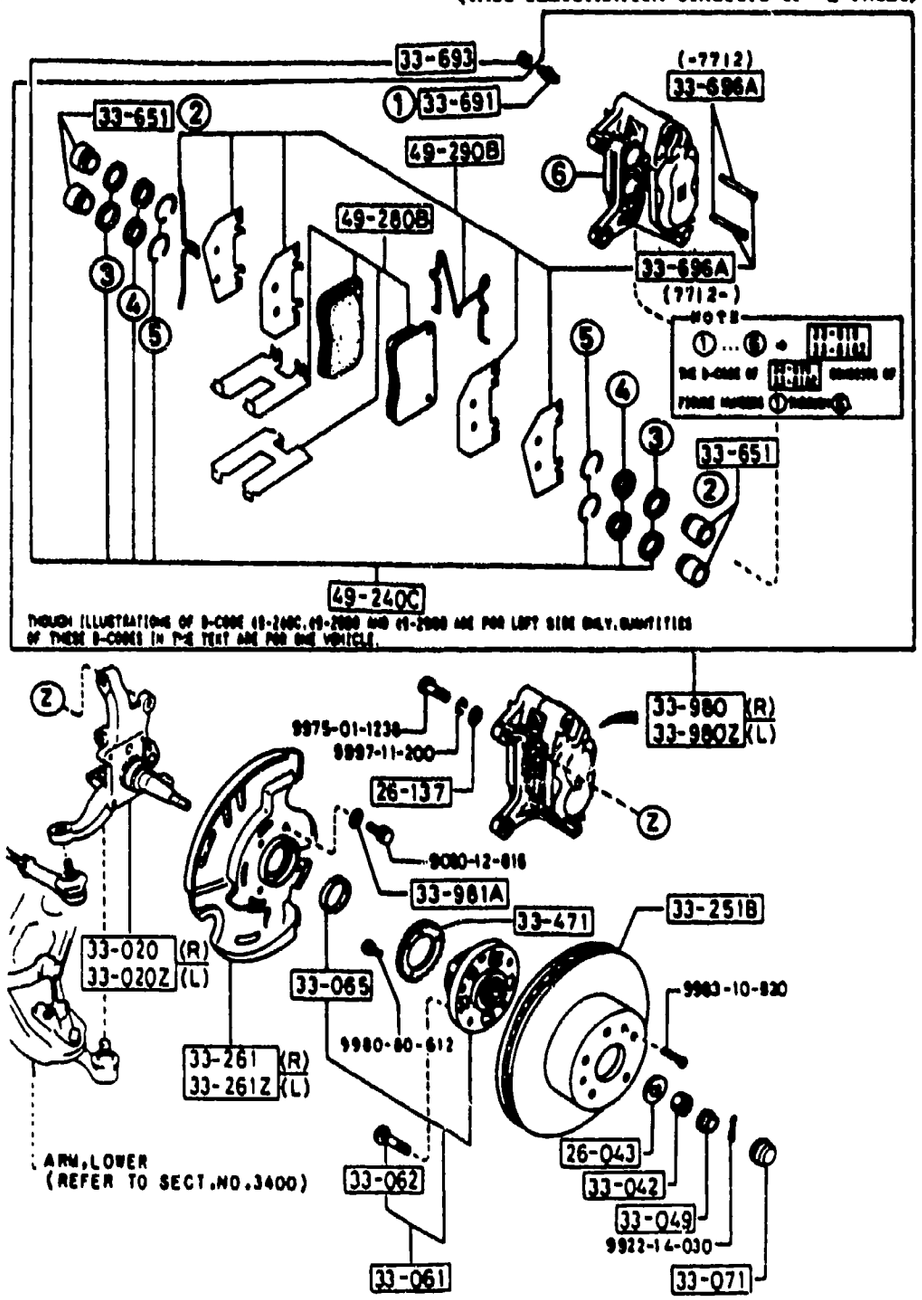

VEHICLE RESTRICTION			
BODY TYPE	HARD SUSP.	A.A.SUSP.	DISC WHEEL
COUPE	–	–	4 HOLES-14"
	×	–	5 HOLES-15"/16"
	×	×	
CONVERTIBLE	–	–	5 HOLES-15"

(7A27-)

(THIS ILLUSTRATION CONSISTS OF 2 PAGES)

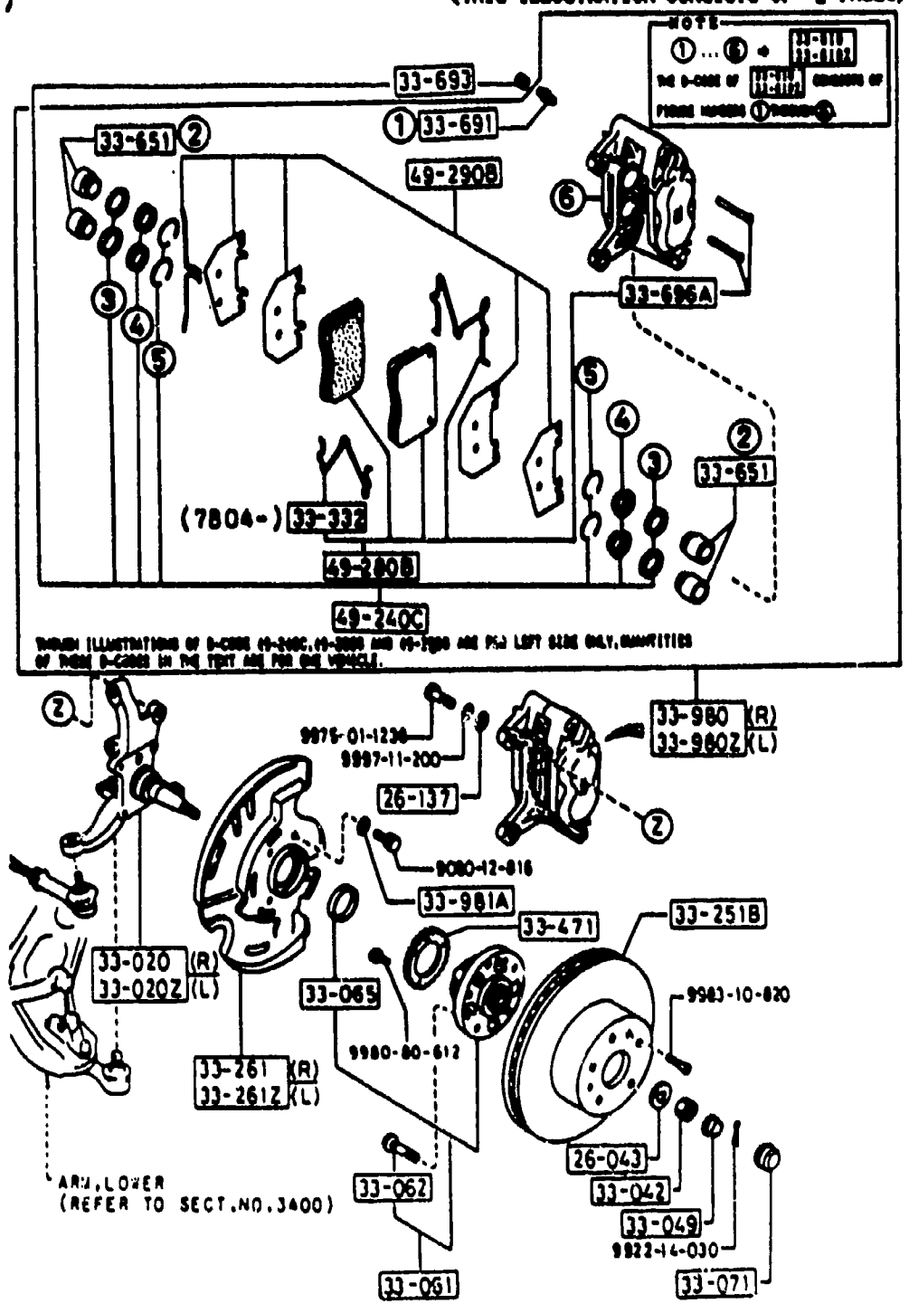

VEHICLE RESTRICTION			
BODY TYPE	HARD SUSP.	A.A.SUSP.	DISC WHEEL
COUPE	–	–	4 HOLES-14"
	×	–	5 HOLES-15"/16"
	×	×	
CONVERTIBLE	–	–	5 HOLES-15"

3300B-2 FRONT AXLE & BRAKE MECHANISMS (FOR HARD SUSPENSION) (ANTI-LOCK BRAKE SYSTEM)

SEE ILLUSTRATION/S AT FRAME 1 - K13

ITEM NO.	D-CODE	DESCRIPTION	PART NO.	QTY	MODEL/DESCRIPTION	REMARKS
	26 043	WASHER, CLAW	1011-33-043	2		
	26 137	WASHER, PLAIN-LOWER ARM	FB01-26-137	4		
	33 020	KNUCKLE (R), STEERING	F051-33-021B	1		
	33 020Z	KNUCKLE (L), STEERING	F051-33-031B	1		
	33 042	NUT	0662-33-042	2		
	33 049	COVER, SET	0662-33-049	2		
	33 061	HUB, FRONT WHEEL	FB05-49-060E	2		
	33 062	BOLT, WHEEL	FB05-26-113A	10		
	33 065	SEAL, OIL-FRONT AXLE	FB01-33-065A	2		
	33 071	CAP, HUB	FB01-33-071A	2		
	33 251B	PLATE, HUB/DISK	FB05-33-251	2		
	33 261	COVER (R), DUST	FB05-33-260B	1		
	33 261Z	COVER (L), DUST	FB05-33-270B	1		
	33 471	ROTOR, SENSOR-FRONT A.B.S.	F048-33-471	2		
	33 651	PISTON, FRONT CALIPER	FB05-33-651	8		
	33 691	SCREW, BLEEDER	FB05-33-691A	2		
	33 693	CAP, RUBBER	FB05-33-693	2		
	33 696A	PIN, PAD-FRONT BRAKE	FB05-33-696	4		
	33 697	BOLT, BRIDGE-FRONT BRAKE	FB05-33-697	8		
	33 980	CALIPER (R), FRONT BRAKE	FC02-33-980A	1		
		REFER TO WARR. CAMPAIGN NO. 26801 FOR RECALL INFO. ON CERTAIN 1986 & 1987 MODELS.				
	33 980Z	CALIPER (L), FRONT BRAKE	FC02-33-990A	1		
		REFER TO WARR. CAMPAIGN NO. 26801 FOR RECALL INFO. ON CERTAIN 1986 & 1987 MODELS.				
	33 981A	WASHER, PLAIN-DUST COVER	FB01-33-981	8		
	49 240C	SEAL KIT, CALIPER-FRONT	FB05-49-240	1		
	49 280B	PAD SET, FRONT CALIPER	8BF1-33-625	1		
		REFER TO WARR. CAMPAIGN NO. 26801 FOR RECALL INFO. ON CERTAIN 1986 & 1987 MODELS.				
		< AN >	FC02-33-28Z	1		
	49 290B	ATTACHMENT, PAD-FRONT	FB05-49-290	1		

3400-1 FRONT SUSPENSION MECHANISMS (W/O TURBO) (W/O AUTOMATIC ADJUSTING SUSPENSION)

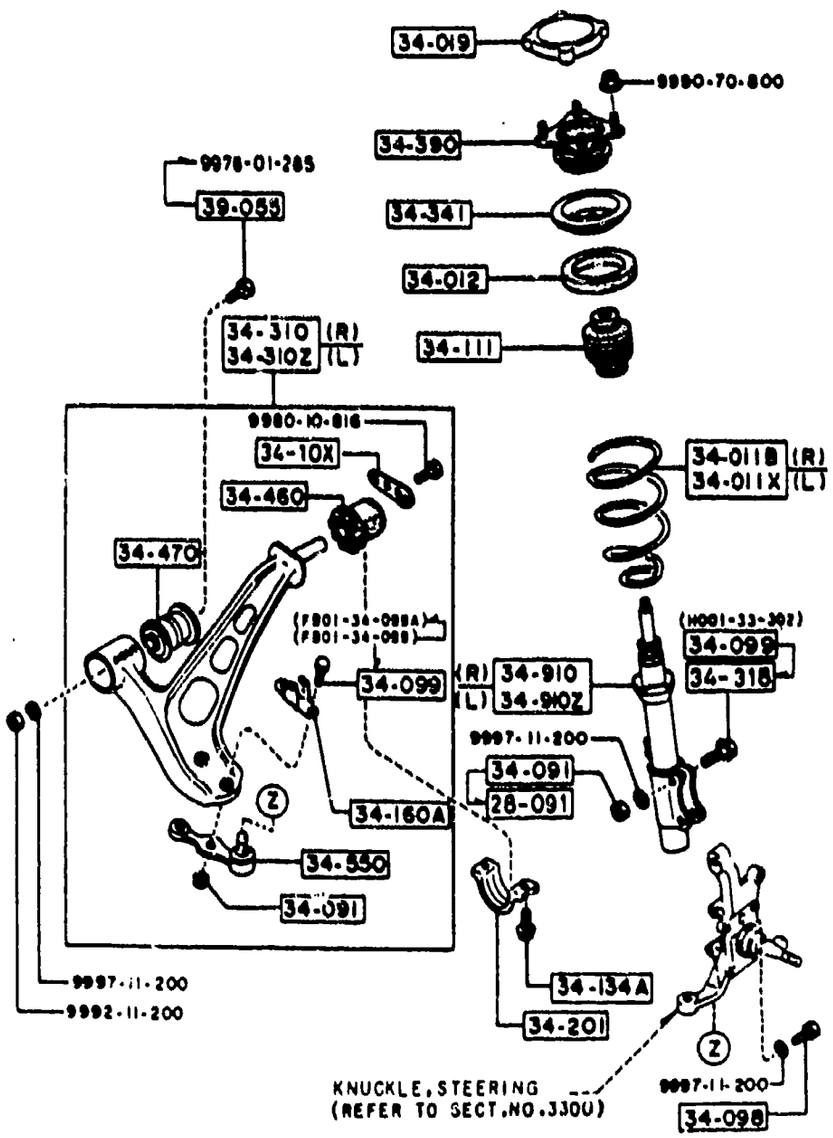

VEHICLE RESTRICTION			
BODY TYPE	HARD SUSP.	A.A.SUSP.	DISC WHEEL
COUPE	–	–	4 HOLES-14"
	×	–	5 HOLES-15"/16"
	×	×	
CONVERTIBLE	–	–	5 HOLES-15"

ITEM NO.	D-CODE	DESCRIPTION	PART NO.	QTY	MODEL/DESCRIPTION	REMARKS
	28 091	NUT	H266-28-091	4		7301-
	34 011B	SPRING (R), COIL	FB67-34-011	1	NORMAL SUSPENSION, CONVERTIBLE	
			FB01-34-011B	1	NORMAL SUSPENSION COUPE	
			FB44-34-011	1	HARD SUSPENSION	
	34 011X	SPRING (L), COIL	FB67-34-021	1	NORMAL SUSPENSION, CONVERTIBLE	
			FB01-34-021B	1	NORMAL SUSPENSION, COUPE	
			FB44-34-021	1	HARD SUSPENSION	
	34 012	SHEET, RUBBER	FB01-34-012	2		
	34 019	CAP, DAMPER	FB01-34-019	2		
	34 091	NUT	B037-28-091	8		-7301
				4		7301-
	34 098	BOLT	FB01-34-098	2		
	34 099	BOLT	H001-33-302	4		-7301
			FB01-34-099A	4		7401-
	34 10X	STOPPER, BUMP	FB01-34-312	2		-5801
	34 111	BUMPER, BOUND	FB01-34-111A	2		
	34 134A	BOLT, TENSION ROD	8871-33-134A	4		
	34 160A	BRACKET, STABILIZER	FB01-34-160A	2		
	34 201	BRACKET, LOWER ARM	FB01-34-201	2		
	34 310	ARM (R), LOWER	FB01-34-310B	1		
	34 310Z	ARM (L), LOWER	FB01-34-360B	1		
	34 318	BOLT, FLANGE-STEERING KNUCKLE	H260-34-318	4		7301-
	34 341	SHEET, SPRING	FB01-34-341	2		
	34 390	RUBBER, MOUNTING	FB01-34-380	2		
		<A>	FB01-34-380C	2		
	34 460	BUSHING, RUBBER-LOWER ARM	FB01-34-460	2		
	34 470	BUSHING, RUBBER FRONT	FB01-34-470	2		
	34 550	BALL JOINT, LOWER	FB01-34-550	2		
	34 910	DAMPER (R), FRONT	FB44-34-700C	1	NORMAL SUSPENSION, CONVERTIBLE	
			FB01-34-700C	1	NORMAL SUSPENSION COUPE	
			FB44-34-700C	1	HARD SUSPENSION	
	34 910Z	DAMPER (L), FRONT	FB44-34-900C	1	NORMAL SUSPENSION CONVERTIBLE	
			FB01-34-900C	1	NORMAL SUSPENSION COUPE	
			FB43-34-900D	1	HARD SUSPENSION	
	39 055	BOLT	9978-01-285	2		-6201

5801 FC33* -113629
6201 FC33* -129445
7301 FC33* -537230
7401 FC33* -543109

3400A-1 FRONT SUSPENSION MECHANISMS (W/O TURBO) (FOR AUTOMATIC ADJUSTING SUSPENSION)

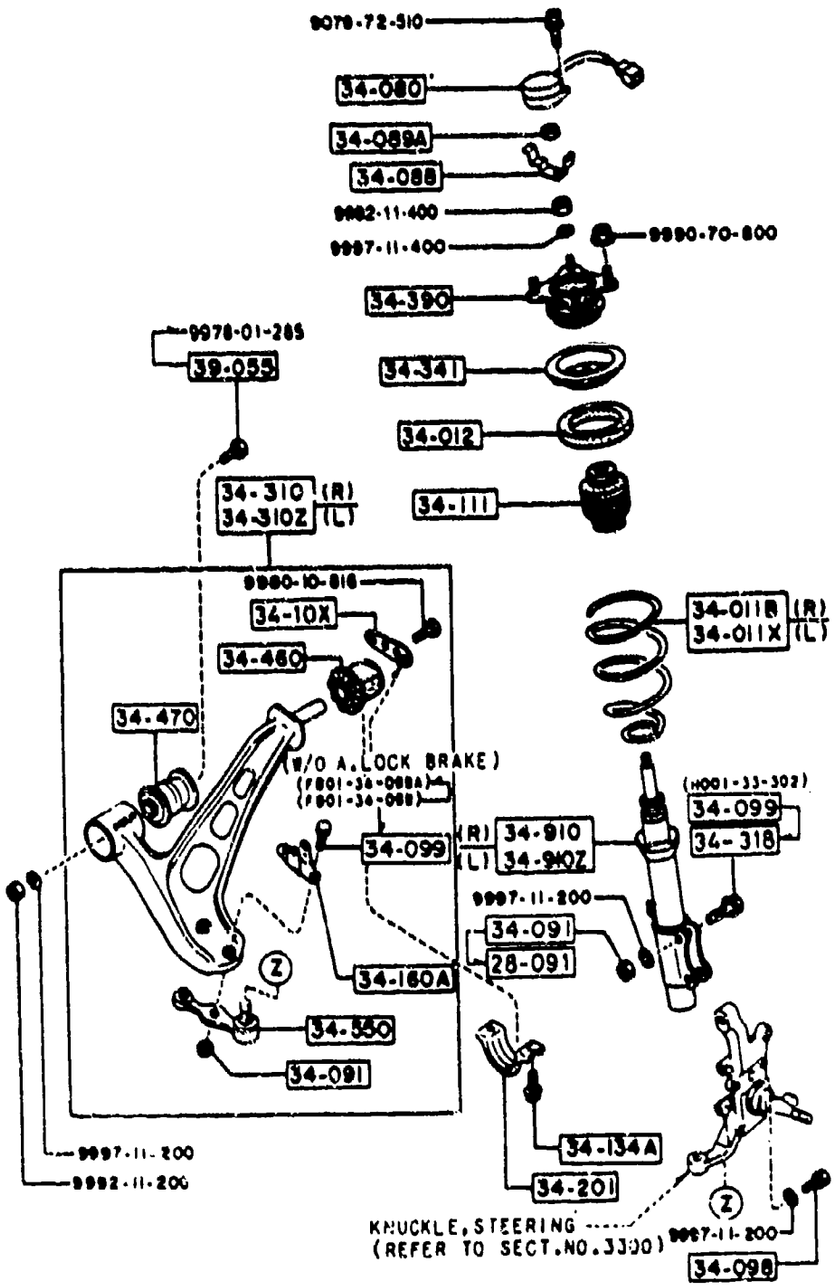

VEHICLE RESTRICTION			
BODY TYPE	HARD SUSP.	A.A.SUSP.	DISC WHEEL
COUPE	-	-	4 HOLES-14"
	×	-	5 HOLES-15"/16"
	×	×	
CONVERTIBLE	-	-	5 HOLES-15"

ITEM NO.	D-CODE	DESCRIPTION	PART NO	QTY	MODEL/DESCRIPTION	REMARKS
	28 091	NUT	H266-28-091	4		7301-
	34 011B	SPRING (R), COIL	FB44-34-011	1	PINK MARK	
	34 011X	SPRING (L), COIL	FB44-34-021	1	GRAY MARK	
	34 012	SHEET, RUBBER	FB01-34-012	2		
	34 080	ACTUATOR	FB07-34-080A	2		
	34 088	PLATE SET	H126-34-088A	2		
	34 089A	NUT	G054-34-089A	2		
	34 091	NUT	8001-34-091	8		-7301
				4		7301-
	34 098	BOLT	FB01-34-098	2		
	34 099	BOLT	H001-33-302	4		-7301
			FB01-34-099A	4		
	34 10X	STOPPER, BUMP	FB01-34-312	2	W/O A.B.S.	-5801
	34 111	BUMPER, BOUND	FB01-34-111A	2		
	34 134A	BOLT, TENSION ROD	8871-34-134A	4		
	34 160A	BRACKET, STABILIZER	FB01-34-160A	2		
	34 201	BRACKET, LOWER ARM	FB01-34-201	2		
	34 310	ARM (R), LOWER	FB01-34-310B	1		
	34 310Z	ARM (L), LOWER	FB01-34-360B	1		
	34 318	BOLT, FLANGE-STEERING KNUCKLE	H260-34-318	4		7301-
	34 341	SHEET, SPRING	FB01-34-341	2		
	34 390	RUBBER, MOUNTING	FB01-34-380	2		-6A01
		<A>	FB01-34-380C	2		6513-
	34 460	BUSHING, RUBBER-LOWER ARM	FB01-34-460	2		
	34 470	BUSHING, RUBBER-FRONT	FB01-34-470	2		
	34 550	BALL JOINT, LOWER	FB01-34-550	2		
	34 910	DAMPER (R), FRONT	FB52-34-700A	1		
	34 910Z	DAMPER (L), FRONT	FB52-34-900A	1		
	39 055	BOLT	B092-39-055	2		-6201

5B01	FC33*	-113629
6201	FC33*	-129445
6513	FC33*	-147766
6A01	FC33*	-517640
7301	FC33*	-537230

SECTION INDEX -- CHASSIS

STARTING LOCATION	SECT NO.	SECTION NAME
1 - C11	2500	DRIVESHAFT
1 - D11	2550	REAR DRIVESHAFTS
1 - E11	2600	REAR AXLE
1 - F11	2610	REAR BRAKE MECHANISMS
1 - H11	2710	REAR DIFFERENTIALS (W/O TURBO)(NORMAL DIFFERENTIAL)
1 - J11	2710A	REAR DIFFERENTIALS (W/O TURBO)(LIMITED-SLIP DIFFERENTIAL)
1 - L11	2710C	REAR DIFFERENTIALS (TURBO)(LIMITED-SLIP DIFFERENTIAL)
1 - N11	2800	REAR SUSPENSION MECHANISMS (W/O TURBO) (W/O AUTOMATIC ADJUSTING SUSPENSION)
1 - C12	2800A	REAR SUSPENSION MECHANISMS (W/O TURBO) (FOR AUTOMATIC ADJUSTING SUSPENSION)
1 - D12	2800B	REAR SUSPENSION MECHANISMS (TURBO)
1 - F12	2810	REAR STABILIZER
1 - F12	2830	REAR LOWER ARMS & SUB-FRAME
1 - H12	3200	STEERING WHEEL
1 - I12	3210	STEERING COLUMN & SHAFTS
1 - J12	3210A	STEERING COLUMN & SHAFTS (W/ POWER STEERING)
1 - K12	3220	STEERING GEAR (W/O POWER STEERING)
1 - L12	3220A	STEERING GEAR (W POWER STEERING)
1 - M12	3230	STEERING LINKAGE SYSTEM
1 - C13	3240	POWER STEERING SYSTEM
1 - E13	3300	FRONT AXLE & BRAKE MECHANISMS (FOR NORMAL SUSPENSION)
1 - I13	3300A	FRONT AXLE & BRAKE MECHANISMS (FOR HARD SUSPENSION) (W O ANTI-LOCK BRAKE SYSTEM)
1 - K13	3300B	FRONT AXLE & BRAKE MECHANISMS (FOR HARD SUSPENSION) (ANTI-LOCK BRAKE SYSTEM)
1 - M13	3400	FRONT SUSPENSION MECHANISMS (W O TURBO) (W O AUTOMATIC ADJUSTING SUSPENSION)
1 - N13	3400A	FRONT SUSPENSION MECHANISMS (W O TURBO) (FOR AUTOMATIC ADJUSTING SUSPENSION)
1 - C14	3400B	FRONT SUSPENSION MECHANISMS (TURBO)
1 - D14	3410	CROSSMEMBER & STABILIZER
1 - E14	3700	TIRES & JACK (W O TURBO)
1 - H14	3700A	TIRES & JACK (TURBO)
1 - J14	3900B	ENGINE & TRANSMISSION MOUNTINGS (W O TURBO)
1 - K14	3900BA	ENGINE & TRANSMISSION MOUNTINGS (TURBO)
1 - L14	4000B	EXHAUST SYSTEM (W/O TURBO)
1 - C15	4000BA	EXHAUST SYSTEM (TURBO)
1 - F15	4140B	CLUTCH RELEASE & MASTER CYLINDERS (MANUAL TRANSMISSION)
1 - F15	4160	ACCELERATOR CONTROL SYSTEM
1 - G15	4200	FUEL TANK
1 - H15	4300	CLUTCH & BRAKE PEDALS
1 - J15	4340	BRAKE MASTER CYLINDER & POWER BRAKE (W/O ANTI-LOCK BRAKE SYSTEM)
1 - L15	4340A	BRAKE MASTER CYLINDER & POWER BRAKE (ANTI-LOCK BRAKE SYSTEM)
1 - N15	4360	BRAKE PIPINGS (W/O ANTI-LOCK BRAKE SYSTEM)
1 - C16	4360A	BRAKE PIPINGS (ANTI-LOCK BRAKE SYSTEM)
1 - D16	4370	ANTI-LOCK BRAKE SYSTEMS
1 - F16	4400	PARKING BRAKE SYSTEM
1 - G16	4500B	FUEL PIPINGS (W/O ANTI-LOCK BRAKE SYSTEM)
1 - H16	4500BA	FUEL PIPINGS (ANTI-LOCK BRAKE SYSTEM)
1 - I16	4600	CHANGE CONTROL SYSTEM (AUTOMATIC TRANSMISSION)

3400B-1 FRONT SUSPENSION MECHANISMS (TURBO)

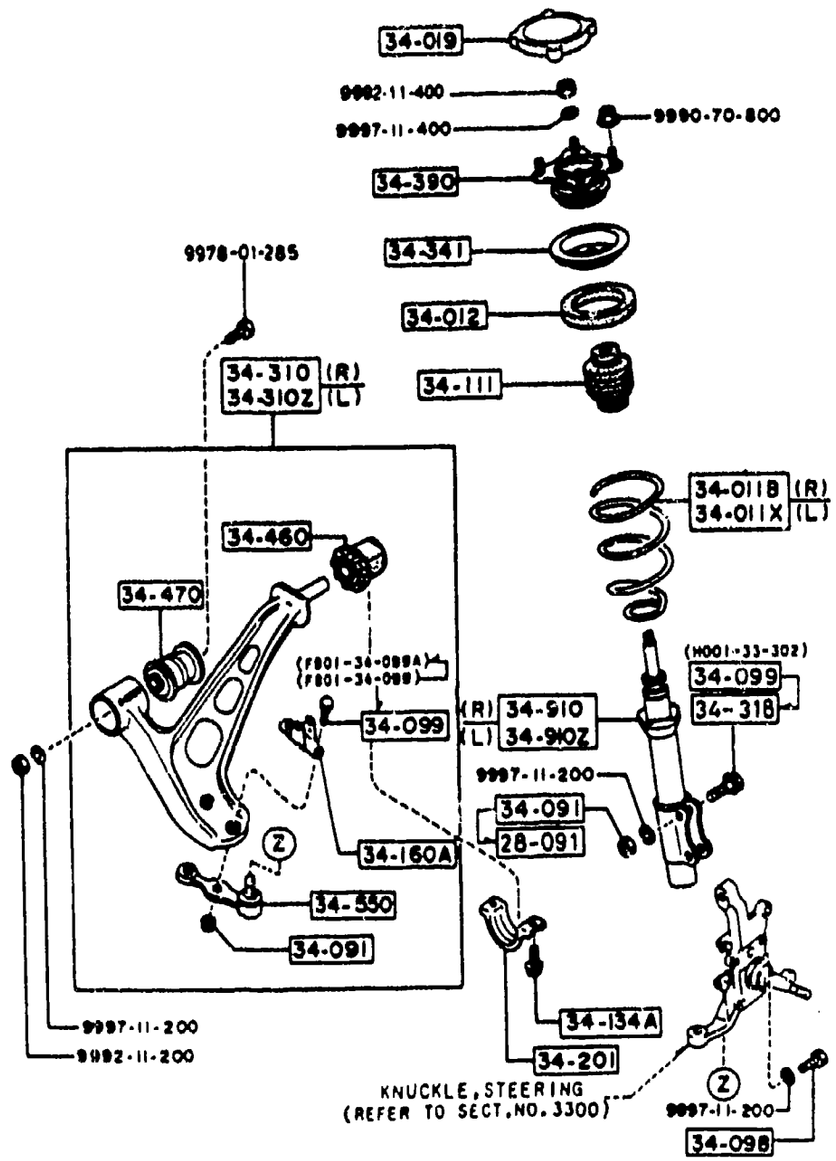

VEHICLE RESTRICTION			
BODY TYPE	HARD SUSP.	A.A. SUSP.	DISC WHEEL
COUPE	–	–	4 HOLES-14"
	×	–	5 HOLES-15"/16"
	×	×	
CONVERTIBLE	–	–	5 HOLES-15"

ITEM NO.	D-CODE	DESCRIPTION	PART NO.	QTY	MODEL/DESCRIPTION	REMARKS
	28 091	NUT	H266-28-091	4		7301-
	34 011B	SPRING (R), COIL	FB44-34-011	1	PINK MARK	
	34 011X	SPRING (L), COIL	FB44-34-021	1	GRAY MARK	
	34 012	SHEET, RUBBER	FB01-34-012	2		
	34 019	CAP, DAMPER	FB01-34-019	2		
	34 091	NUT	B001-34-091	8		-7301
				4		7301-
	34 098	BOLT	FB01-34-098	2		
	34 099	BOLT	H001-33-302	4		-7301
			FB01-34-099A	4		
	34 111	BUMPER, BOUND	FB01-34-111A	2		
	34 134A	BOLT, TENSION ROD	8871-34-134A	4		
	34 160A	BRACKET, STABILIZER	FB01-34-160A	2		
	34 201	BRACKET, LOWER ARM	FC01-34-201	2		
	34 310	ARM (R), LOWER	FB01-34-310B	1		
	34 310Z	ARM (L), LOWER	FB01-34-360B	1		
	34 318	BOLT, FLANG-STEERING KNUCKLE	H260-34-318	4		7301-
	34 341	SHEET, SPRING	FB01-34-341	2		
	34 390	RUBBER, MOUNTING	FB01-34-380	2		-6513
		<A>	FB01-34-380C	2		6513-
	34 460	BUSHING, RUBBER-LOWER ARM	FB01-34-460	2		
	34 470	BUSHING, RUBBER-FRONT	FB01-34-470	2		
	34 550	BALL JOINT, LOWER	FB01-34-550	2		
	34 910	DAMPER (R), FRONT	FB44-34-700C	1		
	34 910Z	DAMPER (L), FRONT	FB44-34-900C	1		

6513 FC33* -147766
7301 FC33* -537230

3410-1 CROSSMEMBER & STABILIZER

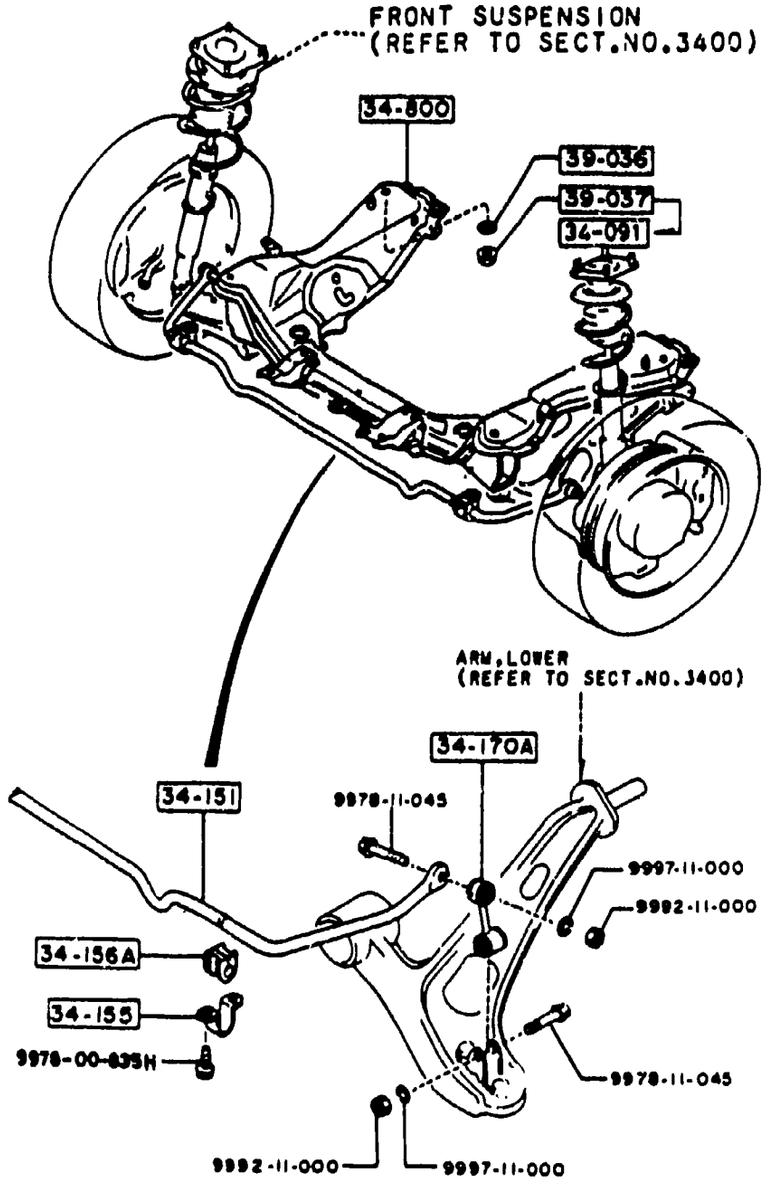

VEHICLE RESTRICTION			
BODY TYPE	HARD SUSP.	A.A.SUSP.	DISC WHEEL
COUPE	–	–	4 HOLES-14"
	×	–	5 HOLES-15"/16"
	×	×	
CONVERTIBLE	–	–	5 HOLES-15"

ITEM NO.	D-CODE	DESCRIPTION	PART NO.	QTY	MODEL/DESCRIPTION	REMARKS
	34 091	NUT	FB01-34-091	4		5906-
	34 151	STABILIZER, FRONT	FB01-34-151C	1	NORMAL SUSPENSION COUPE	
			FB43-34-151C	1	HARD SUSPENSION	
	34 155	PLATE, STABILIZER	FB01-34-155	2		
	34 156A	RUBBER, STABILIZER-FRONT	FB02-34-156A	2	NORMAL SUSPENSION COUPE	
			FB43-34-156I	2	HARD SUSPENSION	
	34 170A	LINK, CONTROL-STABILIZER	FB01-34-170A	2		
	34 800	MEMBER, CROSS	FB67-34-800C	1	NORMAL SUSPENSION CONVERTIBLE	
			FB01-34-800G	1		
	39 036	WASHER	B001-39-036	4		-5906
	39 037	NUT	B001-39-037B	4		-5906

5906 FC33* -103042

3700-1 TIRES & JAKE (W/O TURBO)

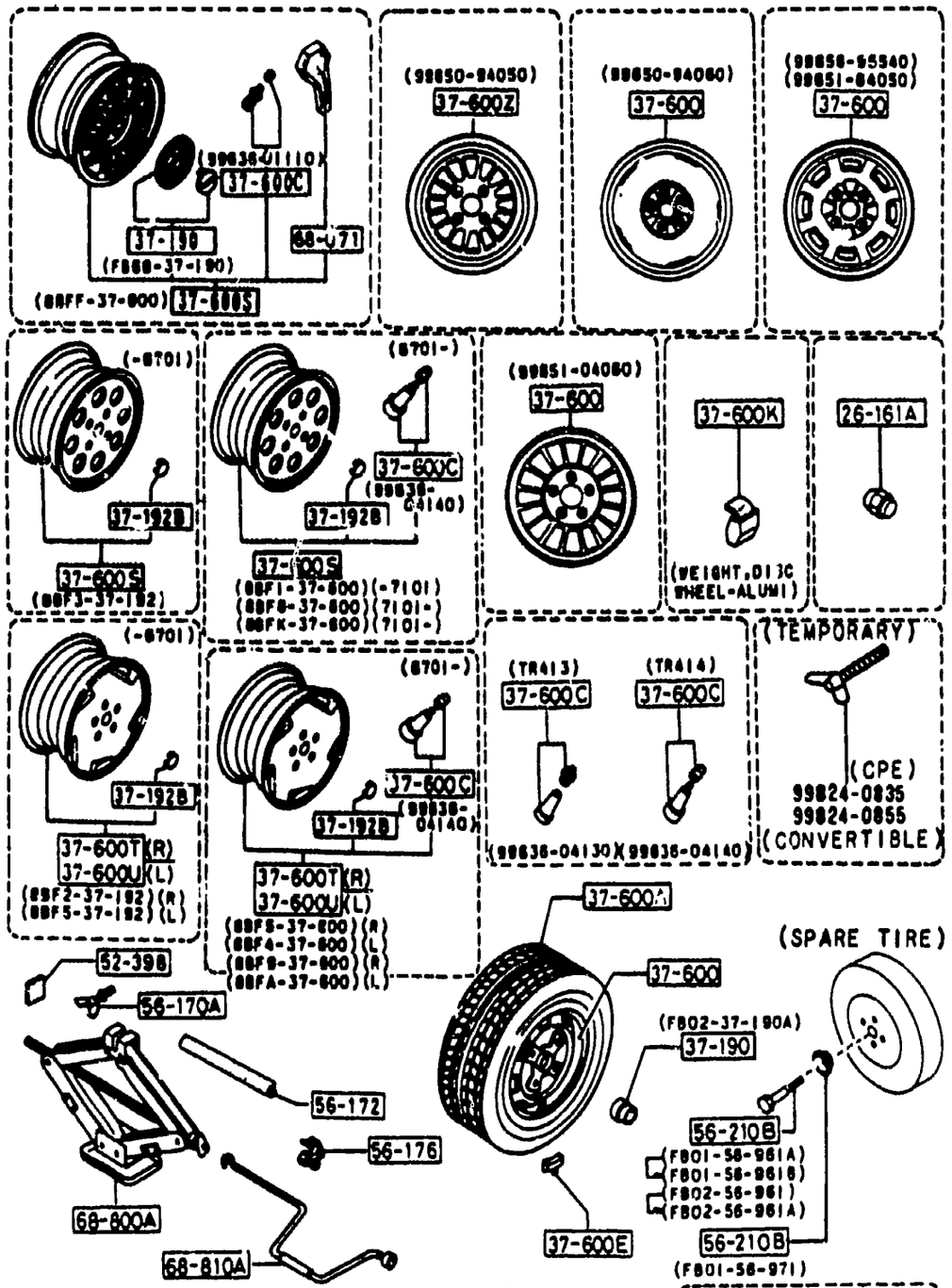

VEHICLE RESTRICTION			
BODY TYPE	HARD SUSP.	A.A. SUSP.	DISC WHEEL
COUPE	–	–	4 HOLES-14"
	×	–	5 HOLES-15"/16"
	×	×	
CONVERTIBLE	–	–	5 HOLES-15"

ITEM NO.	D-CODE	DESCRIPTION	PART NO.	QTY	MODEL/DESCRIPTION	REMARKS
	26 161A	NUT, HUB	B002-37-160	16	PLATED, FOR 4-HOLE DISC WHEEL	
				20	PLATED, FOR 5-HOLE DISC WHEEL	-8201
			0603-26-161	20	NON-BRIGHT, FOR 5-HOLE DISC WHEEL	8201-
	37 190	CAP, CENTER	FB02-37-190A	4	COUPE	
			FB68-37-190	4	CONV.	
	37 192B	EMBLEM, CENTER	FB05-37-192	4	COUPE, NORM SUSP.	7101-7401
		<AN>	F055-37-192	4	COUPE, NORM SUSP.	7101-7401
			FB01-37-192B	4	FOR 6JJ X 15 & 7JJ X 16 ALUM.	-7101
			F05[illegible]-37-192	4	FOR 6JJ X 15 & 7JJ X 16 ALUM. COUPE, HARD SUSP.	7101-
					COUPE, NORM SUSP.	7401-
	37 600	WHEEL, DISC-STEEL	9965-09-406	1	4T X 16, TEMP. COUPE, HARD SUSP.	
			9965-10-406	1	4T X 16, TEMP. CONV.	
			9965-69-554	1	5.5JJ X 14, 4-HOLE STEEL BASE, COUPE, NORM. SUSP.	
			9965-16-405	1	4T X 15, TEMP. BASE, SE, LX	7601-
	37 600A	TIRE	0000-78-559	1	T135/70D15, TEMP. COUPE, NORM SUSP.	
		REFER TO ACC. BULL. NO. XE-1 FOR MORE INFO.	0000-78-5755	1	T135/70D15, TEMP. CONV., COUPE, HARD SUSP.	
			0000-78-202	4	205/60VR15 CONV., COUPE, HARD SUSP.	
			0000-78-850	4	185/70HR14 COUPE	
	37 600C	VALVE, AIR	9963-60-111	4	CONV.	
			9963-60-413	4	COUPE	
	37 600E	WEIGHT, DISC WHEEL-STEEL	9965-53-0005	4	5G	
			9965-53-0010	4	10G	
			9965-53-0015	4	15G	
			9965-53-0020	4	20G	
			9965-53-0025	4	25G	
			9965-53-0030	4	30G	
			9965-53-0035	4	35G	

7101 FC33* -528625
7401 FC33* -543109
7601 FC33* -550168
8201 FC351 -102771

3700-2 TIRES & JACK (W/O TURBO)

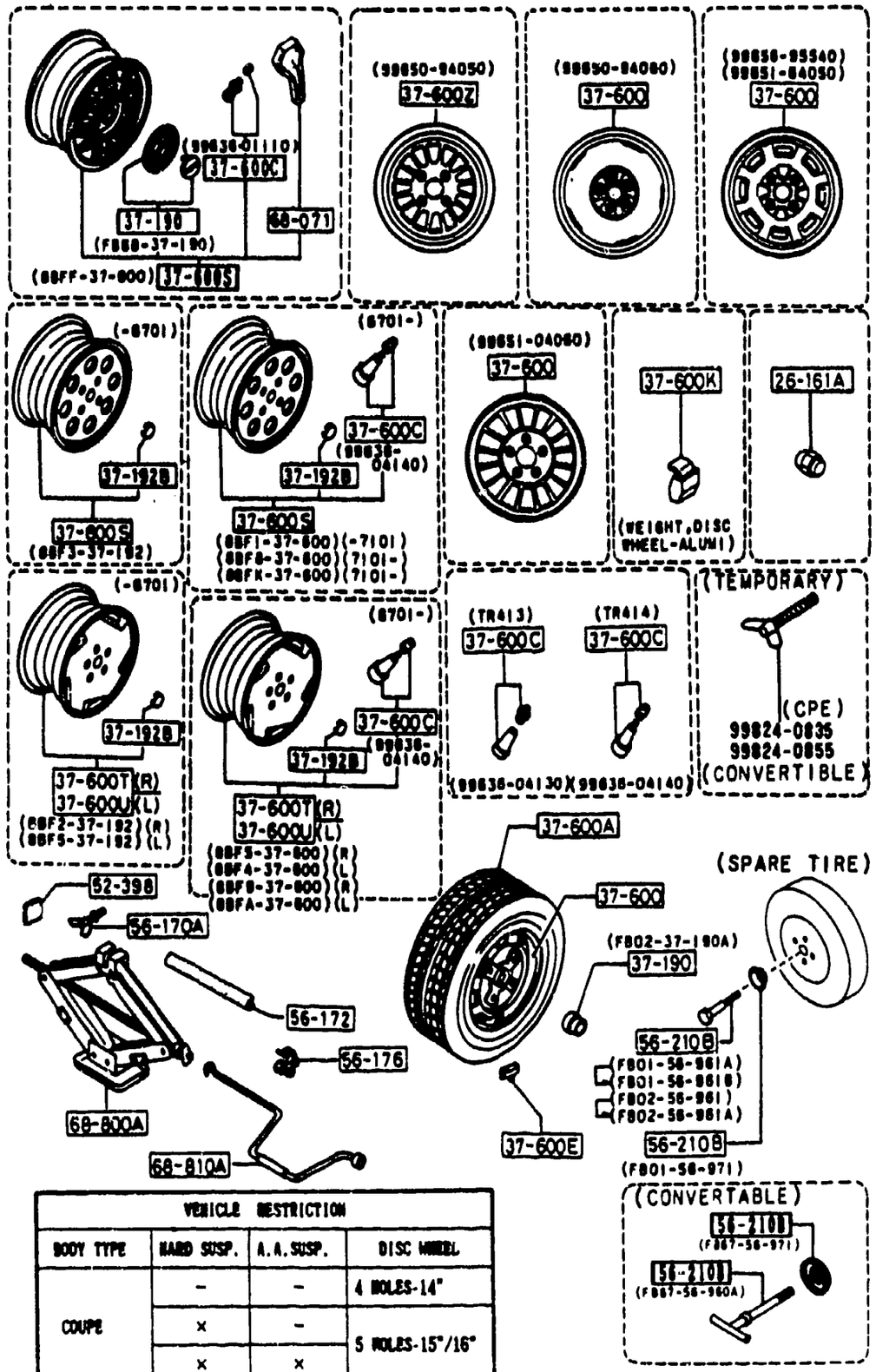

VEHICLE RESTRICTION			
BODY TYPE	HARD SUSP.	A.A. SUSP.	DISC WHEEL
COUPE	–	–	4 HOLES-14"
	×	–	5 HOLES-15"/16"
	×	×	
CONVERTIBLE	–	–	5 HOLES-15"

ITEM NO.	D-CODE	DESCRIPTION	PART NO.	QTY	MODEL/DESCRIPTION	REMARKS
	37 600E (CONT'D)		9965-53-0040	4	40G	
			9965-53-0045	4	45G	
			9965-53-0050	4	50G	
			9965-53-0055	4	55G	
			9965-53-0060	4	60G	
	37 600K	WEIGHT, DISC WHEEL-ALUM.	9965-59-0005	4	5G FOR 1-PIECE WHL.	
			9965-59-0010	4	10G FOR 1-PIECE WHL.	
			9965-59-0015	4	15G FOR 1-PIECE WHL.	
			9965-59-0020	4	20G FOR 1-PIECE WHL.	
			9965-59-0025	4	25G FOR 1-PIECE WHL.	
			9965-59-0030	4	30G FOR 1-PIECE WHL.	
			9965-59-0035	4	35G FOR 1-PIECE WHL.	
			9965-59-0040	4	40G FOR 1-PIECE WHL.	
			9965-59-0045	4	45G FOR 1-PIECE WHL.	
			9965-59-0050	4	50G FOR 1-PIECE WHL.	
			9965-59-0055	4	55G FOR 1-PIECE WHL.	
			9965-59-0060	4	60G FOR 1-PIECE WHL.	
			9965-61-0005	4	5G FOR 2-PIECE WHL.	
			9965-61-0010	4	10G FOR 2-PIECE WHL.	
			9965-61-0015	4	15G FOR 2-PIECE WHL.	
			9965-61-0020	4	20G FOR 2-PIECE WHL.	
			9965-61-0025	4	25G FOR 2-PIECE WHL.	
			9965-61-0030	4	30G FOR 2-PIECE WHL.	
			9965-61-0035	4	35G FOR 2-PIECE WHL.	
			9965-61-0040	4	40G FOR 2-PIECE WHL.	
			9965-61-0045	4	45G FOR 2-PIECE WHL.	
			9965-61-0050	4	50G FOR 2-PIECE WHL.	
			9965-61-0055	4	55G FOR 2-PIECE WHL.	
			9965-61-0060	4	60G FOR 2-PIECE WHL.	
	37 600S	WHEEL SET, DISC-ALUM.	8BF3-37-192	4	5.5JJ X 14, PEWTER NORM. SUSP.-SE, LX	-6701
		REFER TO PARTS BULL. NO. T-2-1 FOR MORE WHEEL INFO.				
			8BF1-37-600	4	5.5JJ X 14, BRIGHT NORM. SUSP.-SE, LX	6701-7101
			8BFK-37-600	4	5.5JJ X 14, TOPY MAKE NORM. SUSP.-SE, LX	7101-
			8BF8-37-600	4	5.5JJ X 14, NKK MAKE NORM. SUSP.-SE, LX	7101-
			8BFF-37-600A	4	6.5JJ X 15, CONV. NORM. SUSP.	

6701 FC33* -500010
7101 FC33* -528625

3700-3 TIRES & JACK (W/O TURBO)

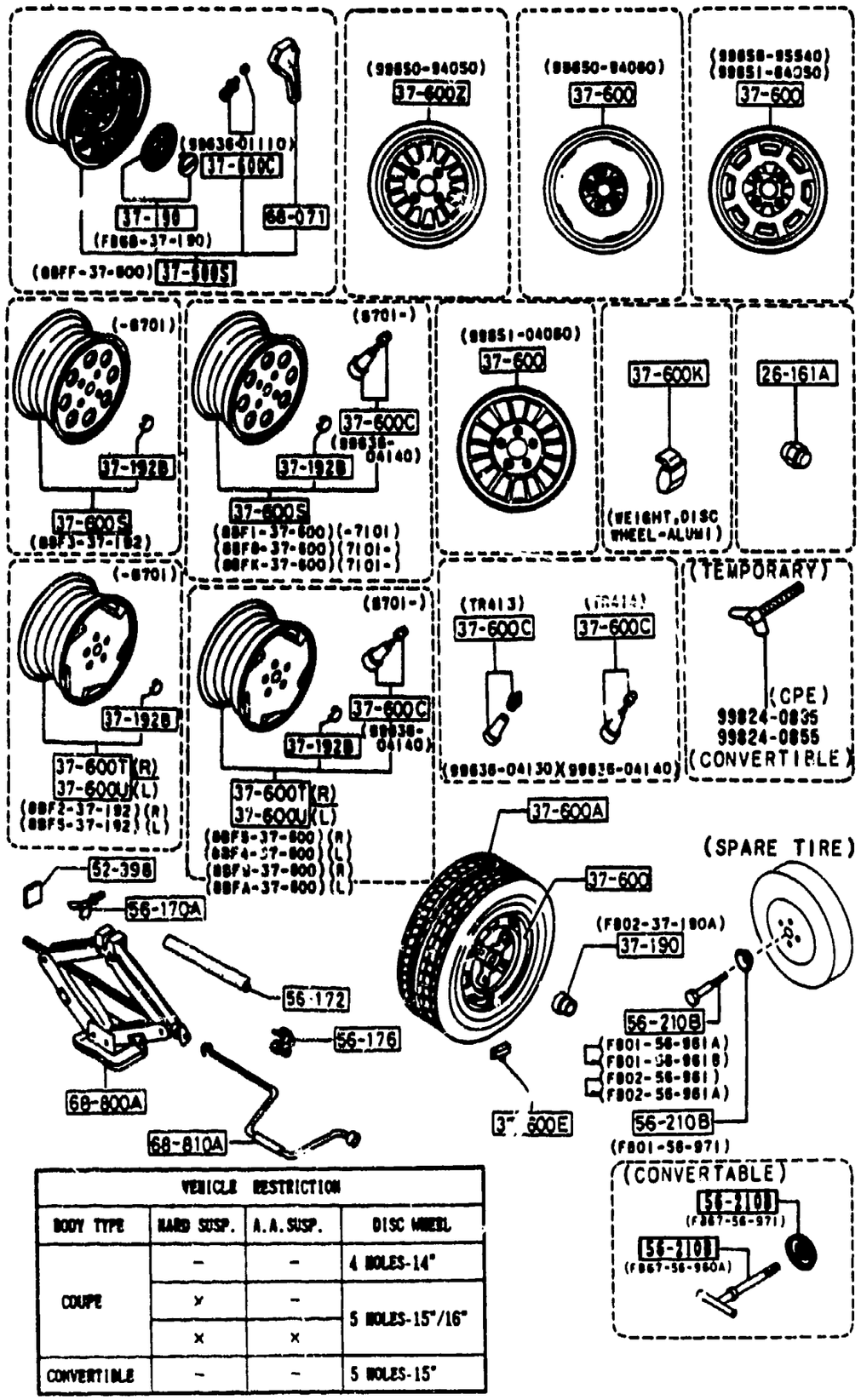

VEHICLE RESTRICTION			
BODY TYPE	HARD SUSP.	A.A. SUSP.	DISC WHEEL
COUPE	–	–	4 HOLES-14"
	×	–	5 HOLES-15"/16"
	×	×	
CONVERTIBLE	–	–	5 HOLES-15"

ITEM NO.	D-CODE	DESCRIPTION	PART NO.	QTY	MODEL/DESCRIPTION	REMARKS
	37 600T	WHEEL SET (R), DISC.-ALUM.	8BF2-37-192	2	6JJ X 15, 5-HOLE PEWTER HARD SUSP.-SPORT, GTU, GXL	-6701
		REFER TO PARTS BULL. NO. T-2-1 FOR MORE WHEEL INFO.				
			8BF5-37-600	2	6JJ X 15, 5-HOLE BRIGHT HARD SUSP.-SPORT, GTU, GXL	6701-7101
			8BF9-37-600	2	6JJ X 15, 5-HOLE POLISHED HARD SUSP.-SPORT, GTU, GXL	7101-
	37 600U	WHEEL SET (L), DISC.-ALUM.	8BF5-37-192	2	6JJ X 15, 5-HOLE PEWTER HARD SUSP.-SPORT, GTU, GXL	-6701
		REFER TO PARTS BULL. NO. T-2-1 FOR MORE WHEEL INFO.				
			8BF4-37-600	2	6JJ X 15, 5-HOLE BRIGHT HARD SUSP.-SPORT, GTU, GXL	6701-7101
			8BFA-37-600	2	6JJ X 15, 5-HOLE POLISHED HARD SUSP.-SPORT, GTU, GXL	7101-
	37 600Z	WHEEL, DISC-ALUM.	9965-09-405	1	4T X 15, TEMP. COUPE, NORM SUSP.	-7601
	52 398	PAD, TANK PROTECTOR	0566-52-398A	1		
	56 170A	BOLT, JACK SET	FB01-56-177	1		
	56 172	WELT, SEAMING-JACK	1901-56-172A	1		
	56 176	HOLDER, JACK HANDLE	FE0.-56-176	1		
	56 210B	CLAMP, SPARE TIRE	F067-56-960A	1	L=110MM, CONV.	
			FB67-56-971	1	CONV.	8A25-
			FB01-56-971	1	COUPE	
			FB02-56-961A	1	L-159MM NORM. SUSP.-BASE, SE, LX	•
			FB01-56-961B	1	L-165MM HARD SUSP.-SPORT, GTU, GXL	
	68 071	WRENCH, WHEEL CAP	F057-68-071	1	CONV.	
	68 800A	JACK	FB07-37-790A	1		
	68 810A	HANDLE, JACK	FB01-37-810	1		

6701	FC33*	-500010
7101	FC33*	-528625
7601	FC33*	-550168
8A25	FC351	-108679

3700A-1 TIRES & JACK (TURBO)

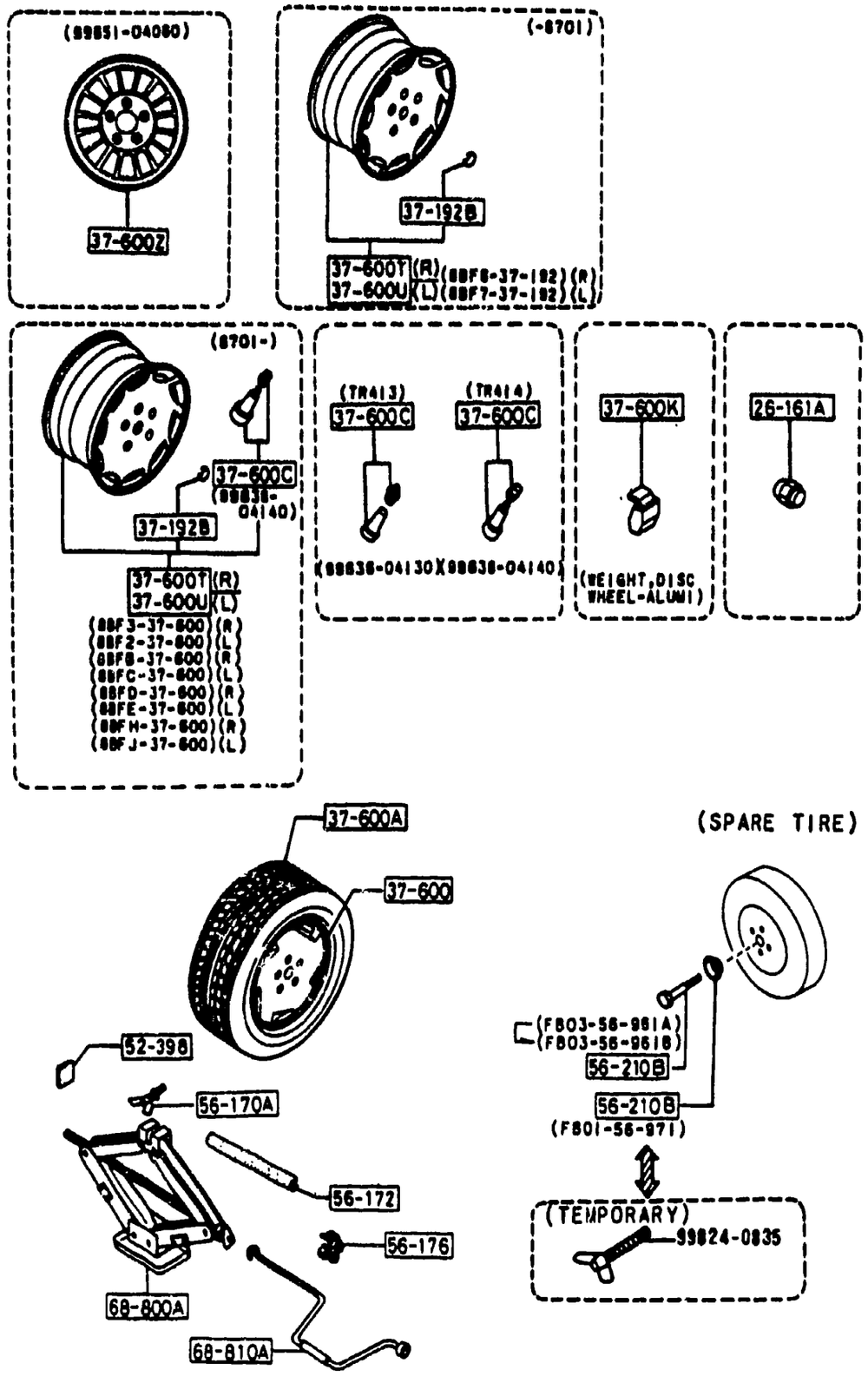

ITEM NO.	D-CODE	DESCRIPTION	PART NO.	QTY	MODEL/DESCRIPTION	REMARKS
	26 161A	NUT, HUB	B002-37-160	20	PLATED	
	37 192B	EMBLEM, CENTER	FB79-37-192	4	FOR 7JJ X 16, ALUM. WHITE 10TH ANNIV. ED.	
			FB01-37-192B	4	FOR 6JJ X 15 & 7JJ X 16 ALUM.	-7101
			F055-37-192	4	FOR 6JJ X 15 & 7JJ X 16 ALUM.	7101-
	37 600A	TIRE	0000-78-5755	1	T135/70D16, TEMP.	
		REFER TO ACC. BULL. NO. XE-1 FOR MORE INFO.				
			0000-78-0208	4	205/55VR16	
	37 600C	VALVE, AIR	9963-60-413	4		
	37 600K	WEIGHT, DISC WHEEL-ALUM.	9965-59-0005	4	5G FOR 1-PIECE WHL.	
			9965-59-0010	4	10G FOR 1-PIECE WHL.	
			9965-59-0015	4	15G FOR 1-PIECE WHL.	
			9965-59-0020	4	20G FOR 1-PIECE WHL.	
			9965-59-0025	4	25G FOR 1-PIECE WHL.	
			9965-59-0030	4	30G FOR 1-PIECE WHL.	
			9965-59-0035	4	35G FOR 1-PIECE WHL.	
			9965-59-0040	4	40G FOR 1-PIECE WHL.	
			9965-59-0045	4	45G FOR 1-PIECE WHL.	
			9965-59-0050	4	50G FOR 1-PIECE WHL.	
			9965-59-0055	4	55G FOR 1-PIECE WHL.	
			9965-59-0060	4	60G FOR 1-PIECE WHL.	
	37 600T	WHEEL SET (R), DISC-ALUM.	8BFH-37-600	2	7JJ X 16, 10TH ANNIV. ED.	
		REFER TO PARTS BULL. NO. T-2-1 FOR MORE WHEEL INFO.				
			8BF6-37-192	2	7JJ X 16, PEWTER	-6701
			8BF3-37-600	2	7JJ X 16, BRIGHT	6701-7101
			8BFB-37-600	2	7JJ X 16, POLISHED	7101-7701
			8BFD-37-600	2	7JJ X 16, POLISHED	7701-
	37 600U	WHEEL SET (L), DISC-ALUM.	8BFJ-37-600	2	7JJ X 16, 10TH ANNIV. ED.	
		REFER TO PARTS BULL. NO. T-2-1 FOR MORE WHEEL INFO.				
			8BF7-37-192	2	7JJ X 16, PEWTER	-6701
			8BF2-37-600	2	7JJ X 16, BRIGHT	6701-7101
			8BFC-37-600	2	7JJ X 16, POLISHED	7101-7701
			8BFE-37-600	2	7JJ X 16, POLISHED	7701-
	37 600Z	WHEEL, DISC-ALUM.	9965-10-406	1	4T X 16, TEMP.	
	52 398	PAD, TANK PROTECTOR	0866-52-398A	1		
	56 170A	BOLT, JACK SET	FB01-56-177	1		

6701	FC33*	-500010
7101	FC33*	-528625
7701	FC33*	-550169

3700A-2 TIRES & JACK (TURBO)

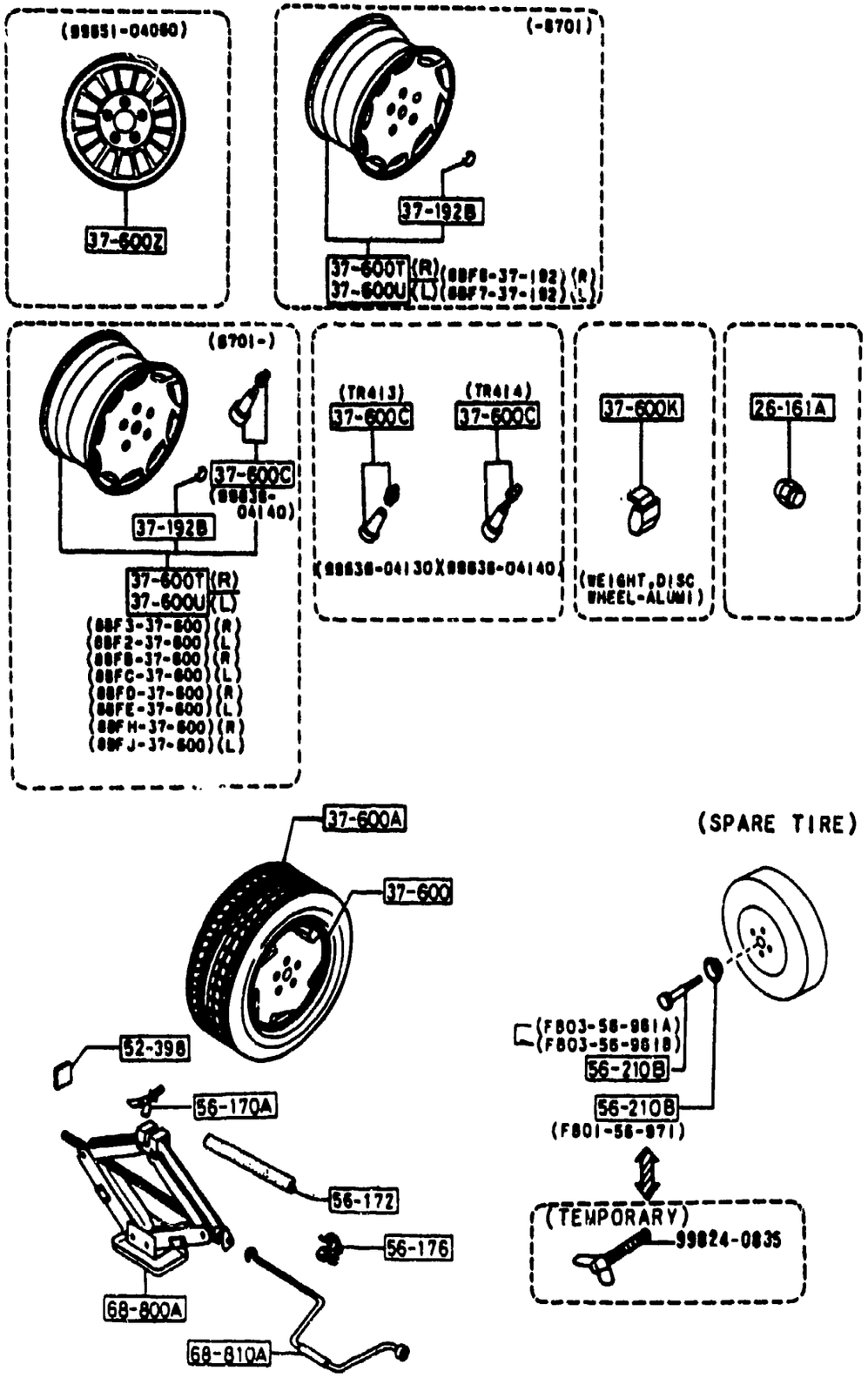

ITEM NO.	D-CODE	DESCRIPTION	PART NO.	QTY	MODEL/DESCRIPTION	REMARKS
	56 172	WELT, SEAMING-JACK	FB01-56-172A	1		
	56 176	HOLDER, JACK HANDLE	FB01-56-176	2		
	56 210B	CLAMP, SPARE TIRE	FB01-56-971	1	10TH ANNIV. ED.	
			FB03-56-961B	1	L=178MM	
	68 800A	JACK	FB07-37-790A	1		
	68 810A	HANDLE, JACK	FB01-37-810	1		

3900B-1 ENGINE & TRANSMISSION MOUNTINGS (W/O TURBO)

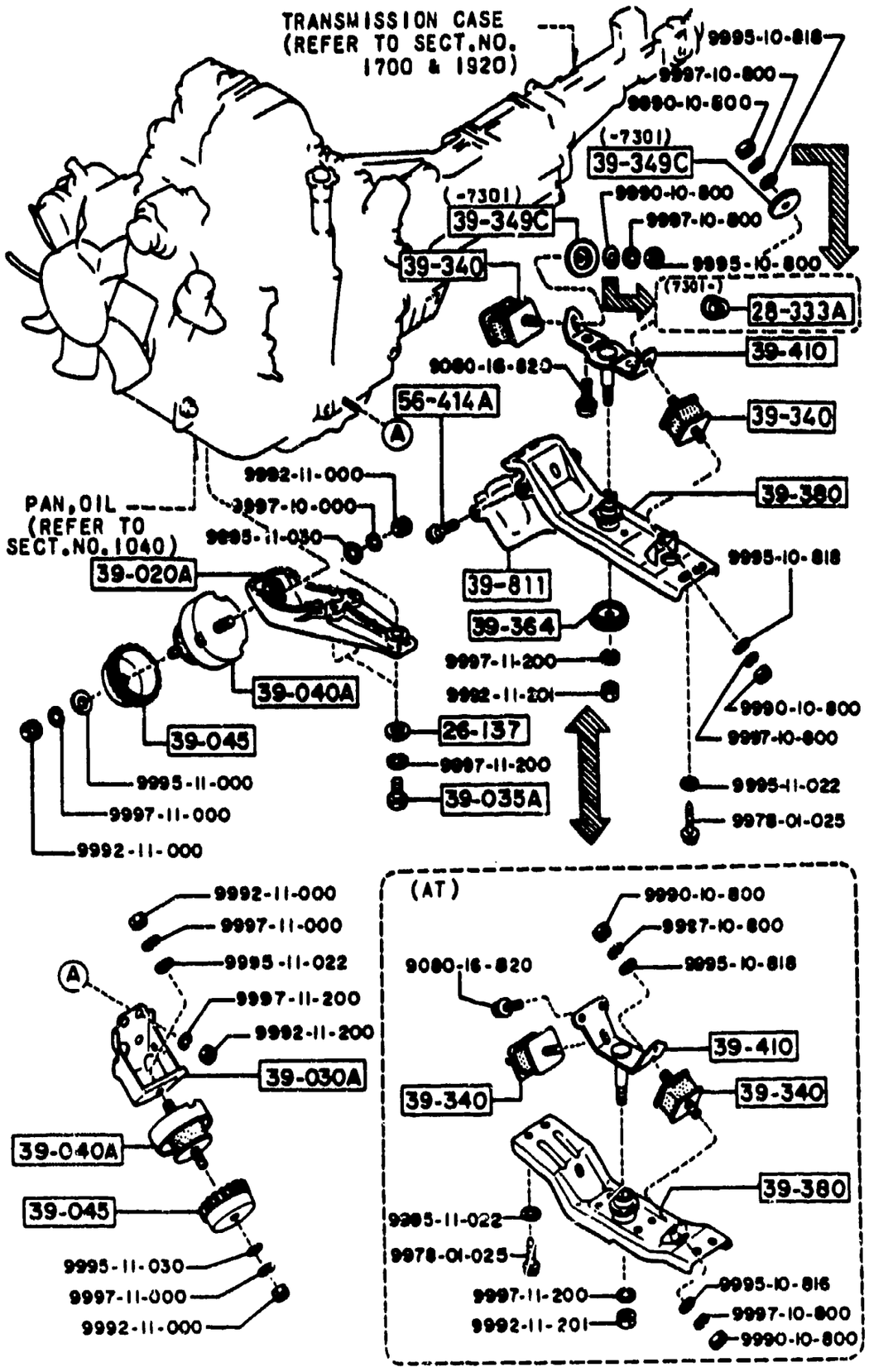

ITEM NO.	D-CODE	DESCRIPTION	PART NO.	QTY	MODEL/DESCRIPTION	REMARKS
	26 137	WASHER, PLAIN-LOWER ARM	FB01-26-137	3		
	28 333A	NUT, FLANGE	H001-28-333	2	M/T	7301-
	39 020A	BRACKET (R), ENGINE	FB01-39-021A	1		
	39 030A	BRACKET (L), ENGINE	FB01-39-031	1		
	39 035A	BOLT	FB01-39-022	3		
	39 040A	RUBBER, ENGINE MOUNTING	FB67-39-040A	2	CONVERTIBLE	
			FB01-39-040A	2	COUPE	
	39 045	CASING, STOPPER	3975-39-045	2		
	39 340	RUBBER, TRANSMISSION MOUNTING	FB01-39-340A	2	COUPE, M/T	
			FB67-39-340A	2	CONVERTIBLE	
	39 349C	WEIGHT, TRANSMISSION BRACKET	FB01-39-349	2	M/T	-7301
	39 364	WASHER	FB01-39-364	1		
	39 380	MEMBER, TRANSMISSION MOUNTING	FB01-39-370D	1	M/T	
			FB02-39-370C	1	A/T	
	39 410	BRACKET, TRANSMISSION MOUNTING	FB01-39-350A	1	M/T	
			FB02-39-350A	1	A/T	
	39 811	INSULATOR	FB01-39-385	1	M/T	
	56 414A	BOLT, SILENCER	FB01-56-416	3	M/T	

7301 FC33* -537230

3900BA-1 ENGINE & TRANSMISSION MOUNTINGS (TURBO)

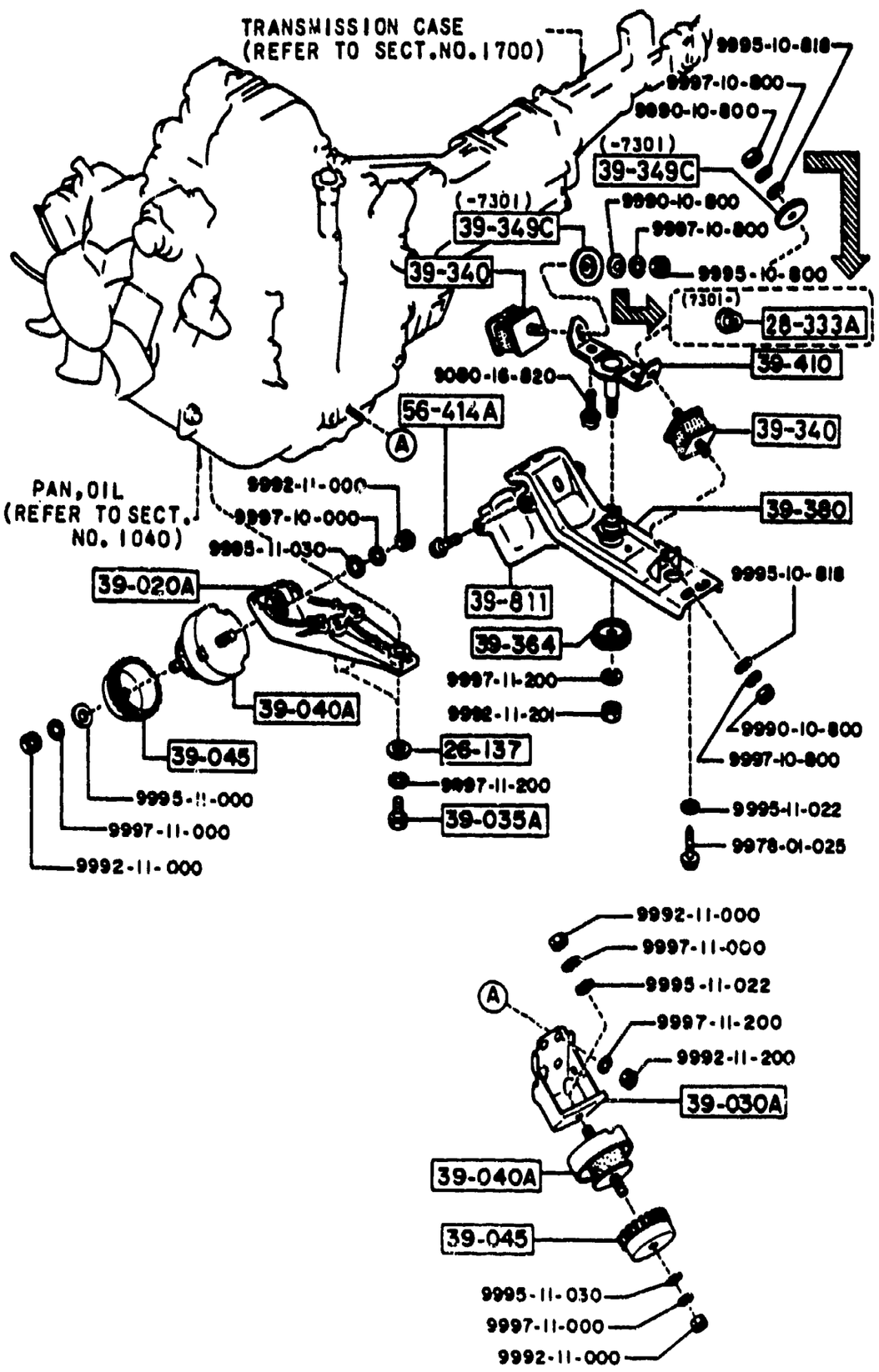

ITEM NO.	D-CODE	DESCRIPTION	PART NO.	QTY	MODEL/DESCRIPTION	REMARKS
	26 137	WASHER, PLAIN-LOWER ARM	FB01-26-137	3		
	28 333A	NUT, FLANGE	H001-28-333	2		7301-
	39 020A	BRACKET (R), ENGINE	FB01-39-021A	1		
	39 030A	BRACKET (L), ENGINE	FB01-39-031	1		
	39 035A	BOLT	FB01-39-022	3		
	39 040A	RUBBER, ENGINE MOUNTING	FB01-39-040A	2		
	39 045	CASING, STOPPER	3975-39-045	2		
	39 340	RUBBER, TRANSMISSION MOUNTING	FB01-39-340A	2		
	39 349C	WEIGHT, TRANSMISSION BRACKET	FB01-39-349	2		-7301
	39 364	WASHER	FB01-39-364	1		
	39 380	MEMBER, TRANSMISSION	F044-39-370D	1		
	39 410	BRACKET, TRANSMISSION MOUNTING	FB01-39-350A	1		
	39 811	INSULATOR	FB01-39-385	1		
	56 414A	BOLT, SILENCER	FB01-56-416	3		

7301 FC33* -537230

4000B-1 EXHAUST SYSTEM (W/O TURBO)

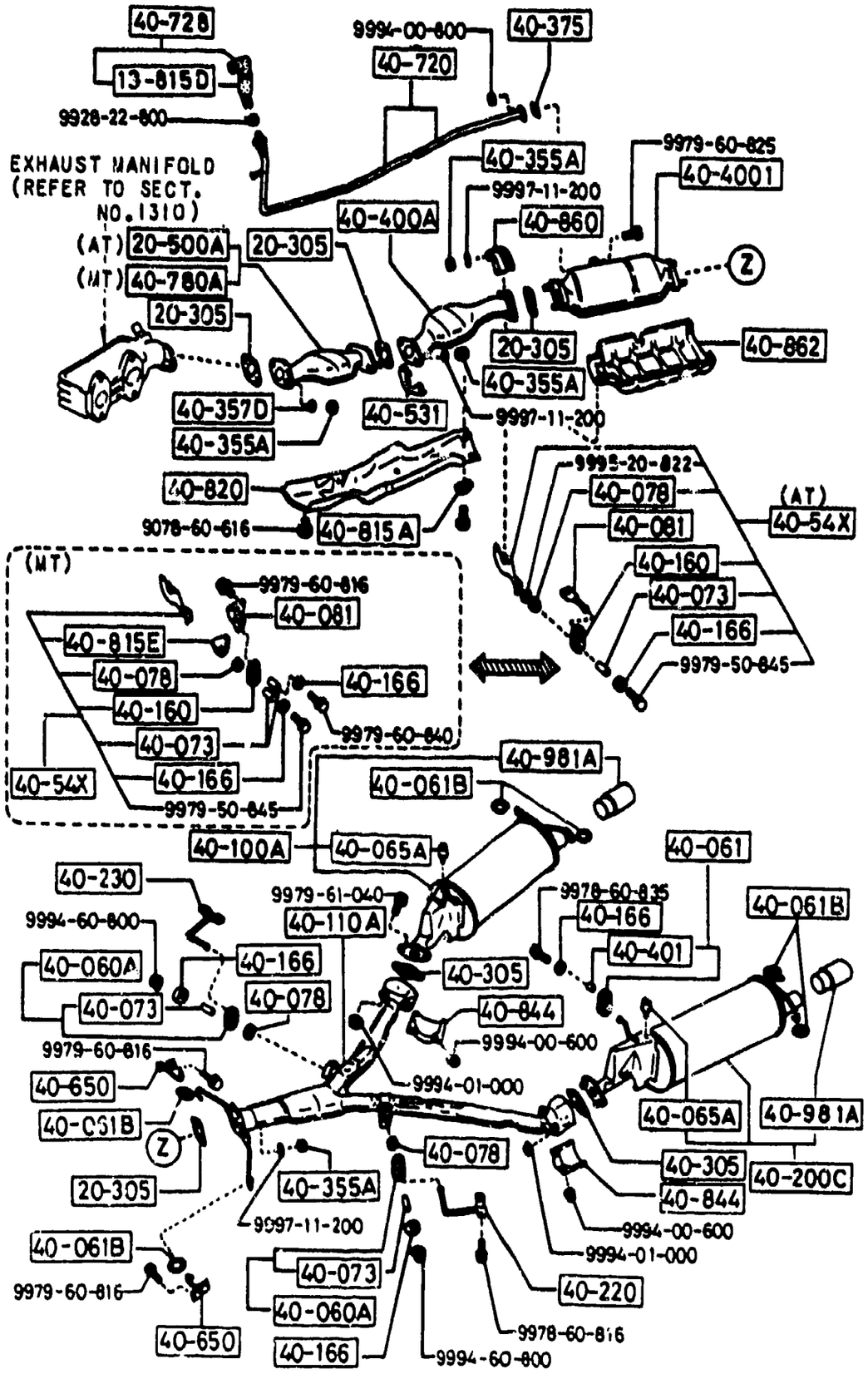

ITEM NO.	D-CODE	DESCRIPTION	PART NO.	QTY	MODEL/DESCRIPTION	REMARKS
	13 815D	PROTECTOR, AIR HOSE	N326-13-815	1		6101-
	20 305	GASKET, EXHAUST PIPE-CONVERTER	N326-40-305	4		
	20 500A	CONVERTER, MONOLITH	N327-20-500	1	A/T	
	40 060A	HANGER, SILENCER	N326-40-060B	2		
	40 061	HANGER, SILENCER	N328-40-060	2		
	40 C61B	RUBBER, HANGER	N225-40-061	6		
	40 065A	RUBBER, STOPPER	N326-40-065	2		5C01-
	40 073	SPACER	N304-40-073A	3	A/T	
				4	M/T	
	40 078	GASKET	N304-40-078A	3		
	40 081	BRACKET	N326-40-080	1	M/T	
			N327-40-080	1	A/T	
	40 100A	SILENCER (R), MAIN	N338-40-100B	1	CONVERTIBLE	
			N326-40-100L	1	COUPE	
	40 110A	PIPE, MIDDLE	N319-40-600B	1	CONVERTIBLE	
			N326-40-600E	1	COUPE	
	40 160	HANGER, SILENCER	N304-40-161A	1	A/T	
			1114-40-160	1	M/T	
	40 166	WASHER	0820-40-166	5	A/T	
				6	M/T	
	40 200C	SILENCER (L), MAIN	N338-40-200A	1	CONVERTIBLE	
		<AN>	N338-40-200B	1		
			N326-40-200J	1	COUPE	
	40 220	BRACKET, HANGER	N326-40-69XB	1		
	40 230	BRACKET, HANGER	N326-40-690B	1		
	40 305	GASKET	N327-40-305	2		
	40 355A	NUT	8118-40-355	8		
	40 357D	WASHER	N326-40-357	2		
	40 375	GASKET	1480-40-375	1		
	40 4001	CONVERTER, MONOLITH	N326-20-600A	1		
	40 400A	CONVERTER NO. 2, PRE	N326-20-550	1		
	40 401	INSULATOR	0820-40-165	2		
	40 54X	BRACKET, HANGER-MONOLITHIC CONVERTER	N326-40-54X	1	M/T	
			N327-40-54X	1	A/T	
	40 650	BRACKET, HANGER	N326-40-640	2		
	40 720	PIPE, AIR	N338-20-840	1	CONVERTIBLE	
			N326-20-840B	1	COUPE	
	40 728	HOSE, AIR	N326-20-750	1		
	40 780A	CONVERTER NO. 1, PRE	N326-20-500A	1	M/T	

5C01 FC33* -118628
6101 FC33* -124137

4000B-2 EXHAUST SYSTEM (W/O TURBO)

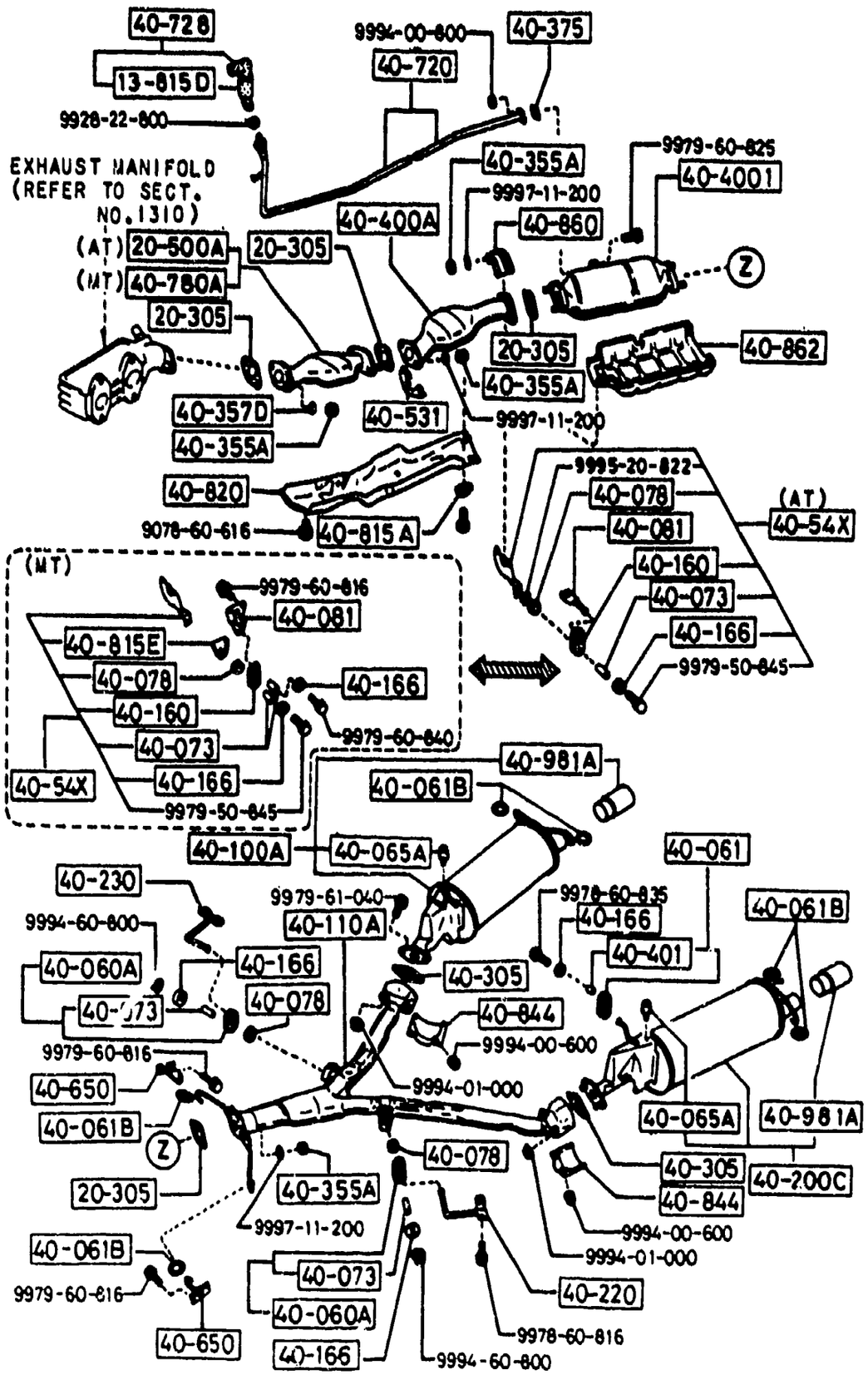

ITEM NO.	D-CODE	DESCRIPTION	PART NO.	QTY	MODEL/DESCRIPTION	REMARKS
	40 815A	WASHER	1480-40-815	2		
	40 815E	PROTECTOR, HANGER BRACKET	N326-40-815	1	M/T	
	40 820	PROTECTOR NO. 2	N326-40-874B	1		
	40 844	PROTECTOR, MIDDLE PIPE-LOW	N326-40-844	2		-7401
	40 860	PROTECTOR, CONVERTER	N326-40-861A	1		
	40 862	PROTECTOR, CONVERTER	N326-40-870A	1		
	40 981A	GARNISH, TAIL PIPE	N326-40-990A	2		-6701
			N326-40-990C	2		6701-

6701 FC33* -500010
7401 FC33* -543109

SECTION INDEX -- CHASSIS

STARTING LOCATION	SECT. NO.	SECTION NAME
1 - C11	2500	DRIVESHAFT
1 - D11	2550	REAR DRIVESHAFTS
1 - E11	2600	REAR AXLE
1 - F11	2610	REAR BRAKE MECHANISMS
1 - H11	2710	REAR DIFFERENTIALS (W/O TURBO)(NORMAL DIFFERENTIAL)
1 - J11	2710A	REAR DIFFERENTIALS (W/O TURBO)(LIMITED-SLIP DIFFERENTIAL)
1 - L11	2710C	REAR DIFFERENTIALS (TURBO)(LIMITED-SLIP DIFFERENTIAL)
1 - N11	2800	REAR SUSPENSION MECHANISMS (W/O TURBO) (W/O AUTOMATIC ADJUSTING SUSPENSION)
1 - C12	2800A	REAR SUSPENSION MECHANISMS (W/O TURBO) (FOR AUTOMATIC ADJUSTING SUSPENSION)
1 - D12	2800B	REAR SUSPENSION MECHANISMS (TURBO)
1 - E12	2610	REAR STABILIZER
1 - F12	2830	REAR LOWER ARMS & SUB-FRAME
1 - H12	3200	STEERING WHEEL
1 - I12	3210	STEERING COLUMN & SHAFTS
1 - J12	3210A	STEERING COLUMN & SHAFTS (W POWER STEERING)
1 - K12	3220	STEERING GEAR (W/O POWER STEERING)
1 - L12	3220A	STEERING GEAR (W POWER STEERING)
1 - M12	3230	STEERING LINKAGE SYSTEM
1 - C13	3240	POWER STEERING SYSTEM
1 - E13	3300	FRONT AXLE & BRAKE MECHANISMS (FOR NORMAL SUSPENSION)
1 - I13	3300A	FRONT AXLE & BRAKE MECHANISMS (FOR HARD SUSPENSION) (W/O ANTI-LOCK BRAKE SYSTEM)
1 - K13	3300B	FRONT AXLE & BRAKE MECHANISMS (FOR HARD SUSPENSION) (ANTI-LOCK BRAKE SYSTEM)
1 - M13	3400	FRONT SUSPENSION MECHANISMS (W O TURBO) (W O AUTOMATIC ADJUSTING SUSPENSION)
1 - N13	3400A	FRONT SUSPENSION MECHANISMS (W O TURBO) (FOR AUTOMATIC ADJUSTING SUSPENSION)
1 - C14	3400B	FRONT SUSPENSION MECHANISMS (TURBO)
1 - D14	3410	CROSSMEMBER & STABILIZER
1 - E14	3700	TIRES & JACK (W O TURBO)
1 - H14	3700A	TIRES & JACK (TURBO)
1 - J14	3900B	ENGINE & TRANSMISSION MOUNTINGS (W O TURBO)
1 - K14	3900BA	ENGINE & TRANSMISSION MOUNTINGS (TURBO)
1 - L14	4000B	EXHAUST SYSTEM (W/O TURBO)
1 - C15	4000BA	EXHAUST SYSTEM (TURBO)
1 - E15	4140B	CLUTCH RELEASE & MASTER CYLINDERS (MANUAL TRANSMISSION)
1 - F15	4160	ACCELERATOR CONTROL SYSTEM
1 - G15	4200	FUEL TANK
1 - H15	4300	CLUTCH & BRAKE PEDALS
1 - J15	4340	BRAKE MASTER CYLINDER & POWER BRAKE (W/O ANTI-LOCK BRAKE SYSTEM)
1 - L15	4340A	BRAKE MASTER CYLINDER & POWER BRAKE (ANTI-LOCK BRAKE SYSTEM)
1 - N15	4360	BRAKE PIPINGS (W/O ANTI-LOCK BRAKE SYSTEM)
1 - C16	4360A	BRAKE PIPINGS (ANTI-LOCK BRAKE SYSTEM)
1 - D16	4370	ANTI-LOCK BRAKE SYSTEMS
1 - F16	4400	PARKING BRAKE SYSTEM
1 - G16	4500B	FUEL PIPINGS (W/O ANTI-LOCK BRAKE SYSTEM)
1 - H16	4500BA	FUEL PIPINGS (ANTI-LOCK BRAKE SYSTEM)
1 - I16	4600	CHANGE CONTROL SYSTEM (AUTOMATIC TRANSMISSION)
STARTING LOCATION	SECT. NO.	SECTION NAME

4000BA-1 EXHAUST SYSTEM (TURBO)

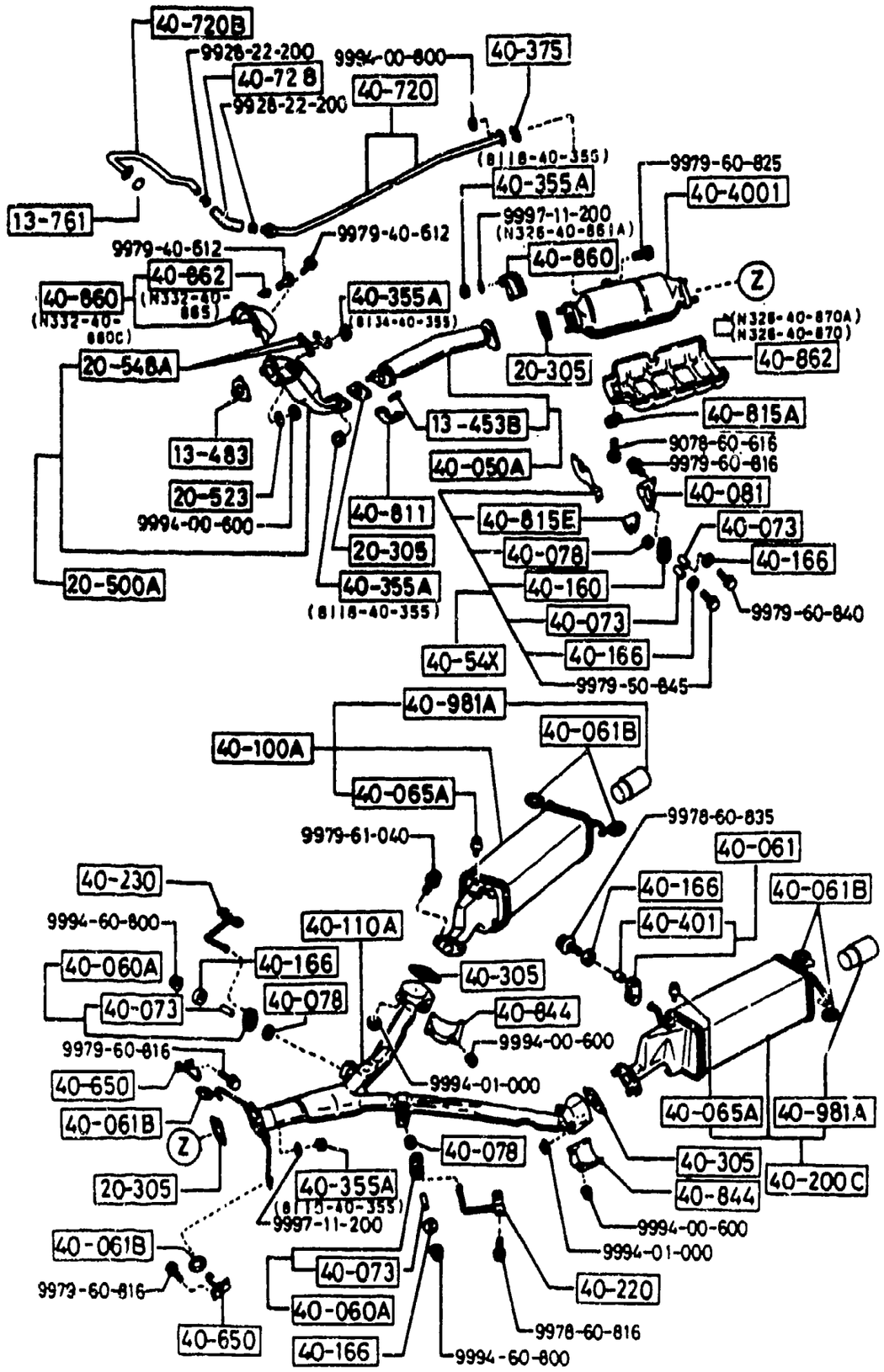

ITEM NO.	D-CODE	DESCRIPTION	PART NO.	QTY	MODEL/DESCRIPTION	REMARKS
	13 453B	STUD	N326-40-353	2		
	13 483	GASKET, EXHAUST PIPE	N318-13-491A	1		
	13 761	GASKET	N318-13-164A	1		
	20 305	GASKET, EXHAUST PIPE-CONVERTER	N326-40-305	3		
	20 500A	CONVERTER, MONOLITH	N332-20-500	1		
	20 523	WASHER, PLAIN	E508-20-523	3		-6401
	20 548A	WASHER, LOCK	N319-13-457B	2		
	40 050A	PIPE, EXHAUST-FRONT	N332-40-500A	1		
	40 060A	HANGER, SILENCER	N326-40-060	2		
	40 061	HANGER, SILENCER	N328-40-060B	2		
	40 061B	RUBBER, HANGER	N225-40-061	6		
	40 065A	RUBBER, STOPPER	N326-40-065	2		
	40 073	SPACER	N304-40-073A	4		
	40 078	GASKET	N304-40-078A	3		
	40 081	BRACKET	N326-40-080	1		
	40 100A	SILENCER (R), MAIN	N332-40-100D	1		-7701
			N332-40-100E	1		7701-
	40 110A	PIPE, MIDDLE	N326-40-600E	1		
			N319-40-600B	1		
	40 160	HANGER, SILENCER	1114-40-161	1		
	40 166	WASHER	0820-40-166	6		
	40 200C	SILENCER (L), MAIN	N332-40-200E	1		
			N332-40-200F	1		
	40 220	BRACKET, HANGER	N326-40-69XB	1		
	40 230	BRACKET, HANGER	N326-40-690B	1		
	40 305	GASKET	N327-40-305	2		
	40 355A	NUT	8118-40-355	6		
			8134-40-355	3		
	40 375	GASKET	1480-40-375	1		
	40 4001	CONVERTER, MONOLITH	N332-20-300	1		
	40 401	INSULATOR	0820-40-165	2		
	40 54X	BRACKET, HANGER-MONOLITH CONVERTER	N326-40-54X	1		
	40 650	BRACKET, HANGER	N326-40-640	2		
	40 720	PIPE, AIR	N332-20-840A	1		
	40 720B	PIPE, AIR	N332-20-850A	1		
	40 728	HOSE, AIR	N332-13-814A	1		
	40 811	PROTECTOR, FRONT PIPE	N332-40-823A	1		
	40 815A	WASHER	1480-40-815	2		
	40 815E	PROTECTOR, HANGER BRACKET	N326-40-815	1		
	40 844	PROTECTOR, MIDDLE PIPE-LOWER	N326-40-844	2		-7401

6401 FC33* -140158
7401 FC33* -543109
7701 FC33* -550169

4000BA-2 EXHAUST SYSTEM (TURBO)

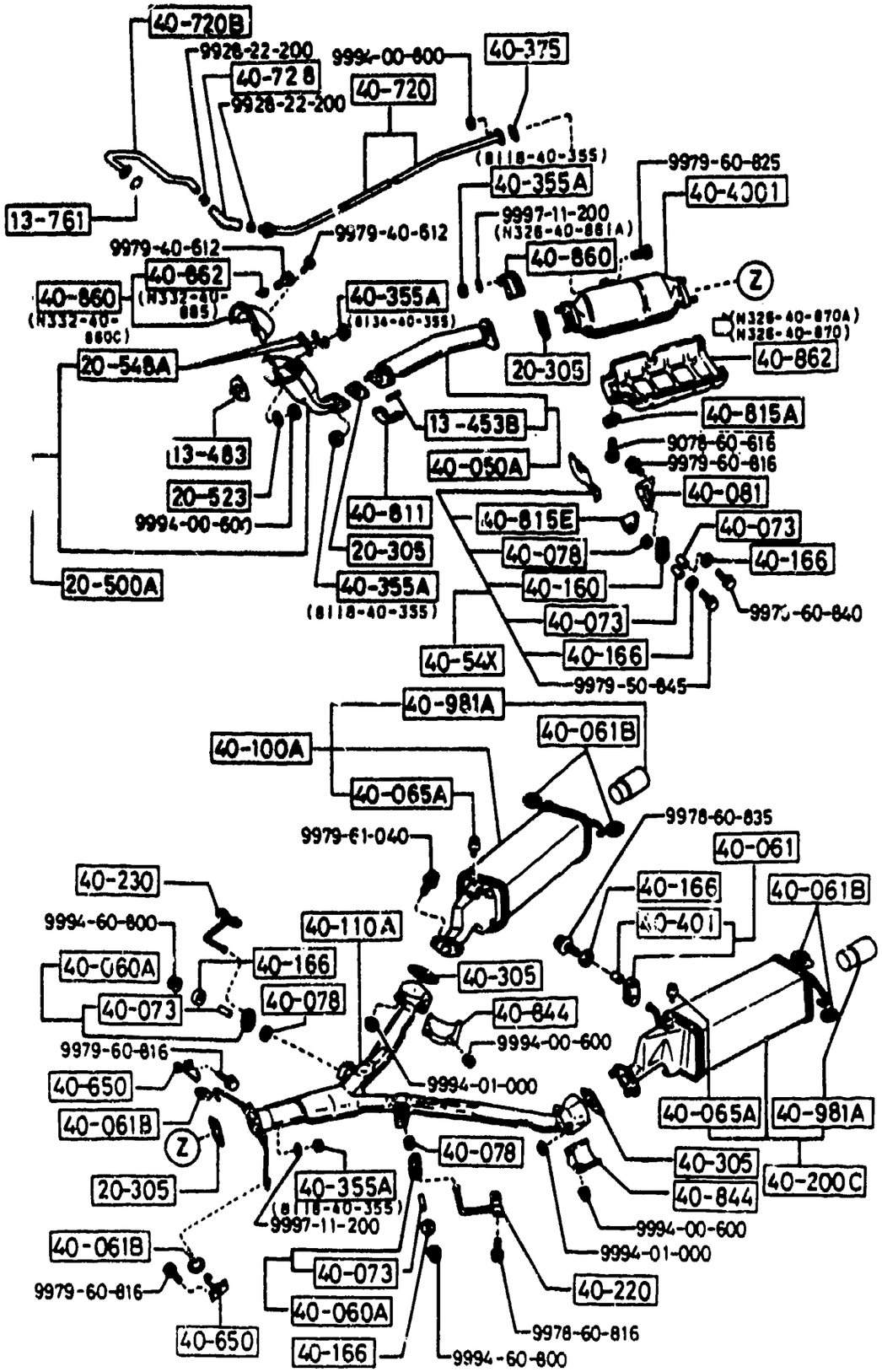

ITEM NO.	D-CODE	DESCRIPTION	PART NO.	QTY	MODEL/DESCRIPTION	REMARKS
	40 860	PROTECTOR, CONVERTER	N332-40-860C	1		
			N326-40-861A	1		
	40 862	PROTECTOR, CONVERTER	N332-40-865	1		
			N326-40-870A	1		
	40 981A	GARNISH, TAIL PIPE	N332-40-990A	2		

4140B-1 CLUTCH RELEASE & MASTER CYLINDERS (MANUAL TRANSMISSION)

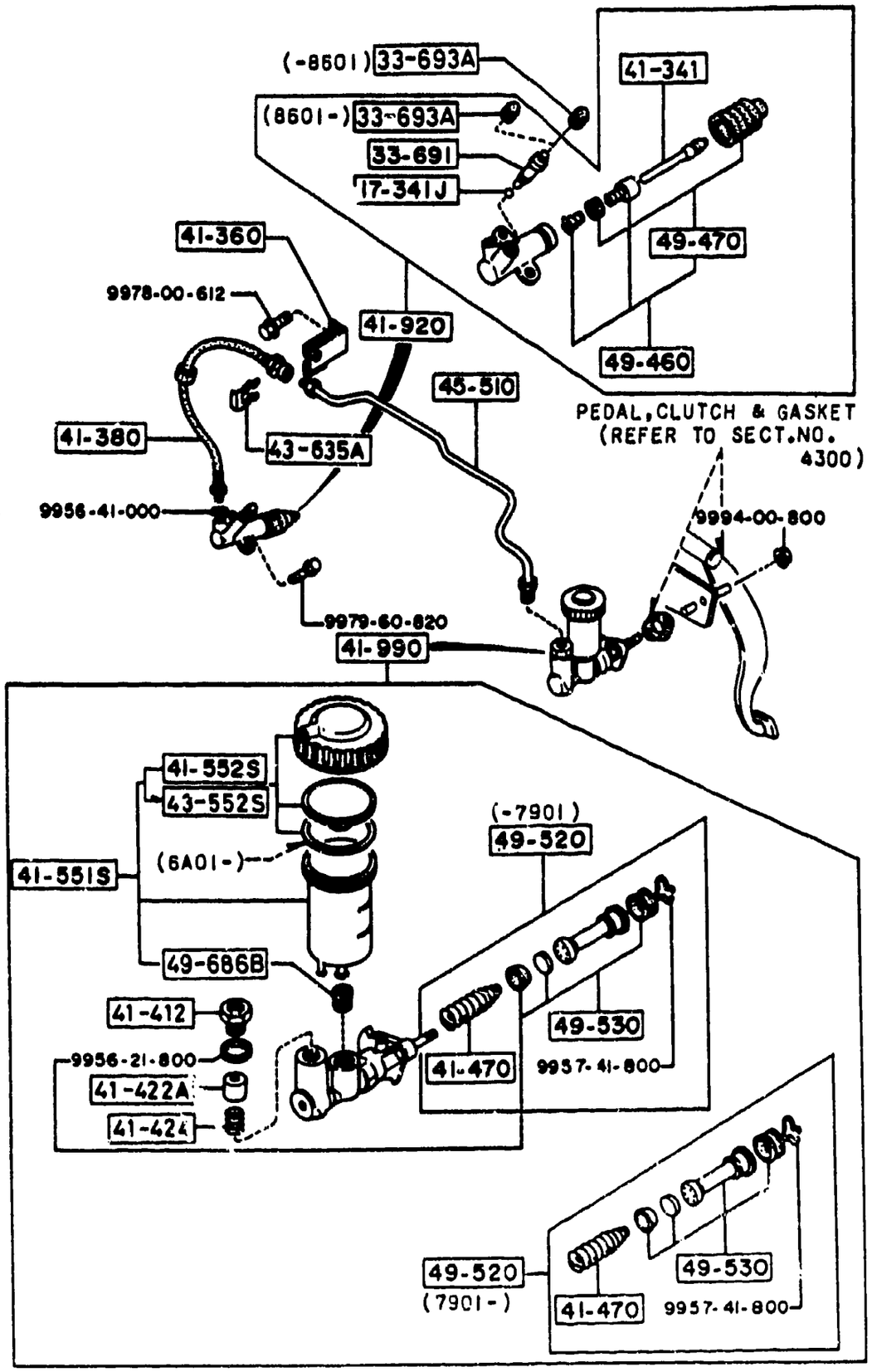

ITEM NO.	D-CODE	DESCRIPTION	PART NO.	QTY	MODEL/DESCRIPTION	REMARKS
	17 341J	BALL, STEEL	.961-11-500	1		
	33 691	SCREW, BLEEDER	0259-33-691	1		
	33 693A	CAP, BLEEDER SCREW	0259-33-693	1		
	41 341	ROD, PUSH	H005-41-341	1		
	41 360	HOLDER, CLUTCH	8871-41-370	1	W/O TURBO	
			F044-41-370A	1	TURBO	
	41 380	HOSE, FLEXIBLE	FB01-41-380	1	W/O TURBO	
			F044-41-3R0B	1	TURBO	
	41 412	BOLT, JOINT	W001-41-412	1		
	`2A	PISTON, O.W. VALVE	G813-41-422D	1		
	41 424	SPRING, O.W. VALVE	H005-41-424	1		
	41 470	SPRING	GA02-41-470	1		
	41 551S	TANK SET, RESERVE	H115-49-570B	1		
	41 552S	CAP SET, RESERVE TANK	B093-49-580	1		
	41 920	CYLINDER, CLUTCH RELEASE	FB01-41-920A	1	W/O TURBO	
			F044-41-920C	1	TURBO	
	41 990	CYLINDER, CLUTCH MASTER	FB01-41-400C	1		
	43 552S	CAP SET, RESERVE TANK	B093-49-580	1		6A01-
	43 635A	CLIP, FLEXIBLE HOSE	0136-43-635	1		
	45 510	PIPE, CLUTCH	FB01-45-510A	1	W/O TURBO	
			FB44-45-510	1	TURBO	
	49 460	PARTS KIT, INNER	FB01-49-460	1		
	49 470	SEAL KIT	FB01-49-470	1		
	49 520	PARTS KIT, INNER	FB01-49-520A	1		
	49 530	SEAL KIT	FB01-49-530A	1		
	49 686B	BUSHING, ELBOW JOINT	0305-49-686B	1		

6A01 FC33* -517640

4160-1 ACCELERATOR CONTROL SYSTEM

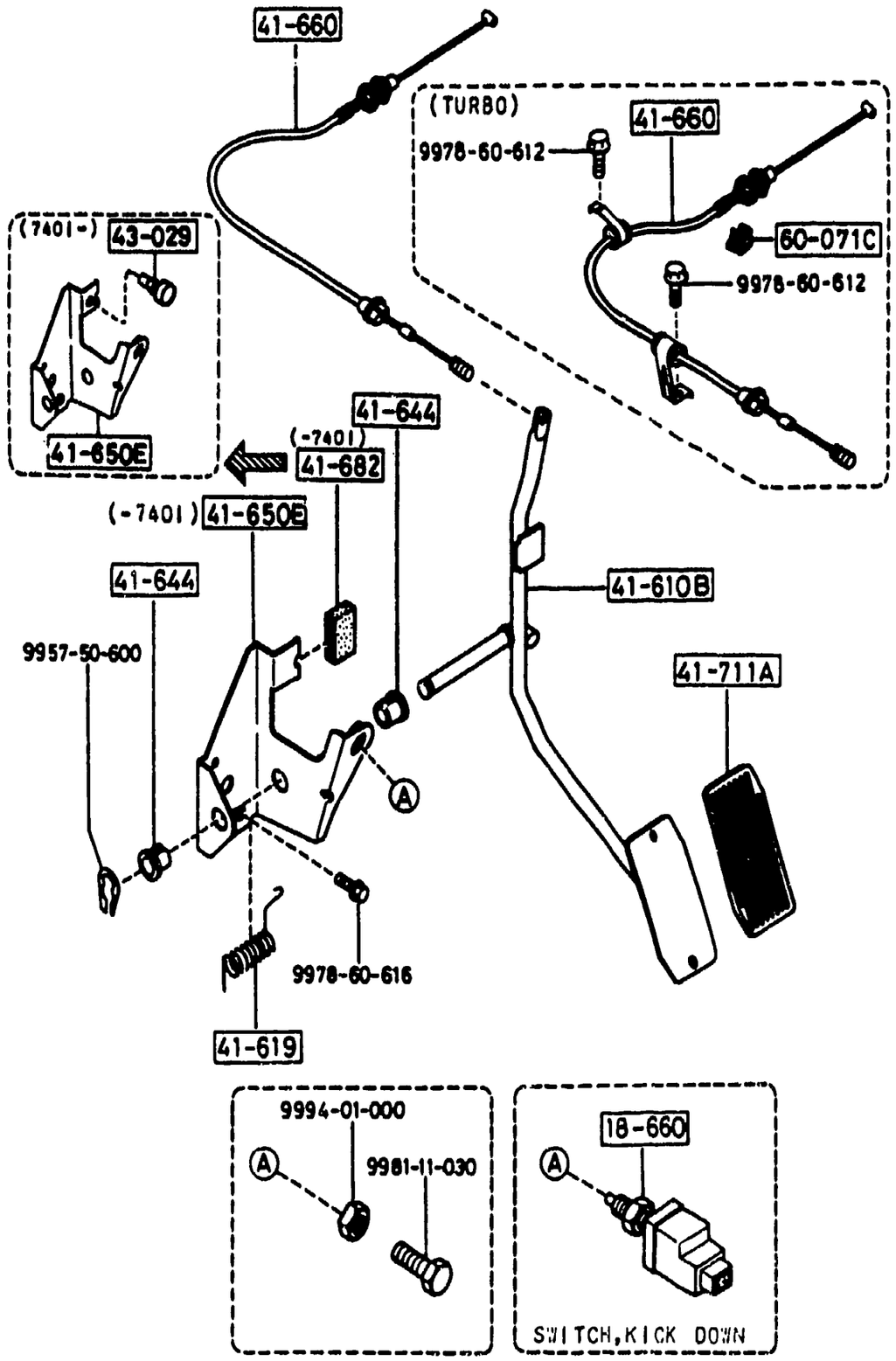

ITEM NO.	D-CODE	DESCRIPTION	PART NO.	QTY	MODEL/DESCRIPTION	REMARKS
	18 660	SWITCH, KICK DOWN	F034-66-470	1	M/T, W/ A.A.S. A/T	
	41 610B	PEDAL & ARM	FB01-41-610	1		
	41 619	SPRING, RETURN	8239-41-619	1		
	41 644	BUSHING	B092-41-644	2		
	41 650E	RETAINER, ACCELERATOR ROD	FB01-41-650	1		-7401
			FB01-41-650A	1		7401-
	41 660	CABLE, ACCELERATOR	FB01-41-660D	1	W/O TURBO	
			FB44-41-660C	1	TURBO	
	41 682	RUBBER, STOP	B001-41-652	1		-7401
	41 711A	PAD, ACCELERATOR PEDAL	FA54-41-711A	1		
	43 029	RUBBER, STOPPER	B001-43-029	1		7401-
	60 071C	CLIP	UB40-60-071	1	TURBO	

7401 FC33* -543109

4200-1 FUEL TANK

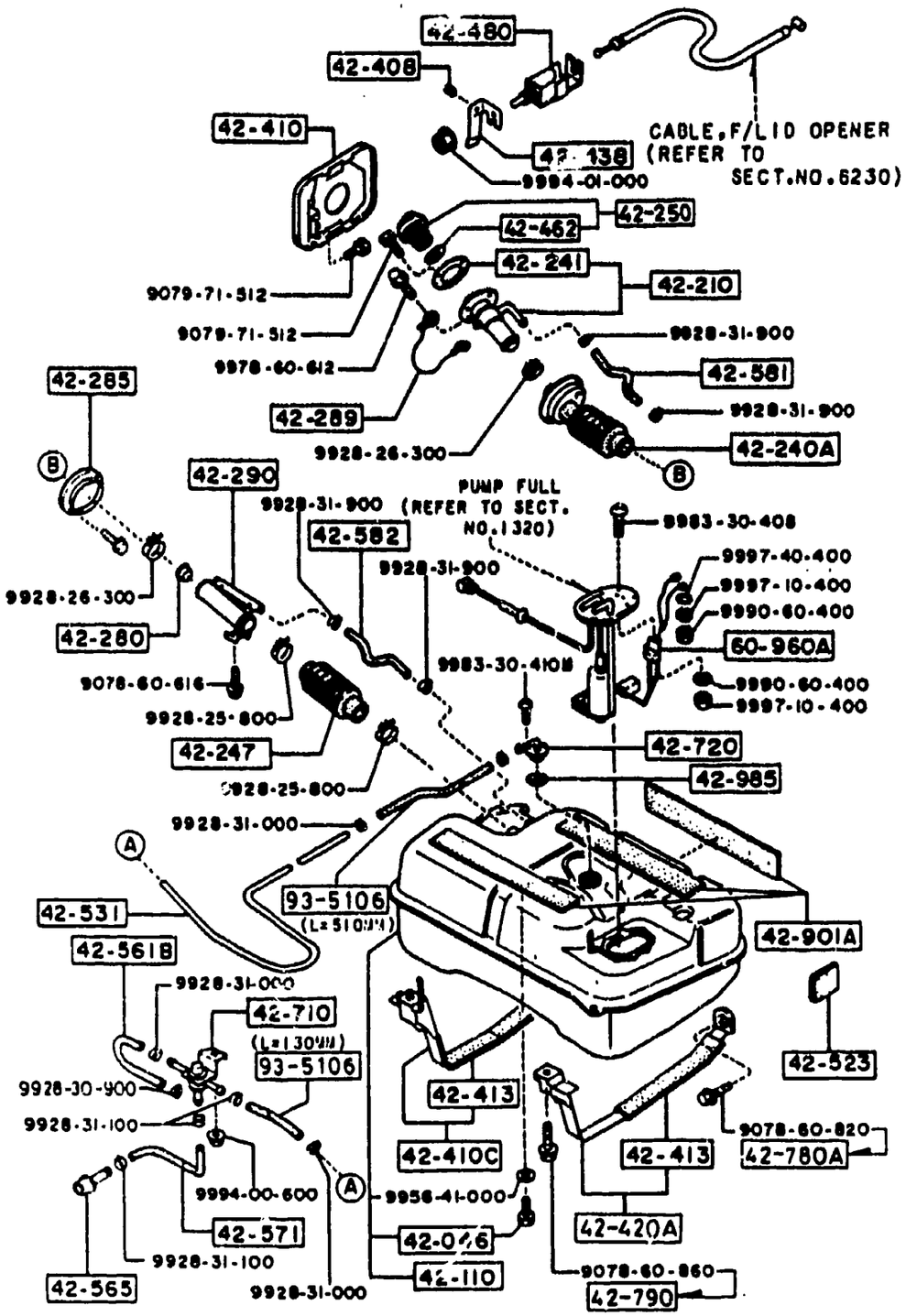

93-5106	99351-06999	L=130MM
	99351-06999	L=510MM

ITEM NO.	D-CODE	DESCRIPTION	PART NO.	QTY	MODEL/DESCRIPTION	REMARKS
	42 046	PLUG, DRAIN	BC88-42-045	1		
	42 110	TANK, FUEL	FB01-42-110D	1		
	42 210	PIPE, FILLER	FB01-42-210	1		-5910
			FB01-42-210A	1		5910-6501
		<C>	FB01-42-210B	1	REQUIRES FB01-42-245A	6501-
	42 240A	HOSE, JOINT-FILLER PIPE	FB01-42-240E	1		
	42 241	GASKET, FILLER PIPE	0866-42-366B	1		
	42 247	HOSE, JOINT-FUEL TANK SIDE	FB01-42-247A	1		
	42 250	CAP, FILLER	FC01-42-250	1		
	42 280	VALVE, NON-RETURN	GB53-42-270	1		
	42 285	REINFORCEMENT, JOINT HOSE-FUEL	FB01-42-285	1		
	42 289	WIRE, EARTH-FILLER PIPE	FB01-42-289	1		
	42 290	PIPE, FILLER NO. 2	FB01-42-290	1		
	42 408	STOPPER, FILLER LID	VA64-42-459	1		
	42 410	LID, FUEL FILLER	FB01-42-410B	1		
	42 410C	BAND (R), TANK FIXTURE	FB01-42-710	1		-6901
			FB01-42-710A	1		6901-
	42 413	SHEET	FB01-42-715	2		
	42 420A	BAND (L), TANK FIXTURE	FB01-42-720	1		-6901
			FB01-42-720A	1		6901-
	42 438	SPRING, LIFT	FB01-42-451C	1		
	42 480	OPENER, FILLER LID	G030-56-890B	1		-6101
			FB01-56-890	1		6101-
	42 523	PAD, FUEL TANK	8531-42-762A	1		
	42 531	PIPE, EVAPORATION	FB01-42-531B	1		
	42 561B	HOSE, EVAPORATION	FB01-42-561A	1		
	42 565	PLUG, DRAIN-VENTILATION HOSE	FB01-42-565	1		
	42 571	HOSE, VENT	FB01-42-562	1		
	42 581	HOSE, BREATHER	FB01-42-245	1		-6501
			FB01-42-245A	1		6501-
	42 582	HOSE, BREATHER	FB01-42-248	1		
	42 710	VALVE, CHECK	FB01-42-910	1		
	42 720	VALVE-FUEL VAPOR	FB01-42-980	1		
	42 780A	SCREW 'A', FIXING BAND	H260-42-780	2		6901-
	42 790	SCREW 'B', FIXING BAND	H260-42-790	2		6901-
	42 901A	INSULATOR	FB01-42-761	3		
	42 985	GASKET, VAPOR VALVE	FB01-42-985	1		
	60 960A	GAUGE, FUEL TANK	FB01-60-960B	1		
	93 5106	HOSE	9935-10-6999	2		

5910 FC33* -103555
6101 FC33* -124137
6501 FC33* -146093
6901 FC33* -512255

4300-1 CLUTCH & BRAKE PEDALS

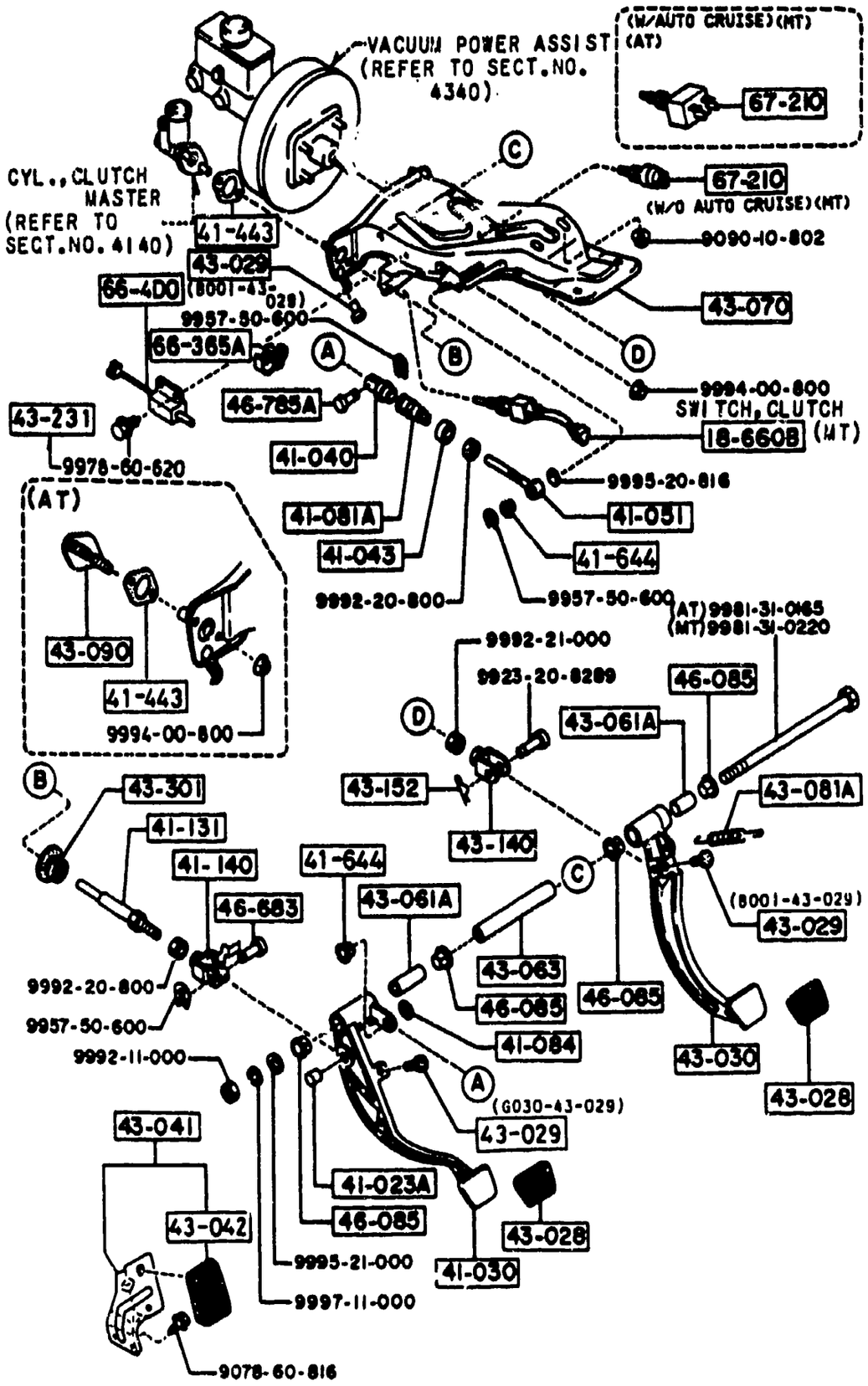

ITEM NO.	D-CODE	DESCRIPTION	PART NO.	QTY	MODEL/DESCRIPTION	REMARKS
	18 6608	SWITCH, CLUTCH	H005-66-190A	1	M/T	
	41 023A	BUSHING	0727-41-023	1	M/T	
	41 030	PEDAL, CLUTCH	FB01-41-031C	1	M/T	
	41 040	SHEET, SPRING	W090-41-040	1	M/T	
	41 043	SHEET, SPRING	0183-41-043	1	M/T	
	41 051	ROD, CLUTCH PEDAL	0824-41-051A	1	M/T	
	41 081A	SPRING, RETURN	0559-41-081A	1	M/T	
	41 084	SPACER	0824-41-084	1	M/T	
	41 131	ROD, PUSH	0727-41-131	1	M/T	
	41 140	FORK, CLUTCH	0305-41-140	1	M/T	-6625
			FB05-41-140A	1	M/T	6625-
	41 443	GASKET	H001-41-443	1		
	41 644	BUSHING	0259-41-644	2	M/T	
	43 028	PAD, PEDAL	FB01-43-028A	1	A/T	
			S083-43-028	2	M/T	
	43 029	RUBBER, STOPPER	B001-43-029	1	A/T	
				2	M/T	
			G030-43-029	1	M/T	
	43 030	PEDAL, BRAKE	FB01-43-031	1	A/T	
			FB02-43-031	1	A/T	
	43 041	REST, FOOT	FB01-43-040B	1		
	43 042	PAD, FOOT REST	FB01-43-042	1		
	43 061A	PIPE, PEDAL	0866-43-062	1	A/T	
				2	M/T	
	43 063	SPACER	FB01-43-063	1		6201-
	43 070	BRACKET, MASTER CYLINDER	FB05-43-070A	1	M/T	
			FB01-43-070E	1	A/T	
	43 081A	SPRING, RETURN-BRAKE	B092-41-081	1		
	43 090	PLATE	FB02-43-090A	1	A/T	
	43 140	FORK, BRAKE	FB01-43-140	1		
	43 152	PIN, SNAP	D001-43-152	1		
	43 231	BOLT, CLUTCH CUT SWITCH	GE68-43-231	2	M/T	6625-
	43 301	PROTECTOR	H001-43-301	1	M/T	
	46 085	BUSHING	1015-46-085	2	A/T	
				4	M/T	
	46 683	PIN	0187-46-683	1	M/T	
	46 785A	PIN	0604-46-785	1	M/T	
	66 365A	CLIP	B258-66-365	1	M/T	6C01-
	66 4D0	SWITCH, CLUTCH CUT	FB01-66-4D0	1	M/T	
	67 210	SWITCH, LIGHT-BRAKE	B002-66-490A	1	M/T, W/O ACC	
			H003-66-490	1	M/T, W/ ACC	

6201 FC33* -129445
6625 FC33* -157816
6C01 FC33* -525576

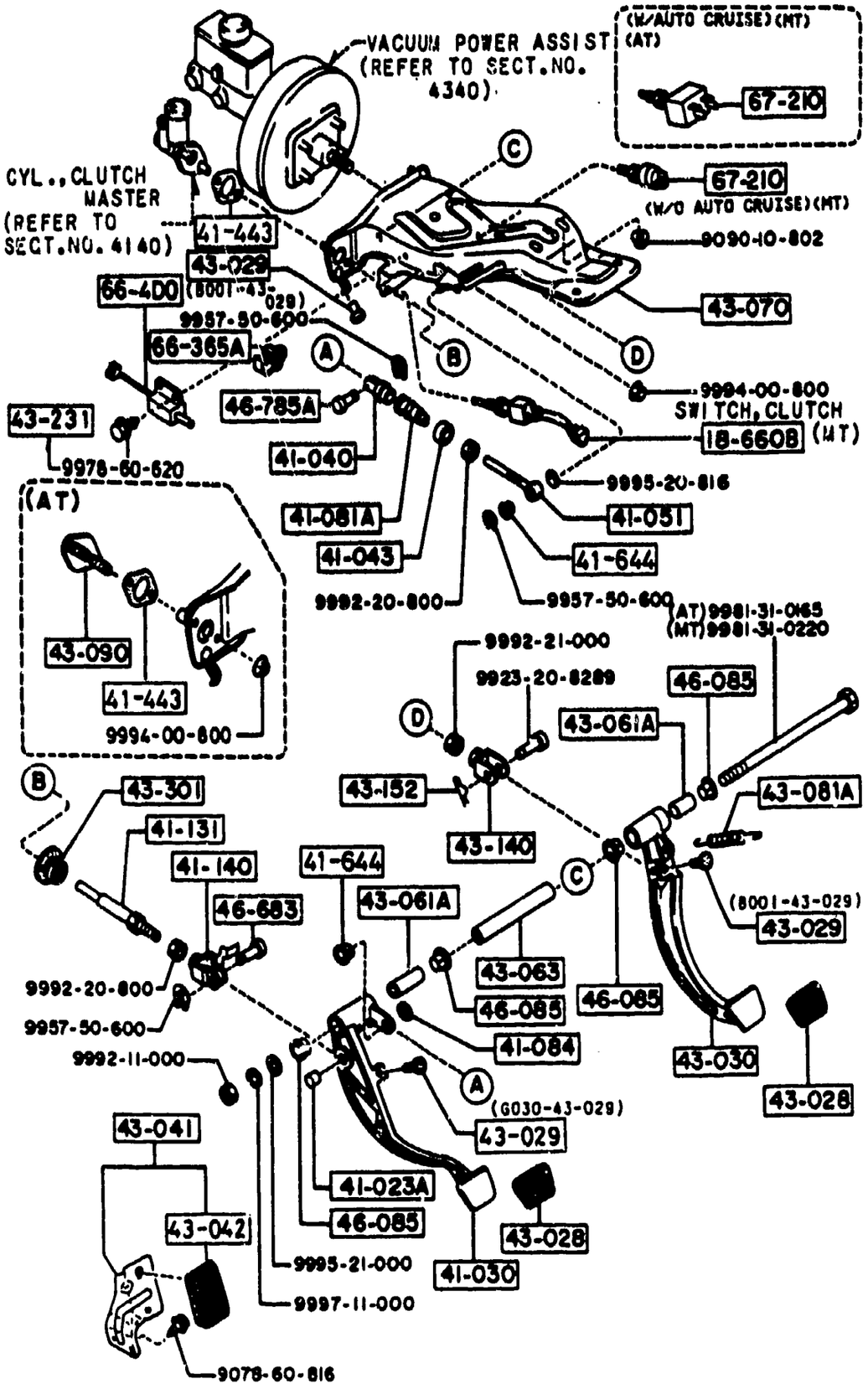

ITEM NO.	D-CODE	DESCRIPTION	PART NO.	QTY	MODEL/DESCRIPTION	REMARKS
	67 210 (CONT'D)			1	A/T	

4340-1 BRAKE MASTER CYLINDER & POWER BRAKE (W/O ANTI-LOCK BRAKE SYSTEM)

(W/O TURBO) (THIS ILLUSTRATION CONSISTS OF 2 PAGES)

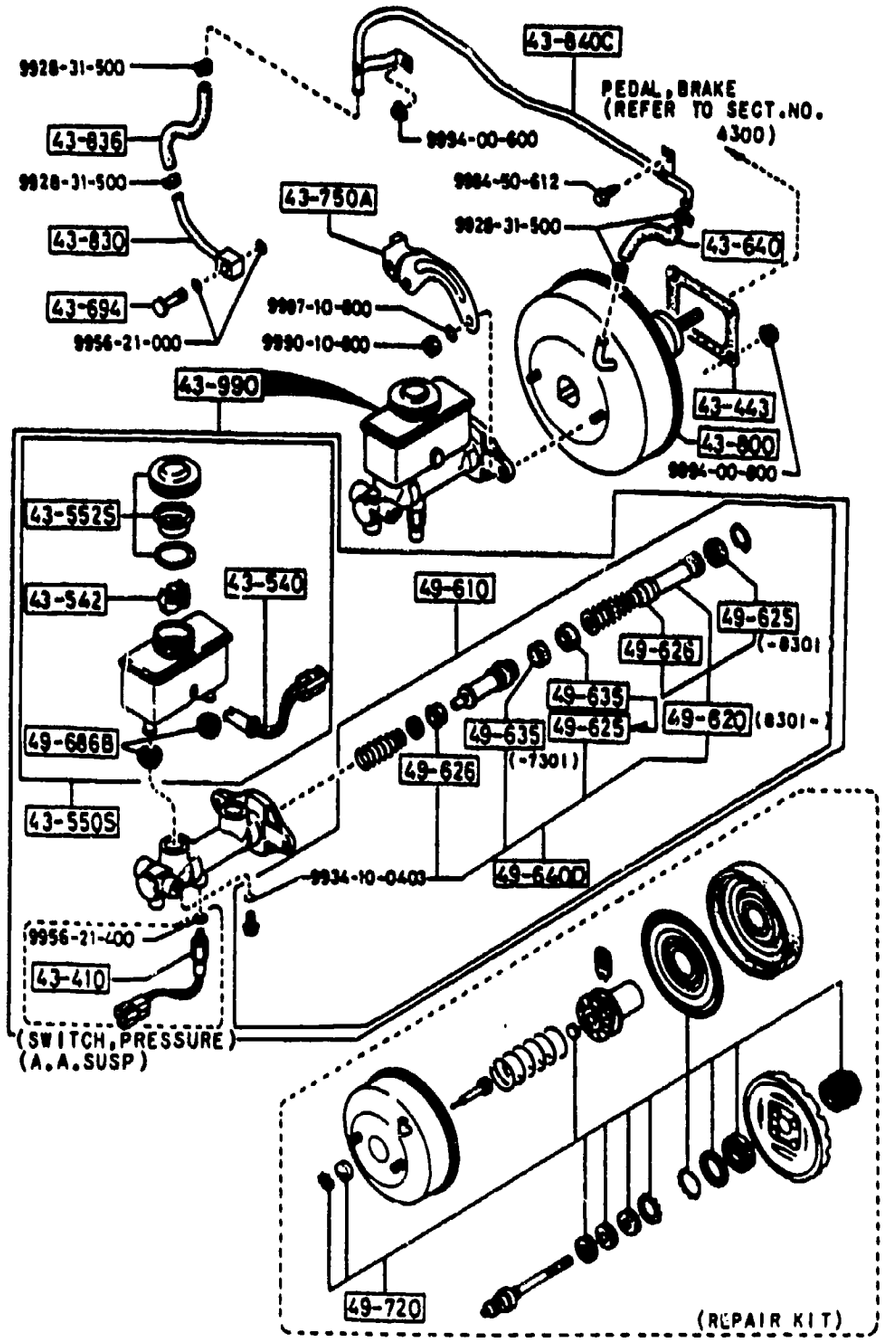

VEHICLE RESTRICTION			
BODY TYPE	HARD SUSP.	A.A.SUSP.	DISC WHEEL
COUPE	–	–	4 HOLES-14"
	×	–	5 HOLES-15"/16"
	×	×	
CONVERTIBLE	–	–	5 HOLES-15"

(TURBO) (THIS ILLUSTRATION CONSISTS OF 2 PAGES)

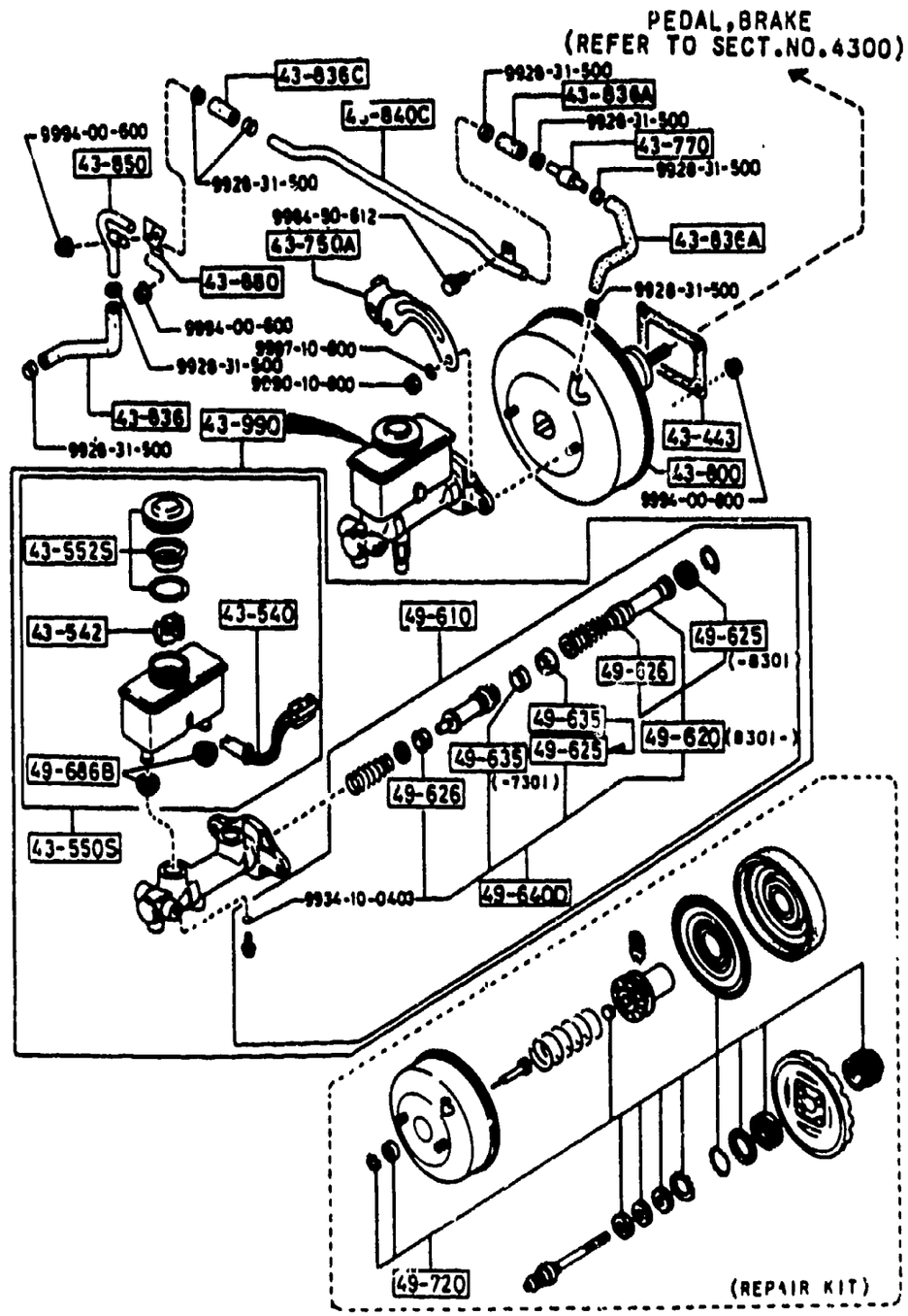

VEHICLE RESTRICTION			
BODY TYPE	HARD SUSP.	A.A.SUSP.	DISC WHEEL
COUPE	–	–	4 HOLES-14"
	×	–	5 HOLES-15"/16"
	×	×	
CONVERTIBLE	–	–	5 HOLES-15"

BRAKE MASTER CYLINDER & POWER BRAKE (W/O ANTI-LOCK BRAKE SYSTEM)

SEE ILLUSTRATION/S AT FRAME 1 - J15

ITEM NO.	D-CODE	DESCRIPTION	PART NO.	QTY	MODEL/DESCRIPTION	REMARKS
	43 410	SWITCH, PRESSURE	FB07-43-410	1	W/ A.A.S.	
	43 443	GASKET, VACUUM POWER ASSIST	H001-43-443	1		
	43 540	INDICATOR, LEVEL	FB01-43-540	1		
	43 550S	TANK SET, RESERVE	FB01-49-680	1		
	43 552S	CAP SET, RESERVE TANK	B093-49-580	1		
	43 640	HOSE, VACUUM	FB01-43-640	1	W/O TURBO	
	43 694	BOLT, CONNECTOR	8573-43-694	1	W/O TURBO	
	43 750A	HOLDER, P.B.V.	FB01-43-750	1		
	43 770	VALVE, CHECK	FB44-43-770	1	TURBO	
	43 800	VACUUM POWER ASSIST	FB01-43-800C	1	COUPE, NORM. SUSP.	
			FB05-43-800D	1	CONV. W/ HARD SUSP. NORM. SUSP.	
	43 830	PIPE, VACUUM	FB01-43-830A	1	W/O TURBO	
	43 836	HOSE, VACUUM	FB01-43-836	1	W/O TURBO	
			FB44-43-836B	1	TURBO	
	43 836A	HOSE, VACUUM	FB45-43-836A	2	TURBO	
	43 836C	HOSE, VACUUM	2192-43-835A	1	TURBO	
	43 840C	PIPE, VACUUM	FB01-43-840	1	W/O TURBO	
			FB44-43-840B	1	TURBO	
	43 850	PIPE, VACUUM	FB44-43-850B	1	TURBO	
	43 880	BRACKET, VACUUM PIPE	FB44-43-880B	1	TURBO	
	43 990	CYLINDER, TANDEM MASTER	FB02-43-400C	1	W/O A.A.S.	
			FB08-43-400C	1	W/ A.A.S.	
	49 610	PARTS KIT, BRAKE MASTER	HA18-49-610	1		
	49 625	CUP, SECONDARY	FB01-49-625	2		
	49 626	CUP, PRIMARY	0305-49-626	2		
	49 635	CUP, FLOATING	1708-49-635	2		-7301
	49 640D	PARTS KIT, INNER	HA18-49-640	1		
	49 686B	BUSHING, ELBOW JOINT	0305-49-686B	2		
	49 720	REPAIR KIT	FB01-49-720	1	COUPE, NORM. SUSP.	
			FB05-49-720	1	CONV. W/ HARD SUSP. NORM. SUSP.	

7301	FC33*	-537230

4340A-1 BRAKE MASTER CYLINDER & POWER BRAKE (ANTI-LOCK BRAKE SYSTEM)

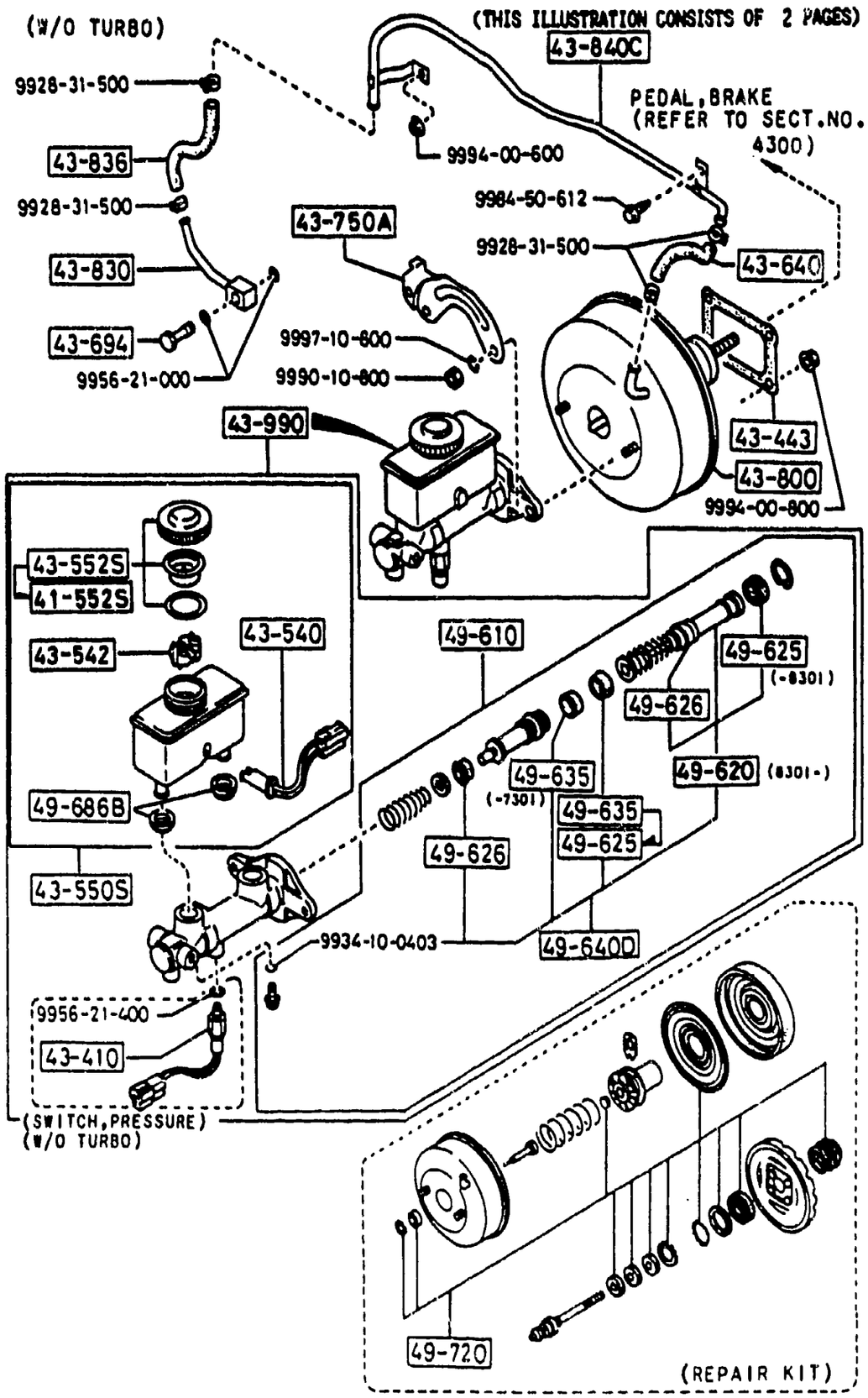

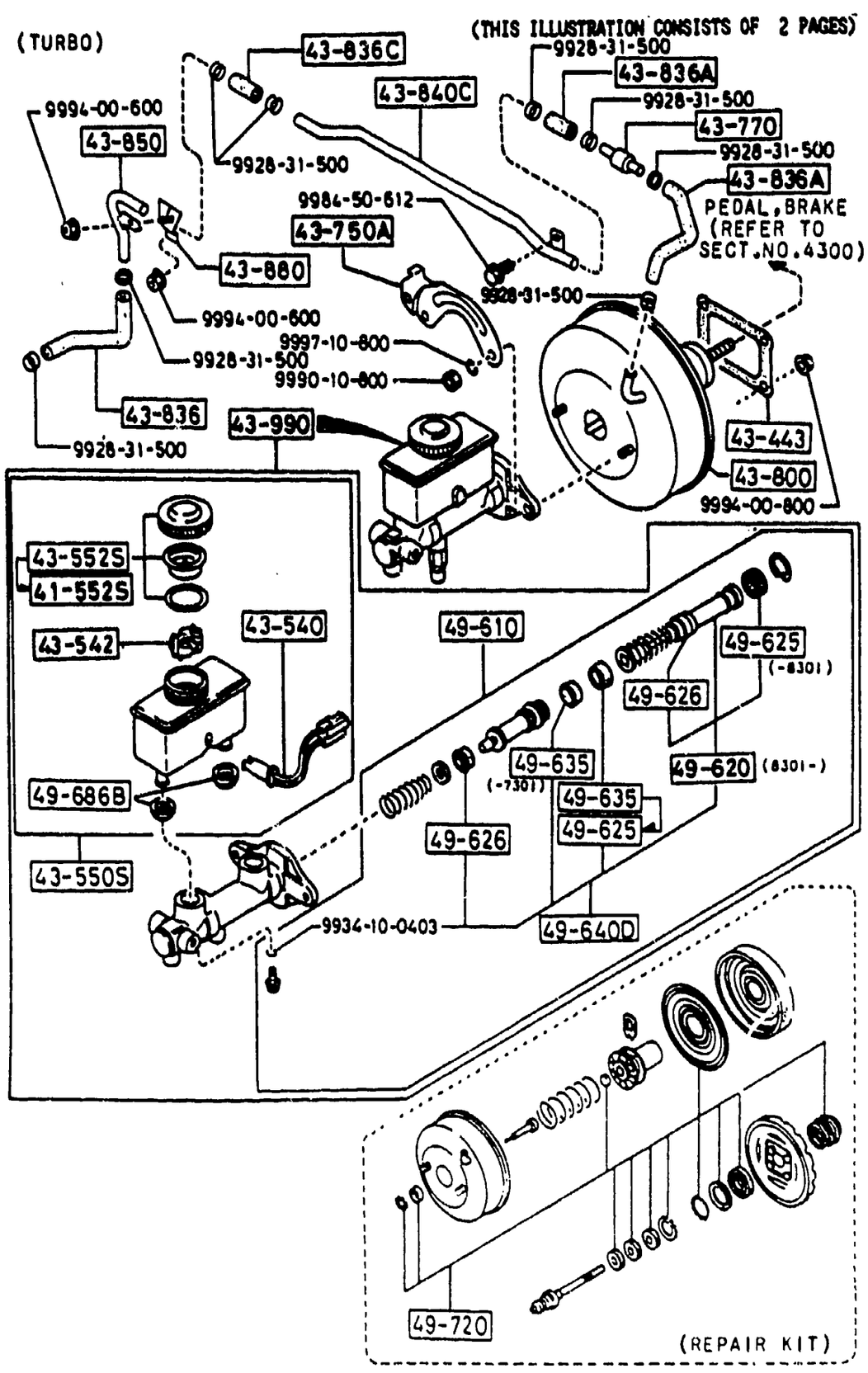

4340A-2 BRAKE MASTER CYLINDER & POWER BRAKE (ANTI-LOCK BRAKE SYSTEM)

SEE ILLUSTRATION/S AT FRAME 1 - L15

ITEM NO.	D-CODE	DESCRIPTION	PART NO.	QTY	MODEL/DESCRIPTION	REMARKS
	41 552S	CAP SET, RESERVE TANK	B093-49-580	1		6A01-
	43 410	SWITCH, PRESSURE	FB07-43-410	1	W/O TURBO	
	43 443	GASKET, VACUUM POWER ASSIST	H001-43-443	1		
	43 540	INDICATOR, LEVEL	FB01-43-540	1		
	43 550S	TANK SET, RESERVE	F048-49-680	1		
	43 552S	CAP SET, RESERVE TANK	GA02-49-580B	1		-6C01
	43 640	HOSE, VACUUM	FB01-43-640	1	W/O TURBO	
	43 694	BOLT, CONNECTOR	B573-43-694	1	W/O TURBO	
	43 750A	HOLDER, P.B.V.	FB01-43-750	1		
	43 770	VALVE, CHECK	FB44-43-770	1	TURBO	
	43 800	VACUUM POWER ASSIST	FB05-43-800D	1		
	43 830	PIPE, VACUUM	FB01-43-830A	1	W/O TURBO	
	43 836	HOSE, VACUUM	FB01-43-836	1	W/O TURBO	
			FB44-43-836B	1	TURBO	
	43 836A	HOSE, VACUUM	FB45-43-836A	2	TURBO	
	43 836C	HOSE, VACUUM	2192-43-835A	1	TURBO	
	43 840C	PIPE, VACUUM	FB01-43-840	1	W/O TURBO	
			FB44-43-840B	1	TURBO	
	43 850	PIPE, VACUUM	FB44-43-850B	1	TURBO	
	43 880	BRACKET, VACUUM PIPE	FB44-43-880B	1	TURBO	
	43 990	CYLINDER, TANDEM MASTER	FB55-43-400A	1	W/O TURBO	
			FB60-43-400A	1	TURBO	
	49 610	PARTS KIT, BRAKE MASTER	HA18-49-610	1		
	49 625	CUP, SECONDARY	FB01-49-625	2		
	49 626	CUP, PRIMARY	0305-49-626	2		
	49 635	CUP, FLOATING	1708-49-635	2		-7301
	49 640D	PARTS KIT, INNER	HA18-49-640	1		
	49 686B	BUSHING, ELBOW JOINT	0305-49-686B	2		
	49 720	REPAIR KIT	FB05-49-720	1		

6A01	FC33*	-517640
6C01	FC33*	-525576
7301	FC33*	-537230

4360-1 BRAKE PIPINGS (W/O ANTI-LOCK BRAKE SYSTEM)

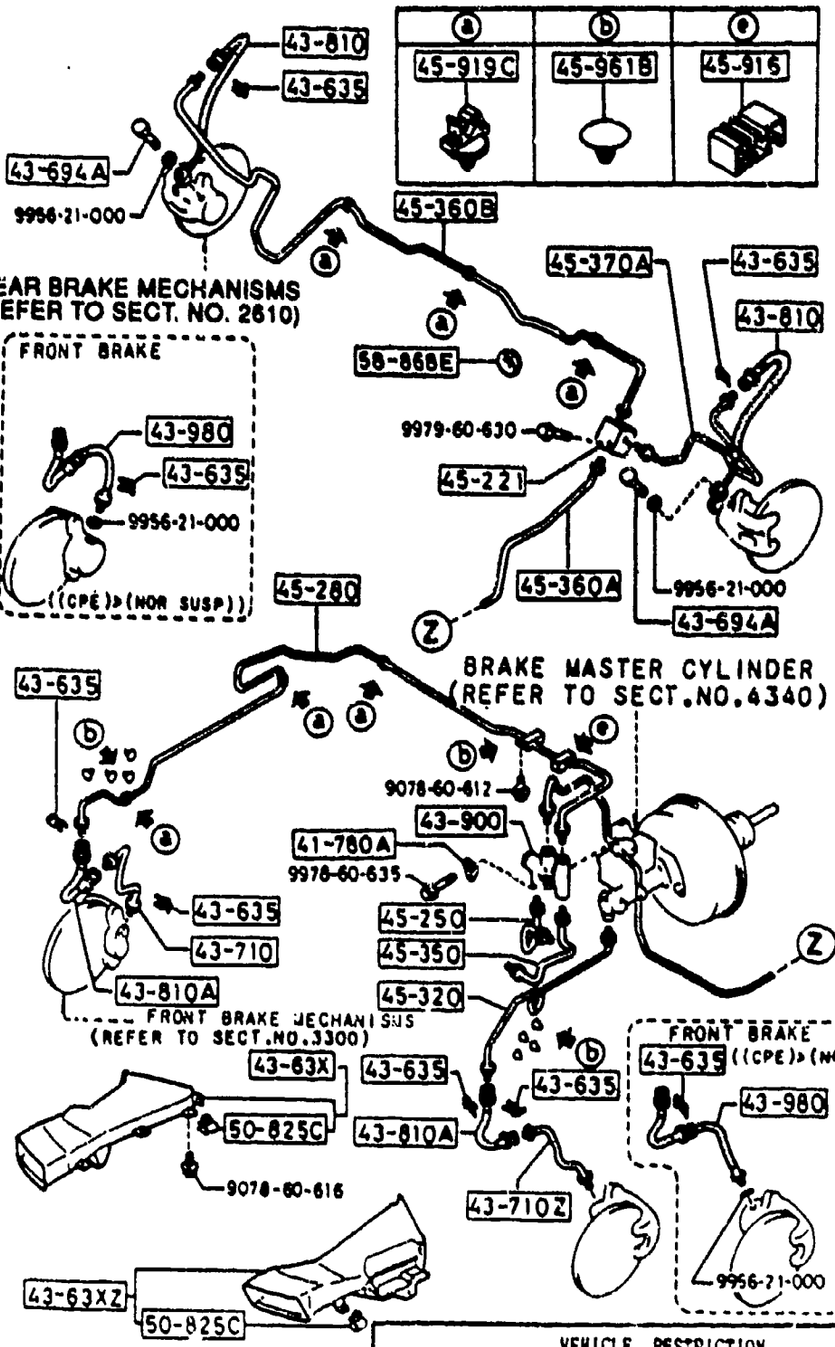

VEHICLE RESTRICTION			
BODY TYPE	HARD SUSP.	A.A. SUSP.	DISC WHEEL
COUPE	–	–	4 HOLES-14"
	×	–	5 HOLES-15"/16"
	×	×	
CONVERTIBLE	–	–	5 HOLES-15"

ITEM NO.	D-CODE	DESCRIPTION	PART NO.	QTY	MODEL/DESCRIPTION	REMARKS
	41 780A	BRACKET, P.B. VALVE	FB44-41-780A	1	TURBO	
	43 635	CLIP, FLEXIBLE HOSE	W023-43-635	6		
	43 63X	DUCT (R), AIR-BRAKE PIPE	FB01-43-63XB	1		
	43 63XZ	DUCT (L), AIR-BRAKE PIPE	FB01-43-64XB	1		
	43 694A	BOLT, CONNECTOR	B001-43-694A	2		
	43 710	PIPE (R), BRAKE-FRONT	FB05-43-710B	1	COUPE W/ HARD SUSP. CONVERTIBLE W/ NORM. SUSP.	
	43 710Z	PIPE (L), BRAKE-FRONT	FB05-43-720B	1	COUPE W/ HARD SUSP. CONV. W/ NORM. SUSP.	
	43 810	HOSE, FLEXIBLE	FB01-43-810B	2		
	43 810A	HOSE NO. 1, FLEXIBLE	FB05-43-810	2	COUPE W/ HARD SUSP. CONV. W/ NORM. SUSP.	
	43 900A	VALVE, P.B.	FB10-43-900	1		
	43 980	HOSE, FLEXIBLE	FB01-43-980	2	COUPE W/ NORM. SUSP.	
	45 221	JOINT, PIPE	FB01-45-291A	1		
	45 250	PIPE, BRAKE-FRONT	FB01-43-360	1		
	45 280	PIPE (R), BRAKE-FRONT	FB01-45-280E	1		
	45 320	PIPE (L), BRAKE-FRONT	FB01-45-320	1		
	45 350	PIPE, BRAKE-REAR	FB02-43-370	1		
	45 360A	PIPE, BRAKE-REAR	FB01-45-360C	1		
	45 360B	PIPE (R), REAR BRAKE	FB01-45-380D	1		
	45 370A	PIPE (L), REAR BRAKE	FB01-45-370D	1		
	45 916	HOLDER, PIPE	FB55-45-961A	1		6625-
	45 919C	CLIP, PIPE	G030-45-919	8		
	45 961B	CAP	H002-45-961	9		
	50 825C	NUT, CLIP	FA01-50-054	16		
	58 868E	PLUG, SERVICE COVER	0559-58-868	2		

6625 FC33* -157816

SECTION INDEX -- CHASSIS

STARTING LOCATION	SECT NO	SECTION NAME
1 - C11	2500	DRIVESHAFT
1 - D11	2550	REAR DRIVESHAFTS
1 - F11	2600	REAR AXLE
1 - F11	2610	REAR BRAKE MECHANISMS
1 - H11	2710	REAR DIFFERENTIALS (W/O TURBO)(NORMAL DIFFERENTIAL)
1 - J11	2710A	REAR DIFFERENTIALS (W/O TURBO)(LIMITED-SLIP DIFFERENTIAL)
1 - L11	2710C	REAR DIFFERENTIALS (TURBO)(LIMITED-SLIP DIFFERENTIAL)
1 - N11	2800	REAR SUSPENSION MECHANISMS (W/O TURBO) (W/O AUTOMATIC ADJUSTING SUSPENSION)
1 - C12	2800A	REAR SUSPENSION MECHANISMS (W/O TURBO) (FOR AUTOMATIC ADJUSTING SUSPENSION)
1 - D12	2800B	REAR SUSPENSION MECHANISMS (TURBO)
1 - E12	2810	REAR STABILIZER
1 - F12	2830	REAR LOWER ARMS & SUB-FRAME
1 - H12	3200	STEERING WHEEL
1 - I12	3210	STEERING COLUMN & SHAFTS
1 - J12	3210A	STEERING COLUMN & SHAFTS (W. POWER STEERING)
1 - K12	3220	STEERING GEAR (W/O POWER STEERING)
1 - L12	3220A	STEERING GEAR (W. POWER STEERING)
1 - M12	3230	STEERING LINKAGE SYSTEM
1 - C13	3240	POWER STEERING SYSTEM
1 - E13	3300	FRONT AXLE & BRAKE MECHANISMS (FOR NORMAL SUSPENSION)
1 - I13	3300A	FRONT AXLE & BRAKE MECHANISMS (FOR HARD SUSPENSION) (W O ANTI-LOCK BRAKE SYSTEM)
1 - K13	3300B	FRONT AXLE & BRAKE MECHANISMS (FOR HARD SUSPENSION) (ANTI-LOCK BRAKE SYSTEM)
1 - M13	3400	FRONT SUSPENSION MECHANISMS (W O TURBO) (W O AUTOMATIC ADJUSTING SUSPENSION)
1 - N13	3400A	FRONT SUSPENSION MECHANISMS (W O TURBO) (FOR AUTOMATIC ADJUSTING SUSPENSION)
1 - C14	3400B	FRONT SUSPENSION MECHANISMS (TURBO)
1 - D14	3410	CROSSMEMBER & STABILIZER
1 - E14	3700	TIRES & JACK (W O TURBO)
1 - H14	3700A	TIRES & JACK (TURBO)
1 - J14	3900B	ENGINE & TRANSMISSION MOUNTINGS (W O TURBO)
1 - K14	3900BA	ENGINE & TRANSMISSION MOUNTINGS (TURBO)
1 - L14	4000B	EXHAUST SYSTEM (W/O TURBO)
1 - C15	4000BA	EXHAUST SYSTEM (TURBO)
1 - E15	4140B	CLUTCH RELEASE & MASTER CYLINDERS (MANUAL TRANSMISSION)
1 - F15	4160	ACCELERATOR CONTROL SYSTEM
1 - G15	4200	FUEL TANK
1 - H15	4300	CLUTCH & BRAKE PEDALS
1 - J15	4340	BRAKE MASTER CYLINDER & POWER BRAKE (W/O ANTI-LOCK BRAKE SYSTEM)
1 - L15	4340A	BRAKE MASTER CYLINDER & POWER BRAKE (ANTI-LOCK BRAKE SYSTEM)
1 - N15	4360	BRAKE PIPINGS (W/O ANTI-LOCK BRAKE SYSTEM)
1 - C16	4360A	BRAKE PIPINGS (ANTI-LOCK BRAKE SYSTEM)
1 - D16	4370	ANTI-LOCK BRAKE SYSTEMS
1 - F16	4400	PARKING BRAKE SYSTEM
1 - G16	4500B	FUEL PIPINGS (W/O ANTI-LOCK BRAKE SYSTEM)
1 - H16	4500BA	FUEL PIPINGS (ANTI-LOCK BRAKE SYSTEM)
1 - I16	4600	CHANGE CONTROL SYSTEM (AUTOMATIC TRANSMISSION)

4360A-1 BRAKE PIPINGS (ANTI-LOCK BRAKE SYSTEM)

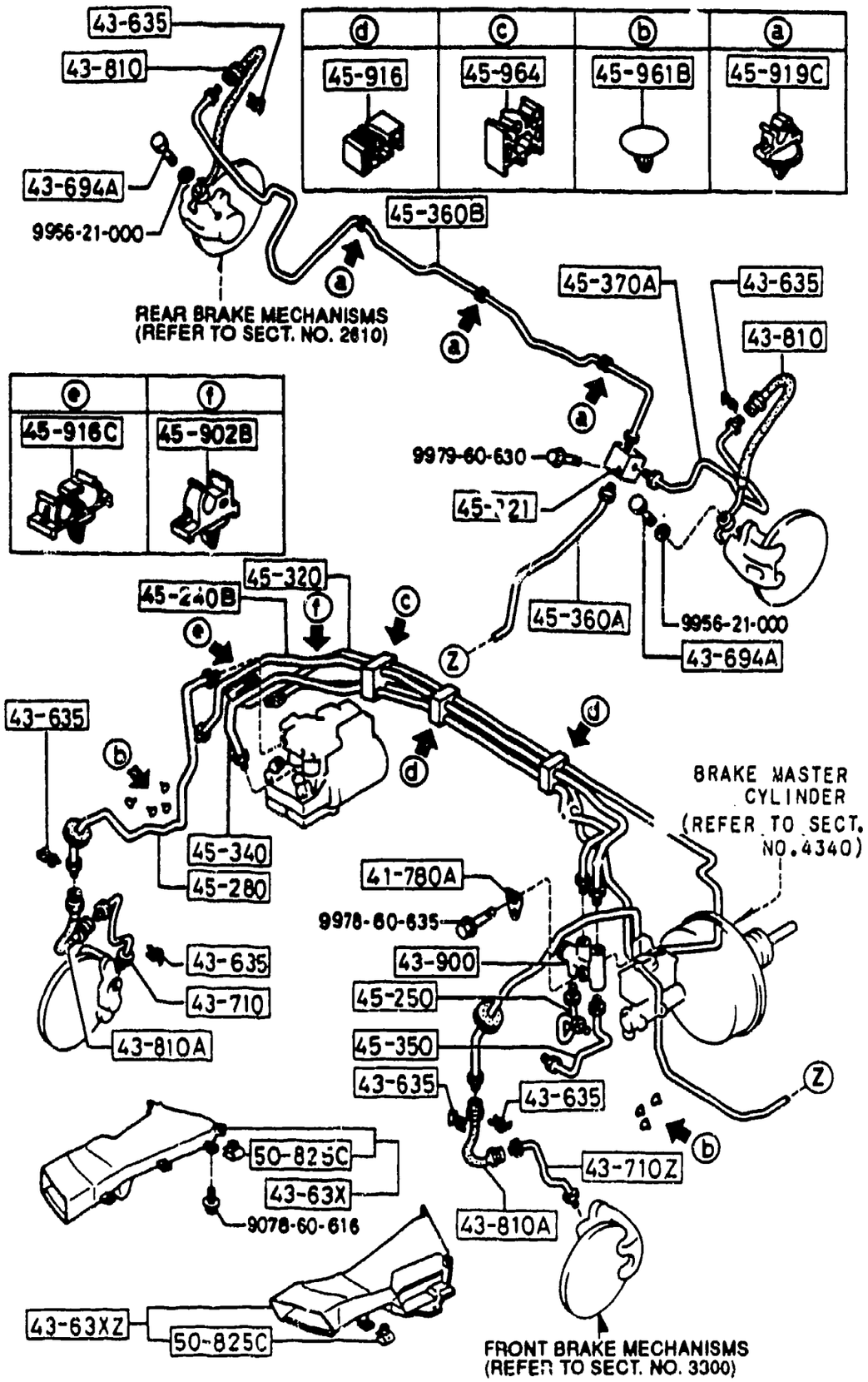

ITEM NO.	D-CODE	DESCRIPTION	PART NO.	QTY	MODEL/DESCRIPTION	REMARKS
	41 780A	BRACKET, P.B. VALVE	FB44-41-780A	1		
	43 635	CLIP, FLEXIBLE HOSE	W023-43-635	6		
	43 63X	DUCT (R), AIR-BRAKE PIPE	FB01-43-63XB	1		
	43 63XZ	DUCT (L), AIR-BRAKE PIPE	FB01-43-64XB	1		
	43 694A	BOLT, CONNECTOR	B001-43-694A	2		
	43 710	PIPE (R), DRAKE-FRONT	FB05-43-710B	1		
	43 710Z	PIPE (L), BRAKE-FRONT	FB05-43-720B	1		
	43 810	HOSE, FLEXIBLE	FB01-43-810A	2		
	43 810A	HOSE NO. 1, FLEXIBLE	FB05-43-810	2		
	43 900A	VALVE, P.B.	FB10-43-900	1		
	45 221	JOINT, PIPE	FB01-45-291A	1		
	45 240B	PIPE, BRAKE-FRONT	FB55-45-330E	1		
	45 250	PIPE, BRAKE-FRONT	F048-43-360	1		
	45 280	PIPE (R), BRAKE-FRONT	FB55-45-280D	1		-6C01
			FB55-45-280E	1		6C01-
	45 320	PIPE (L), BRAKE-FRONT	FB55-45-320F	1		
	45 340	PIPE, BRAKE-REAR	FB55-45-340E	1		
	45 350	PIPE, BRAKE-REAR	FB55-43-370	1		
	45 360A	PIPE, BRAKE-REAR	FB55-45-360B	1		
	45 360B	PIPE (R), REAR BRAKE	FB01-45-380D	1		
	45 370A	PIPE (L), REAR BRAKE	FB01-45-370D	1		
	45 902B	CLIP	UA01-45-902	1		6C01-
	45 916	HOLDER, PIPE	FB55-45-961A	2		
	45 916C	HOLDER, PIPE	FB55-45-951	1		6C01-
	45 919C	CLIP, PIPE	G030-45-919	3		
	45 961B	CAP	H002-45-961	7		
	45 964	HOLDER, PIPE-FRONT BRAKE (L)	F048-45-964	1		-6A16
	50 825C	NUT, CLIP	FA01-50-054	16		

6A16 FC33* -519914
6C01 FC33* -525576

(THIS ILLUSTRATION CONSISTS OF 2 PAGES)

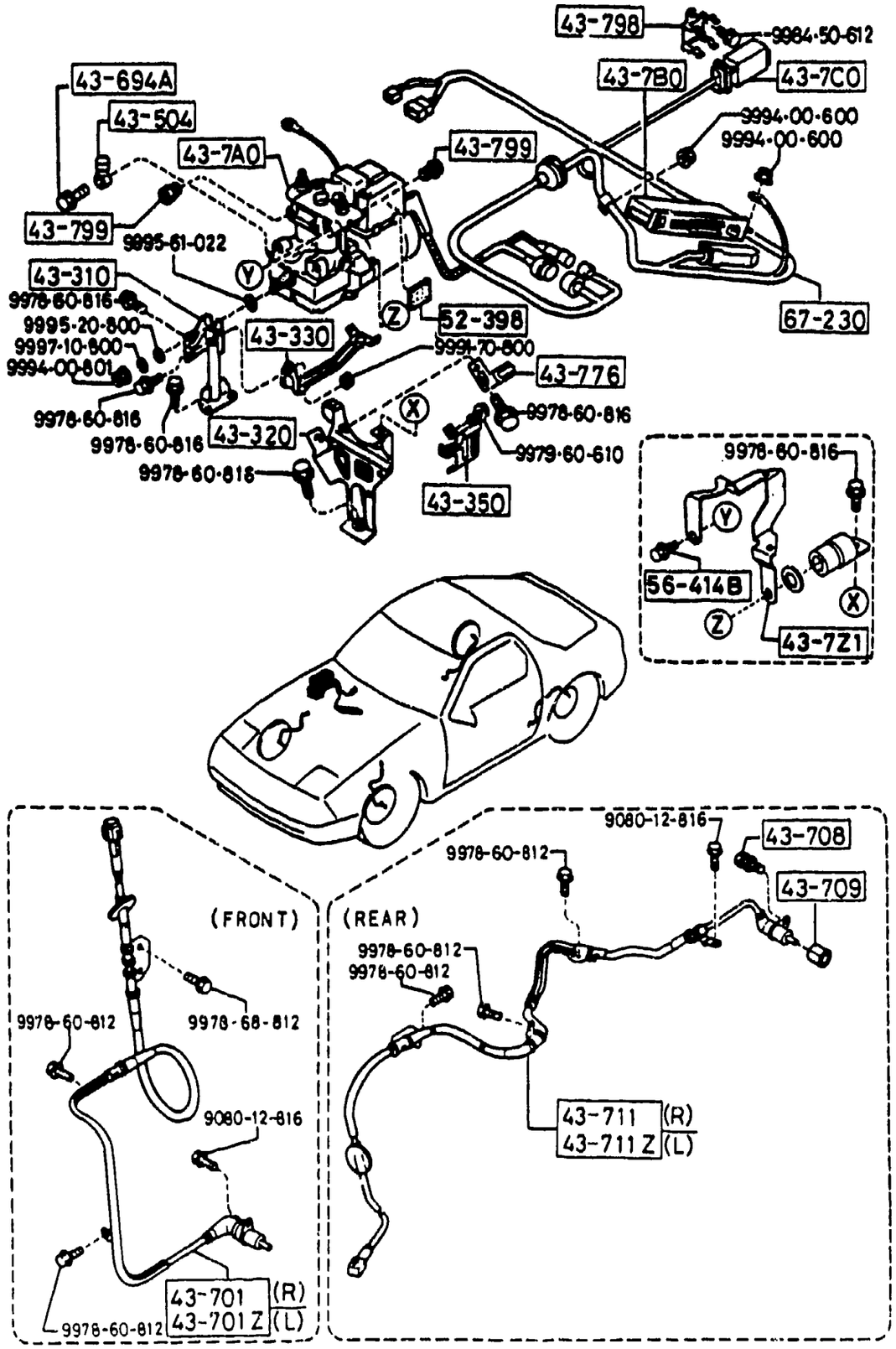

(THIS ILLUSTRATION CONSISTS OF 2 PAGES)

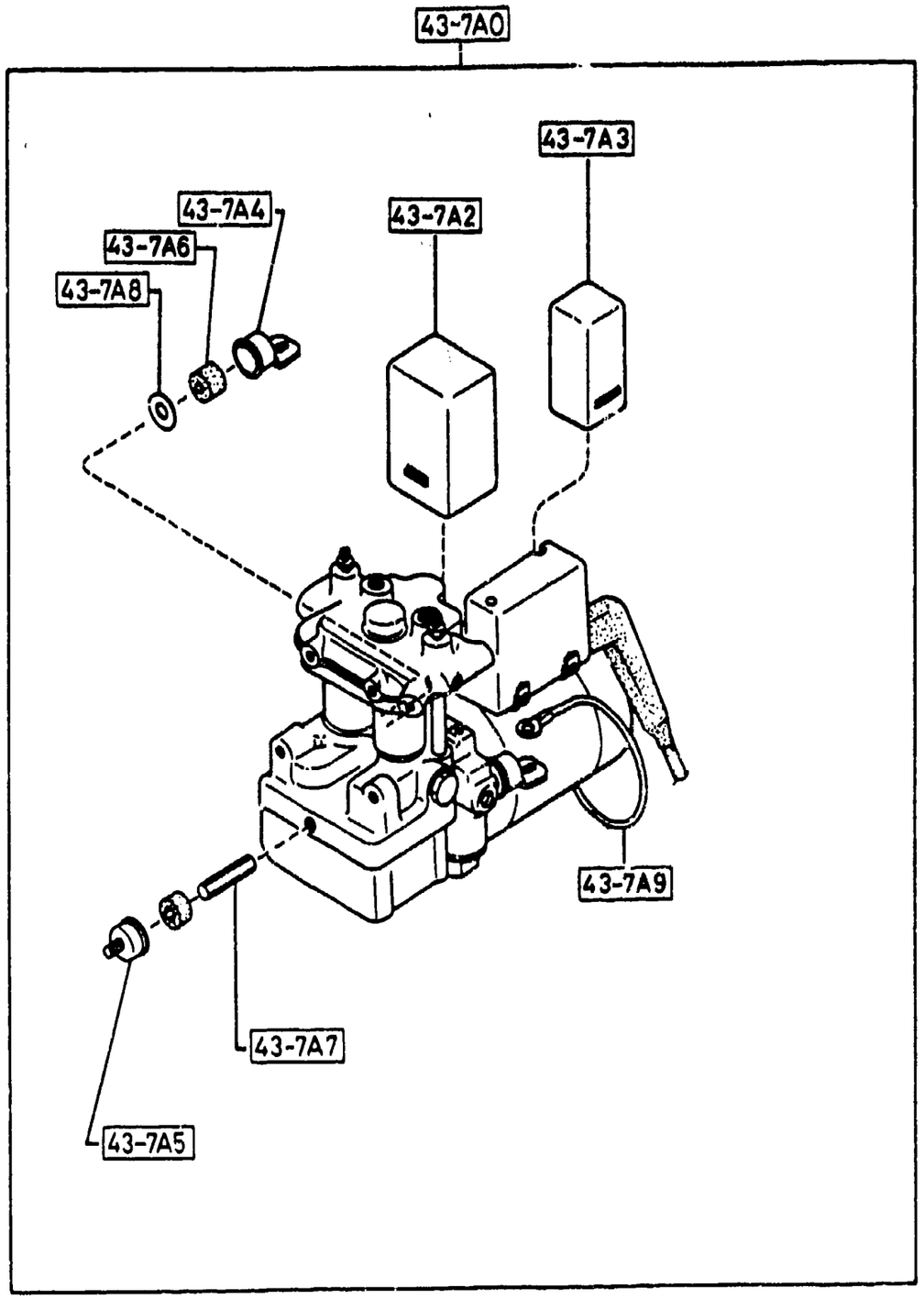

SEE ILLUSTRATION/S AT FRAME 1 - D16

ITEM NO.	D-CODE	DESCRIPTION	PART NO.	QTY	MODEL/DESCRIPTION	REMARKS
	43 310	BRACKET NO. 1, A.B.S.	FB55-43-310A	1		
	43 320	BRACKET NO. 2, A.B.S.	FB55-43-320B	1		
	43 330	BRACKET NO. 5, A.B.S.	FB55-43-330A	1		
	43 350	INSULATOR, HYDRAULIC UNIT	FB55-43-350A	1		
	43 504	JOINT, PIPE	W023-43-504	2		
	43 694A	BOLT, CONNECTOR	B001-43-694A	2		
	43 701	SENSOR (R), FRONT-A.B.S.	F051-43-70XB	1		
	43 701Z	SENSOR (L), FRONT-A.B.S.	F051-43-73XB	1		
	43 708	BOLT, REAR SENSOR	F051-43-708A	2		
	43 709	SLEEVE, GUIDE-CONTROL HUB	F051-43-709	2		
	43 711	SENSOR (R), REAR A.B.S.	F051-43-71YC	1		
	43 711Z	SENSOR (L), REAR-A.B.S.	F051-43-72YC	1		
	43 776	CLIP, ANTI-LOCK BRAKE SYSTEM	F048-43-776B	1		
	43 798	BRACKET, MAIN RELAY-A.B.S.	FB36-43-798C	1		
	43 799	JOINT, FLARE	FB55-43-799	2		
	43 7A0	HYDRAULIC UNIT, A.B.S.	F048-43-7A0E	1		
	43 7A2	RELAY, MOTOR-HYDRAULIC UNIT	F048-43-7A2	1		
	43 7A3	RELAY, VALVE-HYDRAULIC UNIT	F048-43-7A3	1		
	43 7A4	COVER 'L', HYDRAULIC UNIT	F048-43-7A4B	1		
	43 7A5	COVER 'I', HYDRAULIC UNIT	F048-43-7A5	1		
	43 7A6	RUBBER, MOUNTING-HYDRAULIC UNIT	F048-43-7A6	1		
	43 7A7	STUD, HEX-HYDRAULIC UNIT	F048-43-7A7	1		
	43 7A8	WASHER, HYDRAULIC UNIT	F048-43-7A8	1		
	43 7A9	WIRE, EARTH-HYDRAULIC UNIT	F048-43-7A9	1		
	43 7B0	ELECTRIC UNIT, A.B.S.	F048-43-7B0B	1		
	43 7C0	RELAY, MAIN-A.B.S.	F048-43-7C0	1		-7701
	43 7Z1	BRACKET, PIPE HOLDER	FB55-43-7Z1	1		7114-
	52 398	PAD, TANK PROTECTOR	0866-52-393A	1		7114-
	56 414B	BOLT, INSULATOR-FRONT HEAT	FB01-56-414	1		7114-
	67 230	WIRING, ANTI-LOCK BRAKE SYSTEM	FB55-67-230D	1		-7701
		<A>	FB55-67-230E	1		7701-

7114 FC33* -529915
7701 FC33* -550169

4400-1 PARKING BRAKE SYSTEM

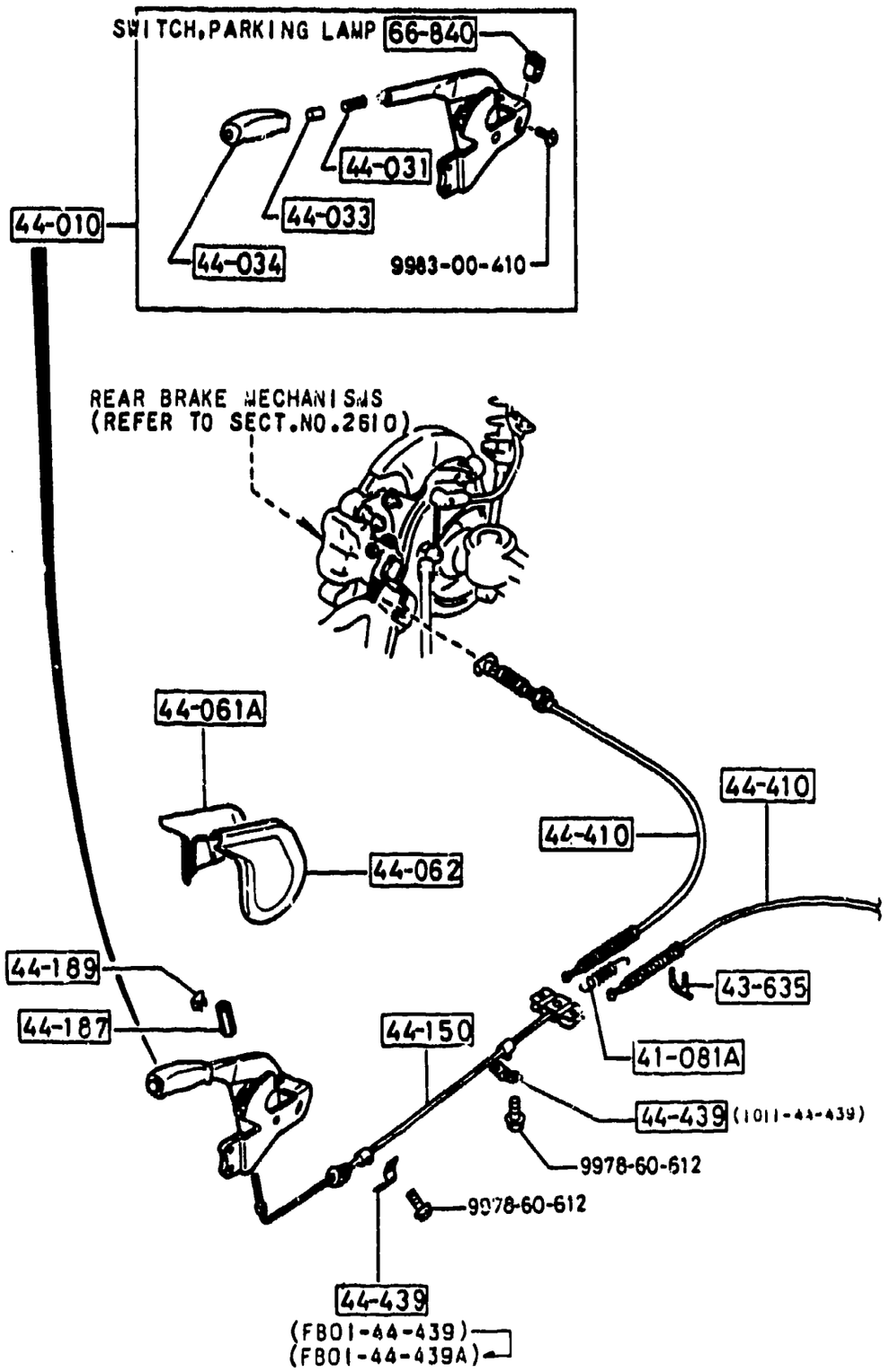

ITEM NO.	D-CODE	DESCRIPTION	PART NO.	QTY	MODEL/DESCRIPTION	REMARKS
	41 081A	SPRING, RETURN	0613-41-308	1		
	43 635	CLIP, FLEXIBLE HOSE	W023-43-635	2		
	44 010	LEVER, PARKING BRAKE	FB01-44-010B	1		
	44 031	SPRING, PARKING LEVER	G030-44-031	1		
	44 033	BUTTON, RELEASE	FB01-44-033	1		
	44 034	CAP, PARK BRAKE LEVER	FB01-44-034	1		
	44 061A	COVER	FB01-44-061B	1		
	44 062	COVER	FB01-44-062A	1		
	44 150	CABLE, PARKING	FB01-44-150B	1		
	44 187	SCREW	0866-44-187A	1		
	44 189	CLIP	0866-44-189	1		
	44 410	CABLE (R), PARKING	FB01-44-410E	2		
	44 439	CLIP, CABLE	1011-44-439	1		
			FB01-44-439A	1		
	66 840	SWITCH, PARKING LAMP	8871-66-450	1		

4500B-1 FUEL PIPINGS (W/O ANTI-LOCK BRAKE SYSTEM)

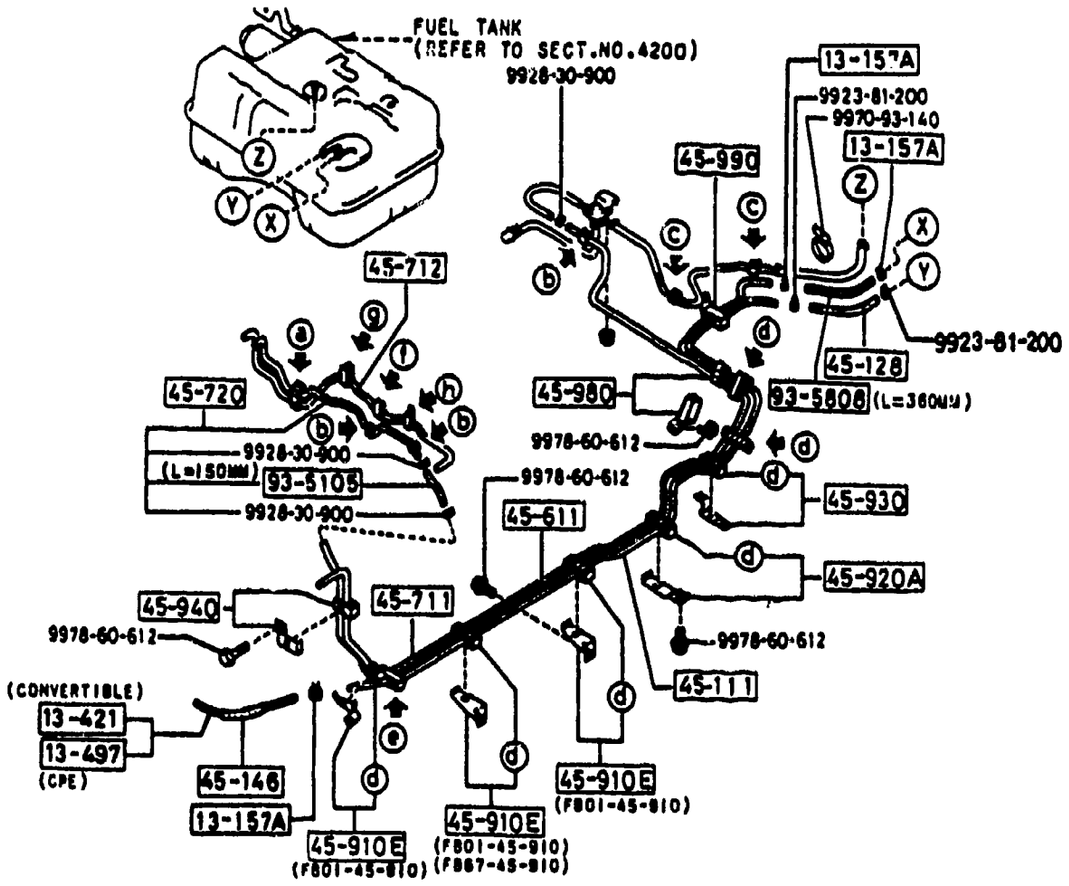

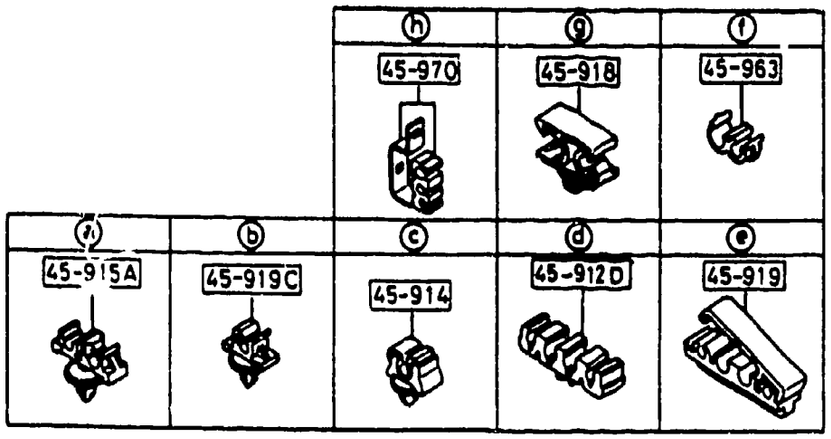

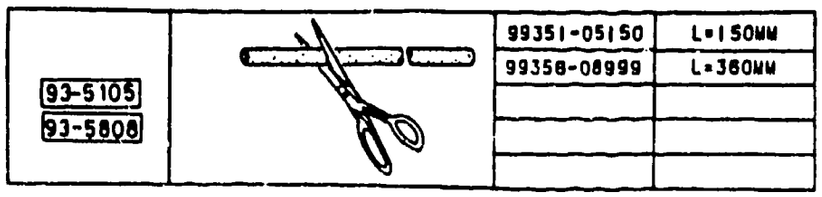

ITEM NO.	D-CODE	DESCRIPTION	PART NO.	QTY	MODEL/DESCRIPTION	REMARKS
	13 157A	CLIP	8574-13-157	2		-6919
				3		6919-
	13 421	HOSE, FUEL MAIN	B630-13-496	1	CONV.	
	13 497	HOSE, FUEL	E5A1-13-497A	1	COUPE	6919-
	45 111	PIPE, FUEL-MAIN	FB70-45-111	1	CONV.	
			FB01-45-111C	1	COUPE	
	45 128	HOSE, FUEL MAIN	FB01-42-611	1		
	45 146	PROTECTOR, FUEL HOSE	8116-45-146	1	CONV.	
			8986-45-146	1	COUPE	6919-
	45 611	PIPE, FUEL-RETURN	FB01-45-611E	1		
	45 711	PIPE, EVAPORATION	FB01-45-711B	1		
	45 712	PIPE, EVAPORATOR	FB01-45-712D	1		
	45 720	PIPE, EVAPORATION-FRONT	FB01-45-720D	1		
	45 910E	HOLDER, PIPE	FB01-45-910	2	CONV.	
				3	COUPE	
			FB67-45-910	1	CONV.	
	45 912D	HOLDER 'A'	FB01-45-912	7		
	45 914	HOLDER, PIPE	FB01-45-914	2		
	45 915A	HOLDER, PIPE	G037-45-913	1		
	45 918	CLIP, FUEL PIPE	B180-45-918	1		
	45 919	CLIP PIPE	FB01-45-919	2		
	45 919C	CLIP, PIPE	G030-45-919	2	W/O TURBO	
	45 920A	HOLDER 'B', PIPE	FB01-45-920	1		
	45 930	HOLDER 'C', PIPE	FB01-45-930	1		
	45 940	HOLDER, PIPE	FB01-45-940	1		
	45 963	HOLDER 'J', PIPE	FB01-45-9[illegible]	1	W/O TURBO	-6625
	45 970	HOLDER 'G', PIPE	FB01-45-970		W/O TURBO	-6625
	45 980	HOLDER 'D', PIPE	FB01-45-980A	▲		-6301
				1		301-
	45 990	HOLDER 'K', PIPE-FUEL	FB01-45-990	1		6301-
	93 5105	HOSE, FUEL	9935-10-515	1		
	93 5808	HOSE	9935-80-8999	1		

6301 FC33* -134718
6625 FC33* -157816
6919 FC33* -515659

4500BA-1 FUEL PIPINGS (ANTI-LOCK BRAKE SYSTEM)

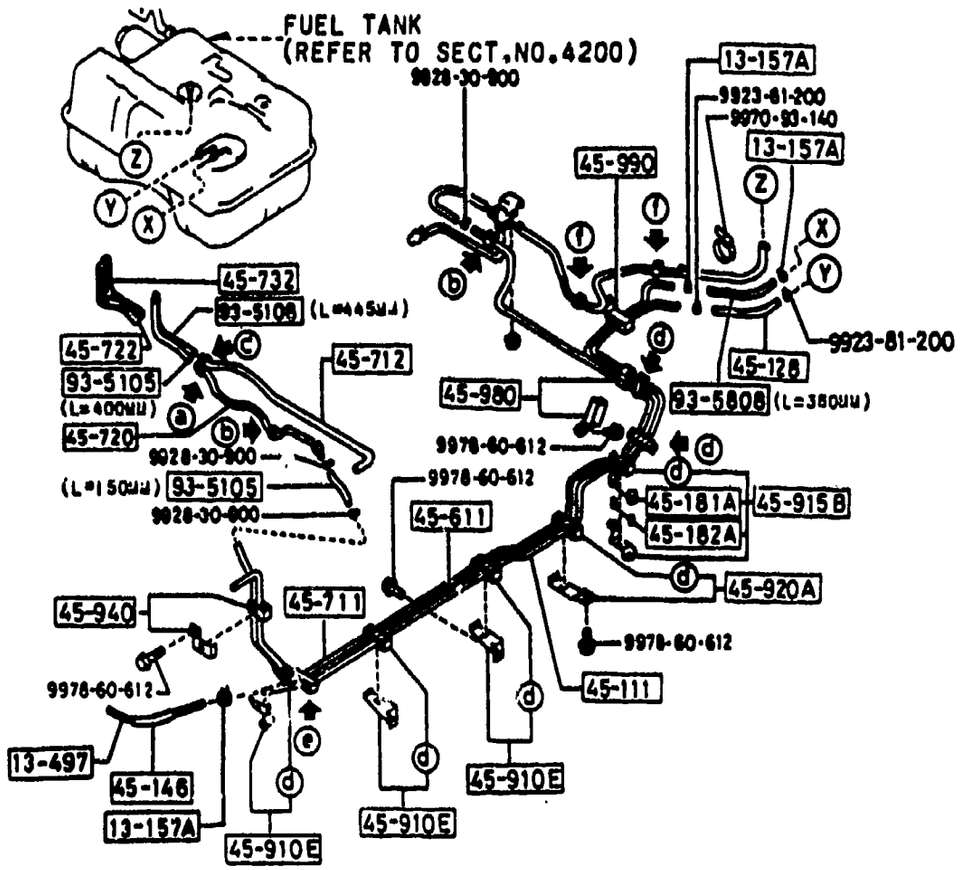

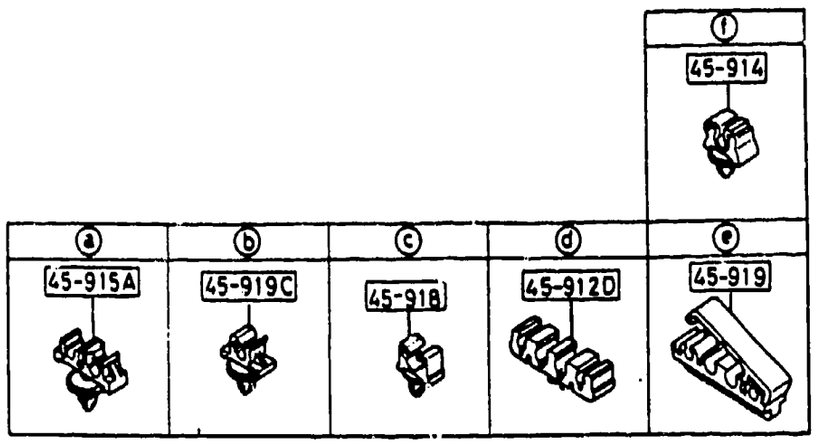

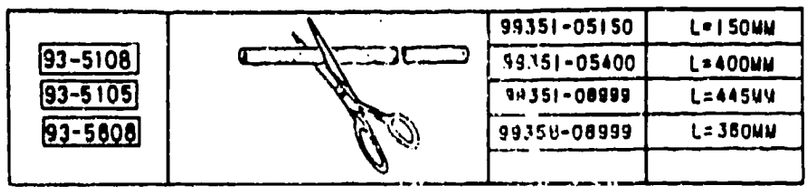

ITEM NO.	D-CODE	DESCRIPTION	PART NO.	QTY	MODEL/DESCRIPTION	REMARKS
	13 157A	CLIP	8574-13-157	2		-6919
				3		6919-
	13 497	HOSE, FUEL	E5A1-13-497A	1		6919-
	45 111	PIPE, FUEL-MAIN	FB01-45-111C	1		
	45 128	HOSE, FUEL MAIN	FB01-42-611	1		
	45 146	PROTECTOR, FUEL HOSE	8986-45-146	1		6919-
	45 181A	RUBBER, MOUNTING	FA23-45-181	2		
	45 182A	SPACER	FA23-45-182	2		
	45 611	PIPE, FUEL-RETURN	FB01-45-611E	1		
	45 711	PIPE, EVAPORATION	FB01-45-711B	1		
	45 712	PIPE, EVAPORATION	FB55-45-731	1		
	45 720	PIPE, EVAPORATION-FRONT	FB55-45-721	1		
	45 722	PROTECTOR, EVAPORATION HOSE-FRONT	FB55-45-722A	1		
	45 732	PROTECTOR, EVAPORATION HOSE	FB55-45-732A	1		
	45 910E	HOLDER, PIPE	FB01-45-910	3		
	45 912D	HOLDER 'A'	FB01-45-912	7		
	45 914	HOLDER, PIPE	FB01-45-914	2		
	45 915A	HOLDER, PIPE	G037-45-913	1		
	45 915B	HOLDER, PIPE	F048-45-930	1		
	45 918	CLIP, FUEL PIPE	B075-45-918	1		
	45 919	CLIP, PIPE	FB01-45-919	1		
	45 919C	CLIP, PIPE	G030-45-919	2		
	45 920A	HOLDER 'B', PIPE	FB01-45-920	1		
	45 940	HOLDER, PIPE	FB01-45-940	1		
	45 980	HOLDER 'D', PIPE	FB01-45-980A	1		
	45 990	HOLDER 'K', PIPE-FUEL	FB01-45-990	1		
	93 5105	HOSE, FUEL	9935-10-515	1		
			9935-10-540	1		
			9935-10-8445	1		
	93 5808	HOSE	9935-80-8959	1		

6919 FC33* -515659

4600-1 CHANGE CONTROL SYSTEM (AUTOMATIC TRANSMISSION)

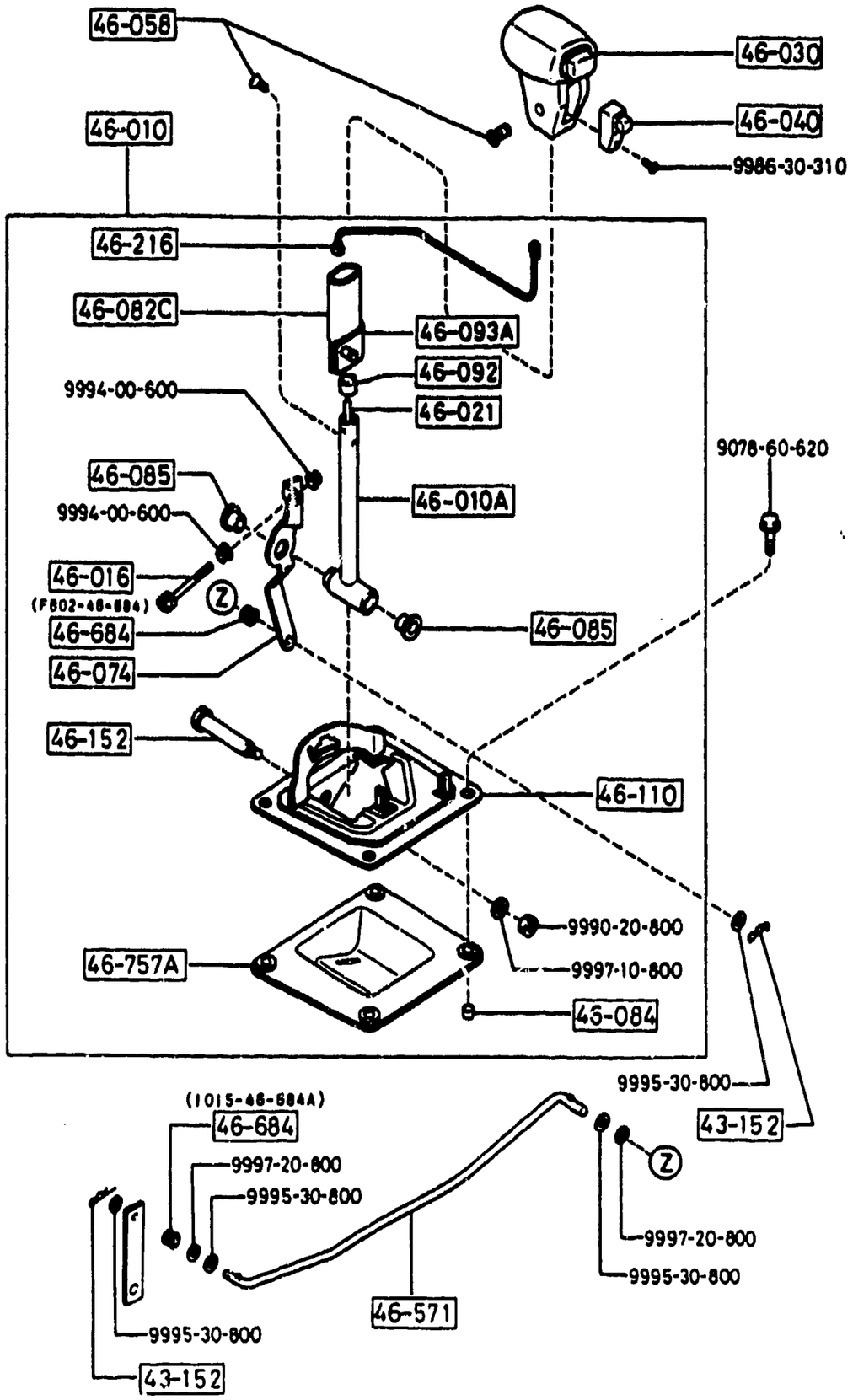

ITEM NO.	D-CODE	DESCRIPTION	PART NO.	QTY	MODEL/DESCRIPTION	REMARKS
	43 152	PIN, SNAP	D001-43-152	2		
	46 010	LEVER, SELECT	FB02-46-100D	1		
	46 016	BOLT	H002-46-016A	1		
	46 021	ROD, PUSH	FB02-46-100D	1		
	46 030	KNOB, CHANGE LEVER	FB02-46-050E	1		
		BLACK	00			
	46 040	SWITCH, OVERDRIVE CONTROL	FB02-46-040B	1		
		BLACK	00			
	46 058	SCREW, CHANGE LEVER KNOB	FB02-46-058C	2		
	46 074	LEVER, SELECT	FB02-46-074	1		
	46 082C	COVER, SELECT LEVER	FB02-46-088	1		
	46 084	SPACER, SELECT LEVER	1481-46-084A	4		
	46 085	BUSHING	FB02-46-085	2		
	46 092	BUSHING, CENTER RING	FB02-46-092	1		
	46 093A	SPACER, SELECT LEVER	FB02-46-093	1		
	46 110	BRACKET, LEVER	FB02-46-110	1		
	46 152	SPINDLE	H002-46-152	1		
	46 216	HARNESS, SELECTOR LEVER	FB02-46-216B	1		
	46 571	ROD, SELECTOR	FB02-46-571B	1		
	46 684	BUSHING	FB02-46-684	1		
			1015-46-684A	1		
	46 757A	BOOT	FB02-46-757B	1		