

GROUP 80A

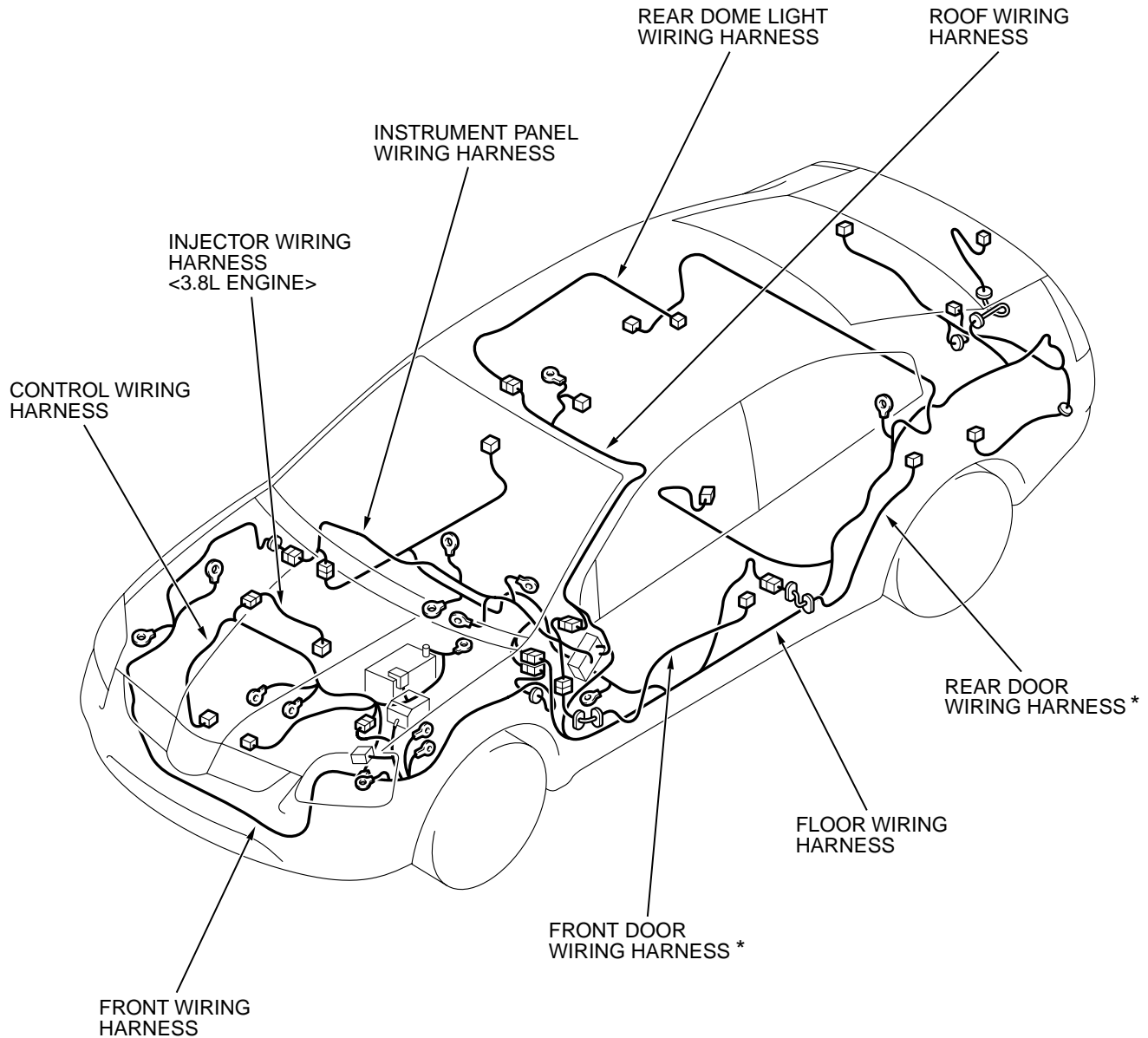
CONFIGURATION DIAGRAMS

CONTENTS

OVERALL CONFIGURATION DIAGRAM.....	80A-2	ENGINE AND TRANSAXLE <3.8L ENGINE>	80A-10
HOW TO READ CONFIGURATION DIAGRAMS	80A-3	DASH PANEL.....	80A-14
ENGINE COMPARTMENT.....	80A-4	FLOOR AND ROOF	80A-22
ENGINE AND TRANSAXLE <2.4L ENGINE>.....	80A-6	DOOR	80A-24
		LUGGAGE COMPARTMENT.....	80A-25

OVERALL CONFIGURATION DIAGRAM

M1801000100558



AC304369AB

NOTE:

1. This illustration shows only major wiring harnesses.
2. *: also equipped at the right side.

HOW TO READ CONFIGURATION DIAGRAMS

M1801000200555

The wiring harness diagrams clearly show the connector locations and harness configurations on actual vehicles. Some variations are included in one configuration diagram. Accordingly, some diagrams may not be applicable for individual vehicles.

Denotes connector No.
The same connector No. is used throughout the circuit diagrams to facilitate connector location searches.
The first alphabetical symbol indicates the location site of the connector and a number that follows is the unique number.
Numbers are usually assigned to parts in clockwise order on the diagram.

Example: A-19

- Number specific to connector (serial number)
- Connector location site symbol

A: ENGINE COMPARTMENT	D: FLOOR AND ROOF
B: ENGINE AND TRANSAXLE	E: DOOR
C: DASH PANEL	F: LUGGAGE COMPARTMENT

Denotes ground point.
Same ground number is used throughout circuit diagrams to facilitate search of ground point.
Refer to GROUP 70 COMPONENT LOCATIONS -GROUND MOUNTING LOCATIONS for details of ground points.

Denotes harness name.

Denotes a section covered by a corrugated tube.

The mark ★ shows the standard mounting position of wiring harness.

Denotes the color of the tube
(If not specified, it is black).
R: Red
Y: Yellow

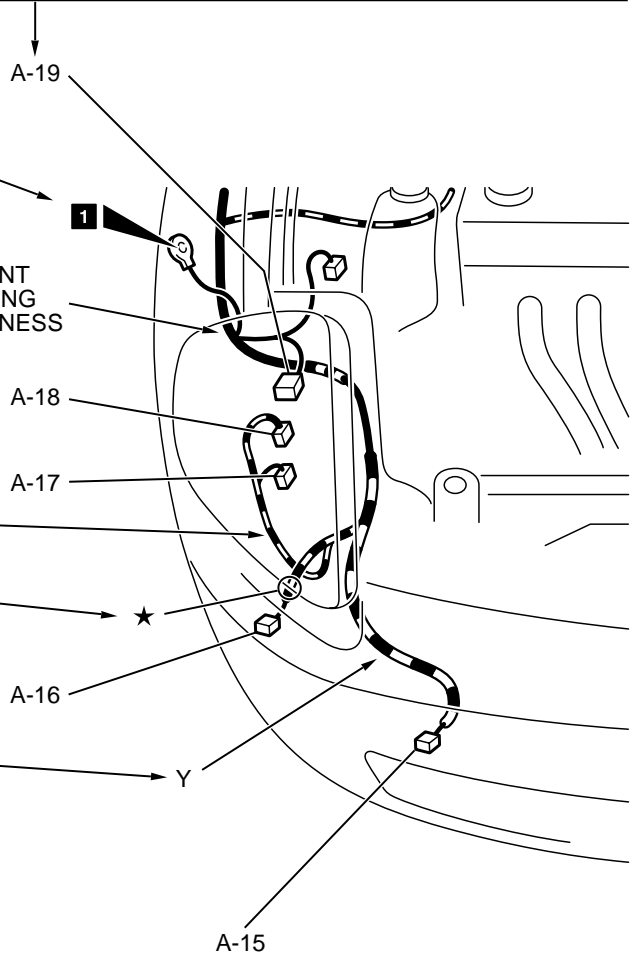
The number of connector pins and the connector color (except milk white)* are shown for ease of retrieval.

Example: (2-B)

- Connector color (milk white if no color is indicated)
- Number of connector pins

*: Typical connector colors

B: Black	BR: Brown
Y: Yellow	V: Violet
L: Blue	O: Orange
G: Green	GR: Gray
R: Red	NONE: Milk white

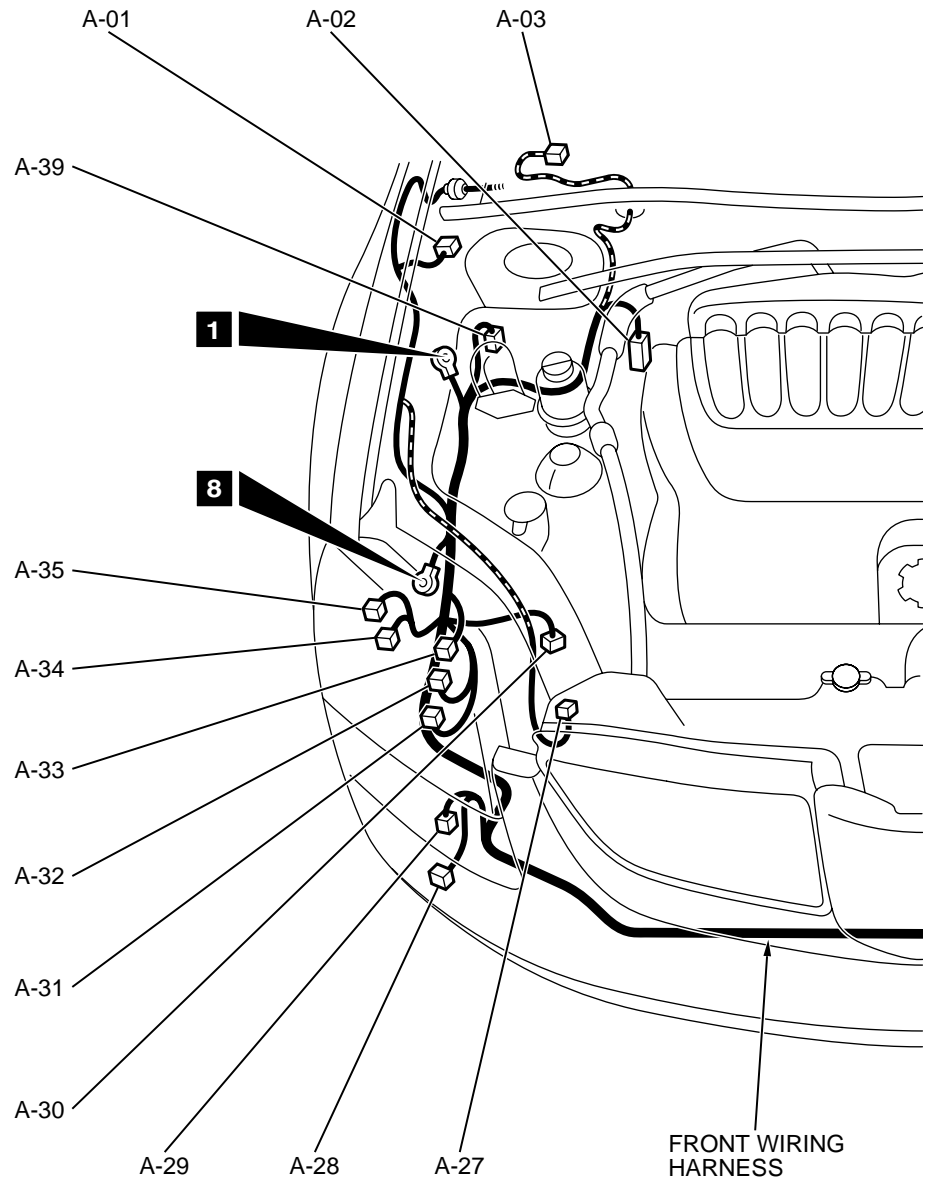
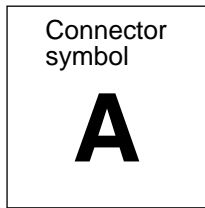


- A-15 (2) FOG LIGHT (RH)
- A-16 (2-GR) HORN (LOW)
- A-17 (2-B) HEADLIGHT (RH)
- A-18 (2-B) WINDSHIELD WASHER MOTOR
- A-19 (2-GR) DUAL PRESSURE SWITCH

Indicates the device to which the connector is connected.

ENGINE COMPARTMENT

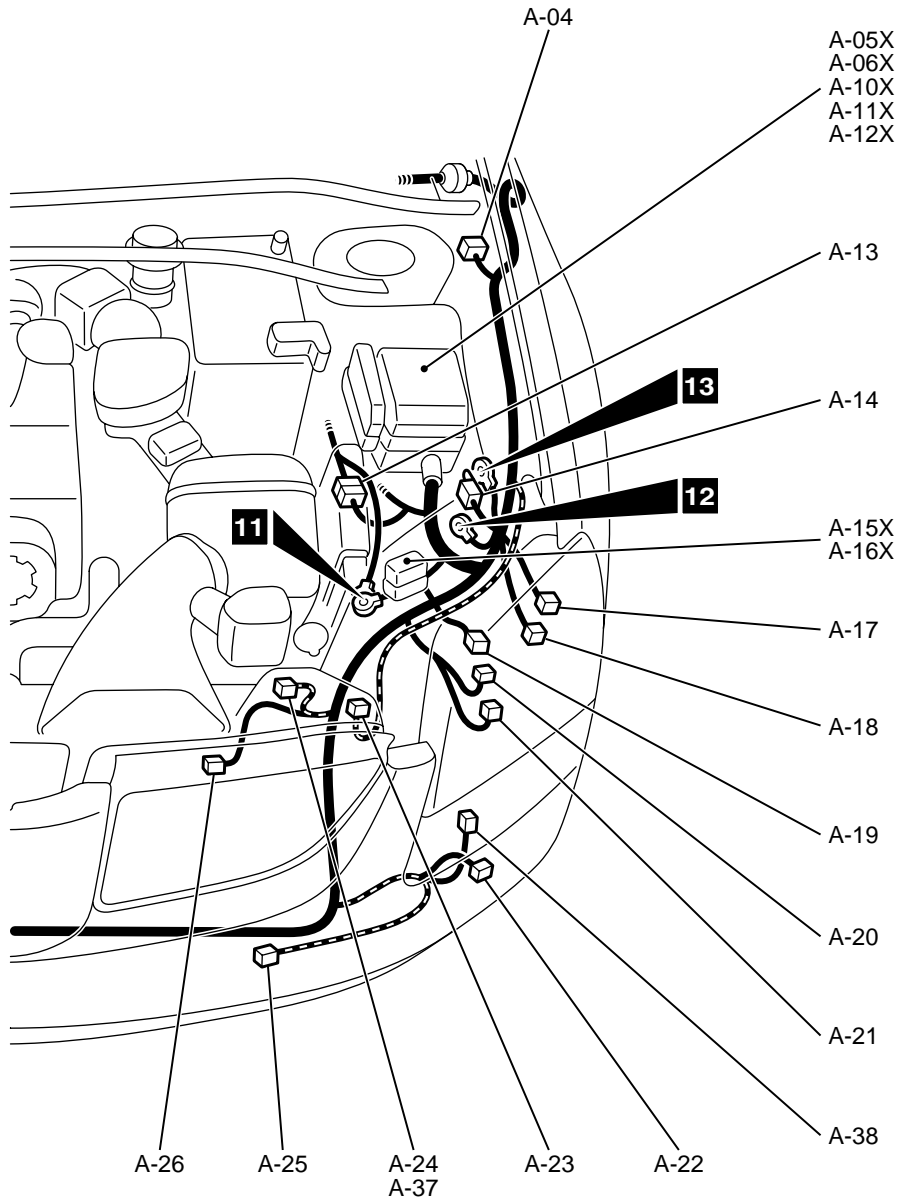
M180100301403



CONNECTOR COLOR
CODE
B: BLACK
BR: BROWN
G: GREEN
GR: GRAY
L: BLUE
NONE: MILK WHITE
O: ORANGE
R: RED
V: VIOLET
Y: YELLOW

AC304351AC

A-01	(2-B)	WHEEL SPEED SENSOR (FRONT: RH)	A-13	(17-GR)	FRONT WIRING HARNESS AND CONTROL WIRING HARNESS COMBINATION
A-02	(28-GR)	ABS-ECU OR ABS/TCL-ECU	A-14	(6-GR)	GROUNDING CONNECTOR
A-03	(5-B)	WINDSHIELD WIPER MOTOR	A-15X	(4)	CONDENSER FAN RELAY
A-04	(2-B)	WHEEL SPEED SENSOR (FRONT: LH)	A-16X	(5)	RADIATOR FAN RELAY
A-05X	(4)	FOG LIGHT RELAY	A-17	(2)	FRONT SIDE MARKER LIGHT (LH)
A-06X	(4)	HORN RELAY	A-18	(3-GR)	FRONT COMBINATION LIGHT (LH)
A-10X	(4)	FAN CONTROL RELAY	A-19	(3-GR)	HEADLIGHT (LH) <2-BULB TYPE>
A-11X	(11)	FRONT-ECU	A-20	(2-BR)	HEADLIGHT (LOW: LH) <4-BULB TYPE>
A-12X	(11)	FRONT-ECU			

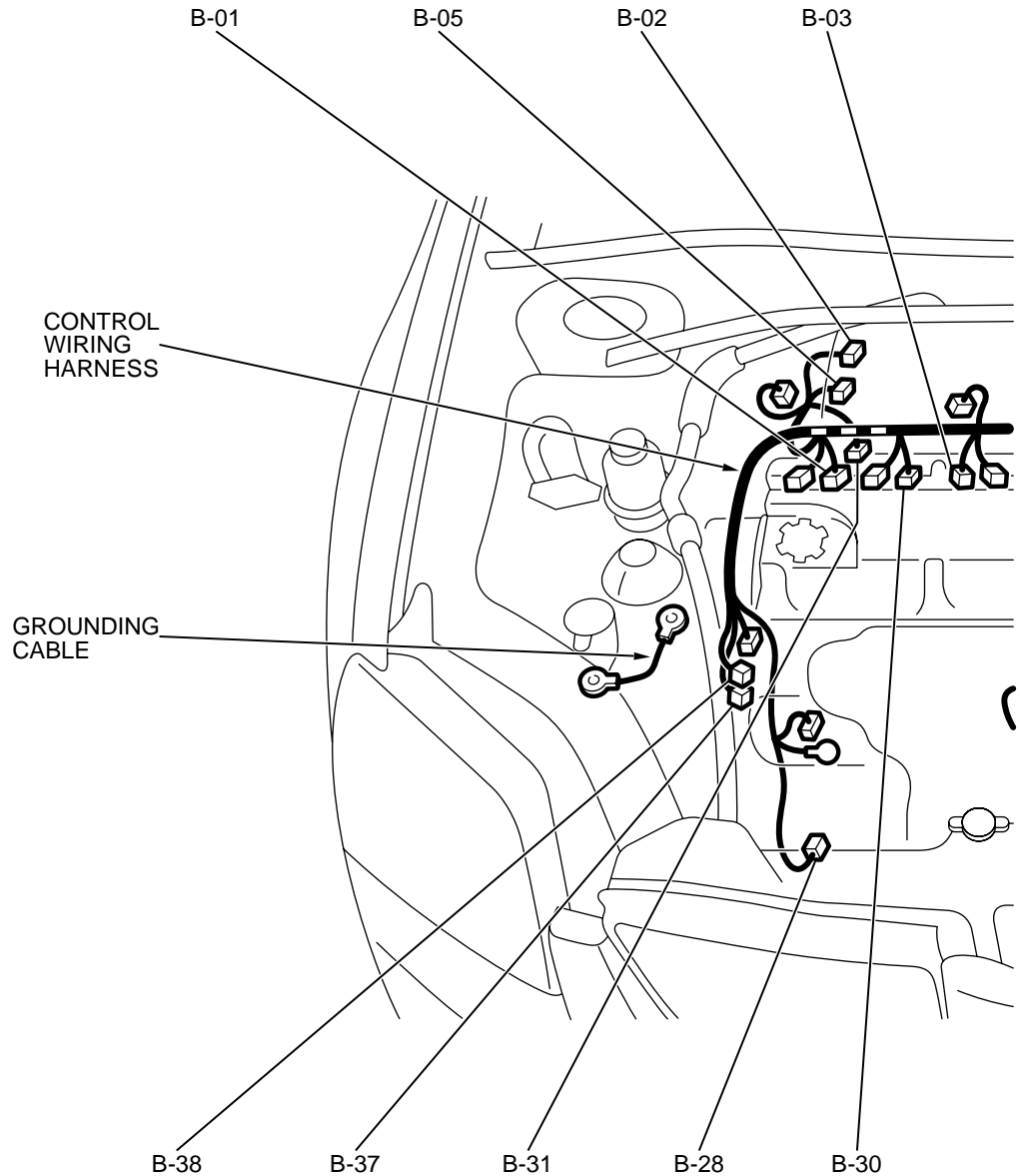
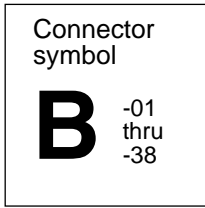


AC400211AB

A-21	(2-B)	HEADLIGHT (HIGH: LH) <4-BULB TYPE>	A-31	(2-B)	HEADLIGHT (HIGH: RH) <4-BULB TYPE>
A-22	(2-B)	FOG LIGHT (LH)	A-32	(2-BR)	HEADLIGHT (LOW: RH) <4-BULB TYPE>
A-23	(2-Y)	FRONT IMPACT SENSOR (LH)	A-33	(3-GR)	HEADLIGHT (RH) <2-BULB TYPE>
A-24	(2-GR)	CONDENSER FAN MOTOR <3.8L ENGINE>	A-34	(3-GR)	FRONT COMBINATION LIGHT (RH)
A-25	(2-BR)	AMBIENT TEMPERATURE SENSOR	A-35	(2)	FRONT SIDE MARKER LIGHT (RH)
A-26	(2-GR)	RADIATOR FAN MOTOR	A-37	(2-B)	CONDENSER FAN MOTOR <2.4L ENGINE>
A-27	(2-Y)	FRONT IMPACT SENSOR (RH)	A-38	(1-B)	HORN (LOW)
A-28	(2-B)	FOG LIGHT (RH)	A-39	(1-B)	HORN (HIGH)
A-29	(2)	WINDSHIELD WASHER MOTOR			
A-30	(2-B)	A/C PRESSURE SENSOR			

ENGINE AND TRANSAXLE <2.4L ENGINE>

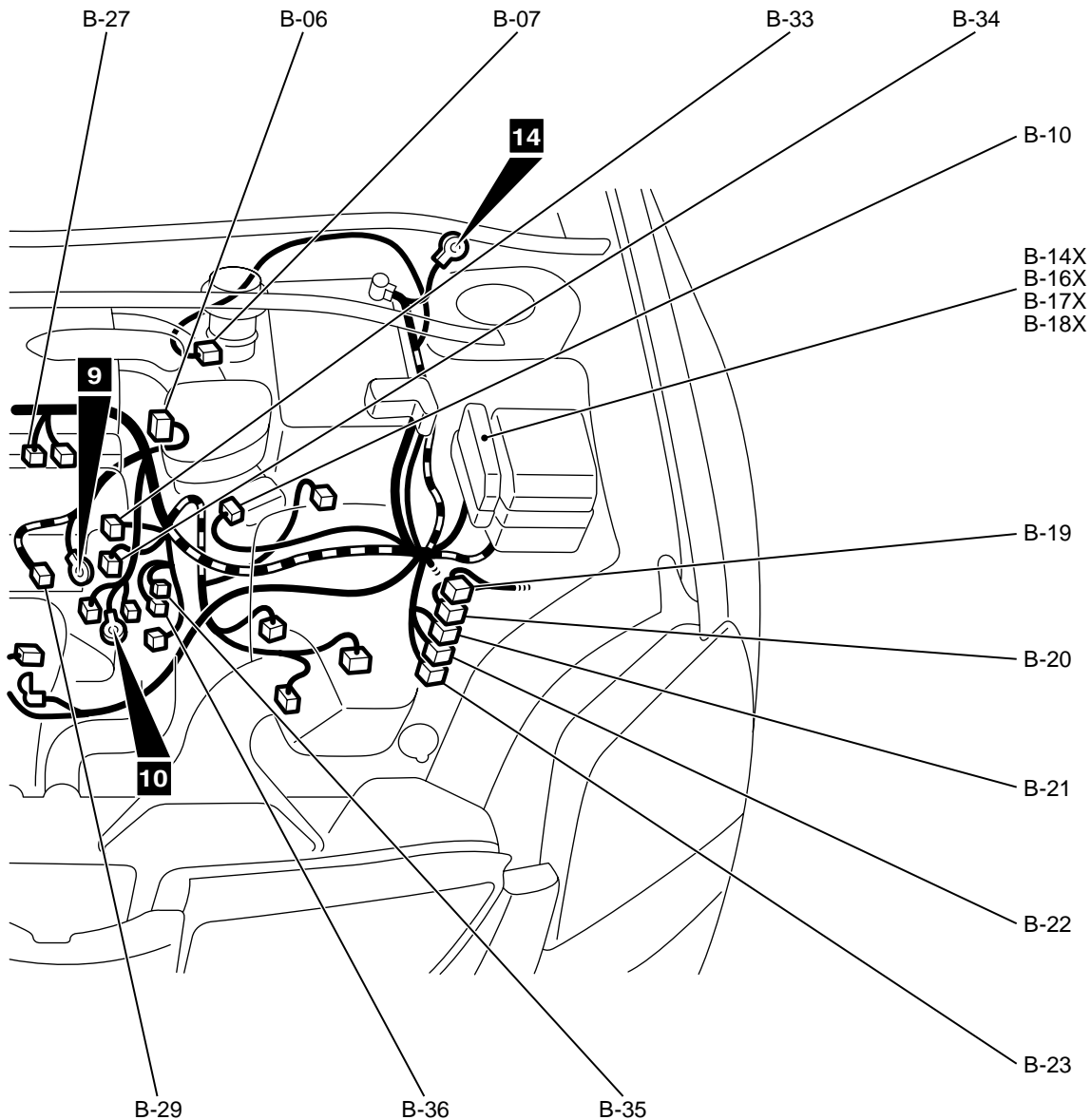
M1801000401068



CONNECTOR COLOR CODE
 B: BLACK
 BR: BROWN
 G: GREEN
 GR: GRAY
 L: BLUE
 NONE: MILK WHITE
 O: ORANGE
 R: RED
 V: VIOLET
 Y: YELLOW

AC400213AB

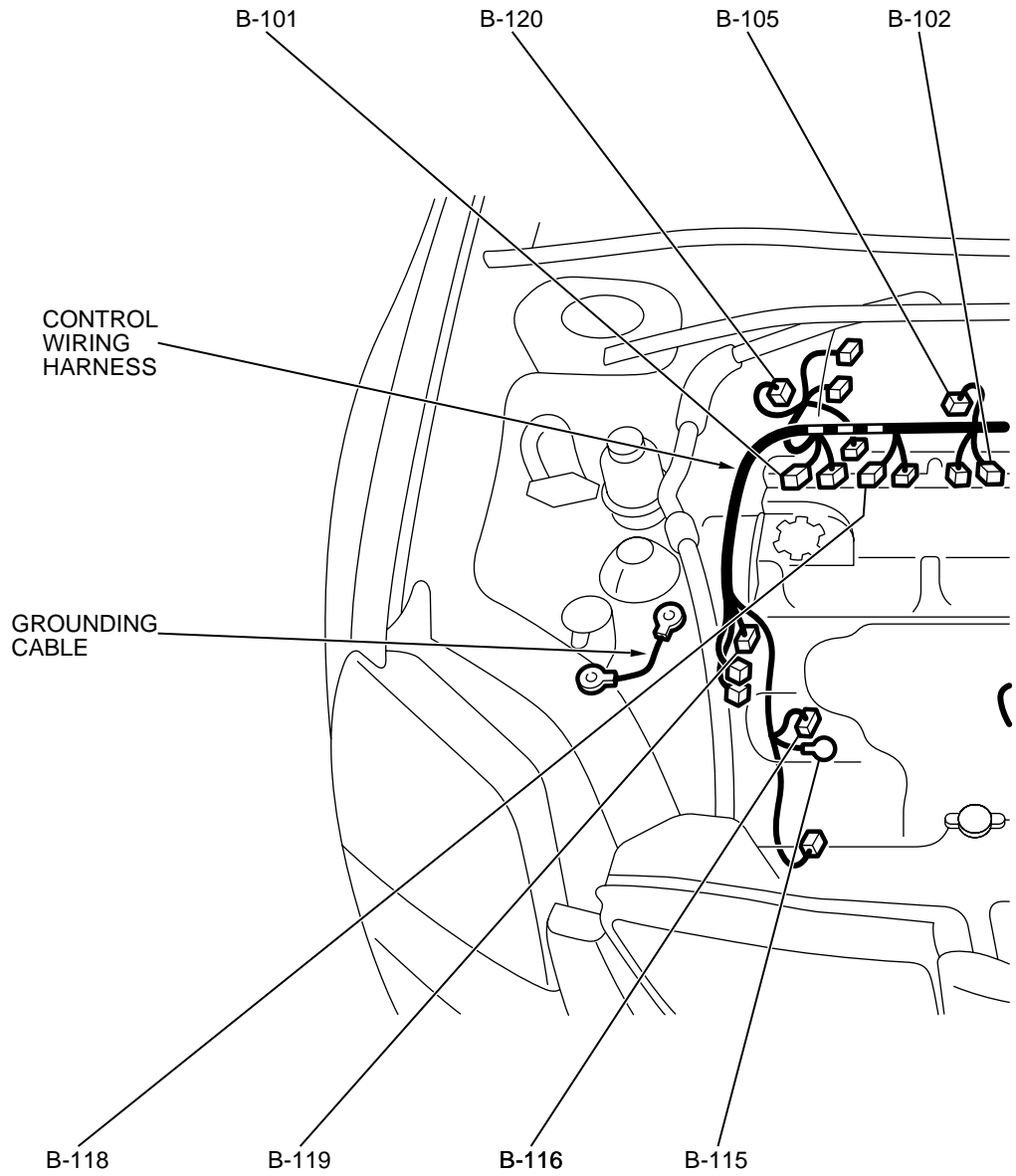
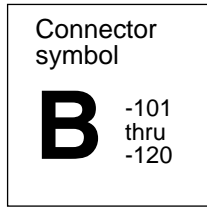
B-01 (2-GR)	INJECTOR 1	B-14X (4)	THROTTLE ACTUATOR CONTROL MOTOR RELAY
B-02 (3-B)	MANIFOLD ABSOLUTE PRESSURE SENSOR	B-16X (4)	A/T CONTROL RELAY
B-03 (2-GR)	INJECTOR 3	B-17X (4)	MFI RELAY
B-05 (2-B)	EVAPORATIVE EMISSION PURGE SOLENOID	B-18X (4)	A/C COMPRESSOR CLUTCH RELAY
B-06 (6-B)	THROTTLE BODY ASSEMBLY	B-19 (18-B)	POWERTRAIN CONTROL MODULE
B-07 (2-GR)	BRAKE FLUID LEVEL SWITCH	B-20 (23)	POWERTRAIN CONTROL MODULE
B-10 (4-GR)	MASS AIRFLOW SENSOR	B-21 (33-B)	POWERTRAIN CONTROL MODULE
		B-22 (23-B)	POWERTRAIN CONTROL MODULE



AC400214AB

B-23	(33)	POWERTRAIN CONTROL MODULE	B-35	(4-B)	CYLINDER 2, 3 HEATED OXYGEN SENSOR (REAR)
B-27	(2-GR)	INJECTOR 4	B-36	(4-GR)	CYLINDER 2, 3 HEATED OXYGEN SENSOR (FRONT)
B-28	(1-B)	A/C COMPRESSOR ASSEMBLY	B-37	(4-GR)	CYLINDER 1, 4 HEATED OXYGEN SENSOR (FRONT)
B-29	(1-B)	ENGINE OIL PRESSURE SWITCH	B-38	(4-B)	CYLINDER 1, 4 HEATED OXYGEN SENSOR (REAR)
B-30	(2-GR)	INJECTOR 2			
B-31	(1-B)	POWER STEERING PRESSURE SWITCH			
B-33	(2-B)	ENGINE OIL CONTROL VALVE			
B-34	(1-B)	ENGINE OIL PRESSURE SWITCH (FOR ENGINE OIL CONTROL VALVE)			

ENGINE AND TRANSAXLE <2.4L ENGINE> (CONTINUED)

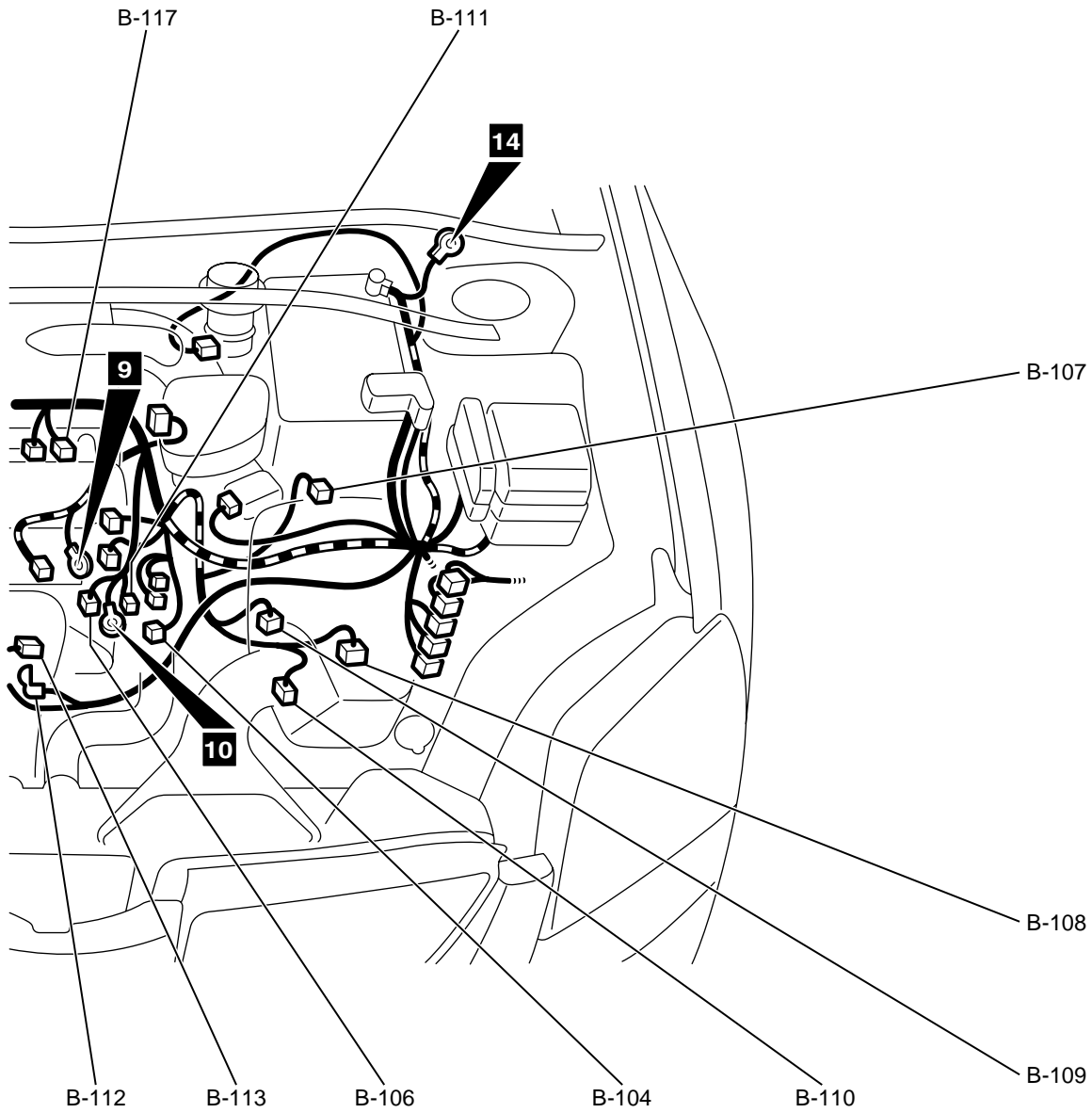


- CONNECTOR COLOR CODE
- B: BLACK
 - BR: BROWN
 - G: GREEN
 - GR: GRAY
 - L: BLUE
 - NONE: MILK WHITE
 - O: ORANGE
 - R: RED
 - V: VIOLET
 - Y: YELLOW

AC400213AC

- B-101 (3-GR) IGNITION COIL 1
- B-102 (3-GR) IGNITION COIL 3
- B-104 (2-B) ENGINE COOLANT TEMPERATURE SENSOR
- B-105 (6-GR) EXHAUST GAS RECIRCULATION VALVE

- B-106 (3-B) CAMSHAFT POSITION SENSOR
- B-107 (3-GR) OUTPUT SHAFT SPEED SENSOR
- B-108 (10-GR) A/T CONTROL SOLENOID VALVE ASSEMBLY
- B-109 (3-B) INPUT SHAFT SPEED SENSOR



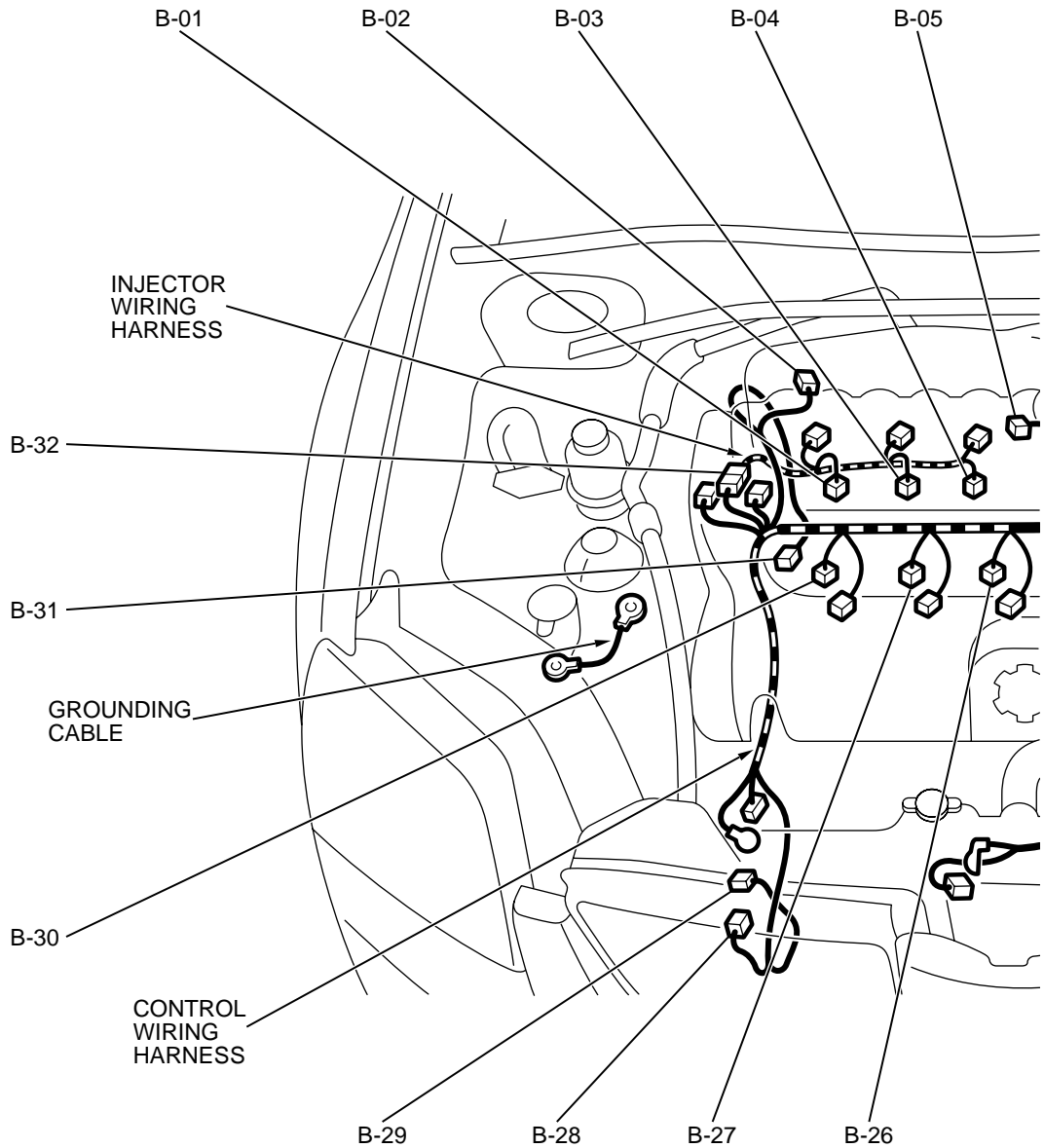
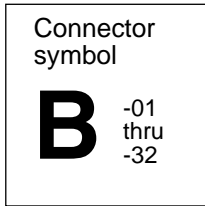
AC400214AC

B-110 (10-B) TRANSMISSION RANGE SWITCH
 B-111 (1-B) CAPACITOR
 B-112 (1) STARTER
 B-113 (1-B) STARTER
 B-115 (1) GENERATOR

B-116 (4-GR) GENERATOR
 B-117 (3-GR) IGNITION COIL 4
 B-118 (3-GR) IGNITION COIL 2
 B-119 (3-GR) CRANKSHAFT POSITION SENSOR
 B-120 (2-GR) KNOCK SENSOR

ENGINE AND TRANSAXLE <3.8L ENGINE>

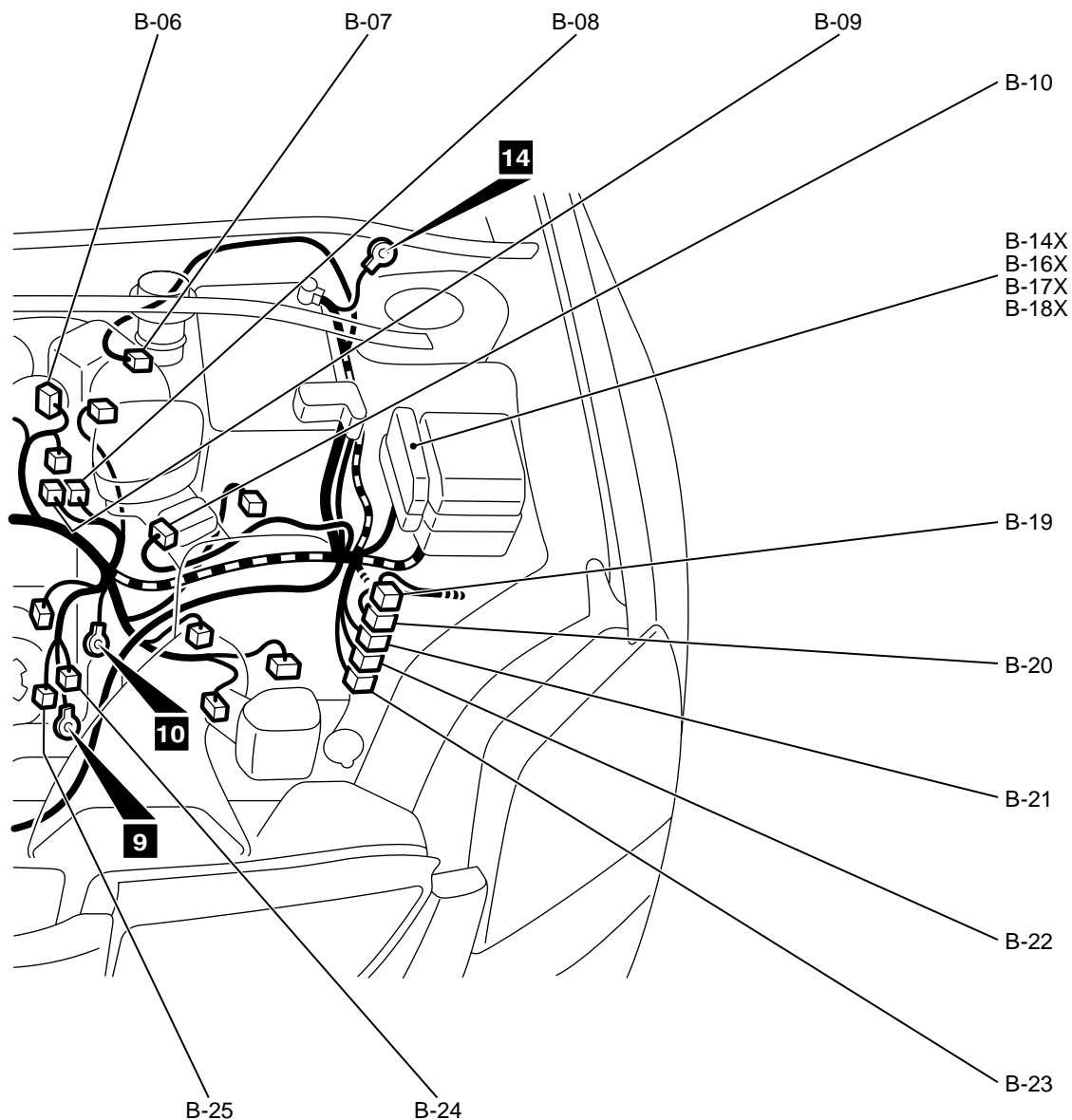
M1801000401079



CONNECTOR COLOR CODE
 B: BLACK
 BR: BROWN
 G: GREEN
 GR: GRAY
 L: BLUE
 NONE: MILK WHITE
 O: ORANGE
 R: RED
 V: VIOLET
 Y: YELLOW

AC304357AB

B-01	(2-GR)	INJECTOR 1	B-09	(4-B)	RIGHT BANK HEATED OXYGEN SENSOR (FRONT)
B-02	(3-B)	MANIFOLD ABSOLUTE PRESSURE SENSOR	B-10	(4-GR)	MASS AIRFLOW SENSOR
B-03	(2-GR)	INJECTOR 3	B-14X	(4)	THROTTLE ACTUATOR CONTROL MOTOR RELAY
B-04	(2-GR)	INJECTOR 5	B-16X	(4)	A/T CONTROL RELAY
B-05	(2-B)	EVAPORATIVE EMISSION PURGE SOLENOID	B-17X	(4)	MFI RELAY
B-06	(6-B)	THROTTLE BODY ASSEMBLY	B-18X	(4)	A/C COMPRESSOR CLUTCH RELAY
B-07	(2-GR)	BRAKE FLUID LEVEL SWITCH			
B-08	(4-GR)	RIGHT BANK HEATED OXYGEN SENSOR (REAR)			

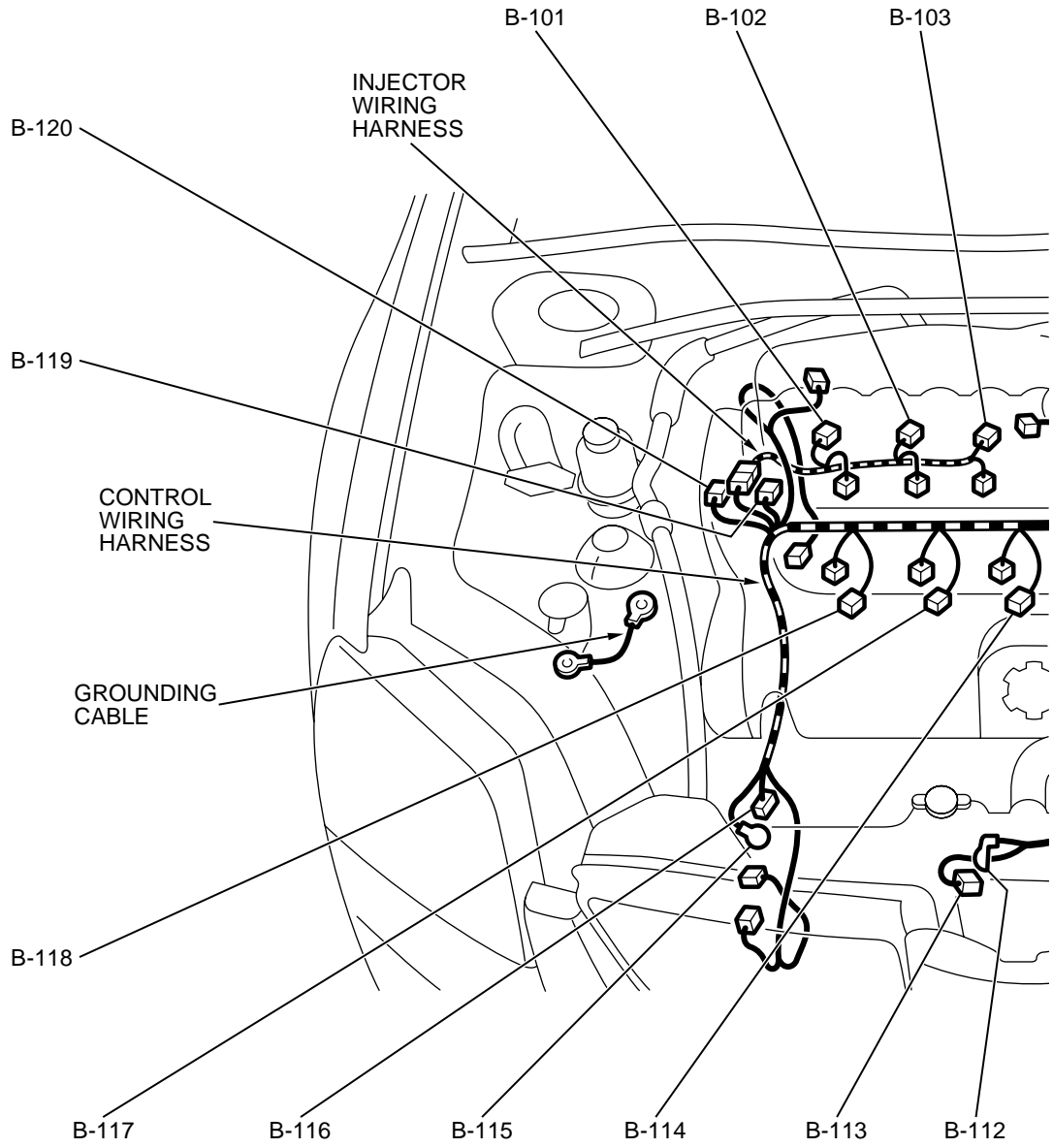


AC400217AB

B-19	(18-B)	POWERTRAIN CONTROL MODULE	B-27	(2-GR)	INJECTOR 4
B-20	(23)	POWERTRAIN CONTROL MODULE	B-28	(1-B)	A/C COMPRESSOR ASSEMBLY
B-21	(33-B)	POWERTRAIN CONTROL MODULE	B-29	(1-B)	ENGINE OIL PRESSURE SWITCH
B-22	(23-B)	POWERTRAIN CONTROL MODULE	B-30	(2-GR)	INJECTOR 2
B-23	(33)	POWERTRAIN CONTROL MODULE	B-31	(1-B)	POWER STEERING PRESSURE SWITCH
B-24	(4-GR)	LEFT BANK HEATED OXYGEN SENSOR (REAR)	B-32	(10-B)	CONTROL WIRING HARNESS AND INJECTOR WIRING HARNESS COMBINATION
B-25	(4-B)	LEFT BANK HEATED OXYGEN SENSOR (FRONT)			
B-26	(2-GR)	INJECTOR 6			

ENGINE AND TRANSAXLE <3.8L ENGINE> (CONTINUED)

Connector symbol
B -101 thru -120

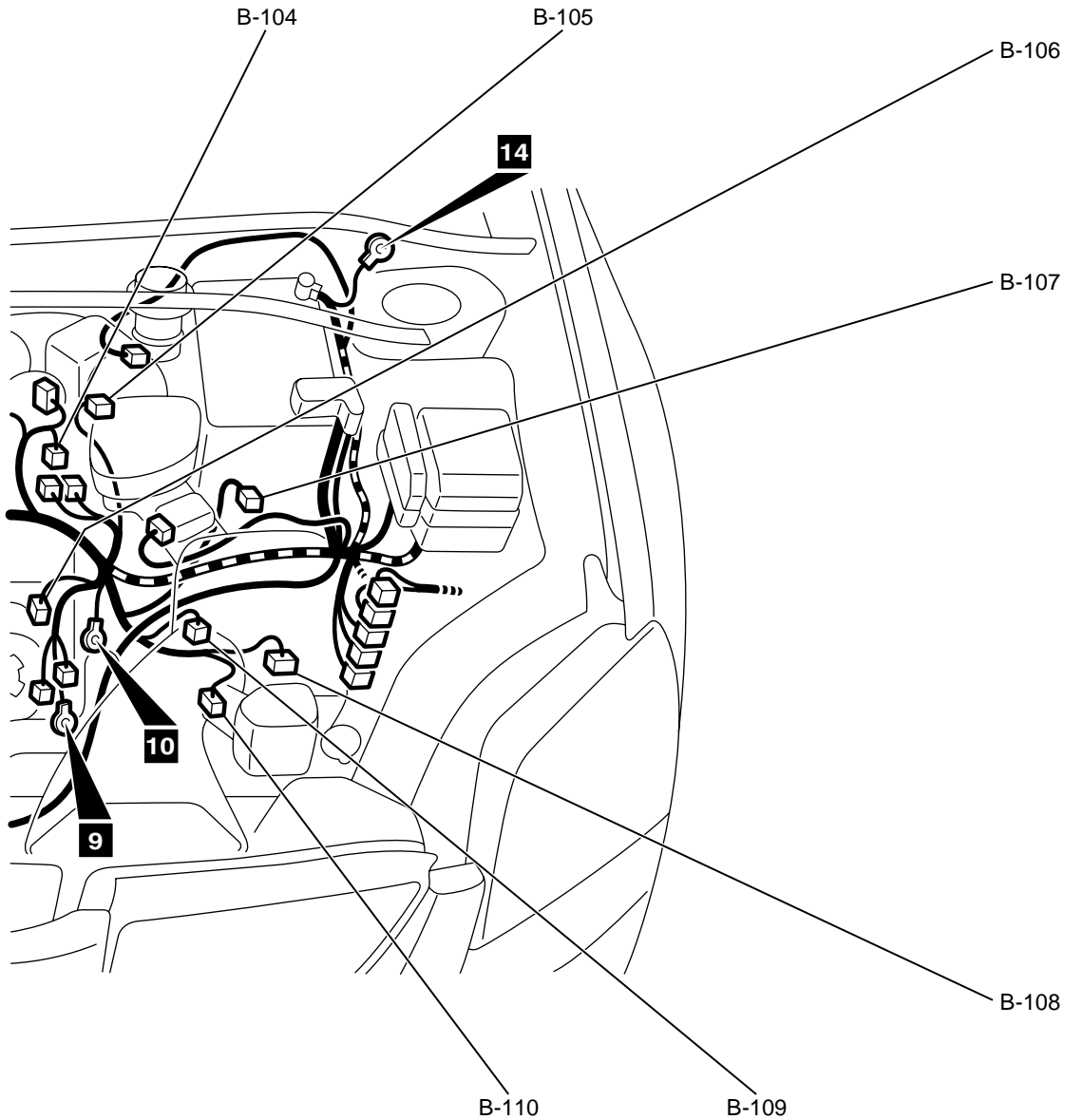


CONNECTOR COLOR CODE
B: BLACK
BR: BROWN
G: GREEN
GR: GRAY
L: BLUE
NONE: MILK WHITE
O: ORANGE
R: RED
V: VIOLET
Y: YELLOW

AC304357AC

- B-101 (3-GR) IGNITION COIL 1
- B-102 (3-GR) IGNITION COIL 3
- B-103 (3-GR) IGNITION COIL 5
- B-104 (2-B) ENGINE COOLANT TEMPERATURE SENSOR
- B-105 (6-GR) EXHAUST GAS RECIRCULATION VALVE

- B-106 (3-B) CAMSHAFT POSITION SENSOR
- B-107 (3-GR) OUTPUT SHAFT SPEED SENSOR
- B-108 (10-GR) A/T CONTROL SOLENOID VALVE ASSEMBLY
- B-109 (3-B) INPUT SHAFT SPEED SENSOR
- B-110 (10-B) TRANSMISSION RANGE SWITCH



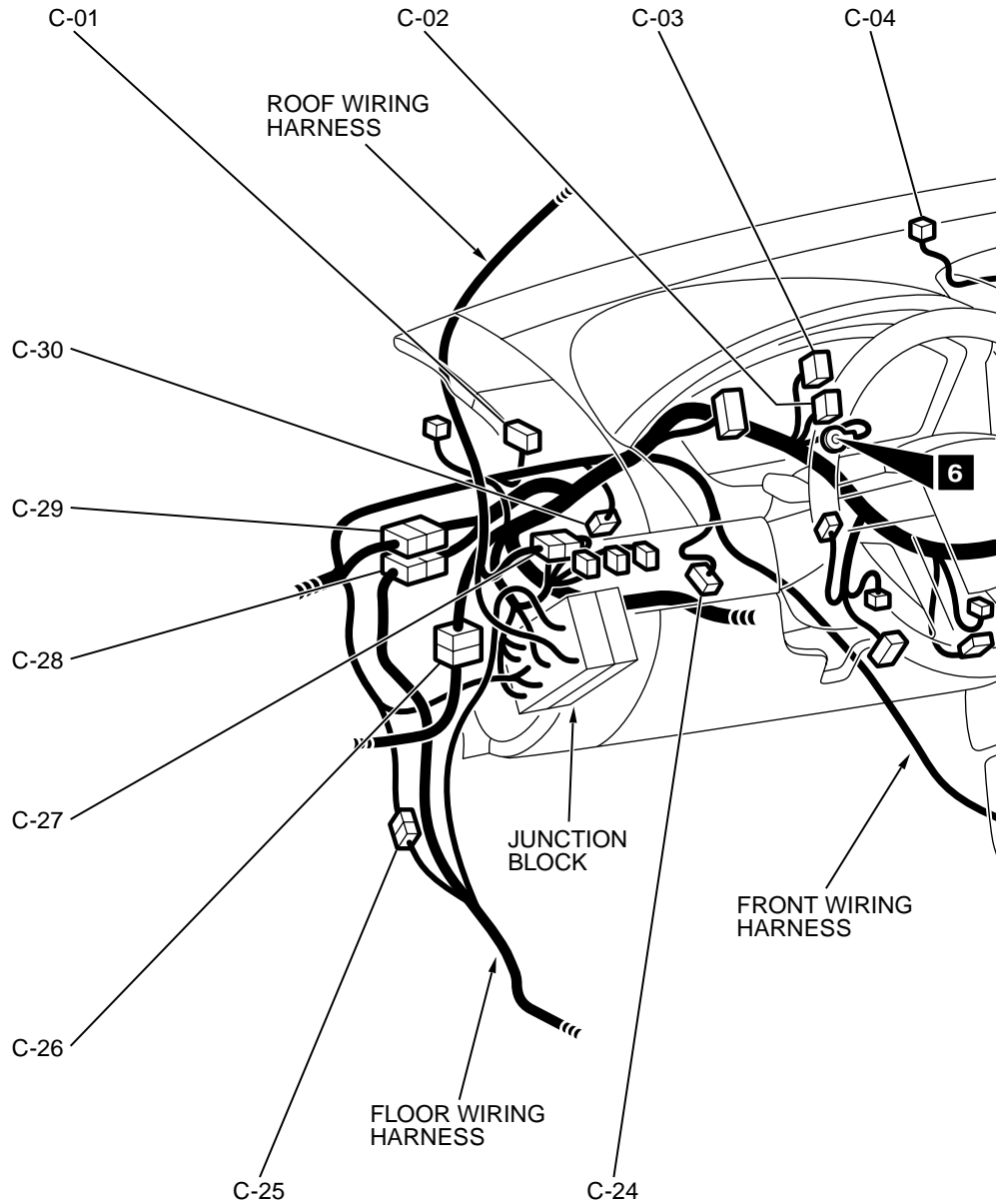
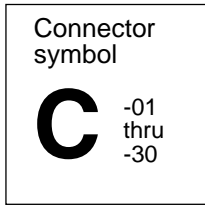
B-112 (1) STARTER
 B-113 (1-B) STARTER
 B-114 (3-GR) IGNITION COIL 6
 B-115 (1) GENERATOR
 B-116 (4-GR) GENERATOR

B-117 (3-GR) IGNITION COIL 4
 B-118 (3-GR) IGNITION COIL 2
 B-119 (3-B) CRANKSHAFT POSITION SENSOR
 B-120 (2-GR) KNOCK SENSOR

AC400217AC

DASH PANEL

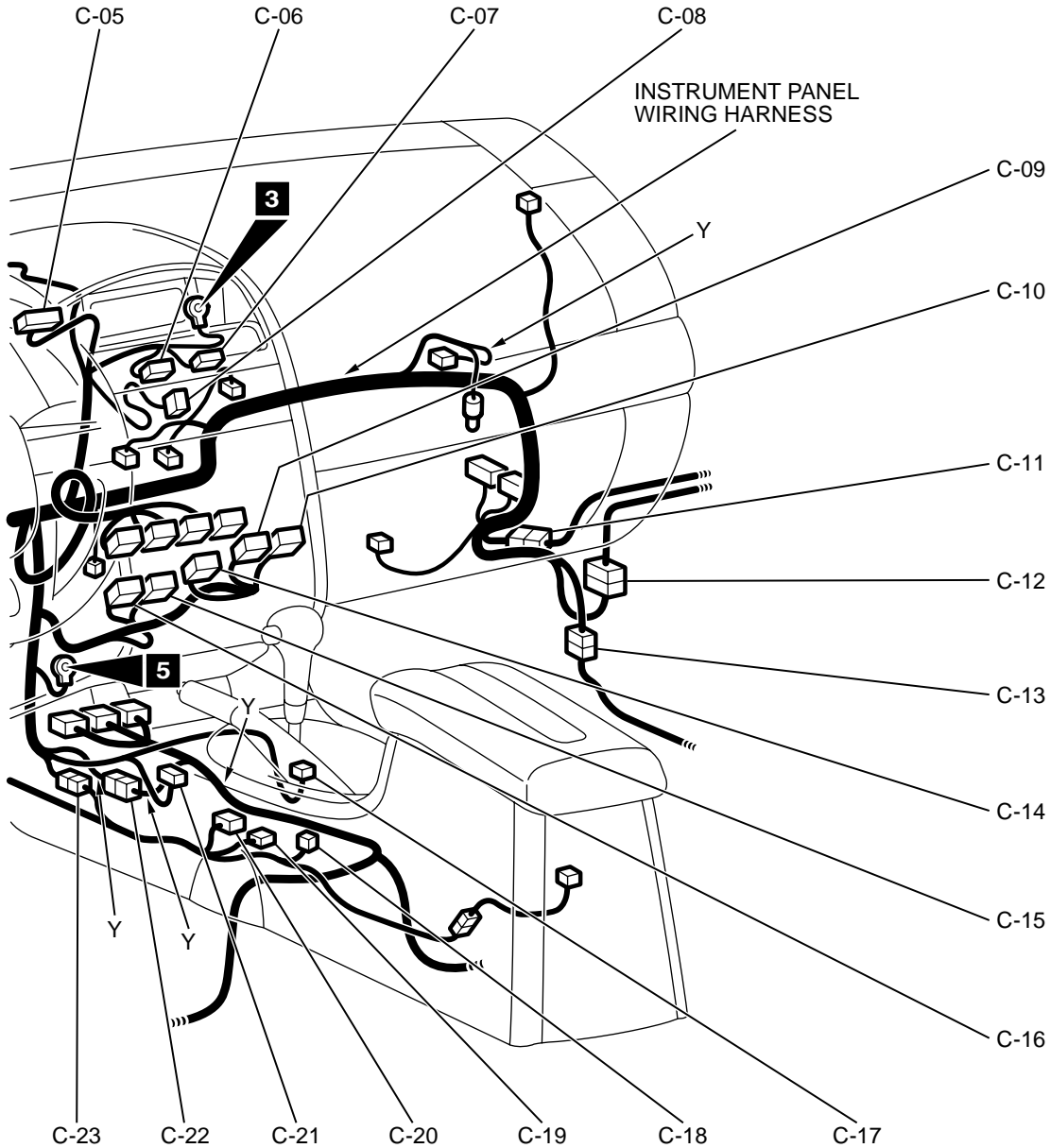
M1801000601147



- CONNECTOR COLOR CODE
- B: BLACK
 - BR: BROWN
 - G: GREEN
 - GR: GRAY
 - L: BLUE
 - NONE: MILK WHITE
 - O: ORANGE
 - R: RED
 - V: VIOLET
 - Y: YELLOW

C-01	(33)	J/C (1)	C-12	(19)	INSTRUMENT PANEL WIRING HARNESS AND FRONT DOOR WIRING HARNESS (RH) COMBINATION
C-02	(22)	J/C (3)	C-13	(8)	INSTRUMENT PANEL WIRING HARNESS AND FLOOR WIRING HARNESS COMBINATION
C-03	(33)	J/C (2)	C-14	(6)	BLOWER SWITCH <MANUAL A/C (LOW)>
C-04	(2)	PHOTO SENSOR <AUTOMATIC A/C>	C-15	(20-B)	A/C-ECU <MANUAL A/C (MIDDLE), AUTOMATIC A/C>
C-05	(20-B)	MULTI CENTER DISPLAY UNIT	C-16	(16-B)	A/C-ECU <MANUAL A/C (MIDDLE), AUTOMATIC A/C>
C-06	(3)	AIR BAG OFF INDICATOR LIGHT (PASSENGER'S SIDE)	C-17	(2)	ACCESSORY SOCKET (1)
C-07	(4)	SEAT BELT WARNING LIGHT (PASSENGER'S SIDE)	C-18	(1-B)	PARKING BRAKE SWITCH
C-08	(4)	HAZARD WARNING LIGHT SWITCH			
C-09	(12-B)	A/C-ECU <MANUAL A/C (LOW)>			
C-10	(16-B)	A/C-ECU <MANUAL A/C (LOW)>			
C-11	(2)	INSTRUMENT PANEL WIRING HARNESS AND FRONT WIRING HARNESS COMBINATION			

AC304360AB

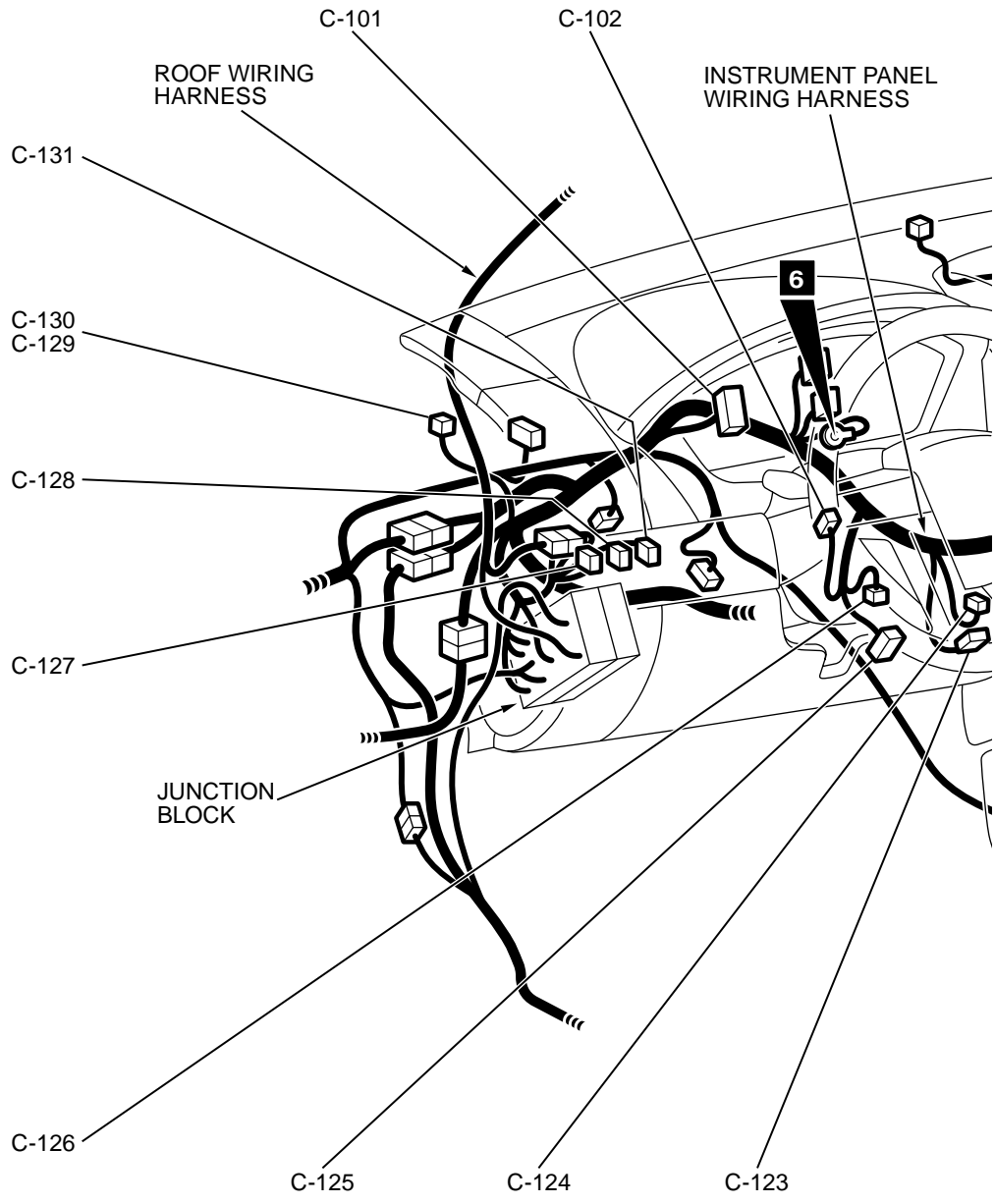
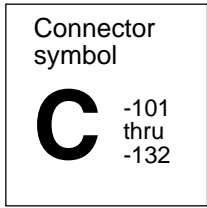


AC401090AB

C-19	(2)	AVT SELECTOR LEVER POSITION ILLUMINATION LIGHT <2.4L ENGINE>	C-25	(16)	FRONT WIRING HARNESS AND FLOOR WIRING HARNESS COMBINATION
C-20	(6)	SHIFT SWITCH ASSEMBLY <3.8L ENGINE>	C-26	(32)	INSTRUMENT PANEL WIRING HARNESS AND FRONT DOOR WIRING HARNESS (LH) COMBINATION
C-21	(9)	HEATED SEAT SWITCH	C-27	(4)	INSTRUMENT PANEL WIRING HARNESS AND ROOF WIRING HARNESS COMBINATION
C-22	(28-Y)	INSTRUMENT PANEL WIRING HARNESS AND FLOOR WIRING HARNESS COMBINATION	C-28	(43)	INSTRUMENT PANEL WIRING HARNESS AND FLOOR WIRING HARNESS COMBINATION
C-23	(8)	INSTRUMENT PANEL WIRING HARNESS AND FRONT WIRING HARNESS COMBINATION	C-29	(38)	INSTRUMENT PANEL WIRING HARNESS AND FRONT WIRING HARNESS COMBINATION
C-24	(6-B)	ACCELERATOR PEDAL POSITION SENSOR	C-30	(4)	STOPLIGHT SWITCH

TSB Revision

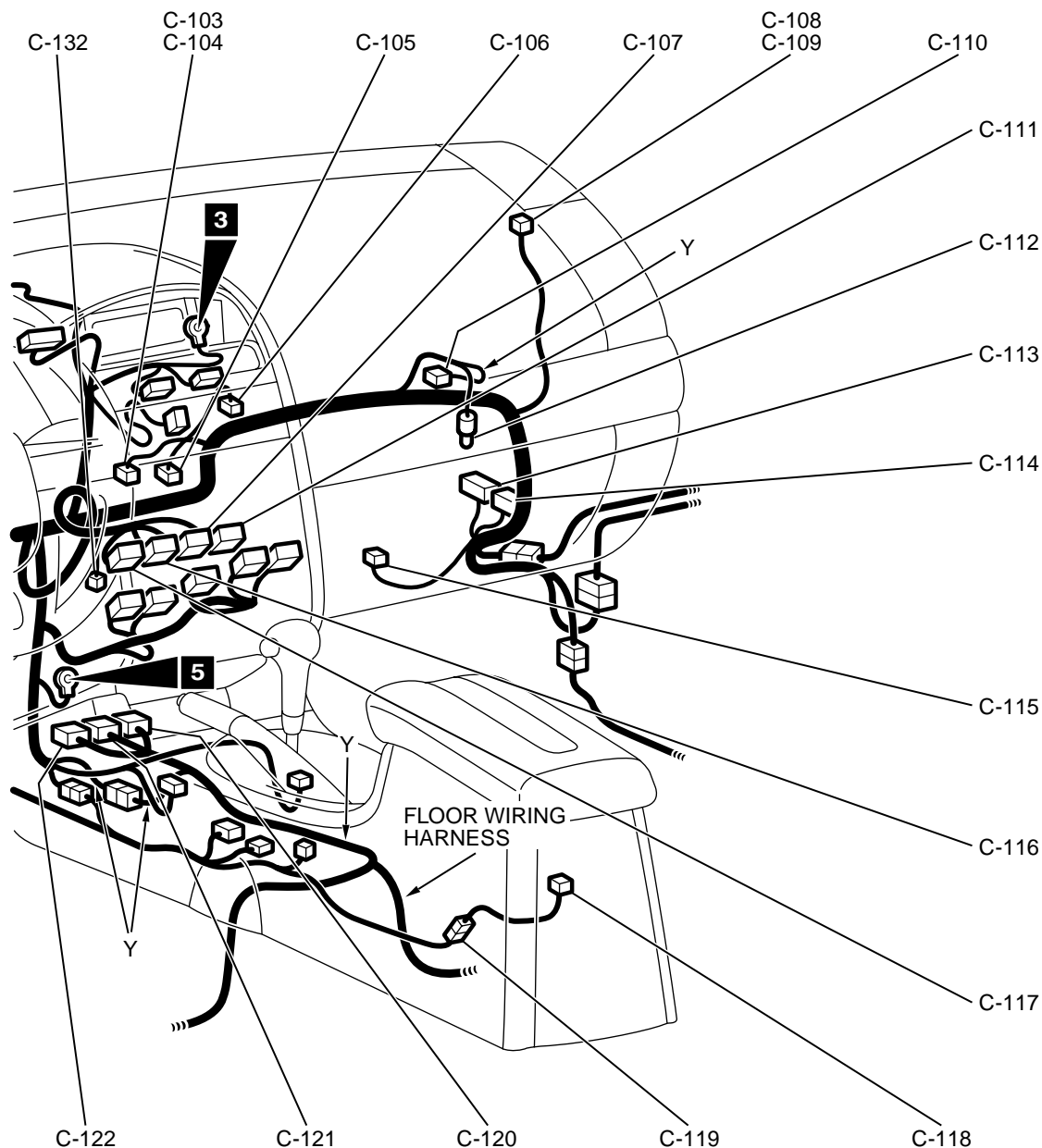
DASH PANEL (CONTINUED)



- CONNECTOR COLOR CODE
- B: BLACK
 - BR: BROWN
 - G: GREEN
 - GR: GRAY
 - L: BLUE
 - NONE: MILK WHITE
 - O: ORANGE
 - R: RED
 - V: VIOLET
 - Y: YELLOW

AC304360AC

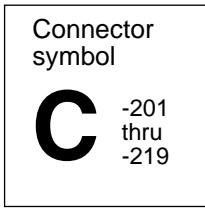
C-101 (22)	COMBINATION METER	C-108 (2-B)	TWEETER (RH) <WITHOUT AUDIO AMPLIFIER>
C-102 (7)	MODE SELECTION DAMPER CONTROL MOTOR AND POTENTIOMETER	C-109 (2)	TWEETER (RH) <WITH AUDIO AMPLIFIER>
C-103 (4)	RESISTOR <MANUAL A/C (LOW)>	C-110 (4-Y)	AIR BAG MODULE (SQUIB) (PASSENGER'S SIDE)
C-104 (4)	POWER TRANSISTOR <MANUAL A/C (MIDDLE), AUTOMATIC A/C>	C-111 (14)	RADIO AND CD PLAYER OR RADIO, CD PLAYER AND CD CHANGER
C-105 (7)	AIR MIXING DAMPER CONTROL MOTOR AND POTENTIOMETER	C-112 (2)	GLOVE BOX LIGHT
C-106 (5)	OUTSIDE/INSIDE AIR SELECTION DAMPER CONTROL MOTOR	C-113 (18)	AUDIO AMPLIFIER
C-107 (8)	RADIO AND CD PLAYER <WITH MULTI CENTER DISPLAY (MIDDLE)>	C-114 (12)	AUDIO AMPLIFIER



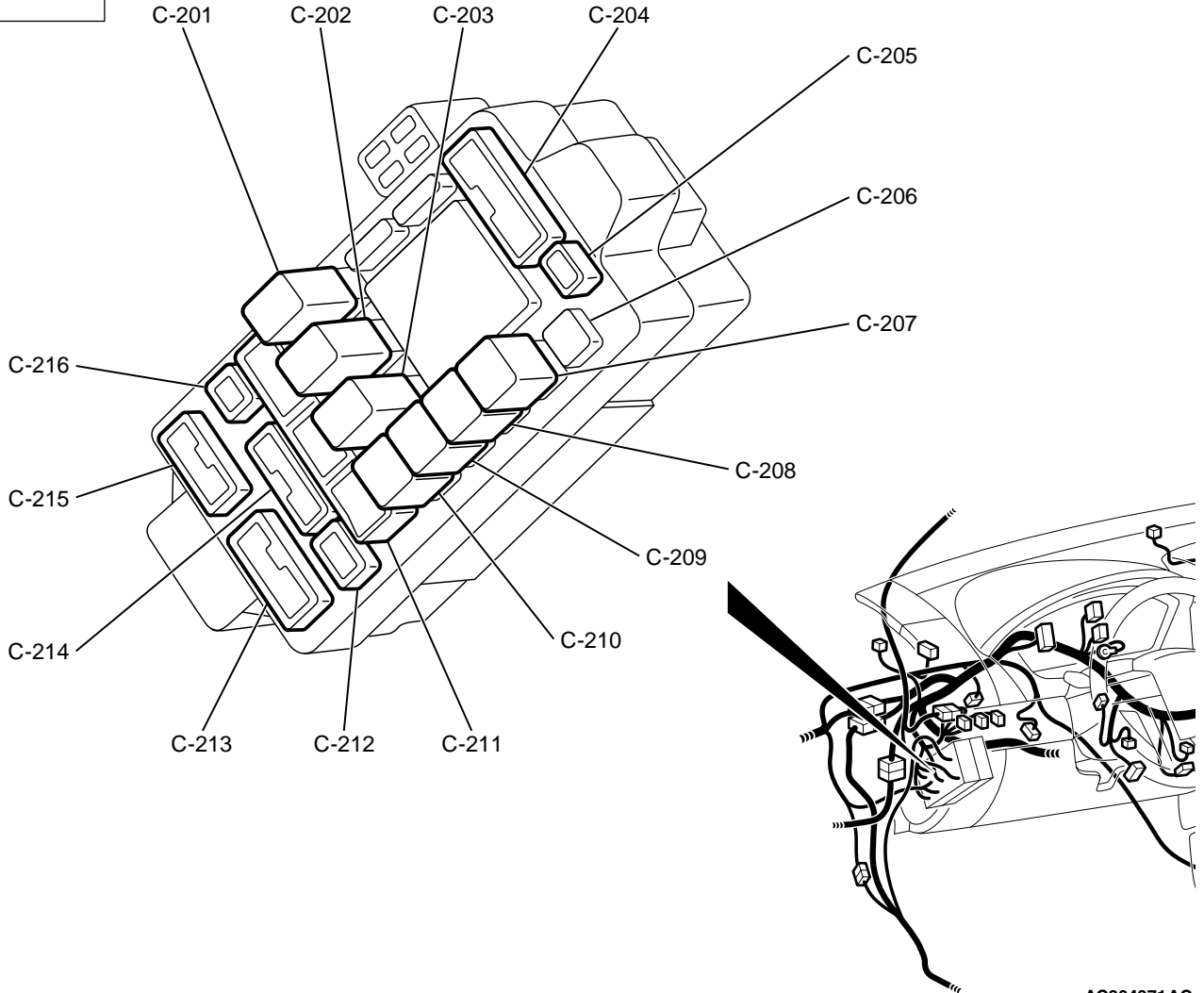
AC401090AC

C-115 (2)	BLOWER MOTOR	C-124 (8)	IMMOBILIZER-ECU
C-116 (14)	RADIO, CD PLAYER AND CD CHANGER	C-125 (16-B)	DATA LINK CONNECTOR
C-117 (10)	RADIO, CD PLAYER AND CD CHANGER	C-126 (2)	AIR THERMO SENSOR
C-118 (2)	ACCESSORY SOCKET (2)	C-127 (6-L)	RHEOSTAT
C-119 (2)	FRONT WIRING HARNESS AND FLOOR CONSOLE SUB WIRING HARNESS COMBINATION	C-128 (6)	FOG LIGHT SWITCH
C-120 (20-Y)	SRS-ECU	C-129 (2-B)	TWEETER (LH) <WITHOUT AUDIO AMPLIFIER>
C-121 (28-Y)	SRS-ECU	C-130 (2)	TWEETER (LH) <WITH AUDIO AMPLIFIER>
C-122 (20-Y)	SRS-ECU	C-131 (6-GR)	TCL SWITCH
C-123 (2)	INTERIOR TEMPERATURE SENSOR <AUTOMATIC A/C>	C-132 (1)	GLASS ANTENNA

DASH PANEL (CONTINUED)



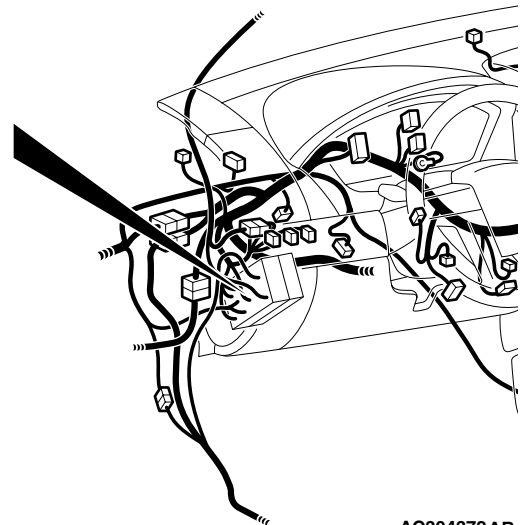
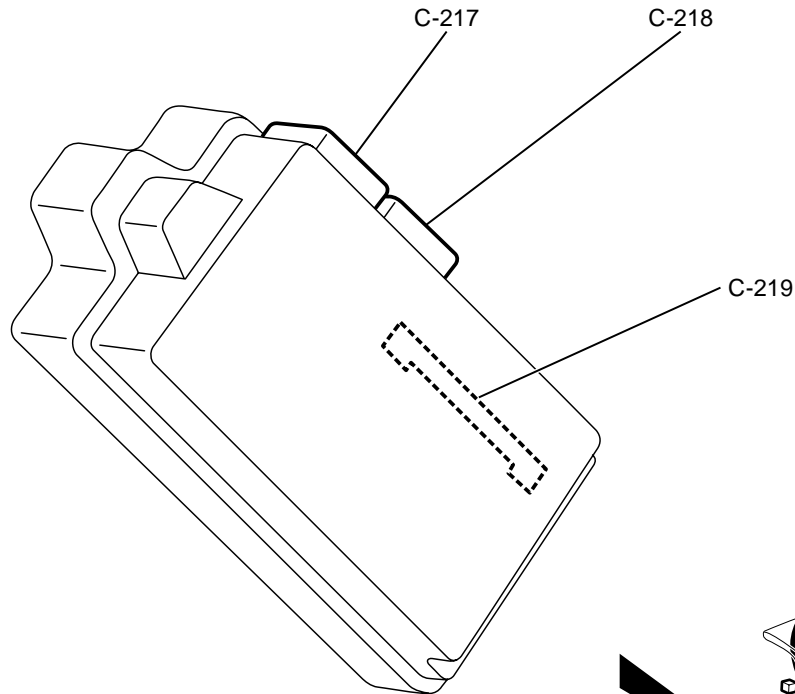
JUNCTION BLOCK (FRONT VIEW)



AC304371 AC

- | | | | |
|------------|--|------------|--|
| C-201 (5) | REAR WINDOW DEFOGGER RELAY | C-207 (4) | HEATED SEAT RELAY |
| C-202 (5) | BLOWER RELAY | C-208 (4) | FUEL PUMP RELAY (2) |
| C-203 (5) | POWER WINDOW RELAY | C-209 (4) | ACCESSORY SOCKET RELAY |
| C-204 (15) | FLOOR WIRING HARNESS AND
JUNCTION BLOCK COMBINATION | C-210 (4) | FUEL PUMP RELAY (1) |
| C-205 (3) | ROOF WIRING HARNESS AND
JUNCTION BLOCK COMBINATION | C-211 (28) | INSTRUMENT PANEL WIRING
HARNESS AND JUNCTION BLOCK
COMBINATION |
| C-206 (4) | NO CONNECTION | | |

JUNCTION BLOCK (REAR VIEW)



AC304372AB

CONNECTOR COLOR CODE

B: BLACK	NONE: MILK WHITE
BR: BROWN	O: ORANGE
G: GREEN	R: RED
GR: GRAY	V: VIOLET
L: BLUE	Y: YELLOW

- C-212 (2) FRONT WIRING HARNESS AND JUNCTION BLOCK COMBINATION
- C-213 (13) INSTRUMENT PANEL WIRING HARNESS AND JUNCTION BLOCK COMBINATION
- C-214 (14) FRONT WIRING HARNESS AND JUNCTION BLOCK COMBINATION
- C-215 (6) INSTRUMENT PANEL WIRING HARNESS AND JUNCTION BLOCK COMBINATION

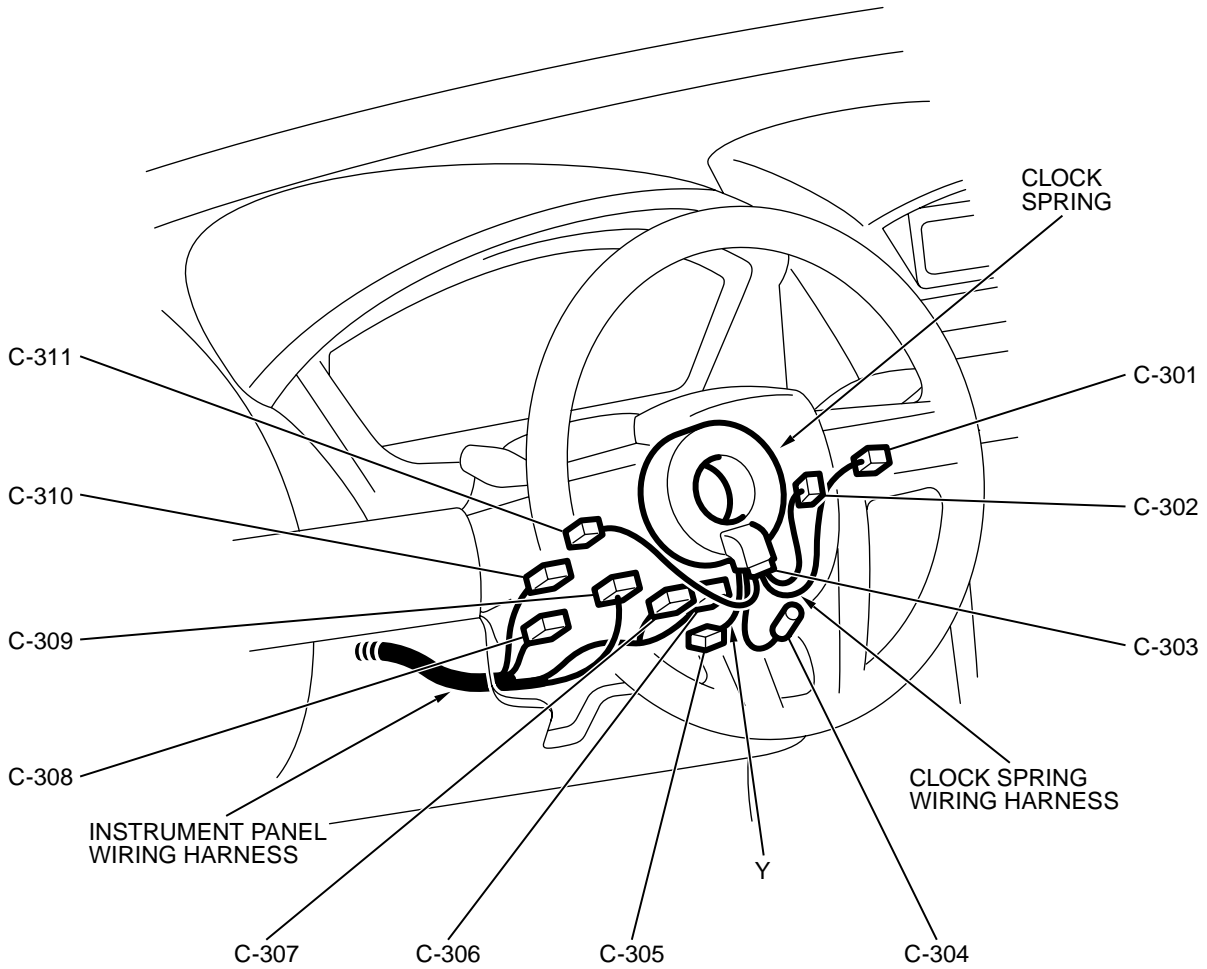
- C-216 (1-B) INSTRUMENT PANEL WIRING HARNESS AND JUNCTION BLOCK COMBINATION
- C-217 (24) ETACS-ECU
- C-218 (24-GR) ETACS-ECU
- C-219 (20) ETACS-ECU

DASH PANEL (CONTINUED)

Connector symbol

C -301 thru -311

STEERING COLUMN



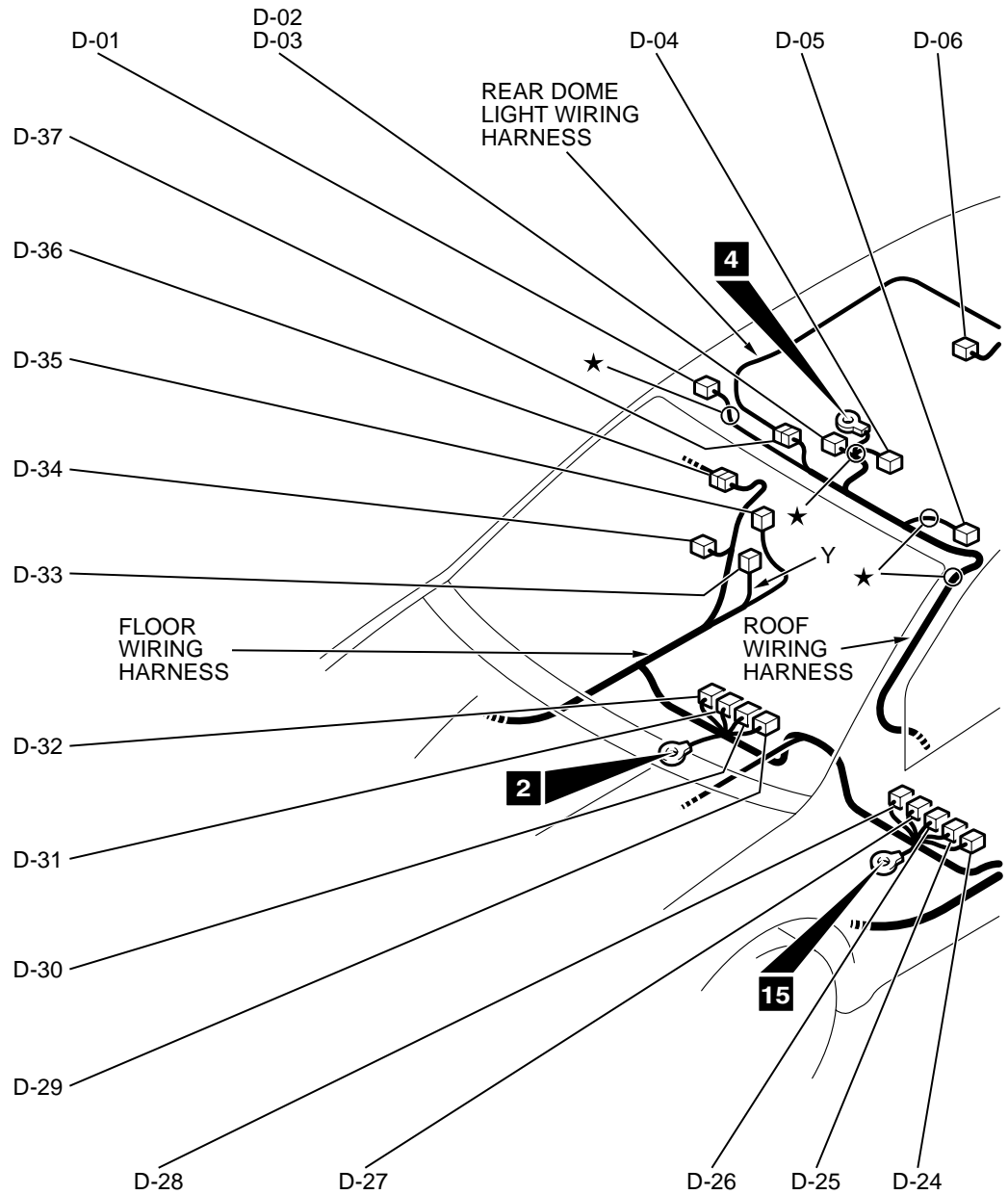
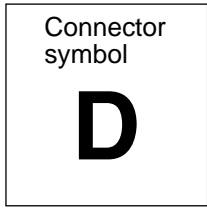
AC304363AB

- | | | | |
|--------------|--|-------------|-------------------------------------|
| C-301 (2-B) | REMOTE CONTROLLED RADIO SWITCH (RH) | C-306 (6) | CLOCK SPRING |
| C-302 (3-Y) | AUTO-CRUISE CONTROL SWITCH | C-307 (4-Y) | CLOCK SPRING |
| C-303 (5-GR) | CLOCK SPRING AND CLOCK SPRING WIRING HARNESS COMBINATION | C-308 (6) | IGNITION SWITCH |
| C-304 (1) | HORN SWITCH | C-309 (10) | COLUMN SWITCH |
| C-305 (4-Y) | AIR BAG MODULE (SQUIB) (DRIVER'S SIDE) | C-310 (7) | KEY REMINDER SWITCH |
| | | C-311 (2-B) | REMOTE CONTROLLED RADIO SWITCH (LH) |

NOTES

FLOOR AND ROOF

M1801000900930

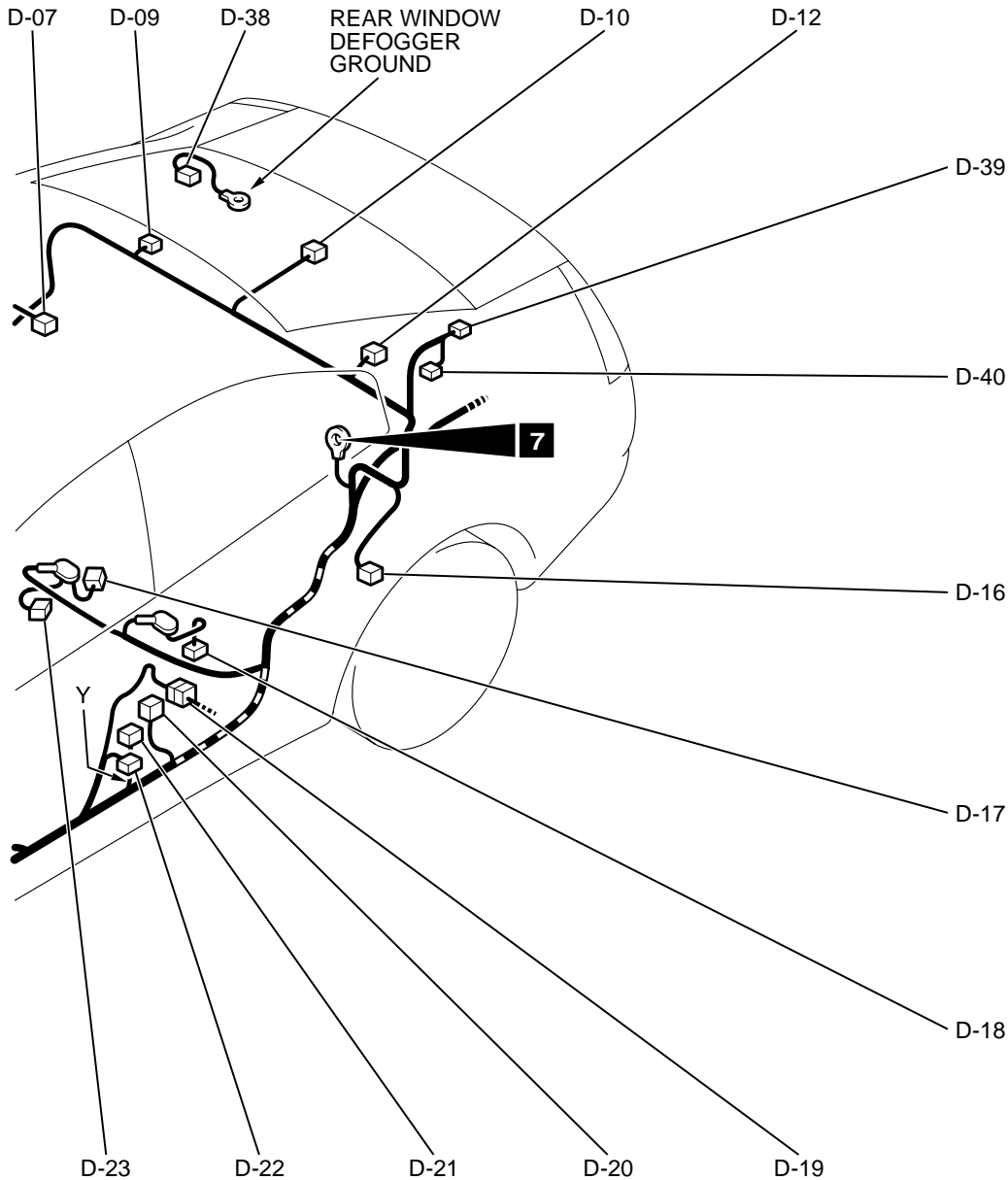


- CONNECTOR COLOR CODE
- B: BLACK
 - BR: BROWN
 - G: GREEN
 - GR: GRAY
 - L: BLUE
 - NONE: MILK WHITE
 - O: ORANGE
 - R: RED
 - V: VIOLET
 - Y: YELLOW

- D-01 (2) VANITY MIRROR LIGHT (RH)
- D-02 (4) MAP LIGHT ASSEMBLY <WITHOUT SUNROOF>
- D-03 (7) OVERHEAD CONSOLE ASSEMBLY <WITH SUNROOF>
- D-04 (10) SUNROOF ASSEMBLY
- D-05 (2) VANITY MIRROR LIGHT (LH)
- D-06 (3) REAR DOOR SWITCH (RH)
- D-07 (3) REAR DOME LIGHT
- D-09 (2) REAR SPEAKER (RH)

- D-10 (2) TRUNK LIGHT
- D-12 (2) REAR SPEAKER (LH)
- D-16 (3) REAR DOOR SWITCH (LH)
- D-17 (2) FUEL LEVEL SENSOR (SUB)
- D-18 (5-GR) FUEL PUMP MODULE
- D-19 (10) FLOOR WIRING HARNESS AND REAR DOOR WIRING HARNESS (LH) COMBINATION
- D-20 (2) SIDE IMPACT SENSOR (LH)
- D-21 (2-B) SEAT BELT PRETENSIONER (LH)

AC400219AB

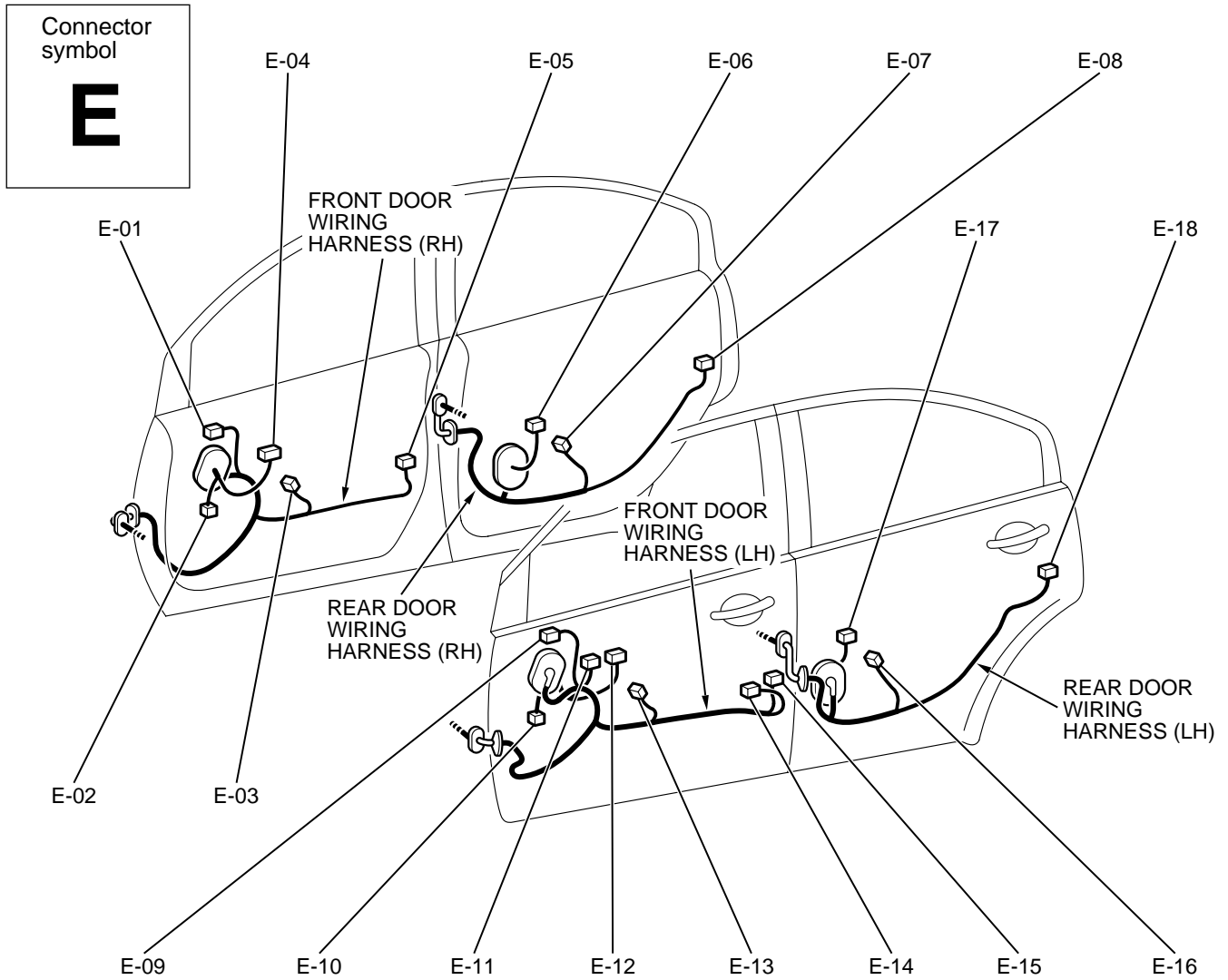


AC400220AB

D-22	(3)	FRONT DOOR SWITCH (LH)	D-32	(2-R)	SIDE AIR BAG MODULE (SQUIB) (RH)
D-23	(3-B)	FUEL TANK DIFFERENTIAL PRESSURE SENSOR	D-33	(2-B)	SEAT BELT PRETENSIONER (RH)
D-24	(2-R)	SIDE AIR BAG MODULE (SQUIB) (LH)	D-34	(3)	FRONT DOOR SWITCH (RH)
D-25	(2-B)	POWER SEAT ASSEMBLY	D-35	(2)	SIDE IMPACT SENSOR (RH)
D-26	(3-B)	HEATED SEAT ASSEMBLY (LH)	D-36	(10)	FLOOR WIRING HARNESS AND REAR DOOR WIRING HARNESS (RH) COMBINATION
D-27	(2-GR)	SEAT SLIDE SENSOR	D-37	(3)	ROOF WIRING HARNESS AND REAR DOME LIGHT WIRING HARNESS COMBINATION
D-28	(5-B)	SEAT BELT BUCKLE SWITCH (DRIVER'S SIDE)	D-38	(1)	REAR WINDOW DEFOGGER (-)
D-29	(3)	SEAT BELT BUCKLE SWITCH (PASSENGER'S SIDE)	D-39	(1)	REAR WINDOW DEFOGGER (+)
D-30	(3-GR)	OCCUPANT CLASSIFICATION-ECU	D-40	(1-B)	CAPACITOR
D-31	(3-B)	HEATED SEAT ASSEMBLY (RH)			

DOOR

M1801001400541

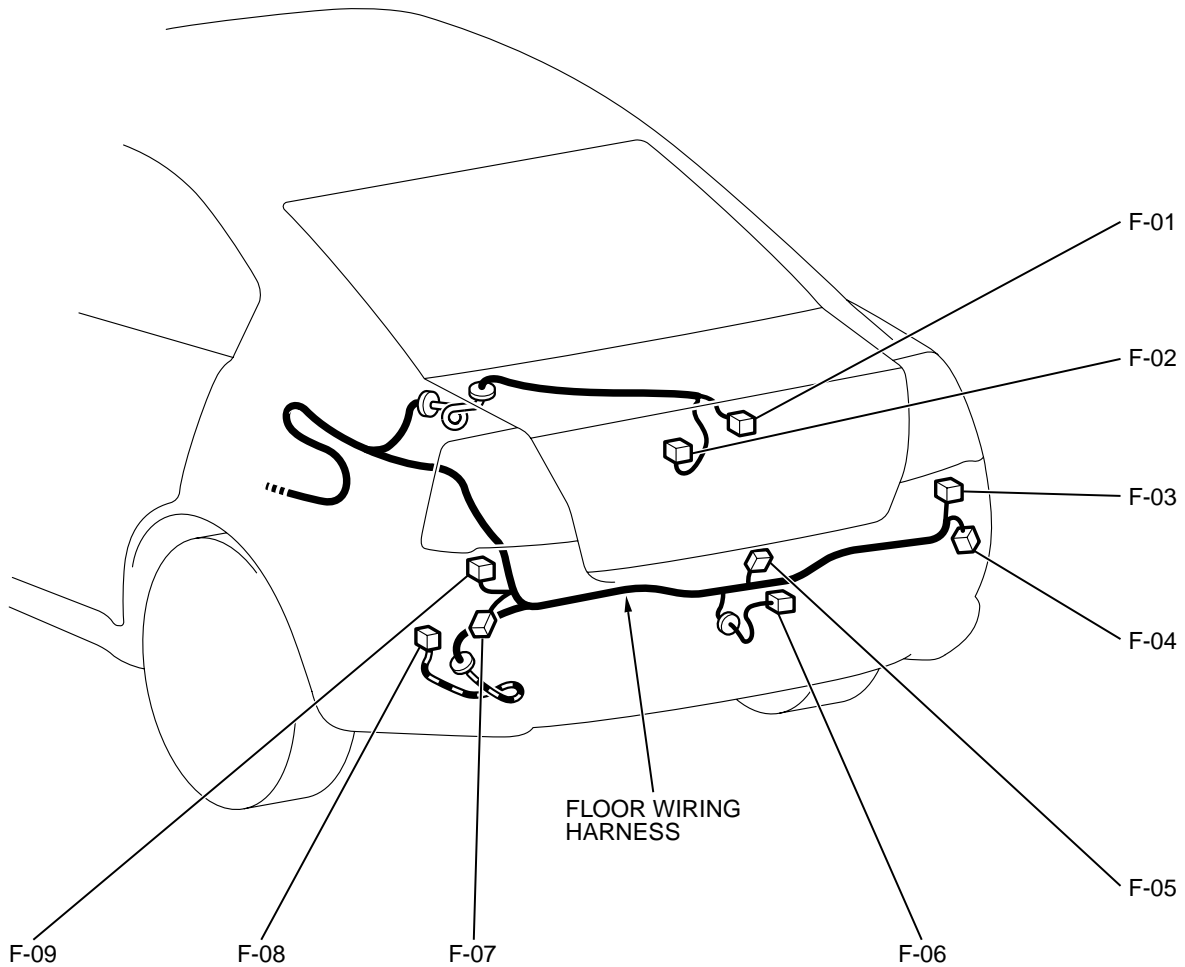
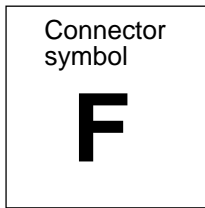


AC304367AB

- | | | | | | |
|------|--------|---|------|--------|---|
| E-01 | (6-GR) | REMOTE CONTROLLED MIRROR (RH) | E-10 | (2) | FRONT DOOR SPEAKER (LH) |
| E-02 | (2) | FRONT DOOR SPEAKER (RH) | E-11 | (11) | REMOTE CONTROLLED MIRROR SWITCH |
| E-03 | (2-GR) | FRONT POWER WINDOW REGULATOR MOTOR (RH) | E-12 | (11) | POWER WINDOW MAIN SWITCH |
| E-04 | (8) | FRONT POWER WINDOW SUB SWITCH | E-13 | (2-GR) | FRONT POWER WINDOW REGULATOR MOTOR (LH) |
| E-05 | (6-B) | FRONT DOOR LOCK ACTUATOR (RH) | E-14 | (3-B) | DOOR LOCK KEY CYLINDER SWITCH |
| E-06 | (8) | REAR POWER WINDOW SUB SWITCH (RH) | E-15 | (6-B) | FRONT DOOR LOCK ACTUATOR (LH) |
| E-07 | (2-GR) | REAR POWER WINDOW REGULATOR MOTOR (RH) | E-16 | (2-GR) | REAR POWER WINDOW REGULATOR MOTOR (LH) |
| E-08 | (6-B) | REAR DOOR LOCK ACTUATOR (RH) | E-17 | (8) | REAR POWER WINDOW SUB SWITCH (LH) |
| E-09 | (6-GR) | REMOTE CONTROLLED MIRROR (LH) | E-18 | (6-B) | REAR DOOR LOCK ACTUATOR (LH) |

LUGGAGE COMPARTMENT

M1801001500311



AC304368AB

F-01	(2-GR)	HIGH-MOUNTED STOPLIGHT <WITH TRUNK LID TYPE>	F-06	(2)	LICENSE PLATE LIGHT
F-02	(2)	HIGH-MOUNTED STOPLIGHT <WITH REAR SPOILER TYPE>	F-07	(2)	WHEEL SPEED SENSOR (REAR: LH)
F-03	(6)	REAR COMBINATION LIGHT (RH)	F-08	(2-B)	EVAPORATIVE EMISSION VENTILATION SOLENOID
F-04	(2)	WHEEL SPEED SENSOR (REAR: RH)	F-09	(6)	REAR COMBINATION LIGHT (LH)
F-05	(2)	TRUNK LID LATCH ASSEMBLY			

NOTES