




SERVICE BULLETIN

QUALITY INFORMATION ANALYSIS
OVERSEAS SERVICE DEPT. MITSUBISHI MOTORS CORPORATION

SERVICE BULLETIN		No.: MSB-97E26-001 REV	
		Date: 1997-12-05	<Model> (EC,EXP) L400 (PA0V)
Subject: CHANGE OF FRONT ROTOR FOR ABS EQUIPPED VEHICLES (REVISED)		<M/Y> 97-10 97-10	
Group: FRONT AXLE		Draftno: 96-SY-18 (EC,EXP) PAJERO (V10,V20,V30,V40)	
INFORMATION	OVERSEAS SERVICE DEPT	 R. USAMI - MANAGER QUALITY INFORMATION ANALYSIS	

1. Description:

On the ABS equipped vehicles, the front rotor and the brake disc have been changed as follows:

- (1) The front rotor has been changed to that made of sheet metal. Accordingly, bearing surface has been added to the brake disc.
- (2) The number of bolts used for mounting the front rotor has been changed from 2 to 4. Accordingly, the bolt holes have been added to the bearing surface of the brake disc.

2. Effective Date:

PAJERO/MONTERO From November 1996
L400 From 1997 model year

3. Applicable Manuals:

Manual	Pub. No.	Language	Page(s)
PAJERO Workshop Manual Chassis	PWJE9086-F	(English)	26-17
	PWJF9088-F	(French)	
	PWJG9089-F	(German)	
	PWJD9090-F	(Dutch)	
	PWJW9091-F	(Swedish)	
MONTERO Workshop Manual Chassis	PWJS9087-F	(Spanish)	26-18
'95 L400 Workshop Manual Chassis	PWWE9410	(English)	
	PWWS9411	(Spanish)	
	PWWF9412	(French)	
	PWWG9513	(German)	
	PWWD9514	(Dutch)	
	PWWW9515	(Swedish)	

Note:

This Service Bulletin makes correction of errors in and addition of interchangeability to the previously published Service Bulletin MSB-97E26-001 (1997-02-28). The previous Service Bulletin should be discarded.

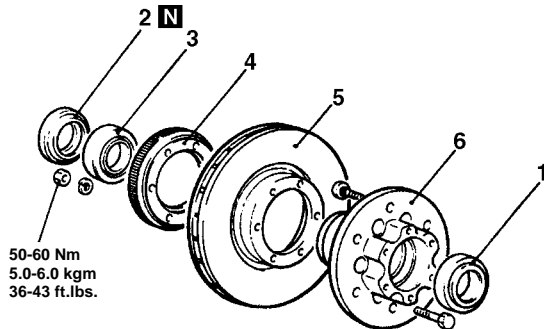
4. Details:

PAJERO/MONTERO Workshop Manual, Page 2
'95 L400 Workshop Manual chassis, Page 3

DISASSEMBLY AND REASSEMBLY (Front Axle Hub)

E2611--

<Vehicles built up to May, 1994>

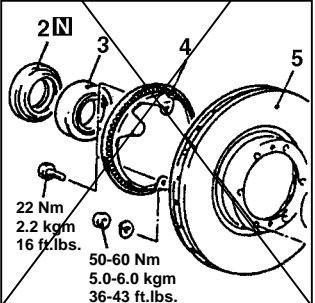


11E0077

<Deleted>

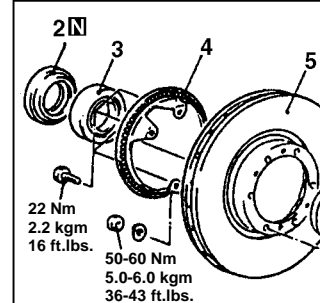
<New>

Changed to be made of sheet metal
<From November 1996>



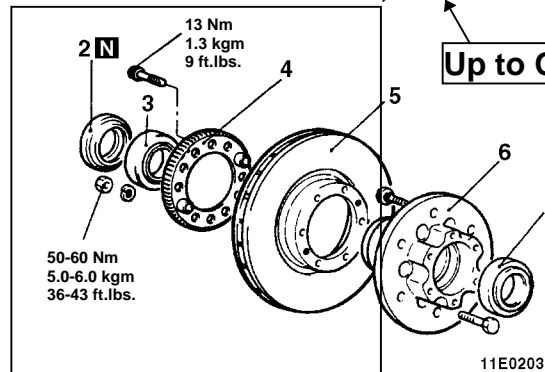
<New>

Two bolts changed to four bolts
<From November 1996>



<Deleted>

<Vehicles built from June, 1994>



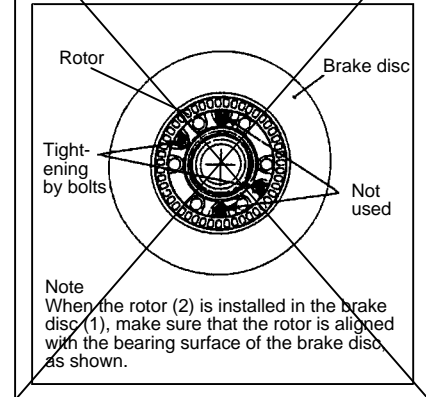
<Added>
Up to October 1996

11E0203

<Deleted>

<Added>

<From November 1996>

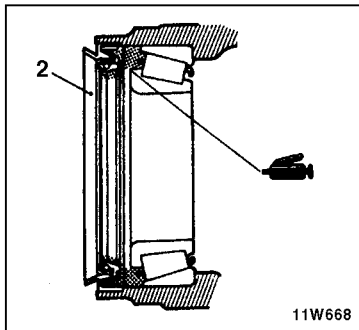


Disassembly steps

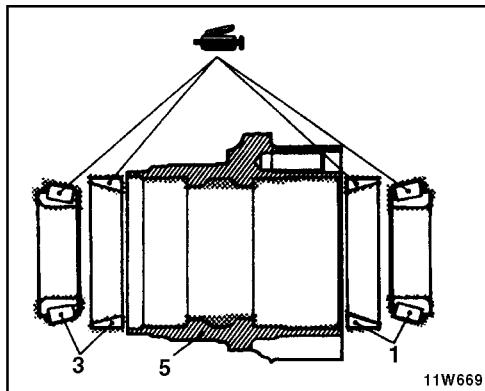
1. Outer bearing
2. Oil seal
3. Inner bearing
4. Rotor <Vehicles with ABS>
5. Brake disc
6. Front hub

→ ←

↔



11W668



11W669