

A - INTRODUCTION

1998 Mitsubishi Montero

1998 ENGINE PERFORMANCE
Mitsubishi - Introduction

Diamante, Eclipse, Eclipse Spyder, Galant, Mirage, Montero,
Montero Sport, 3000GT

1997-98 MODEL COVERAGE

ENGINE/VIN IDENTIFICATION

ENGINE/VIN IDENTIFICATION TABLE

MODEL	BODY CODE (1)	ENGINE (2)	ENGINE ID (3)	FUEL SYSTEM	IGNITION SYSTEM (5)
Diamante	7	3.5L V6 (6G74) SOHC	P	SFI (4)	Hall Effect (6)
Eclipse	4	2.0L 4-Cyl. (420A) DOHC	Y	SFI (4)	DIS (7)
		2.0L 4-Cyl. (4G63) DOHC Turbo	F	SFI (4)	DIS (7)
Eclipse Spyder	5	2.0L 4-Cyl. (4G63) DOHC Turbo	F	SFI (4)	DIS (7)
		2.4L 4-Cyl. (4G64) SOHC	G	SFI (4)	DIS (7)
Galant	6	2.4L 4-Cyl. (4G64) SOHC	G	SFI (4)	Hall Effect (6)
Mirage	1, 6	1.5L 4-Cyl. (4G15) SOHC	A	SFI (4)	Hall Effect (6)
		1.8L 4-Cyl. (4G93) SOHC	C	SFI (4)	DIS (7)
Montero	1	3.5L V6 (6G74) SOHC	M	SFI (4)	DIS (7)
Montero Sport	1	2.4L 4-Cyl. (4G64) SOHC	G	SFI (4)	Hall Effect (6)
		3.0L V6 (6G72) SOHC	P	SFI (4)	DIS (7)
3000GT	4, 5	3.0L V6 (6G72) SOHC	H	SFI (4)	Hall Effect (6)
		3.0L V6 (6G72) DOHC	J	SFI (4)	DIS (7)
		3.0L V6 (6G72) DOHC Turbo	K	SFI (4)	DIS (7)

(1) - Body code is seventh character of Vehicle Identification
Number (VIN). VIN is located on upper left corner of

- instrument panel.
- (2) - See Figs. 1 and 2.
 - (3) - Engine ID is eighth character of VIN.
 - (4) - Fuel system is a Sequential Fuel Injection (SFI) system.
 - (5) - Ignition timing is computer-controlled.
 - (6) - This system may also be referred to as distributor ignition.
 - (7) - This system may also be referred to as distributorless ignition.

VIN DEFINITION

J A 3 A Y 3 6 A 1 W U 0 0 0 0 0 1
 1 2 3 4 5 6 7 8 9 10 11 12 13 14 15 16 17

- 1 - Indicates Nation of Origin.
- 2 - Indicates Manufacturer.
- 3 - Indicates Vehicle Type.
- 4 - Indicates Restraint System. (1)
- 5 - Indicates Model.
- 6 - Indicates Vehicle Series.
- 7 - Indicates Body Type.
- 8 - Indicates Engine Type and Make.
- 9 - Indicates Check Digit.
- 10 - Indicates Model Year.
- 11 - Indicates Assembly Plant.
- 12-17 - Indicates Serial Number.

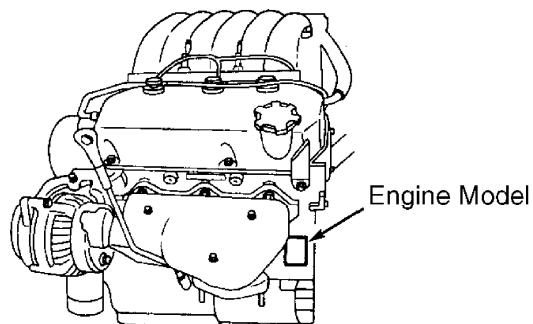
- (1) - On Montero & Montero Sport, fourth character of VIN indicates GVWR.

VIN CODE/YEAR APPLICATIONS

VIN CODE/YEAR APPLICATION TABLE

VIN Code	Model Year
T	1996
V	1997
W	1998

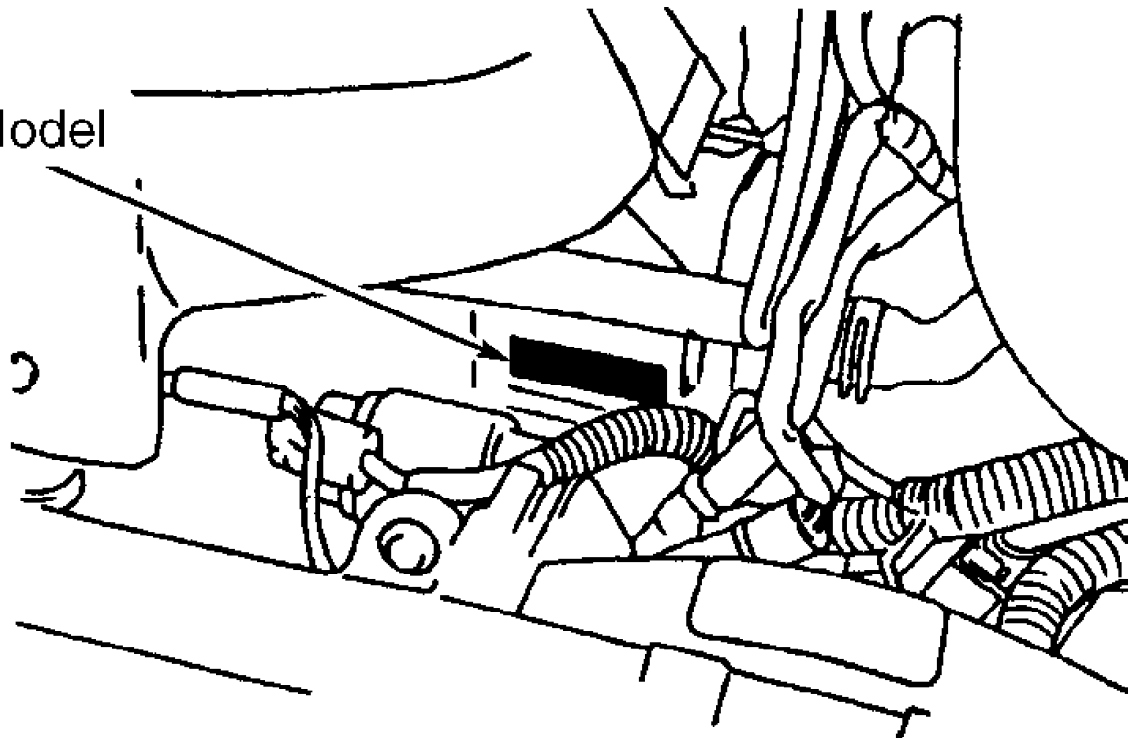
ENGINE CODE LOCATIONS



97D06409

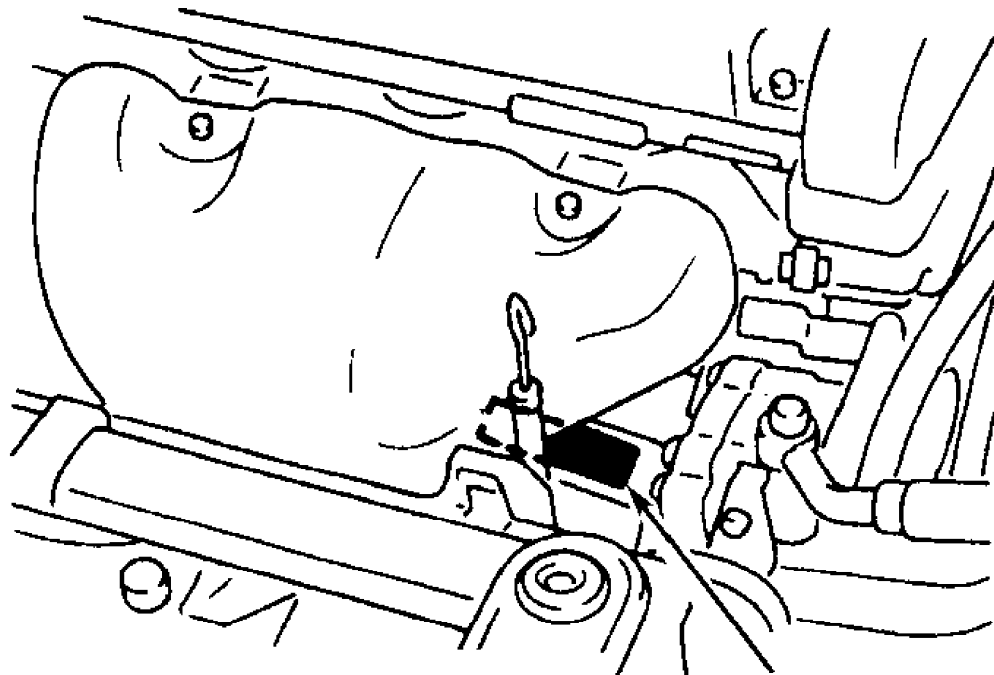
Fig. 1: Engine Code Locations (Diamante)
 Courtesy of Chrysler Corp.

Engine Model



97F06410

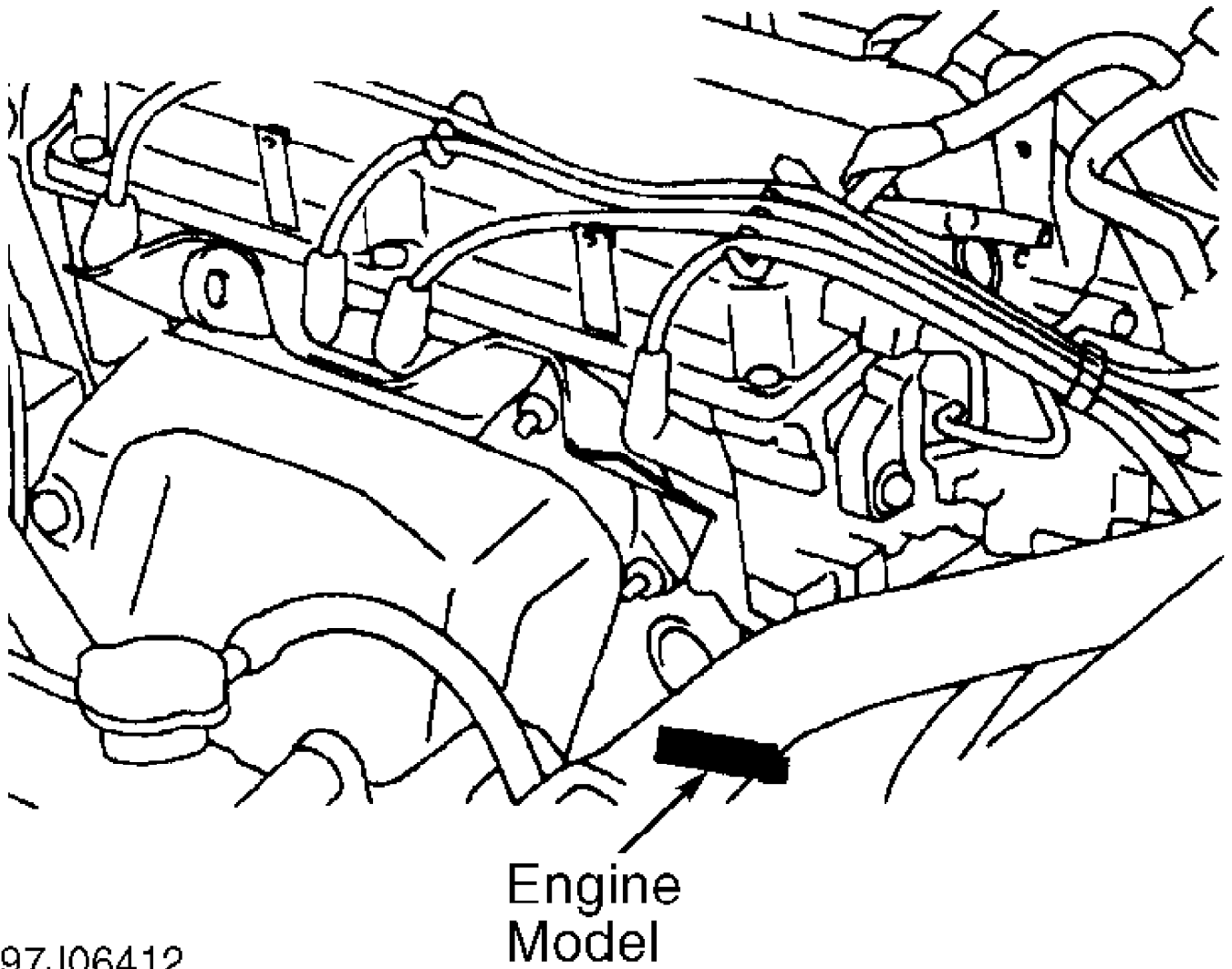
Fig. 2: Engine Code Locations (Eclipse 2.0L Non-Turbo)
Courtesy of Chrysler Corp.



Engine Model

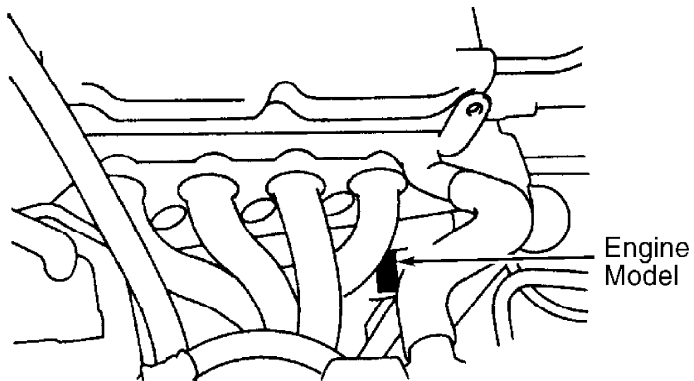
97H06411

Fig. 3: Engine Code Locations (Eclipse & Spyder 2.0L Turbo & 2.4L, & Galant 2.4L)
Courtesy of Chrysler Corp.



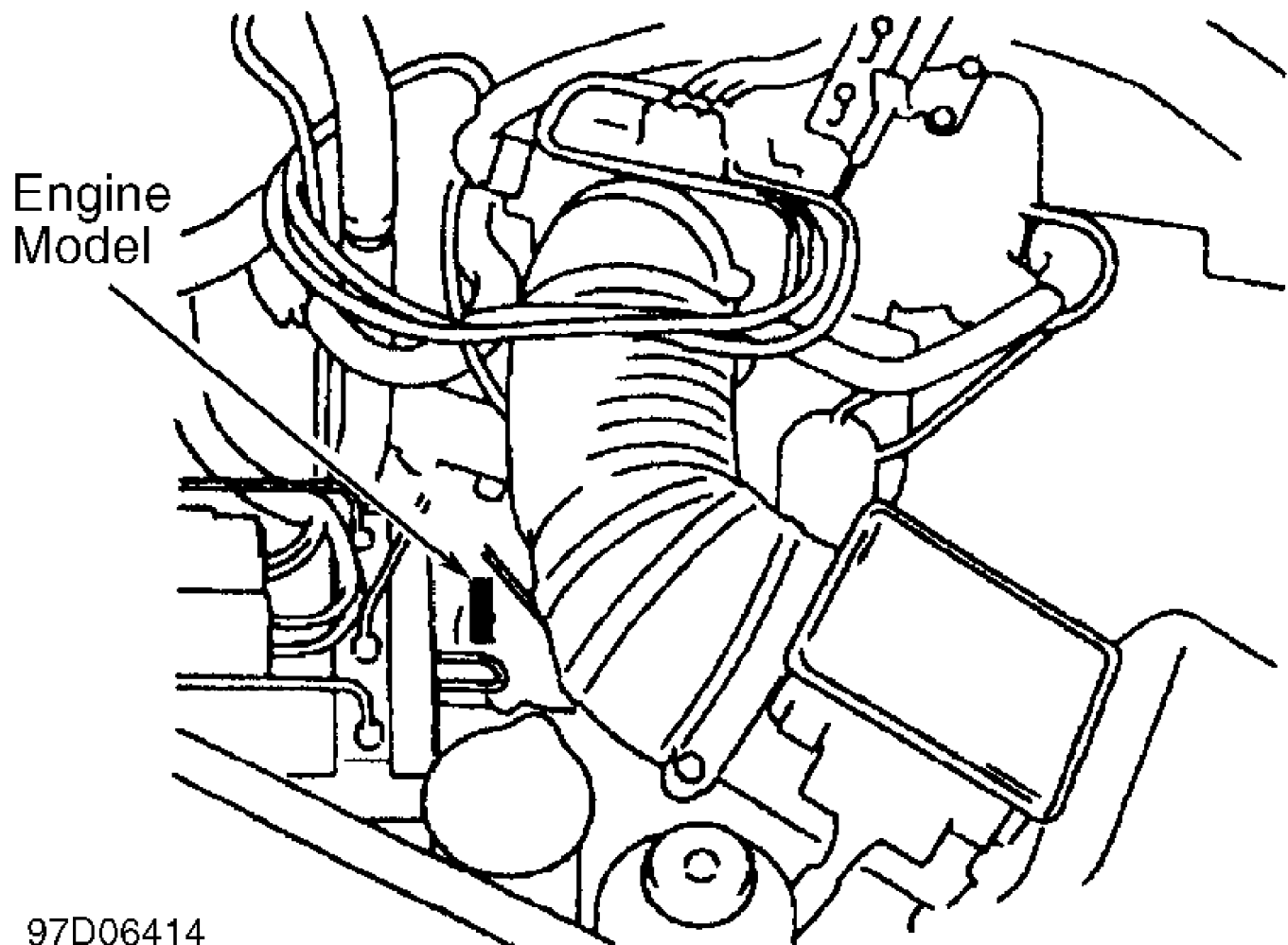
97J06412

Fig. 4: Engine Code Locations (Mirage 1.5L)
Courtesy of Chrysler Corp.



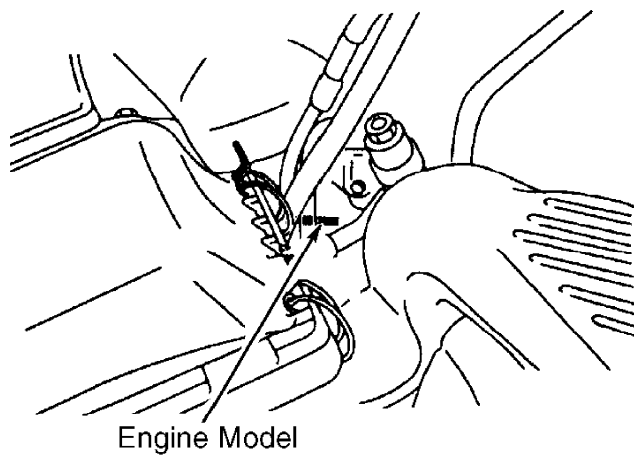
97B06413

Fig. 5: Engine Code Locations (Mirage 1.8L)
Courtesy of Chrysler Corp.



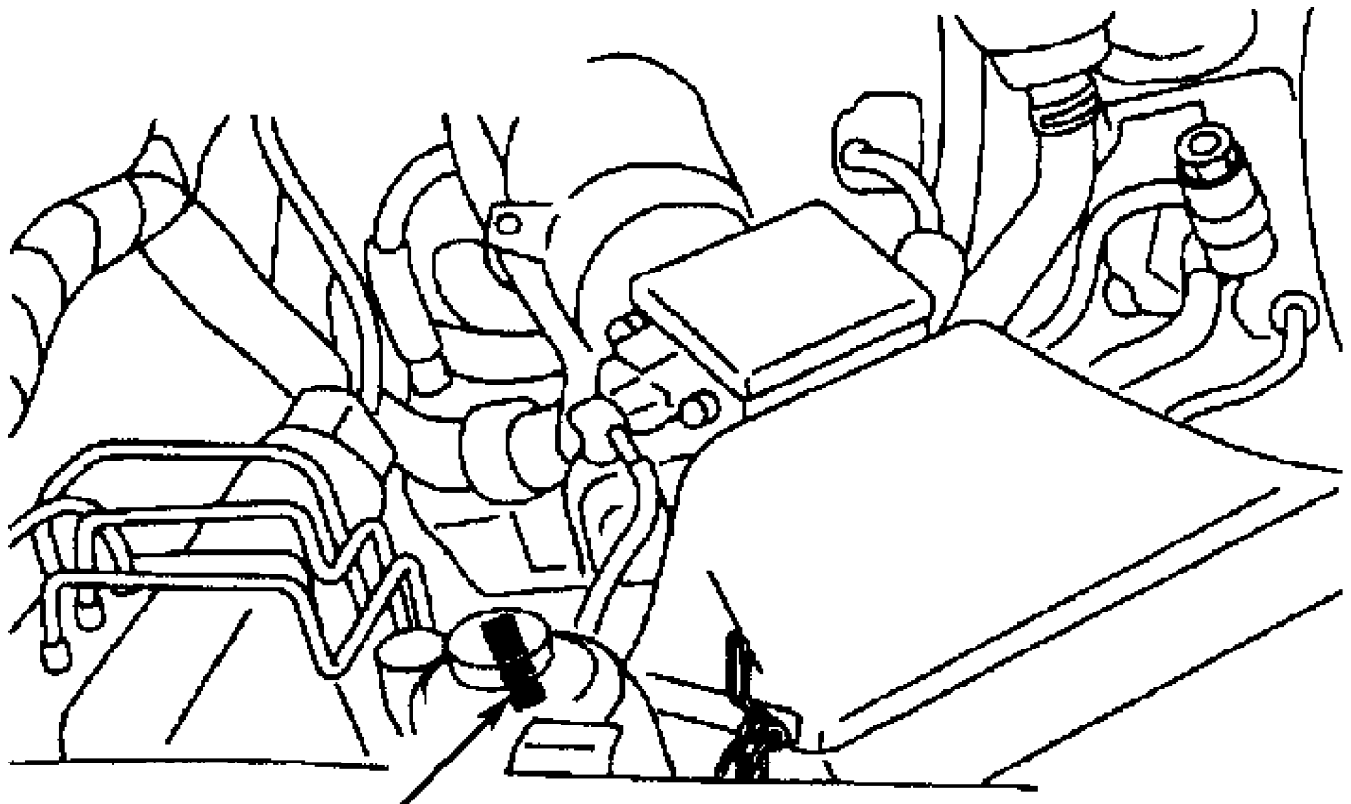
97D06414

Fig. 6: Engine Code Locations (Montero)
Courtesy of Chrysler Corp.



97G06415

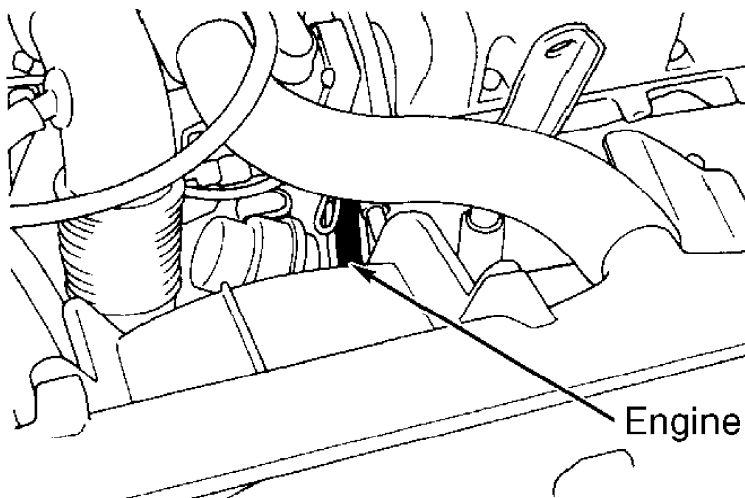
Fig. 7: Engine Code Locations (Montero Sport 2.4L)
Courtesy of Chrysler Corp.



Engine Model

97106416

Fig. 8: Engine Code Locations (Montero Sport 3.0L)
Courtesy of Chrysler Corp.



Engine Model

97A06417

Fig. 9: Engine Code Locations (3000GT)
Courtesy of Chrysler Corp.