

AUTO TRANS DIAGNOSIS

1998 Mitsubishi Montero

1997-98 AUTOMATIC TRANSMISSIONS
Mitsubishi Shift Lock Systems

Diamante, Eclipse, Galant, Mirage, Montero, Montero Sport,
3000GT

DESCRIPTION

Shift interlock system inhibits shift selector lever movement from "P" to drive ranges unless brake pedal is depressed. Key interlock system prevents ignition switch turning to LOCK position unless shift selector lever is in "P" position.

TESTING

KEY INTERLOCK SYSTEM

1) With ignition switch in LOCK position and brake pedal depressed, ensure selector lever cannot be moved from "P" to any other position. Ensure selector lever button cannot be pushed. With ignition switch in ACC position, brake pedal depressed and selector lever button pushed, ensure selector lever can be moved from "P" position to any other position. Ensure selector lever moves smoothly.

2) Ensure ignition key cannot be turned to LOCK position at all selector lever positions other than "P". Ensure ignition key turns smoothly to LOCK position when selector lever is set to "P" and selector lever button is released. If key interlock system is not as specified, adjust key interlock cable. See KEY INTERLOCK CABLE under ADJUSTMENTS.

SHIFT LOCK SYSTEM

1) With ignition switch in ACC position, brake pedal released and selector lever button pushed, ensure selector lever cannot be moved from "P" to any other position. With ignition switch in ACC position, brake pedal depressed and selector lever button pushed, ensure selector lever can be moved from "P" position to any other position.

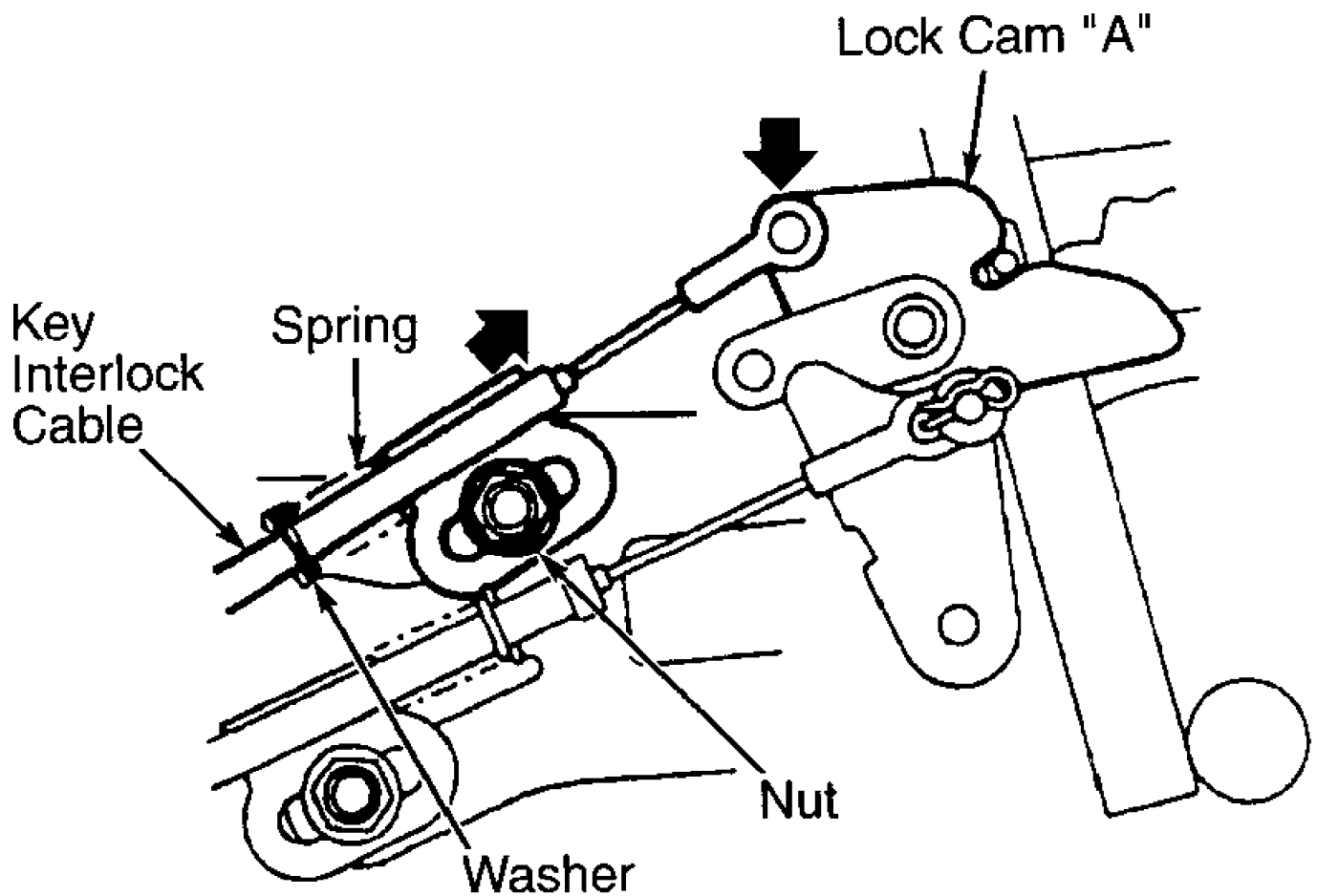
2) With selector lever in "R" position, ignition switch in ACC position, brake pedal released and selector button pushed, ensure selector lever can be moved from "R" to "P" position. If shift lock system is not as specified, adjust shift lock cable. See SHIFT LOCK CABLE under ADJUSTMENTS.

ADJUSTMENTS

KEY INTERLOCK CABLE

3000GT

Remove front console assembly. Move selector lever to "P". Loosen nut securing key interlock cable. Gently press lock cam "A" down while pushing cable to take up slack. See Fig. 1. Tighten nut to specifications to secure cable. See TORQUE SPECIFICATIONS.

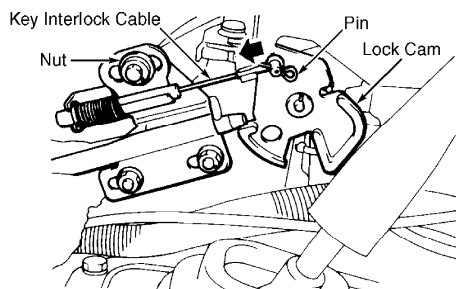


99B04857

Fig. 1: Adjusting Key Interlock Cable (3000GT)
Courtesy of Mitsubishi Motor Sales of America.

Except 3000GT

Remove front console assembly. Move selector lever to "P". Turn ignition switch to LOCK position. Loosen nut securing key interlock cable. See Fig. 2. Gently push lock cam until pin stops in direction of arrow. Tighten nut to specifications to secure cable. See TORQUE SPECIFICATIONS. Install front console assembly.

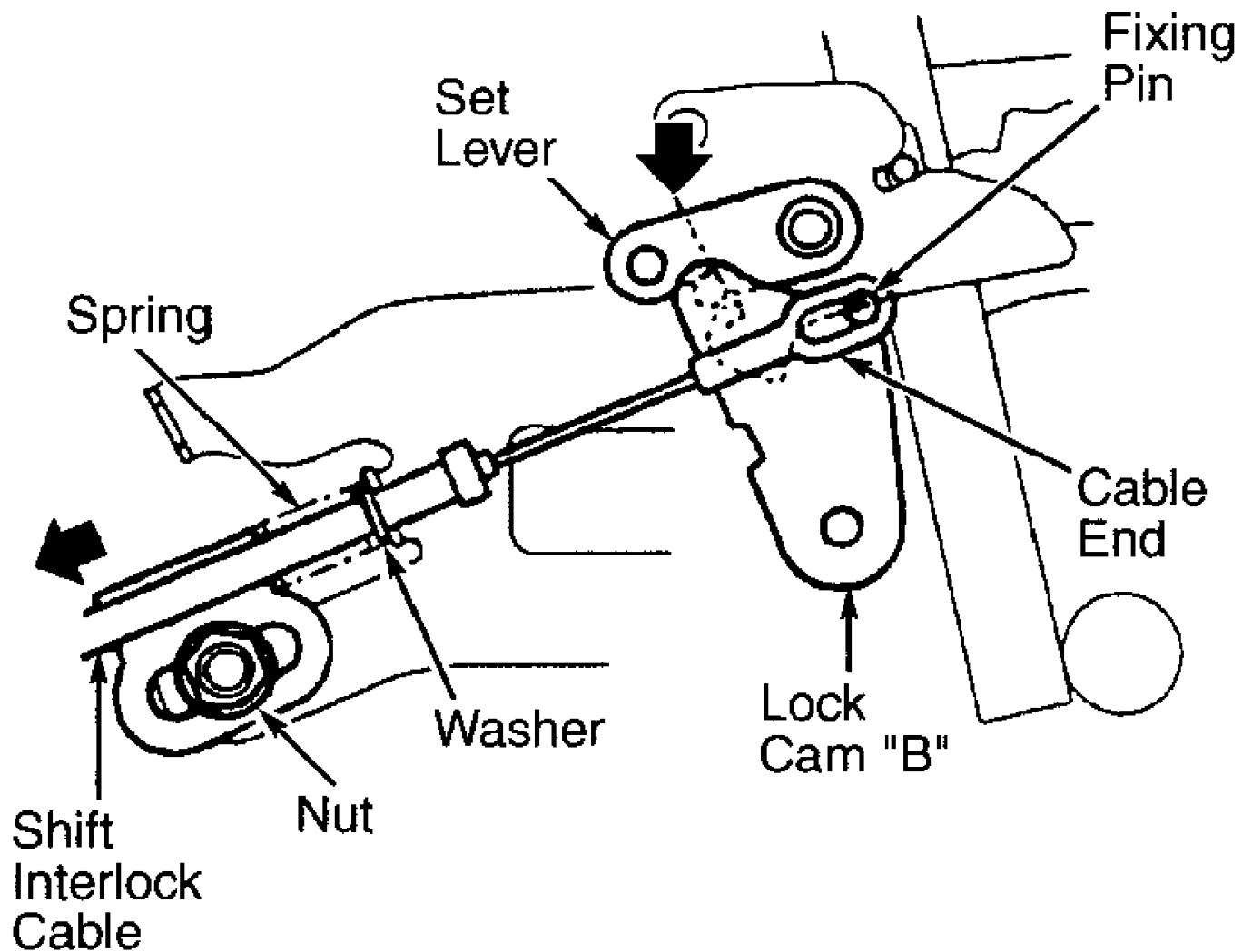


95E20291
Fig. 2: Adjusting Key Interlock Cable (Except 3000GT)
Courtesy of Mitsubishi Motor Sales of America.

SHIFT LOCK CABLE

3000GT

Remove front console assembly. Move selector lever to "P". Loosen nuts securing shift lock cable and remove washer and cotter pin at cable end. Turn lock cam counterclockwise to move set lever upward. Fit cutout in set lever on pin of lock cam "B". Gently press set lever down while pushing cable to take up slack. See Fig. 3. Tighten nut to specifications to secure cable. See TORQUE SPECIFICATIONS. Ensure that cable end contacts pin on lock cam, then install washer and cotter pin.

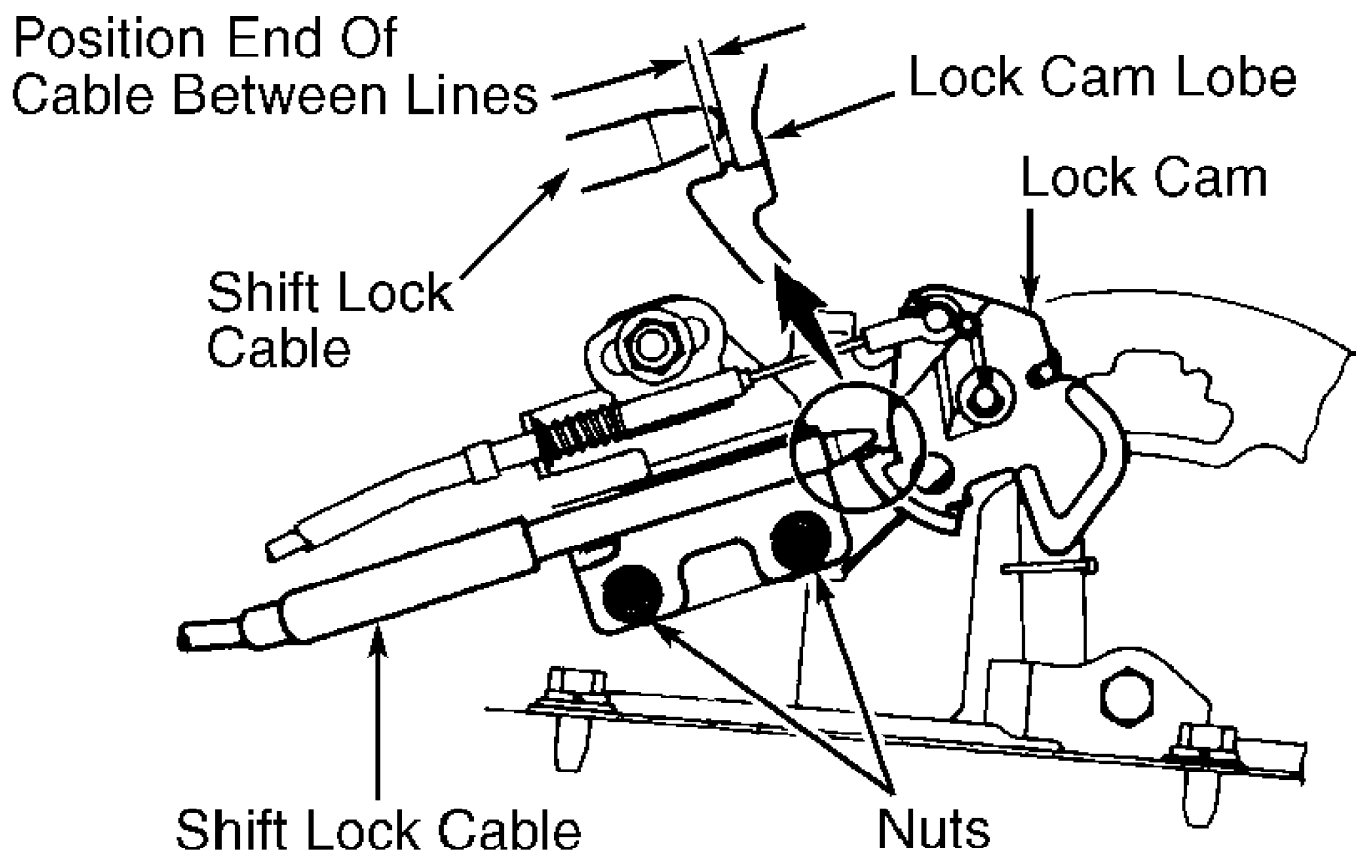


99D04858

Fig. 3: Adjusting Shift Lock Cable (3000GT)
Courtesy of Mitsubishi Motor Sales of America.

Except 3000GT

Remove front console assembly. Move selector lever to "P". Loosen nuts securing shift lock cable. See Fig. 4. Adjust shift lock cable so end of cable (Red mark) sits between lobe of lock cam, then tighten nut to specifications to secure cable. See TORQUE SPECIFICATIONS. Install front console assembly.



95F20292

Fig. 4: Adjusting Shift Lock Cable (Except 3000GT)
 Courtesy of Mitsubishi Motor Sales of America.

TORQUE SPECIFICATIONS

TORQUE SPECIFICATIONS

Application	INCH Lbs. (N.m)
Shift Lock Cable-To-Shift Console Assembly	
3000GT	89 (10)
Diamante, Eclipse & Galant	106 (12)
Montero & Montero Sport	44 (5)
Mirage	115 (13)
Key Interlock Cable-To-Shift Console Assembly	
3000GT	89 (10)
Diamante, Eclipse, Galant, Montero & Montero Sport	106 (12)
Mirage	115 (13)