

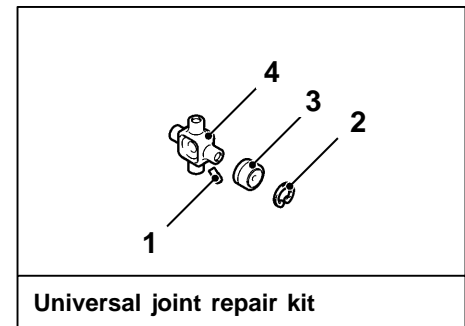
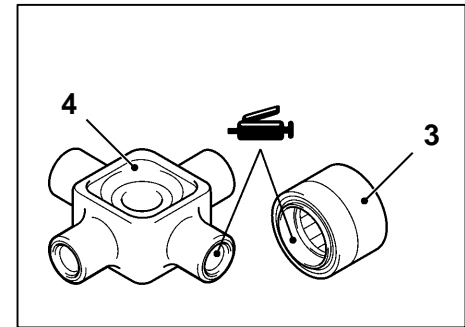
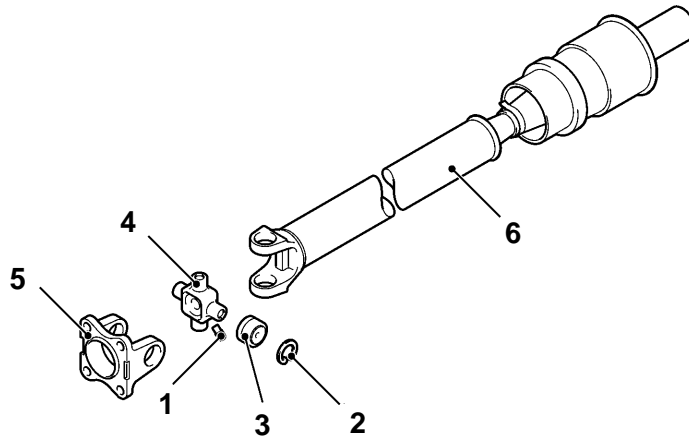
GENERAL

OUTLINE OF CHANGE

The service procedures have been established due to the change of the journal. The other items are the same as before.

FRONT PROPELLER SHAFT

DISASSEMBLY AND REASSEMBLY



AC203529AB

Disassembly steps



1. Grease fitting
2. Snap ring
3. Journal bearing
4. Journal
5. Flange yoke

6. Propeller shaft

NOTE

The disassembly and reassembly service points are the same as before.