

MODIFICATION NOTICE:

- KA24DE engine has complied with LCV-I law (KA24DE engine has complied with LCV-I law for all the Middle East models).
- Radiator for M/T model has been made smaller.

CONTENTS

CONSULT-II CHECKING SYSTEM2	IDENTIFICATION INFORMATION4
Function and System Application2	Model Variation4
Nickel Metal Hydride Battery Replacement.....2	Identification Number.....6
Checking Equipment.....3	
CONSULT-II Data Link Connector (DLC) Circuit3	

This modification has been included in production starting with the following vehicle identification numbers (Chassis number):

For the Middle East

- JN6DD21S*4X076001
- JN6DD22S*4X071001
- JN6DD23S*4X150001
- JN6DD22Y*4X026001
- JN6DD23Y*4X027001
- JN6HD21S*4X046001
- JN6HD23S*4X056001
- JN6DD23S*4A760001
- JN6HD23S*4A760001
- JN6DD23Y*4A760001

For Australia and New Zealand

- JN1ADGD22A0032001 ●
- JN1ANUD22A0018001 ●
- JN1BNUD22A0012001 ●
- JN1CDGD22A0032001 ●
- JN1CRUD22A0011501 ●
- JN1CNUD22A0032001 ●
- JN1CPGD22A0011501 ●

For Chile and New Zealand

- JN1CPGD22U0XXXXXX ●
- JN1CPUUD22U0XXXXXX ●
- JN1APGD22U0XXXXXX ●
- JN1BPGD22U0XXXXXX ●

For Venezuela, Ecuador and Peru

- JN1ADGD224X420401 ●
- JN1ADUD224X420401 ●
- JN1APGD224X420001 ●
- JN1ANUD224X420501 ●
- JN1CDGD224X430501 ●
- JN1CPGD224X451101 ●
- JN1CDUD224X430701 ●
- JN1CNUD224X440501 ●
- JN1ADGD224X420401 ●
- JN1ADUD224X420401 ●
- JN1AHGD224X420301 ●
- JN1ANUD224X420501 ●
- JN1CDGD224X430501 ●
- JN1CPGD224X451101 ●
- JN1CDUD224X430701 ●
- JN1CHGD224X430301 ●
- JN1CNUD224X440501 ●

Except for the Middle East, Australia, New Zealand, Chile, Venezuela, Ecuador and Peru

- JN1ADGD22Z0031001 ●
- JN1AHGD22Z0032501 ●
- JN1APGD22Z0000001 ●
- JN1ADUD22Z0021301 ●
- JN1AJUD22Z0032001 ●
- JN1ANUD22Z0001201 ●
- JN1CDGD22Z0041301 ●
- JN1CHGD22Z0072701 ●
- JN1CPGD22Z0001601 ●
- JN1CDUD22Z0022001 ●
- JN1CJUD22Z0055001 ●
- JN1CNUD22Z0003001 ●

CONSULT-II CHECKING SYSTEM

Function and System Application

Diagnostic test mode	Function	ENGINE	A/T	ABS	AIR BAG
Work support	This mode enables a technician to adjust some devices faster and more accurate by following the indications on CONSULT-II.	x	x	—	—
Self-diagnostic results	Self-diagnostic results can be read and erased quickly.	x	x	x	x
Trouble diagnostic record	Current self-diagnostic results and all trouble diagnostic records previously stored can be read.	—	—	—	x
ECU discriminated No.	Classification number of a replacement ECU can be read to prevent an incorrect ECU from being installed.	—	—	—	x
Data monitor	Input/Output data in the ECU (ECM) can be read.	x	x	x	—
DTC work support	This mode enables a technician to set operating conditions to confirm self-diagnosis status/results.	—	x	—	—
Active test	Diagnostic Test Mode in which CONSULT-II drives some actuators apart from the ECMs and also shifts some parameters in a specified range.	x	—	x	—
ECU (ECM) part number	ECU (ECM) part number can be read.	x	x	x	—
Function test	Conducted by CONSULT-II instead of a technician to determine whether each system is "OK" or "NG" (No Good).	x	x	x	x

x: Applicable

Nickel Metal Hydride Battery Replacement

CONSULT-II contains a nickel metal hydride battery. When replacing the battery obey the following:

WARNING:

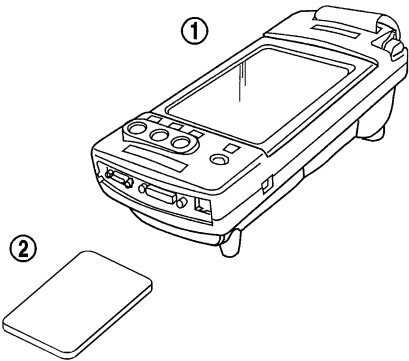
Replace the nickel metal hydride battery with Genuine CONSULT-II battery only. Use of another battery may present a risk of fire or explosion. The battery may present a fire or chemical burn hazard if mistreated. Do not recharge, disassemble or dispose of in fire.

Keep the battery out of reach of children and discard used battery conforming to the local regulations.

CONSULT-II CHECKING SYSTEM

Checking Equipment

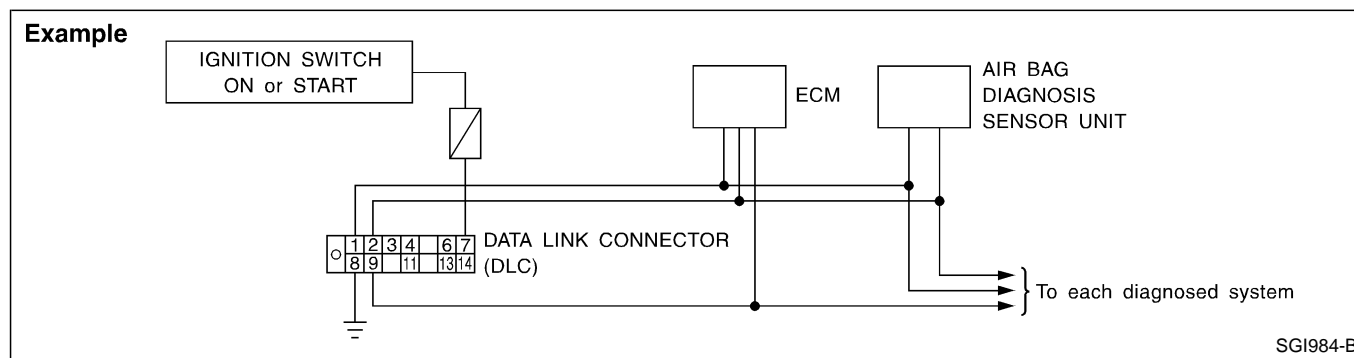
When ordering the below equipment, contact your NISSAN distributor.

Tool name	Description
NISSAN CONSULT-II ① CONSULT-II unit (Tester internal soft: Resident version 3.3.0) and accessories ② Program card AED01C for diagnostic, AEN00A/00B for NATS. To confirm the best combination of those softwares, refer to CONSULT-II Operation Manual.	 <p style="text-align: center;">SGI083A</p>

NOTE:

- The CONSULT-II must be used in conjunction with a program card. CONSULT-II does not require loading (Initialization) procedure.
- Be sure the CONSULT-II is turned off before installing or removing a program card.

CONSULT-II Data Link Connector (DLC) Circuit



INSPECTION PROCEDURE

If the CONSULT-II cannot diagnose the system properly, check the following items.

Symptom	Check item
CONSULT-II cannot access any system.	<ul style="list-style-type: none"> • CONSULT-II DLC power supply circuit (Terminal 7) and ground circuit (Terminal 8) (For detailed circuit, refer to "MIL & Data Link Connectors Wiring Diagram" in EC section.) • CONSULT-II DDL cable
CONSULT-II cannot access individual system. (Other systems can be accessed.)	<ul style="list-style-type: none"> • CONSULT-II program card (Check the appropriate CONSULT-II program card for the system. Refer to "Checking Equipment" above.) • Power supply and ground circuit for the control unite of the system (For detailed circuit, refer to wiring diagram for each system.) • Open or short circuit between the system and CONSULT-II DLC (For detailed circuit, refer to wiring diagram for each system.)

IDENTIFICATION INFORMATION

Model Variation

PICKUP (2WD)

Destination	Class		Grade	Model		Engine	Transmission	Differential carrier	
	Cab	Wheelbase		LH drive	RH drive				
For Chile	Double Cab	Long	DX	CVLGLDFD22UQN	—	YD25DDTi	FS5R30A	C200	
	Single Cab	Short	DX	AVPALDFD22NKL	—	TD27	FS5W71C		
The Middle East	Single Cab	Short	ST	ABEALDFD22SKL	—	Z24S	FS5W71C	C200	
				ABGALDFD22EKL	—	KA24DE			
	Double Cab	Long	ST	ABGALDFD22EKL	—	KA24DE	FS5W71C	C200	
				ABGALDFD22EKL	—	KA24DE			
				ABGALDFD22EKL	—	KA24DE			
				ABGALDFD22EKL	—	KA24DE			
				ABGALDFD22EKL	—	KA24DE			
				ABGALDFD22EKL	—	KA24DE			
	General areas (Except for the Middle East, Australia, New Zealand and Chile)	Single Cab	Long	STD	AVLGLCFD22UWL	AVLGRCFD22UWL	YD25	FS5W71C	C200
					ABGGLCFD22EKL	ABGGRCFD22EKL	KA24DE		
Double Cab		Long	STD	AVPGLCFD22NWL	AVPGRCFD22NWL	TD27	FS5W71C	C200	
				CVLGLCFD22UWL	CVLGRCFD22UWL	YD25			
				CBGGLCFD22EKL	CBGGRCFD22EKL	KA24DE			
				CVPLCFD22NWL	CVPLGRCFD22NWL	TD27			
				CBGGLCFD22EKL	CBGGRCFD22EKL	KA24DE			
				CBGGLCFD22EKL	CBGGRCFD22EKL	KA24DE			
Australia and New Zealand		Single Cab	Long	ST	CBGGLCFD22EKL	CBGGRCFD22EKL	KA24DE	FS5W71C	C200
					CBGGLCFD22EKL	CBGGRCFD22EKL	KA24DE		
	Double Cab	Long	SE	CBGGLCFD22EKL	CBGGRCFD22EKL	KA24DE	FS5W71C	C200	
				CBGGLCFD22EKL	CBGGRCFD22EKL	KA24DE			
				CBGGLCFD22EKL	CBGGRCFD22EKL	KA24DE			
				CBGGLCFD22EKL	CBGGRCFD22EKL	KA24DE			
	Zew Zealand	Double Cab	Long	DX	CVLGLFFD22UWG	CVLGRFFD22UWG	YD25DDTi	FS5W71C	C200
					4WD appearance	ABGGRCFD22EKL	ABGGRCFD22EKL		
					Single Cab	ABGGRDBD22EKL	ABGGRDBD22EKL		
					King Cab	CBGGRDBD22EKL	CBGGRDBD22EKL		
Double Cab	Long	DX	CBGGLCFD22EKL	CBGGRCFD22EKL	KA24DE	FS5W71C	C200		
			CBGGLCFD22EKL	CBGGRCFD22EKL	KA24DE				
Zew Zealand	Double Cab	Long	DX	AVLGRDFD22UQL	AVLGRDFD22UQL	YD25DDTi	FS5W71C	C200	
				King Cab	BVLGRDFD22UQN	BVLGRDFD22UQN			
				Double Cab	CVLGRDFD22UQN	CVLGRDFD22UQN			

IDENTIFICATION INFORMATION

Model Variation (Cont'd)

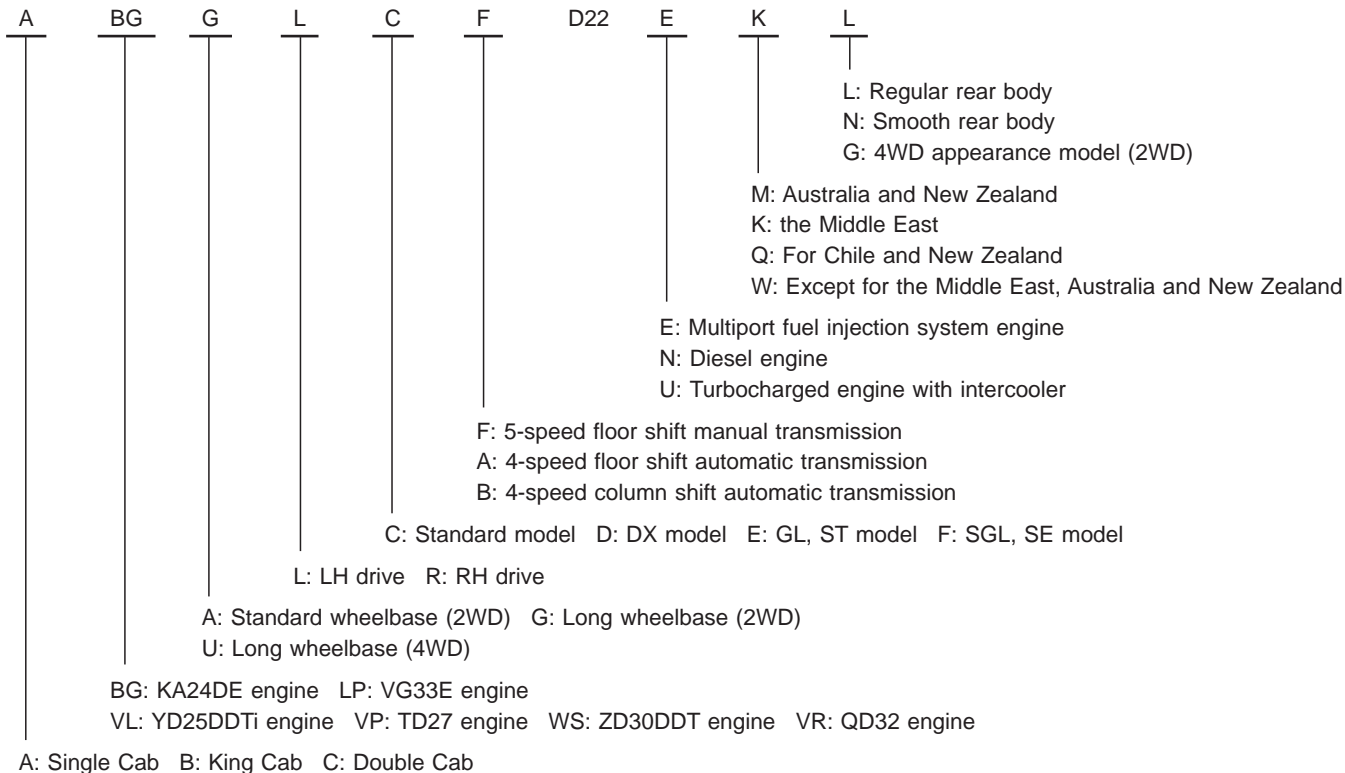
PICKUP (4WD)

Destination	Class		Grade	Model				Engine	Transmission	Differential carrier		Transfer
	Cab	Wheelbase		LH drive	RH drive	Front	Rear					
For Chile	Double Cab	Long	DX	CVLULDFD22UQN	—	YD25DDTi	FS5R30A	R180	C200	TX10		
			ST	CVLULEFD22UQN	—							
The Middle East	Single Cab Double Cab	Long	DX	ABGULDFD22EKL CBGULDFD22EKN	—	KA24DE	FS5W71C	R180	C200	TX10		
			STD	ABGULCFD22EWL AWSULCFD22TWL AVRULCFD22NWL	ABGURCFD22EWL AWSURCFD22TWL AVRURCFD22NWL						ZD30DDT QD32	
General areas (Except for the Middle East, Australia, New Zealand and Chile)	Single Cab Double Cab	Long	STD	CBGULCFD22EWN CWSULCFD22TWN CVRULCFD22NWN	CBGURCFD22EWN CWSURCFD22TWN CVRURCFD22NWN	KA24DE	FS5R30A	R180	C200	TX10		
			SE	CBGULFFD22EWN CWSULFFD22TWN CVRULFFD22NWN CVRULCAD22NWN CVRULFAD22NWN	CWSURFFD22TWN CVRURFFD22NWN						QD32	
			STD	—	AWSURCFD22TML	ZD30DDT						
			DX	—	AWSURDFD22TML		FS5R30A					
			ST	—	BWSUREFD22TMN	RE4R01A						
			DX	—	CLPURDFD22EMN CWSURDFD22TMN CLPUREFD22EMU		FS5R30A					
			ST	—	CWSUREFD22TMN	C200						
			DX	—	—		V G33E ZD30DDT V G33E					
			ST	—	—	ZD30DDT						

IDENTIFICATION INFORMATION

Model Variation (Cont'd)

Prefix and suffix designations (Pickup)

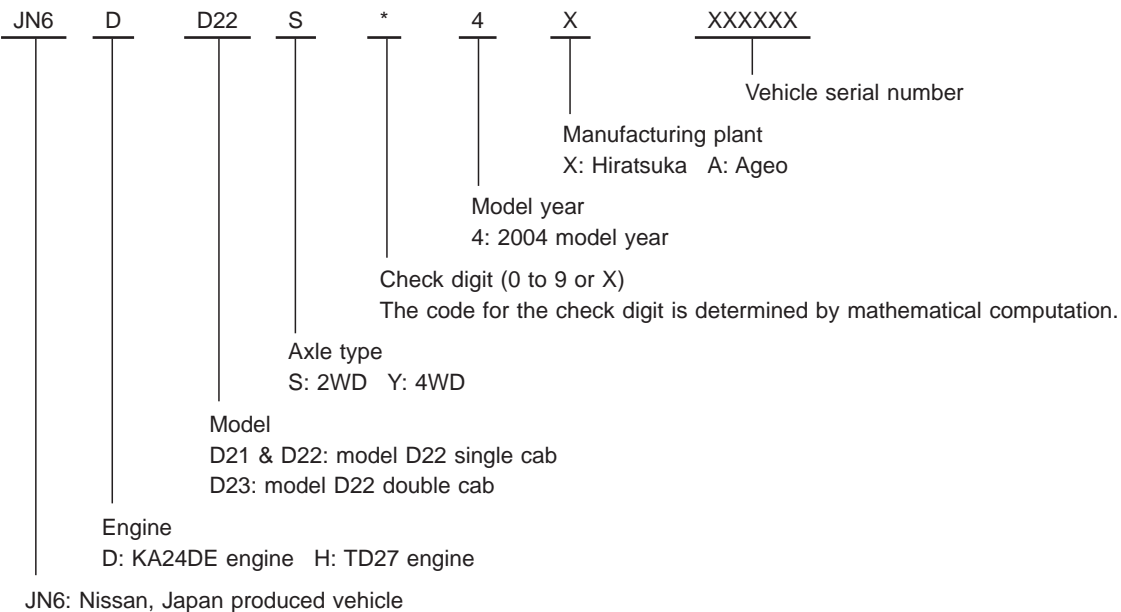


Identification Number

VEHICLE IDENTIFICATION NUMBER

Prefix and suffix designations

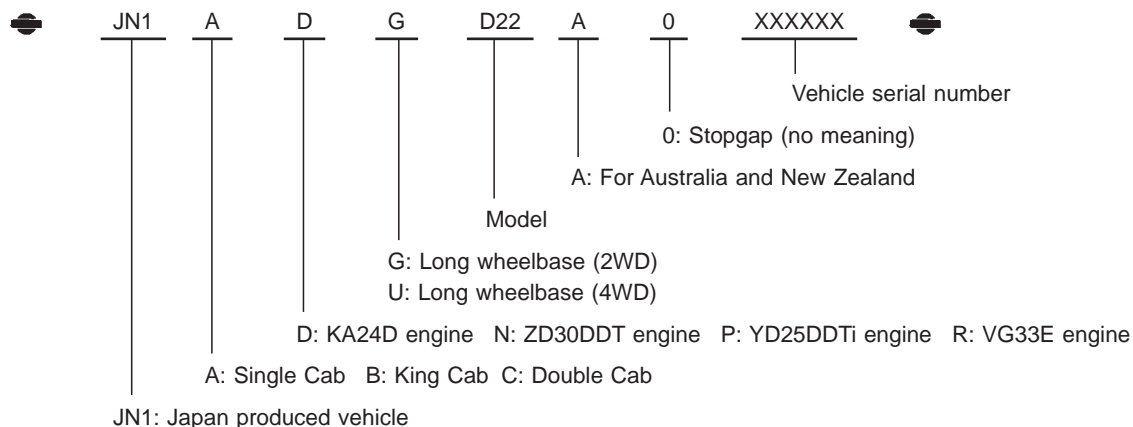
For the Middle East



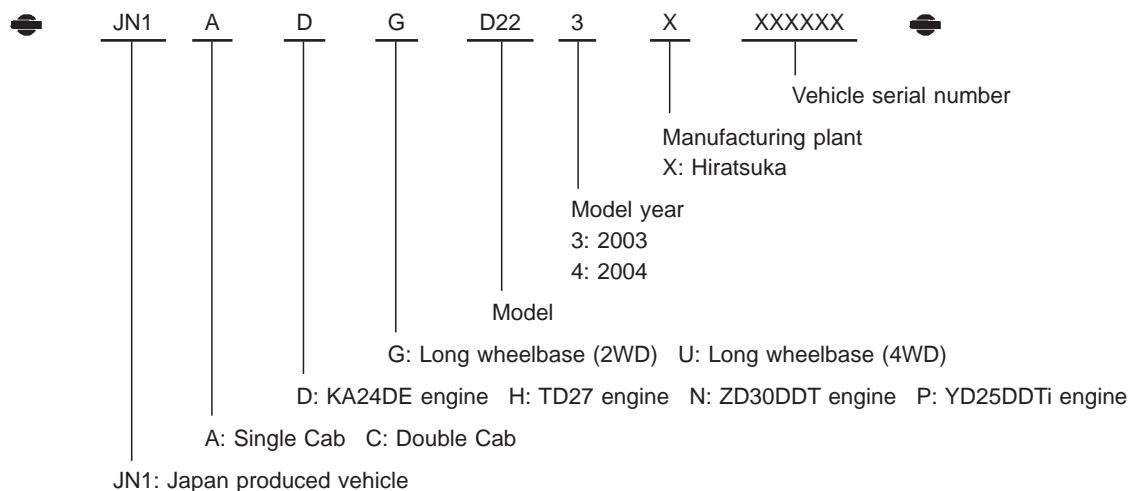
IDENTIFICATION INFORMATION

Identification Number (Cont'd)

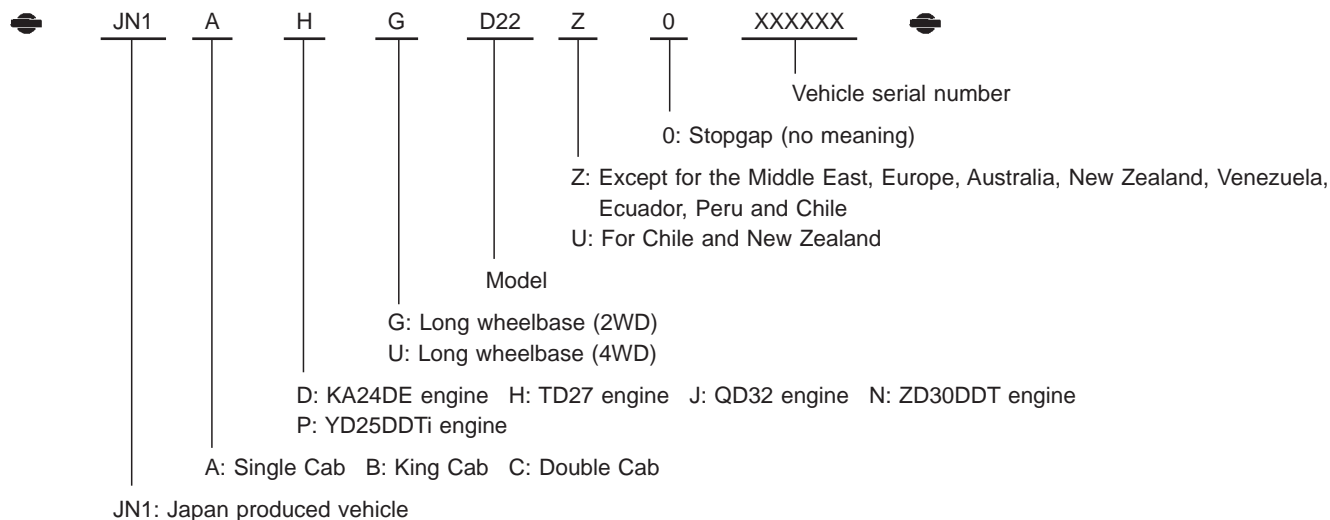
For Australia and New Zealand



For Venezuela, Ecuador and Peru



Except for the Middle East, Europe, Australia, Venezuela, Ecuador and Peru



GI

MA

EM

LC

EC

FE

CL

MT

AT

TF

PD

FA

RA

BR

ST

RS

BT

HA

EL

IDX