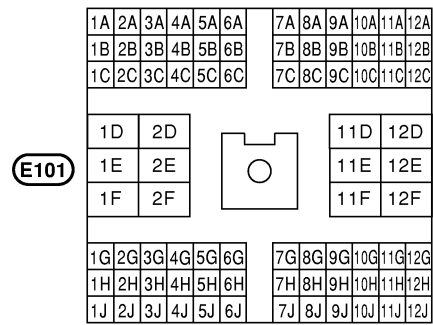
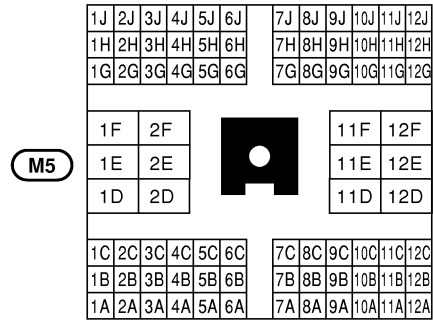


# SUPER MULTIPLE JUNCTION (SMJ)

## Terminal Arrangement

MAIN HARNESS

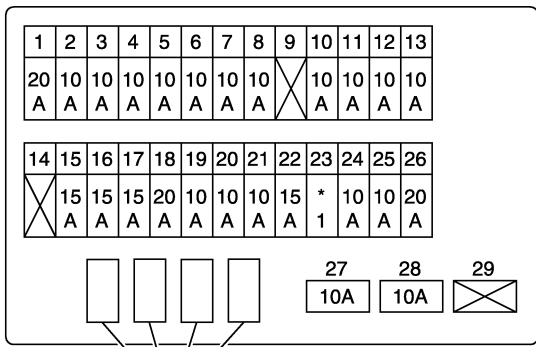
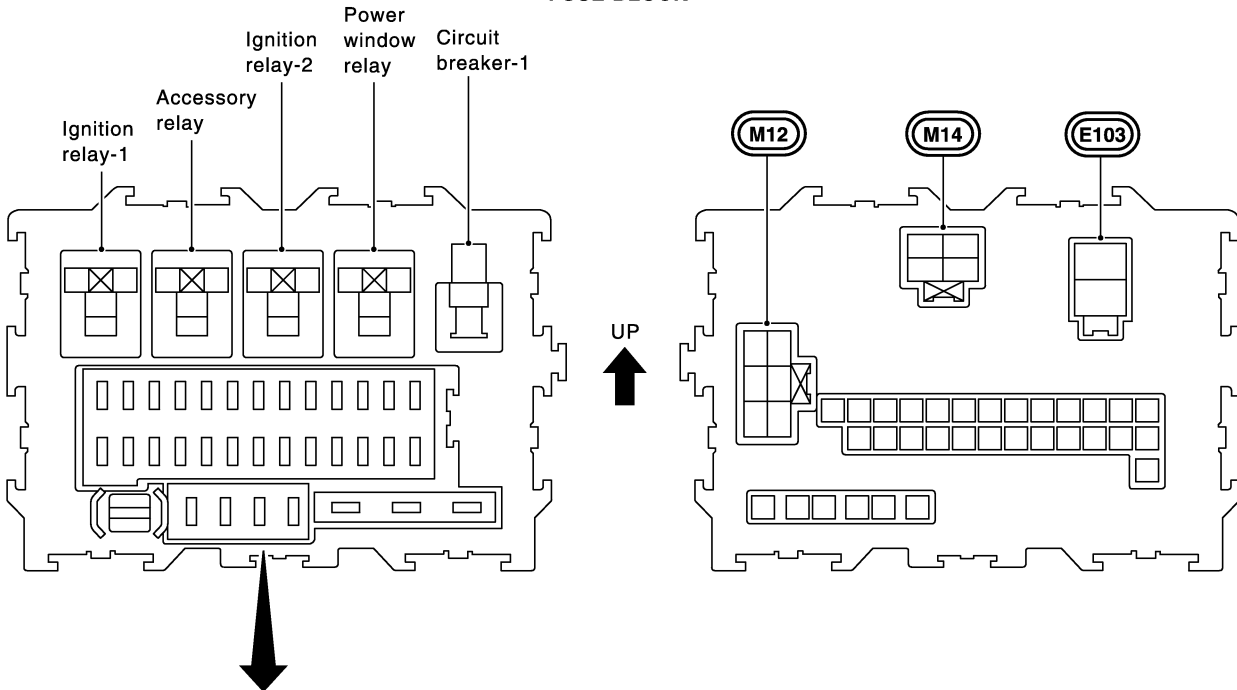


ENG ROOM HARNESS

# FUSE AND FUSIBLE LINK

## Terminal Arrangement

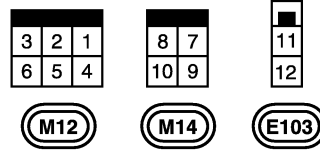
### FUSE BLOCK



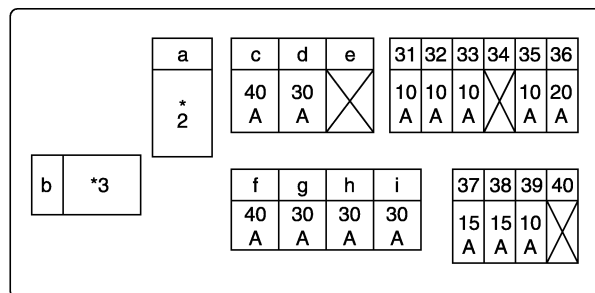
FUSE

Spare fuse

\*1: 10A ... With ZD engine  
15A ... With Z engine



### FUSIBLE LINK AND FUSE BOX



FRONT

No. 31 - 40: Fuse a - i: Fusible link

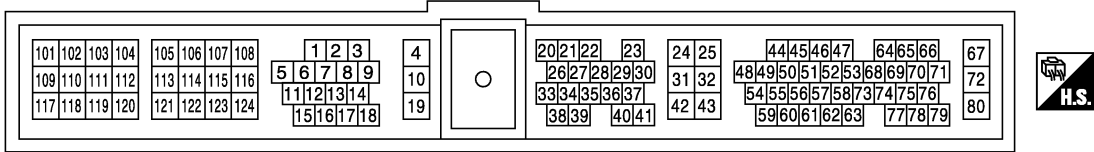
\*2: 80A ... With Z, KA, VG, TD, QD and ZD engines  
100A ... With YD engine

\*3: 60A ... With YD engine  
80A ... With TD, QD and ZD engines

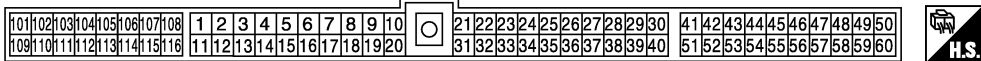
# CONTROL UNITS

## Terminal Arrangement

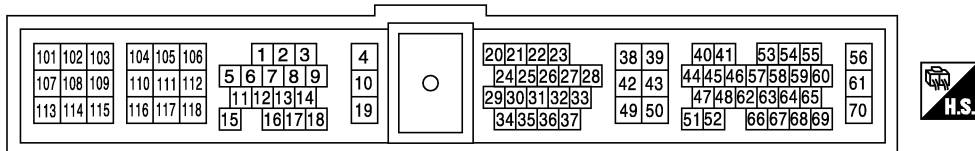
ECM (M32) (LHD models with KA engine for Europe)



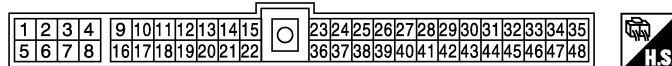
ECM (F51) (VG engine)



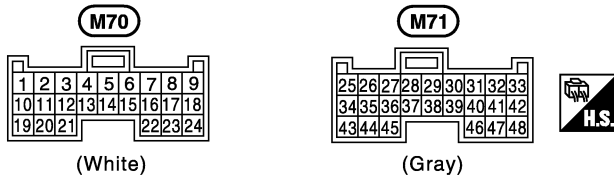
ECM (M32) (LHD models with YD and ZD engines),  
(F51) (RHD models with YD and ZD engines)



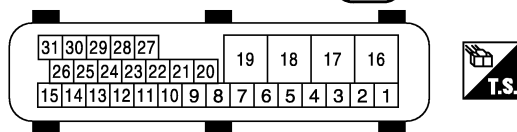
ECM (M32) (LHD models with KA engine except for Europe), (F51) (RHD models with KA engine)  
TCM (Transmission control module) (M69) (A/T models with VG engine)



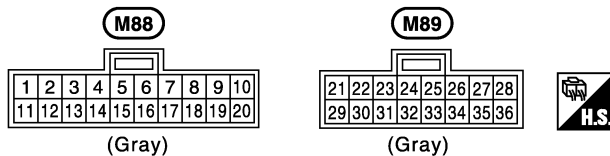
TCM (Transmission control module) (A/T models with KA engine)



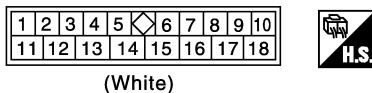
ABS actuator assembly (E4)



AUTO A/C CONTROL UNIT



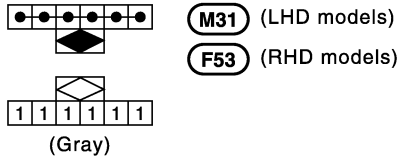
SMART ENTRANCE CONTROL UNIT (M62)



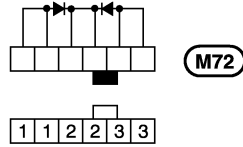
# JOINT CONNECTOR (J/C)

## Terminal Arrangement

### Joint connector-1



### Joint connector-2



### Joint connector-3

