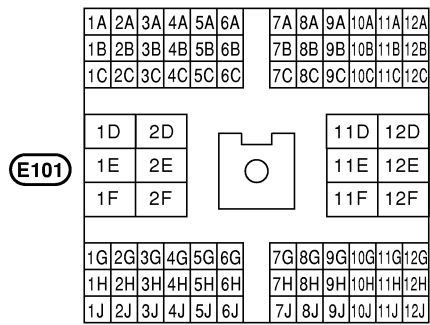
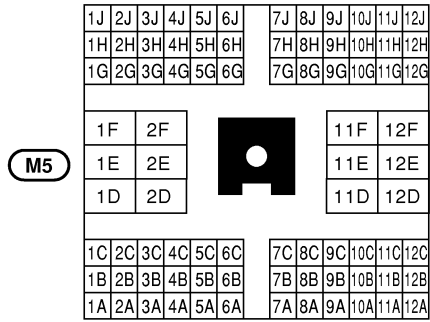


SUPER MULTIPLE JUNCTION (SMJ)

Terminal Arrangement

MAIN HARNESS

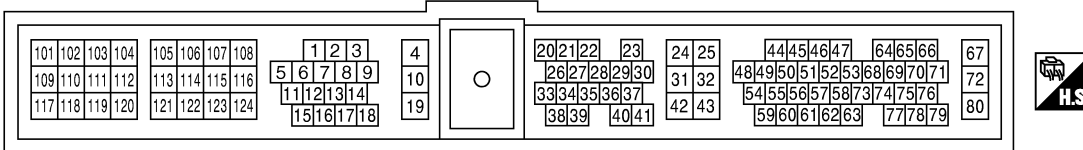


ENG ROOM HARNESS

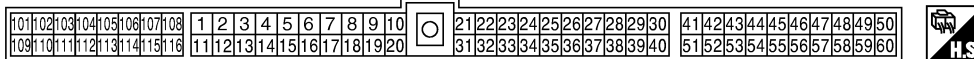
CONTROL UNITS

Terminal Arrangement

ECM **(M32)** (LHD models with KA engine for Europe)

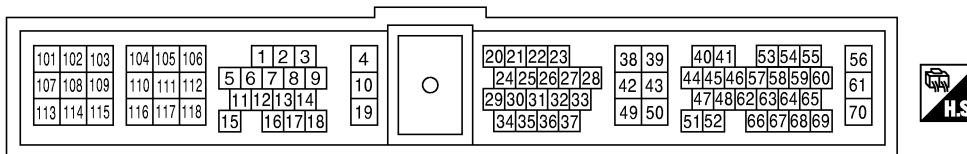


ECM **(F51)** (VG engine)



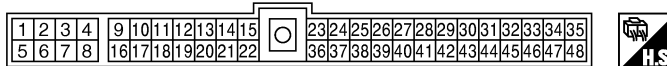
ECM **(M32)** (LHD models with YD and ZD engines),

(F51) (RHD models with YD and ZD engines)

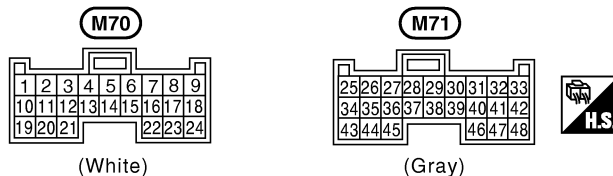


ECM **(M32)** (LHD models with KA engine except for Europe), **(F51)** (RHD models with KA engine)

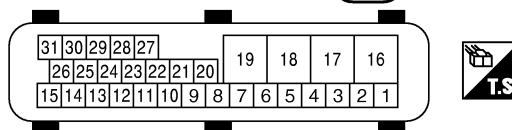
TCM (Transmission control module) **(M69)** (A/T models with VG engine and QD engine)



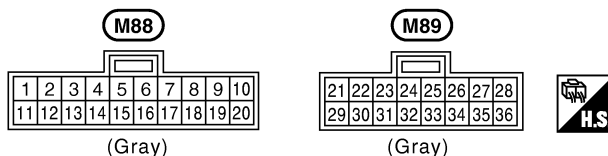
TCM (Transmission control module) (A/T models with KA engine)



ABS actuator assembly **(E4)**



AUTO A/C CONTROL UNIT



SMART ENTRANCE CONTROL UNIT **(M62)**

