

ELECTRICAL SYSTEM

SECTION **EL**

MODIFICATION NOTICE:

- Wiring diagrams have been changed.
- Harness layouts have been changed.

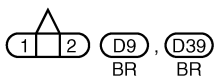
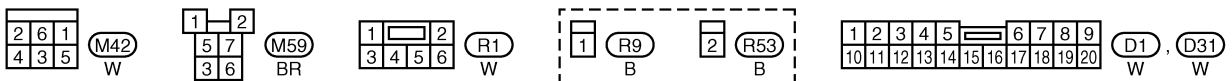
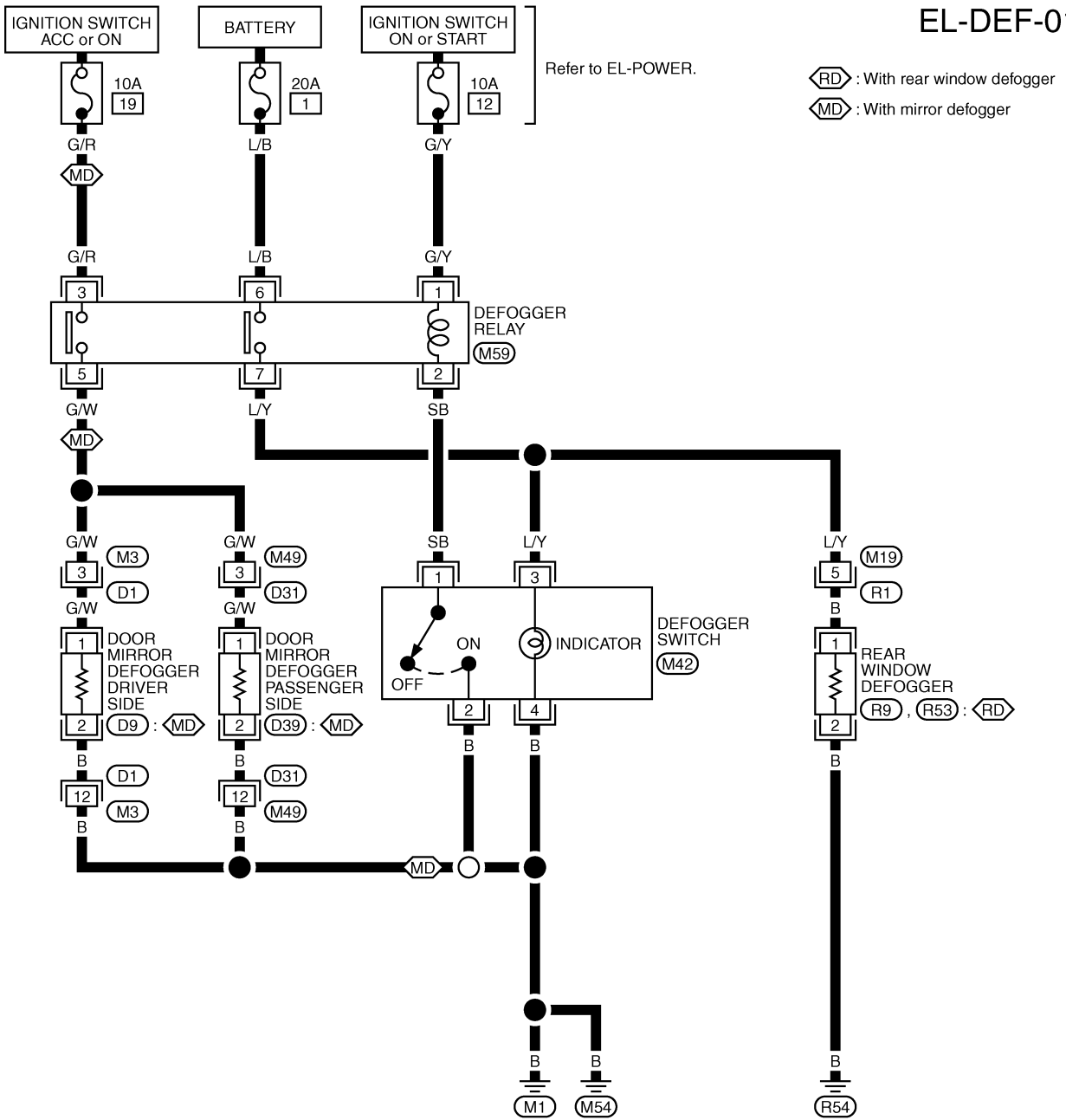
CONTENTS

REAR WINDOW DEFOGGER AND MIRROR		
DEFOGGER	6002	
Wiring Diagram — DEF —	6002	
HARNESS LAYOUT	6004	
	Main Harness	6004
	Room Lamp Harness/LHD Models	6008
	Room Lamp Harness/RHD Models	6009

REAR WINDOW DEFOGGER AND MIRROR DEFOGGER

Wiring Diagram — DEF —

EL-DEF-01



GEL042B

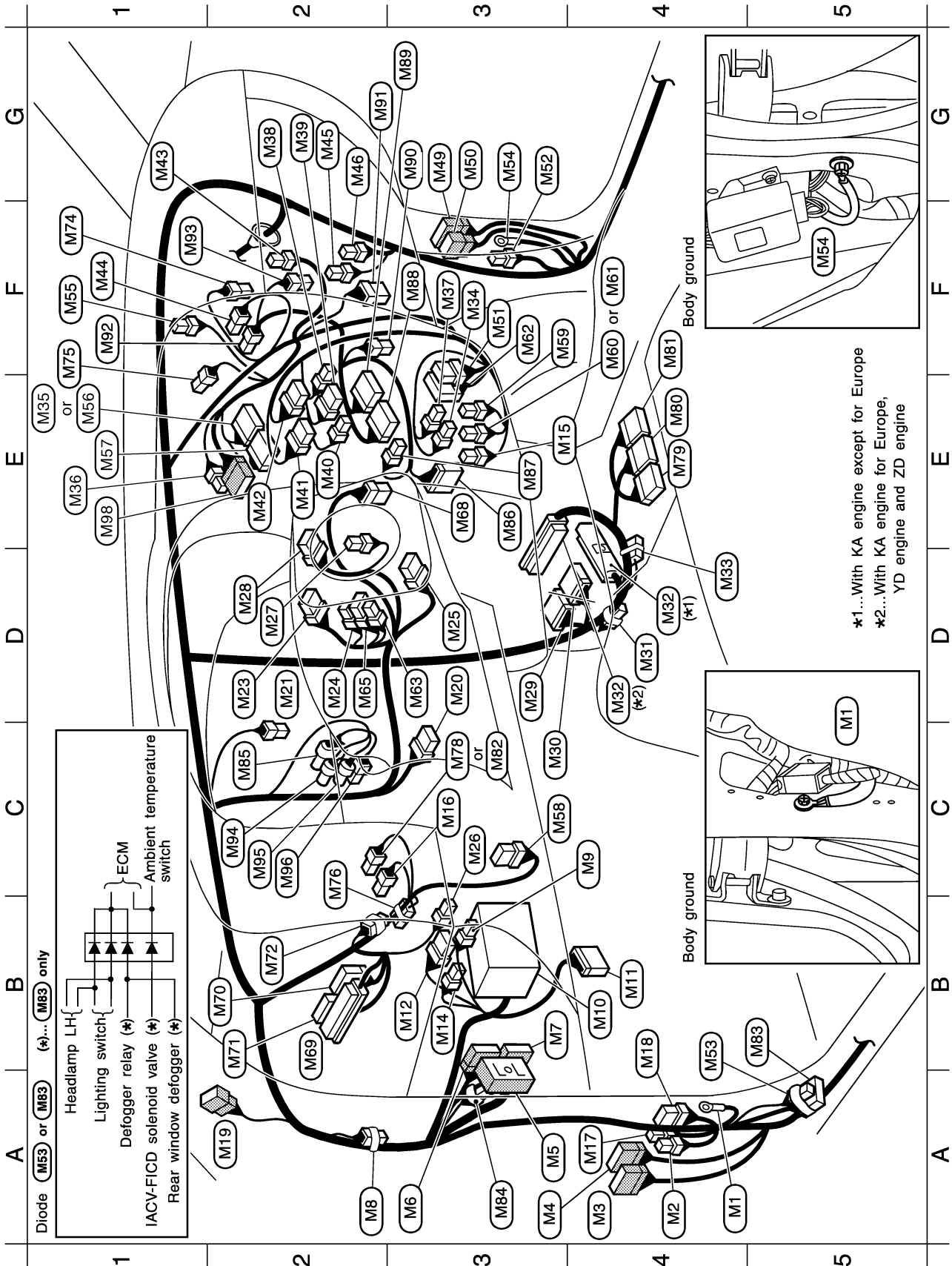
REAR WINDOW DEFOGGER AND MIRROR DEFOGGER

NOTE

HARNESS LAYOUT

Main Harness

INSTRUMENT PANEL — LHD MODELS

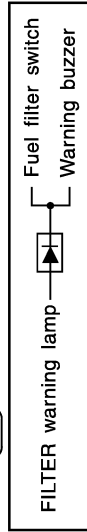


HARNESS LAYOUT

Main Harness (Cont'd)

A4	(M1)	—	: Body ground	E1	(M36)	W/4	: To CD changer sub-harness (YD engine for Europe — with power window or single and king cab without air bag)	B2	(M69)	W/48	: TCM (Transmission control module) (QD engine with A/T)
A4	(M2)	W/2	: Warning buzzer (Diesel engine except for Europe and the Middle East)	F3	(M37)	B/2	: Cigarette lighter	B2	(M70)	W/24	: TCM (Transmission control module) (KA engine with A/T)
A4	(M3)	W/20	: To (D1)	G2	(M38)	W/3	: A/C switch (Without auto A/C)	B2	(M71)	GY/24	: TCM (Transmission control module) (KA engine with A/T)
A3	(M4)	W/12	: To (D2) (With power window)	G2	(M39)	W/6	: Fan switch (Without auto A/C)	B2	(M72)	-/6	: Joint connector-2 (With A/T)
A3	(M5)	SMJ	: To (E10J)	E2	(M40)	W/2	: Fan switch illumination (Without auto A/C)	F1	(M74)	W/2	: Intake air temperature sensor (With auto A/C)
A3	(M6)	W/24	: To (N1)	E2	(M41)	W/8	: Hazard switch	F1	(M75)	B/2	: Sunload sensor (With auto A/C)
B3	(M7)	BR/24	: To (N2)	E2	(M42)	W/6	: Defogger switch (For Europe or double cab except for the Middle East)	C2	(M76)	W/6	: Option connector (For Europe) (For theft warning system)
A2	(M8)	-/2	: Diode (Diesel engine except for Europe and the Middle East)	G1	(M43)	Y/2	: Front passenger air bag module	C3	(M78)	L/2	: Shift lock brake switch (With A/T)
C4	(M9)	L/4	: Fuel pump relay (KA engine)	F1	(M44)	BR/4	: Thermo control amplifier (Without auto A/C)	E4	(M79)	Y/12	: Air bag diagnosis sensor unit (For pre-tensioner seat belt)
B4	(M10)	—	: Fuse block	G2	(M45)	BR/4	: Fan resistor (Without auto A/C)	E4	(M80)	Y/20	: Air bag diagnosis sensor unit
B4	(M11)	W/16	: Data link connector	G2	(M46)	W/2	: Blower motor	F4	(M81)	Y/12	: Air bag diagnosis sensor unit (For pre-tensioner seat belt)
B3	(M12)	W/6	: Fuse block	G3	(M49)	W/20	: To (D3I)	C3	(M82)	B/2	: Brake pedal position switch (YD25)
B3	(M14)	W/4	: Fuse block	F3	(M51)	W/8	: Door lock timer (With power door lock except for Europe)	B5	(M83)	L/10	: Diode (KA engine except for Europe)
E3	(M15)	B/3	: Combination flasher unit	G3	(M52)	W/2	: Circuit breaker-2 (For Europe and KA engine for the Middle East — except double cab without power window)	A3	(M84)	BR/2	: Resistor (With A/T)
C3	(M16)	B/2	: Stop lamp switch	B4	(M53)	L/4	: Diode (KA engine for Europe)	C2	(M85)	GY/6	: Accelerator work unit (YD25)
A4	(M17)	L/4	: Front fog lamp relay (YD engine for Europe)	G3	(M54)	—	: Body ground	E3	(M86)	BR/10	: Mode door motor (With auto A/C)
B4	(M18)	W/6	: Not used (QD engine with A/T)	F1	(M55)	W/2	: Security indicator (With NATS)	F3	(M88)	GY/20	: A/C auto amp. (With auto A/C)
A2	(M19)	W/6	: To (R1)	E1	(M56)	W/10	: Audio unit (YD engine for Chile)	G3	(M89)	GY/16	: A/C auto amp. (With auto A/C)
D3	(M20)	W/6	: Ignition switch	E1	(M57)	W/6	: Audio unit (YD engine with rear speaker for Chile)	G3	(M90)	L/2	: Aspirator motor (With auto A/C)
D2	(M21)	W/1	: Parking brake switch (Stick type)	C3	(M58)	BR/8	: Multi-remote control unit (For Europe except double cab without power window)	G2	(M91)	B/6	: Air mix door motor (With auto A/C)
D2	(M23)	BR/8	: Lighting switch • Turn signal lamp switch	F3	(M59)	BR/6	: Defogger relay (For Europe or double cab except for the Middle East)	F1	(M92)	W/4	: Fan control amp. (With auto A/C)
D2	(M24)	BR/4	: Lighting switch	F4	(M60)	L/4	: Rear fog lamp relay (For Europe)	F1	(M93)	W/4	: Intake door motor (With auto A/C)
D3	(M25)	Y/7	: Spiral cable (With air bag)	F4	(M61)	L/4	: Front fog lamp relay (ZD engine)	C2	(M94)	BR/3	: Accelerator position sensor (ZD30)
C3	(M26)	L/2	: A/T check switch	F3	(M62)	W/18	: Smart entrance control unit (For Europe)	C2	(M95)	GY/3	: Accelerator position switch (ZD30)
D2	(M27)	B/1	: Horn switch (Without air bag)	D3	(M63)	W/3	: Front fog lamp switch (YD engine for Chile and ZD engine)	E1	(M98)	W/12	: Audio unit (Via sub-harness) (Except for Europe)
D2	(M28)	GY/8	: Wiper and washer switch	D2	(M65)	W/6	: Fog engine for Chile and ZD engine)	D2	(M65)	W/6	: Fog lamp switch (For Europe)
D3	(M29)	W/12	: Glow control unit (TD engine except for cold areas and QD engine)	E3	(M68)	W/8	: NATS IMMU (For Europe)	E3	(M68)	W/8	: NATS IMMU (For Europe)
C3	(M30)	W/16	: Glow control unit (TD engine for cold areas)	D3	(M63)	W/3	: Front fog lamp switch (YD engine for Chile and ZD engine)				
D4	(M31)	GY/6	: Joint connector-1 (KA engine)	D2	(M65)	W/6	: Fog lamp switch (For Europe)				
D4	(M32)	SMJ	: ECM (KA, YD and ZD engines)	E3	(M68)	W/8	: NATS IMMU (For Europe)				
D4	(M33)	—	: Joint connector-3 (KA engine for Europe)								
F3	(M34)	W/2	: Ashtray illumination (With gasoline engine for the Middle East)								
E1	(M35)	W/10	: Audio unit (For Europe)								

Diode (M8)



HARNESS LAYOUT

Main Harness (Cont'd)

INSTRUMENT PANEL — RHD MODELS



HEL084C

HARNESS LAYOUT

Main Harness (Cont'd)

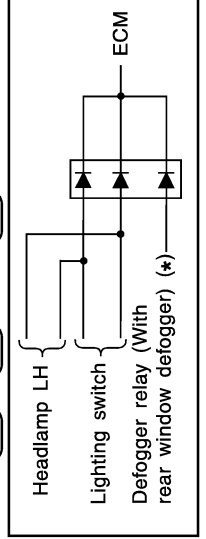
G4 (M1)	—	: Body ground	A2 (M46)	W/2	: Blower motor	C4 (M80)	Y/20	: Air bag diagnosis sensor unit (With air bag)
G4 (M3)	W/20	: To (D1)	A2 (M47)	W/16	: To (F55) (KA, VG, YD and ZD engines)	D4 (M81)	Y/12	: Air bag diagnosis sensor unit (With air bag for Europe and Australia)
G4 (M4)	W/12	: To (D2) (With power window)	A2 (M48)	W/24	: To (F54) (KA, VG, YD and ZD engines)	E4 (M82)	B/2	: Brake pedal position switch (YD engine)
G3 (M5)	SMJ	: To (E101)	A3 (M49)	W/20	: To (D31)	A4 (M83)	L/10	: Diode (Double cab with KA engine)
F4 (M6)	W/24	: To (N1)	A3 (M50)	W/6	: To (D32) (With power window)	A1 (M84)	BR/2	: Resistor (With A/T)
G2 (M7)	BR/24	: To (N2)	B3 (M51)	W/8	: Door lock timer (With power door lock except for Europe)	G3 (M85)	GY/6	: Accelerator work unit (YD engine)
E4 (M9)	L/4	: Fuel pump relay (KA and VG engines)	G3 (M52)	W/2	: Circuit breaker-2 (For Europe except double cab without power window)	D3 (M86)	BR/10	: Mode door motor (With auto A/C)
F4 (M10)	—	: Fuse block	A3 (M53)	L/4	: Diode (Single cab with KA engine)	D3 (M87)	W/2	: In-vehicle sensor (With auto A/C)
F4 (M11)	W/16	: Data link connector	A3 (M54)	—	: Body ground	B3 (M88)	GY/20	: A/C auto amp. (With auto A/C)
F3 (M12)	W/6	: Fuse block	B1 (M55)	W/2	: Security indicator (For Europe)	B3 (M89)	GY/16	: A/C auto amp. (With auto A/C)
F3 (M14)	W/4	: Fuse block	F2 (M58)	BR/8	: Multi-remote control unit (For Europe except double cab without power window)	B3 (M90)	L/2	: Aspirator motor (With auto A/C)
C4 (M15)	B/3	: Combination flasher unit	C4 (M59)	BR/6	: Defogger relay (For Europe or king cab and double cab)	C1 (M92)	W/4	: Fan control amp. (With auto A/C)
E3 (M16)	B/2	: Stop lamp switch	C3 (M60)	L/4	: Rear fog lamp relay (For Europe)	B1 (M93)	W/4	: Intake door motor (With auto A/C)
A3 (M17)	L/4	: Front fog lamp relay (For Europe)	C4 (M61)	W/4	: Front fog lamp relay (ST•SE grade with ZD engine except king cab)	G3 (M94)	BR/3	: Accelerator position sensor (ZD engine)
F1 (M19)	W/6	: To (R1)	B4 (M62)	W/18	: Smart entrance control unit (For Europe)	G3 (M95)	GY/3	: Accelerator position switch (ZD engine)
E3 (M20)	W/6	: Ignition switch	D3 (M64)	L/6	: Front fog lamp switch (ST•SE grade with ZD engine except king cab)	G3 (M96)	W/3	: Accelerator switch (F/C) (ZD engine)
D1 (M21)	W/1	: Parking brake switch (Stick type)	D3 (M65)	W/6	: Front and rear fog lamp switch (For Europe)	C1 (M98)	W/12	: Audio unit (Via sub-harness) (Except for Europe)
D2 (M23)	BR/8	: Lighting switch	D4 (M66)	GY/20	: ECM (Diesel engine with EGR)			
D2 (M24)	BR/4	: Turn signal lamp switch	D4 (M67)	GY/16	: ECM (Diesel engine with EGR)			
D3 (M25)	Y/7	: Lighting switch	E3 (M68)	W/8	: NATS IMMU (For Europe)			
D3 (M27)	B/1	: Spiral cable (With air bag)	E1 (M70)	W/24	: TCM (Transmission control module) (With A/T)			
D2 (M28)	GY/8	: Wiper and washer switch	E1 (M71)	GY/24	: TCM (Transmission control module) (With A/T)			
D4 (M29)	W/12	: Glow control unit (TD engine without EGR and QD engine)	E1 (M73)	W/4	: A/T device (With A/T and column shift)			
C1 (M35)	W/16	: Audio unit (For Europe)	B1 (M74)	W/2	: Intake air temperature sensor (With auto A/C)			
C1 (M36)	W/4	: To CD changer sub-harness (For Europe except double cab without power window)	B1 (M75)	B/2	: Sunload sensor (With auto A/C)			
C3 (M37)	B/2	: Cigarette lighter	F2 (M76)	W/6	: Option connector for theft warning system (For Europe)			
C3 (M38)	W/3	: A/C switch (Without auto A/C)	E4 (M78)	L/2	: Shift lock brake switch (With A/T)			
C2 (M39)	W/6	: Fan switch (Without auto A/C)	C4 (M79)	Y/12	: Air bag diagnosis sensor unit (With air bag for Europe and Australia)			
C2 (M40)	W/2	: Fan switch illumination (Without auto A/C)						
C2 (M41)	W/8	: Hazard switch						
C2 (M42)	W/6	: Defogger switch (For Europe or king cab and double cab)						
A2 (M43)	Y/2	: Air bag module passenger side						
B1 (M44)	BR/4	: Thermo control amplifier (Without auto A/C)						
A2 (M45)	BR/4	: Fan resistor (Without auto A/C)						

Engine compartment



(M221) W/6 : Wiper motor (TD and QD engines)

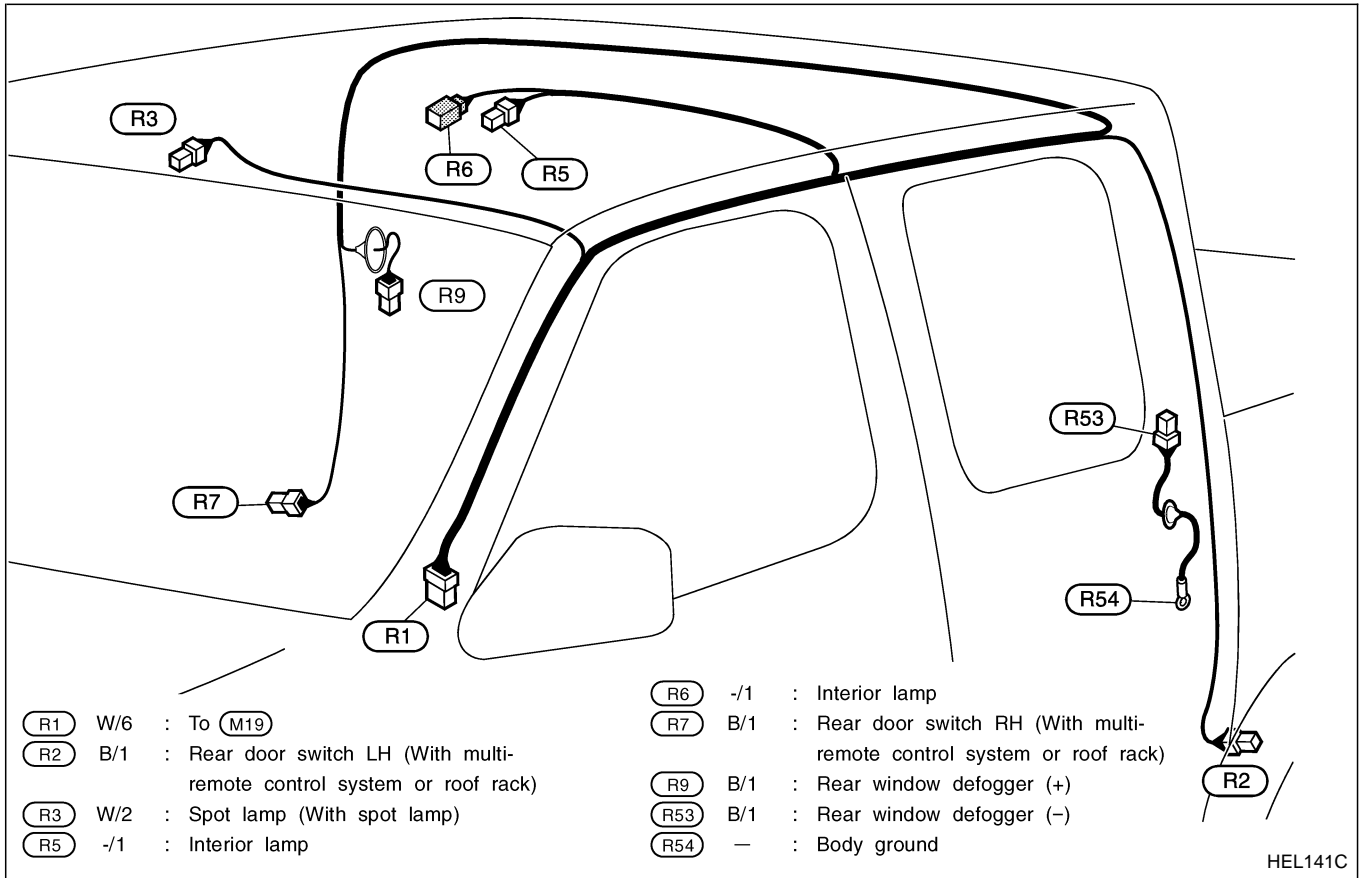
Diode (M53 or M83) (*):.. (M83) only



HARNESS LAYOUT

Room Lamp Harness/LHD Models

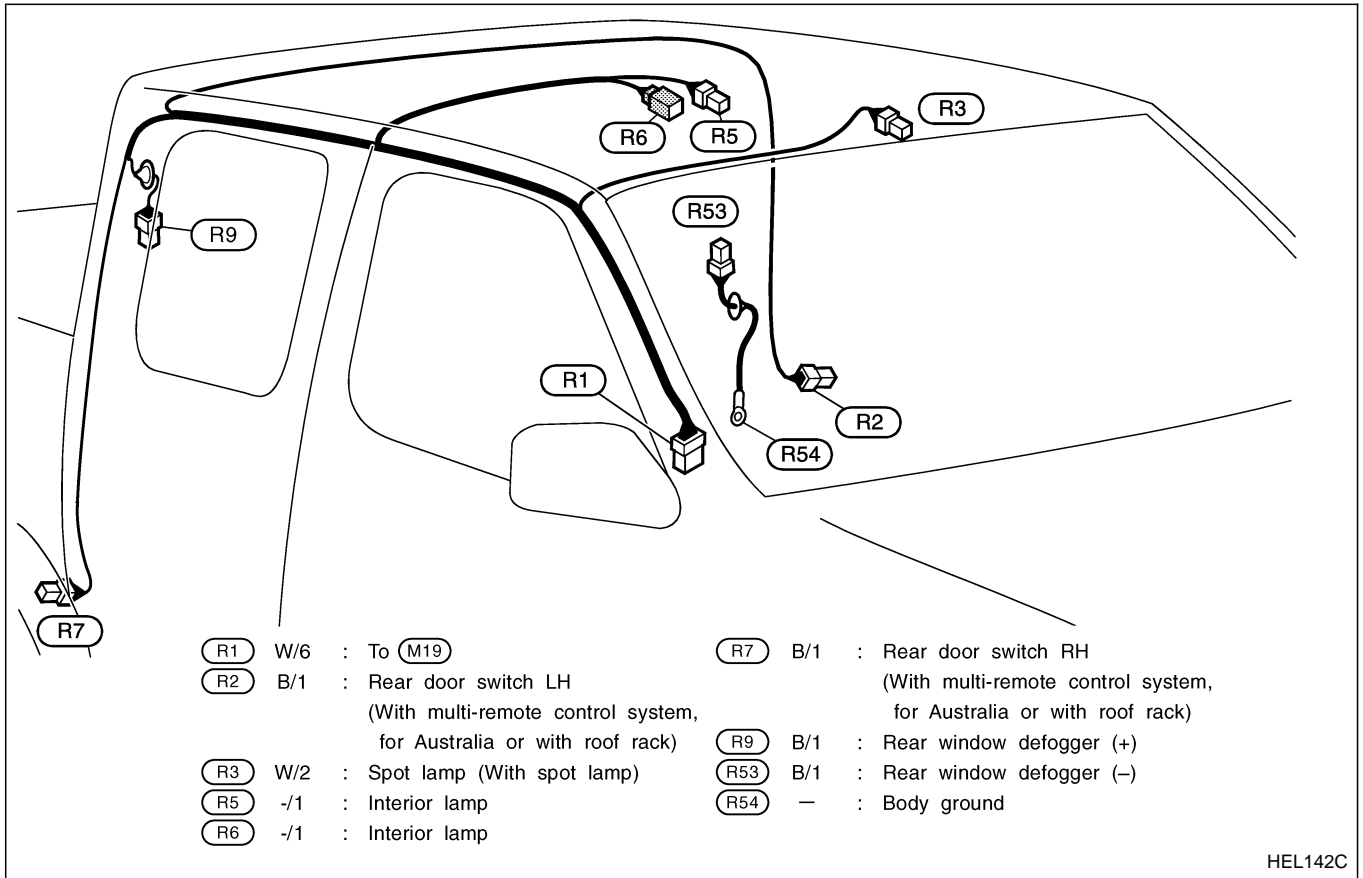
DOUBLE CAB



HARNESS LAYOUT

Room Lamp Harness/RHD Models

DOUBLE CAB



HEL142C