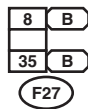


RELAY HOLDER



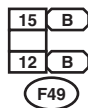
FRONT CLEARANCE LIGHT LH



FRONT TURN SIGNAL LIGHT LH



ABS CONTROL MODULE



HEADLIGHT LEVELER RH



FRONT FOG LIGHT RH



FRONT TURN SIGNAL LIGHT RH



FRONT CLEARANCE LIGHT RH



HEADLIGHT LEVELER SWITCH



HEADLIGHT LEVELER LH



SUB FAN MOTOR



SECONDARY AIR PUMP



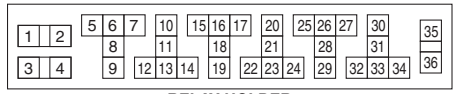
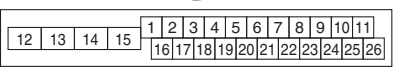
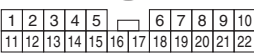
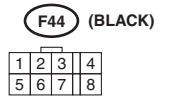
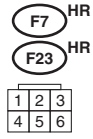
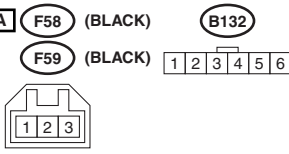
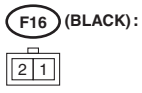
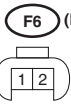
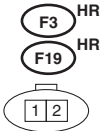
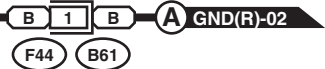
HEADLIGHT RH



HEADLIGHT LH



: WITHOUT VDC
 : MANUAL HEADLIGHT BEAM LEVELER MODEL
 : NON-TURBO MODEL
 : TURBO MODEL



RELAY HOLDER