

## 14. Satellite Safing Sensor

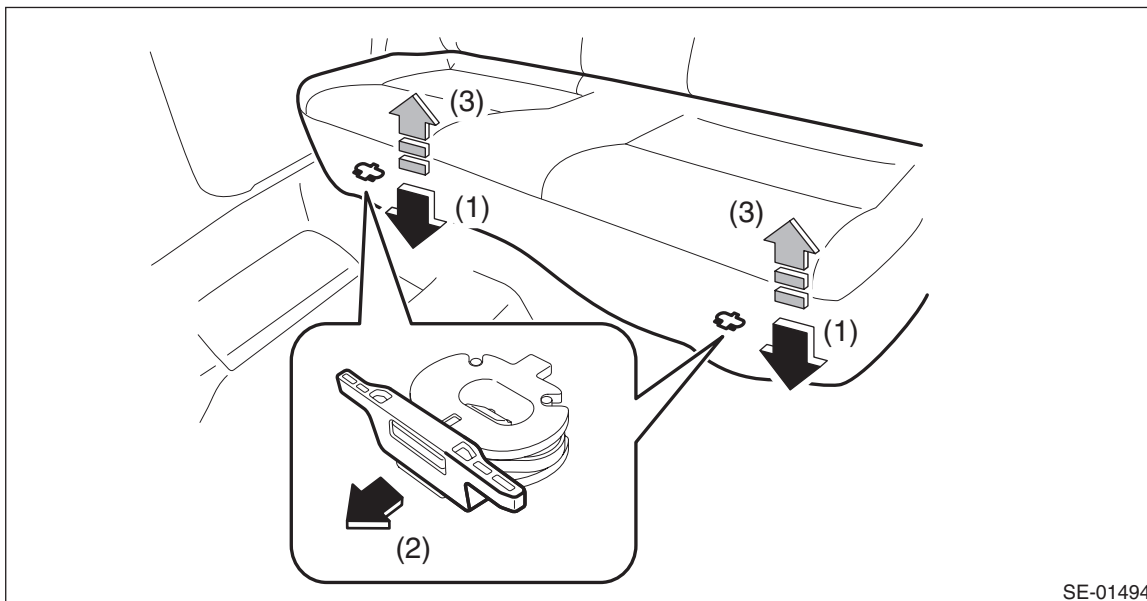
### A: REMOVAL

- 1) Turn the ignition switch to OFF.
- 2) Disconnect the ground cable from battery and wait for at least 60 seconds before starting work.

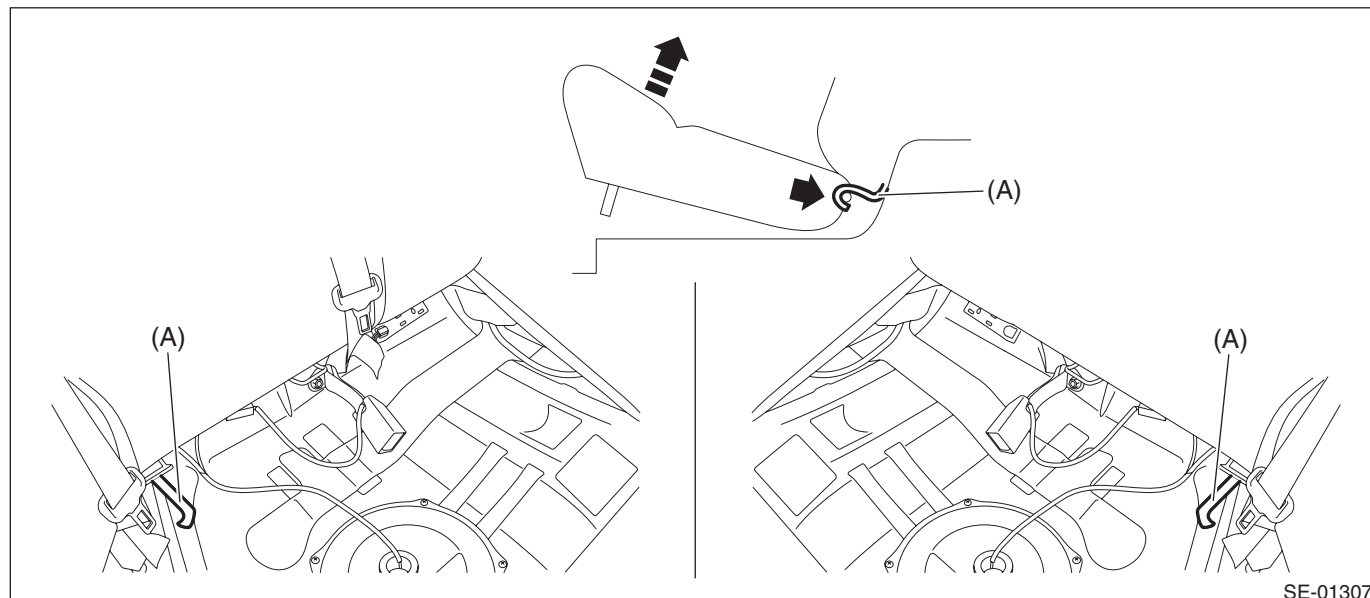
#### CAUTION:

**The airbag system is fitted with a backup power supply. After disconnecting the battery ground cable, the airbag may operate if you do not wait for 60 seconds before starting the service of airbag system.**

- 3) Remove the rear seat cushion assembly.
  - (1) Push the corners of the rear seat cushion from above.
  - (2) While pushing the corners of the rear seat cushion from above, pull the knob of the hook - seat cushion rear towards yourself.
  - (3) While pulling the knob towards yourself, disconnect the hooks by lifting up the rear seat cushion.



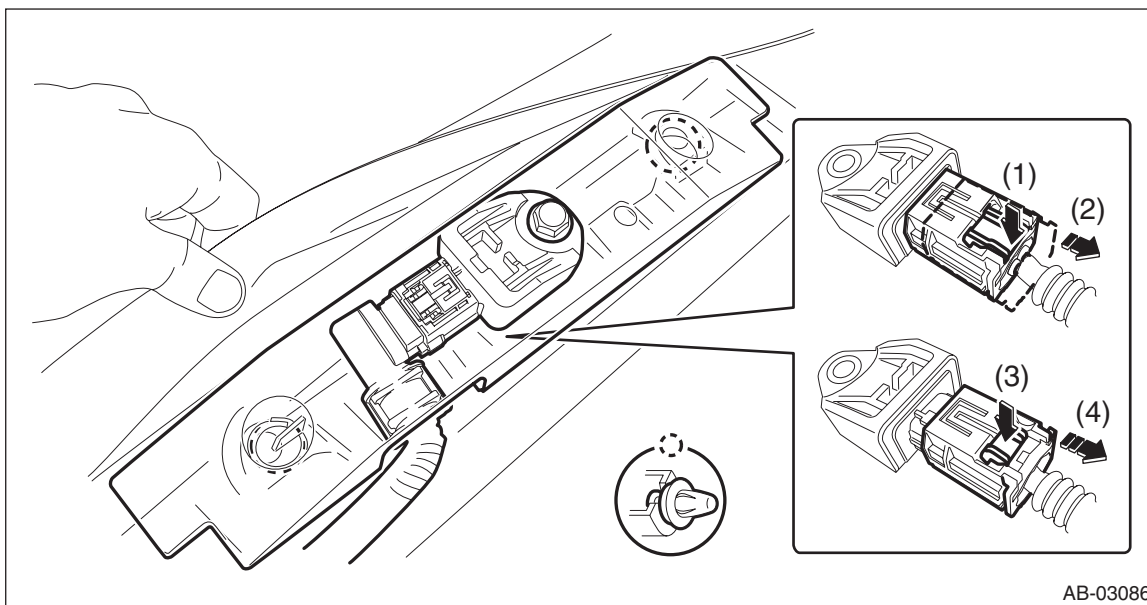
- (4) Remove the hook (A) by pushing it back while lifting the front side of the rear seat cushion, and remove the rear seat cushion.



## 4) Remove the satellite safing sensor.

(1) Remove the clip, and remove the cover - satellite safing.

(2) Remove the bolts and then remove the satellite safing sensor. <Ref. to AB-23, FRONT SUB SENSOR, FRONT DOOR IMPACT SENSOR AND SATELLITE SAFING SENSOR, PROCEDURE, Airbag Connector.>



AB-03086

## B: INSTALLATION

### CAUTION:

- Do not reuse the bolt and nut.

Always replace with the specified new bolts and nuts.

- When installing the cover - satellite safing, push the cover securely until it contacts the floor panel.
  - If the cover - satellite safing is too loose at its mounting portion to remove easily, replace with a new cover - satellite safing.
  - After installing the cover - satellite safing, make sure that the sensor harness does not get caught.
- Install each part in the reverse order of removal.

### Tightening torque:

**7.5 N·m (0.76 kgf-m, 5.5 ft-lb)**

## C: INSPECTION

Check for the following, and replace the damaged parts with new parts.

- The satellite safing sensor connector is damaged.
- The cover - satellite safing is damaged
- Side airbag or curtain airbag has been activated.