

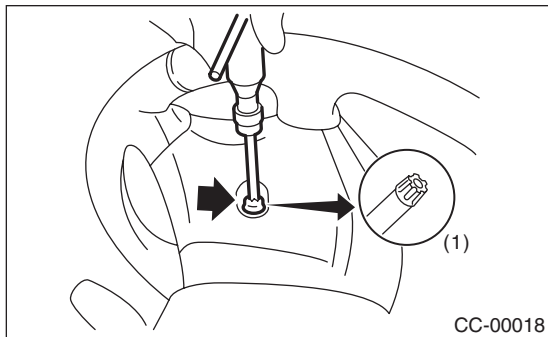
## 9. Steering Satellite Switch

### A: REMOVAL

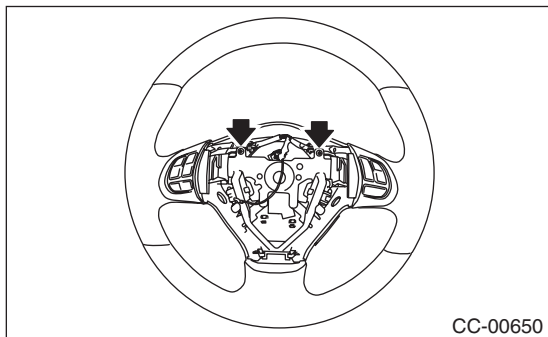
**WARNING:**

Before servicing, be sure to read the notes in the “AB” section for proper handling of the driver’s airbag module. <Ref. to AB-5, CAUTION, General Description.>

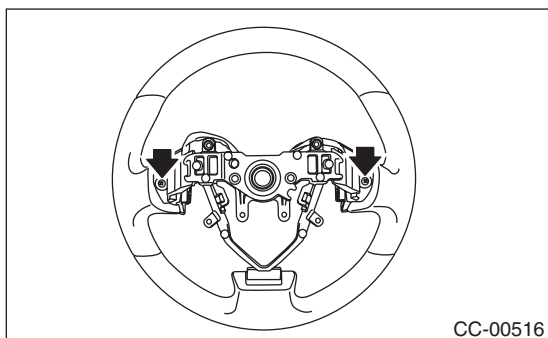
- 1) Set the front wheels in straight ahead position.
- 2) Turn the ignition switch to OFF.
- 3) Disconnect the ground cable from battery and wait for at least 60 seconds before starting work.
- 4) Using TORX® bit T30 (1), loosen two TORX® bolts which secure the driver’s airbag module.



- 5) Disconnect the airbag module connector on back of the airbag module. <Ref. to AB-8, PROCEDURE, Airbag Connector.>
- 6) Remove the steering wheel. <Ref. to PS-13, REMOVAL, Steering Wheel.>
- 7) Remove the screws to remove the lower cover from steering wheel.



- 8) Loosen the screws on the backside of the steering wheel and remove the satellite switch.

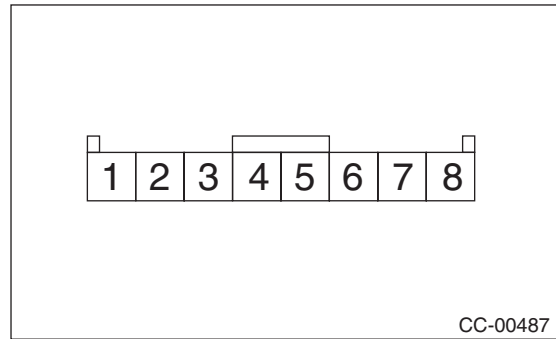


### B: INSTALLATION

Install each part in the reverse order of removal.

### C: INSPECTION

- 1) Remove the airbag module from the steering wheel. <Ref. to AB-15, REMOVAL, Driver’s Airbag Module.>
- 2) Check the resistance between satellite switch connector terminals.
  - Model with normal audio and navigation

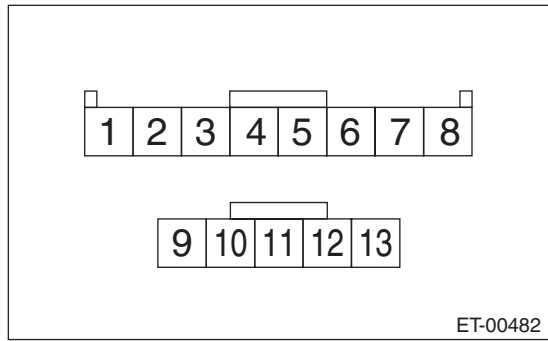


Switch	Position	Terminal No.	Standard
Mute Volume (+) Volume (-) Mode SEEK (∧) SEEK (∨)	All OFF	4 and 5	Approx. 4.7 kΩ
Mute	ON	4 and 5	Approx. 22 Ω
Volume (+)	ON	4 and 5	Approx. 90 Ω
Volume (-)	ON	4 and 5	Approx. 200 Ω
Mode	ON	4 and 5	Approx. 360 Ω
Preset CH UP/ SEEK (∧)	ON	4 and 5	Approx. 690 Ω
Preset CH DOWN/SEEK (∨)	ON	4 and 5	Approx. 1.5 kΩ

# Steering Satellite Switch

## ENTERTAINMENT

- Model with premium audio (Bluetooth applicable) and model with navigation



Switch	Position	Terminal No.	Standard
Volume (+) Volume (-) Mode SEEK ( $\wedge$ ) SEEK ( $\vee$ )	All OFF	4 and 5 5 and 11	Approx. 100 k $\Omega$
Volume (+)	ON	4 and 5	Approx. 1010 $\Omega$
Volume (-)	ON	4 and 5	Approx. 3.21 k $\Omega$
Mode	ON	5 and 11	Less than 1 $\Omega$
SEEK ( $\wedge$ )	ON	4 and 5	Less than 1 $\Omega$
SEEK ( $\vee$ )	ON	4 and 5	Approx. 330 $\Omega$

- 3) Replace the satellite switch if the inspection result is not within the standard value.