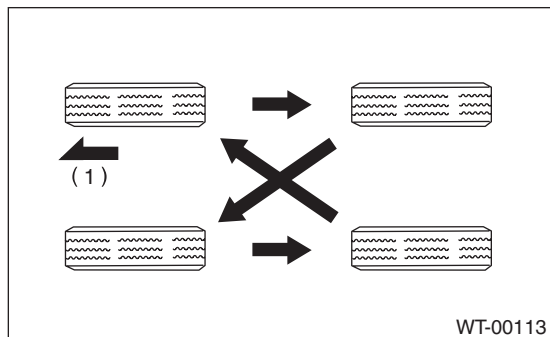


## 23. Tire Rotation

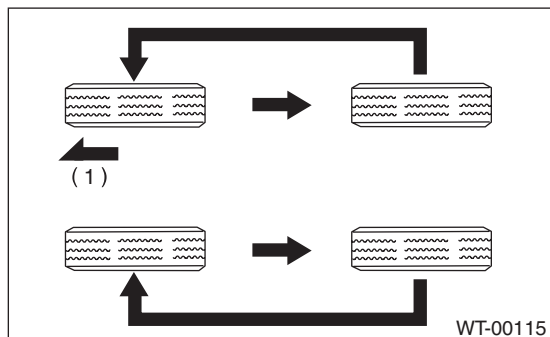
### A: INSPECTION

- 1) When the tread has worn down to less than 1.6 mm (0.063 in) or the wear indicator appears across the tread, replace the tire. (Replace the right and left tire as a set.)
  - 2) If the tire appears to be worn unevenly, adjust the wheel alignment.
  - 3) Next, make a tire rotation between front and rear as shown in the figure, make sure tires are worn evenly.
- When the direction of tire rotation is not specified

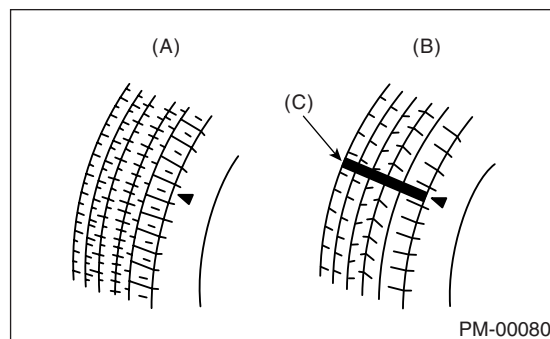


(1) Front

- With instruction for the direction of tire rotation



(1) Front



- (A) New tread
- (B) Damaged tread
- (C) Tread wear indicator

- 4) Re-register the transmitter ID when rotation was performed. (3.0 L U4 model) <Ref. to TPM(diag)-9, REGISTER TRANSMITTER ID, OPERATION, Subaru Select Monitor.>