

Fuel Pump

FUEL INJECTION (FUEL SYSTEMS)

24. Fuel Pump

A: REMOVAL

WARNING:

Place “NO OPEN FLAMES” signs near the working area.

CAUTION:

- Be careful not to spill fuel.
- Before starting work, be sure to reduce fuel in the fuel tank to 3/4 of the tank or less. If there is more fuel in the tank, fuel may spill out.

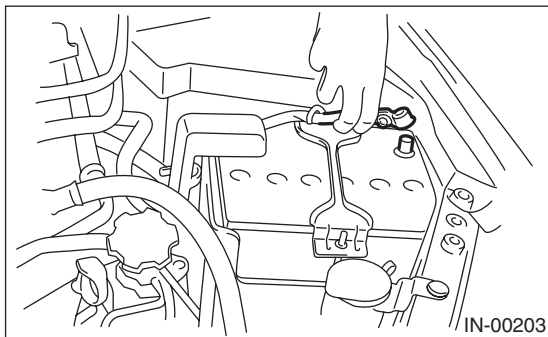
NOTE:

Fuel pump assembly consists of fuel pump, fuel filter and fuel level sensor.

1) Release the fuel pressure. <Ref. to FU(H4SO)-39, RELEASING OF FUEL PRESSURE, PROCEDURE, Fuel.>

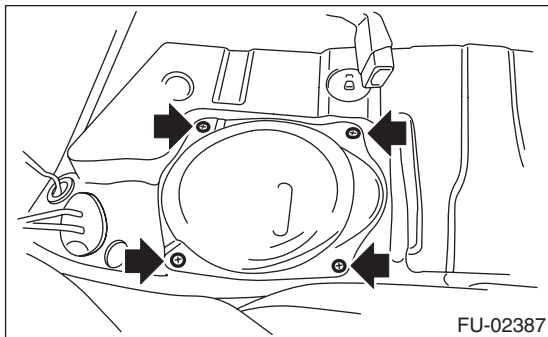
2) Drain fuel. <Ref. to FU(H4SO)-39, DRAINING FUEL, PROCEDURE, Fuel.>

3) Disconnect the ground cable from the battery.

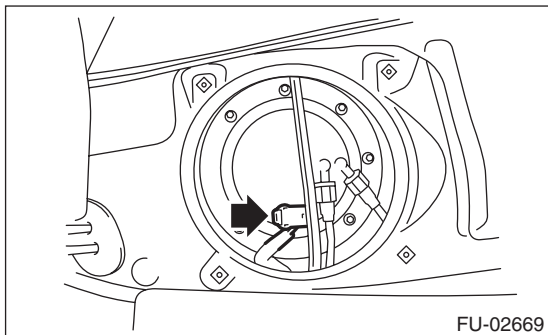


4) Remove the rear seat.

5) Remove the service hole cover.

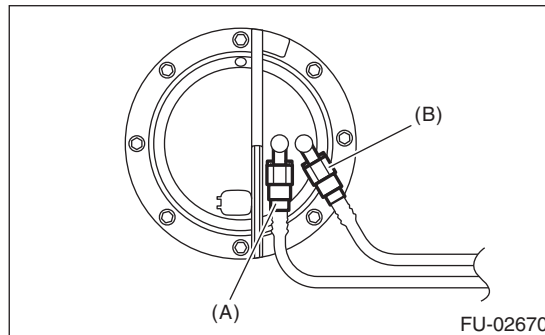


6) Disconnect the connector from fuel pump.



7) Disconnect the quick connector, and then disconnect the fuel delivery hose and jet pump hose. <Ref. to FU(H4SO)-57, REMOVAL, Fuel Delivery and Evaporation Lines.>

8) Remove the nuts which install fuel pump assembly onto fuel tank.



(A) Delivery hose

(B) Jet pump hose

9) Remove the fuel pump assembly from the fuel tank.

B: INSTALLATION

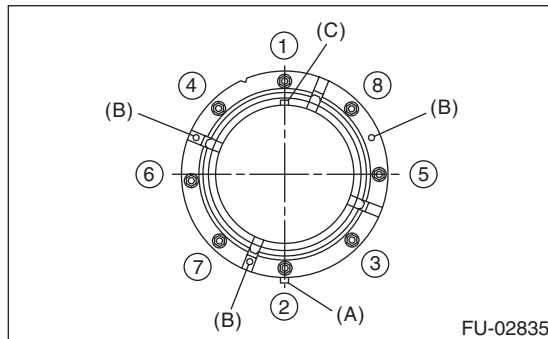
Install in the reverse order of removal.

NOTE:

- Use a new gasket.
- Make sure the sealing portion is free from fuel or foreign matter before installation.
- When assembling, point the protrusion of the gasket (A) towards the front of the vehicle.
- Insert the protrusion (B) of the gasket into the upper plate. (3 locations)
- Align the protrusion (C) of the fuel pump assembly to the cut out in the upper plate.
- Tighten the nuts to the specified torque in the order as shown in the figure.

Tightening torque:

4.4 N·m (0.45 kgf-m, 3.2 ft-lb)



C: INSPECTION

Connect the lead harness to the connector terminal of fuel pump, and apply the battery power supply to check whether the pump operates.

WARNING:

- Wipe off fuel completely.
- Keep the battery as far apart from fuel pump as possible.
- Be sure to turn the battery supply to ON and OFF on the battery side.
- Do not run the fuel pump for a long time under non-load condition.

