

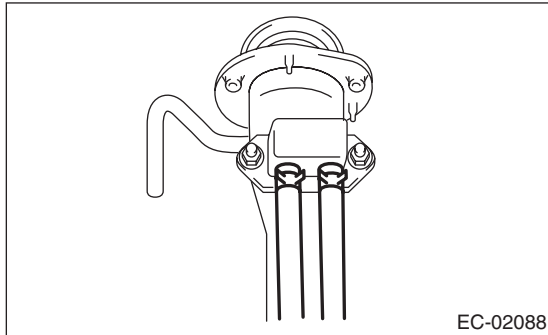
Shut Valve

EMISSION CONTROL (AUX. EMISSION CONTROL DEVICES)

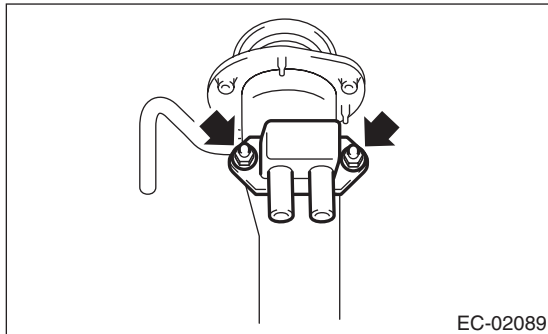
12.Shut Valve

A: REMOVAL

- 1) Remove the fuel filler pipe.<Ref. to FU(H4DOTC)-57, REMOVAL, Fuel Filler Pipe.>
- 2) Disconnect the evaporation hose from the shut valve.



- 3) Remove the shut valve from the fuel filler pipe.

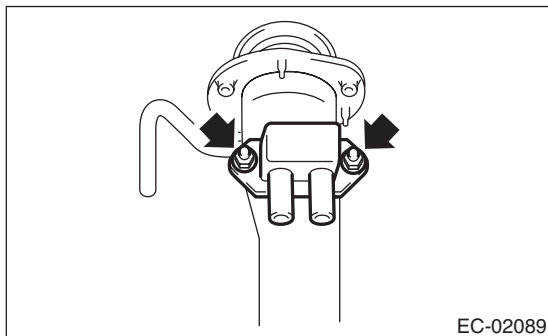


B: INSTALLATION

Install in the reverse order of removal.

Tightening torque:

4.5 N·m (0.46 kgf-m, 3.3 ft-lb)



C: INSPECTION

Make sure the hoses are not cracked or loose.