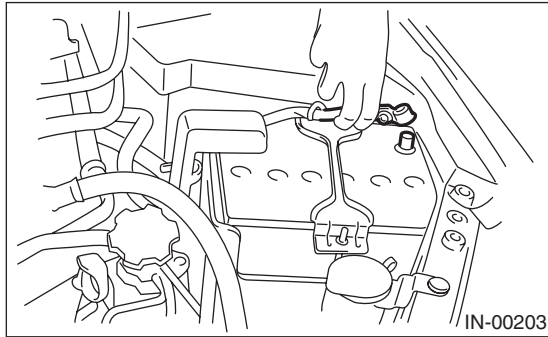


## 21.Main Relay

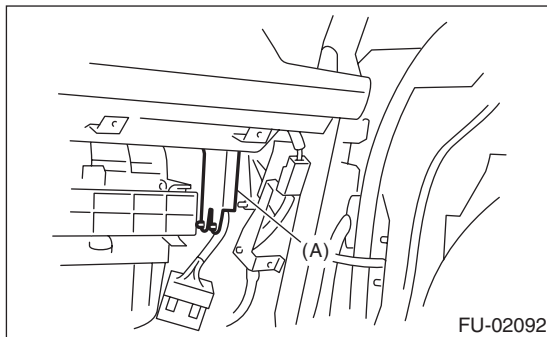
### A: REMOVAL

1) Disconnect the ground cable from battery.

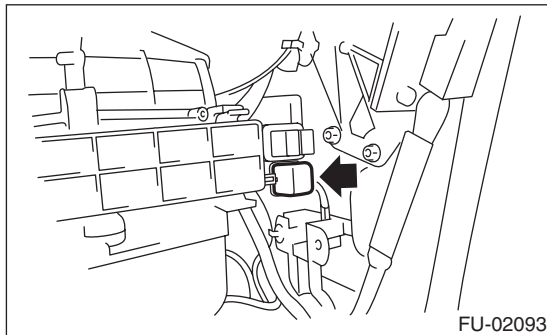


2) Remove the glove box. <Ref. to EI-50, REMOVAL, Glove Box.>

3) Remove the harness cover (A).



4) Disconnect the connectors from main relay.



### B: INSTALLATION

Install in the reverse order of removal.