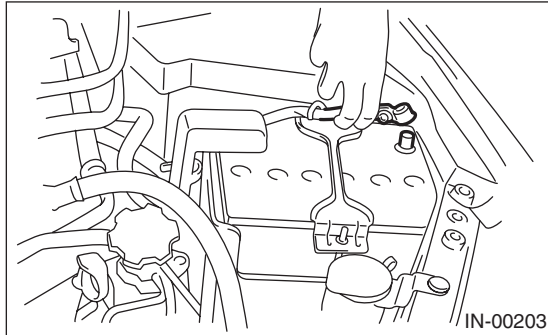



7. Knock Sensor

A: REMOVAL

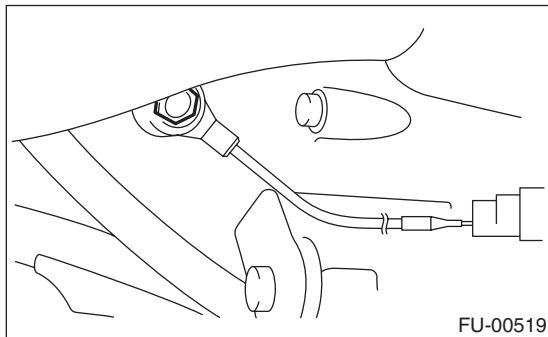
- 1) Remove the collector cover.
- 2) Disconnect the ground cable from battery.



- 3) Remove the intercooler. <Ref. to IN(H4DOTC)-12, REMOVAL, Intercooler.>
- 4) Disconnect the knock sensor connector.



- 5) Remove the knock sensor from the cylinder block.



B: INSTALLATION

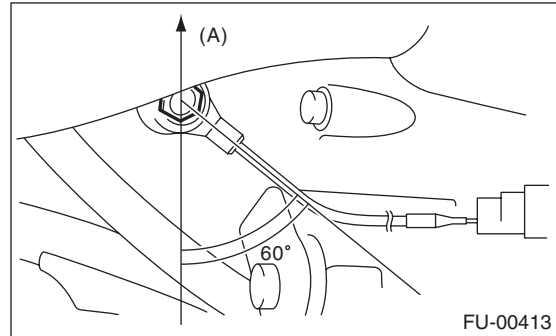
- 1) Install the knock sensor to the cylinder block.

NOTE:

The portion of the knock sensor cord that is pulled out must be positioned at a 60° angle relative to the engine rear.


Tightening torque:

24 N·m (2.4 kgf-m, 17.4 ft-lb)

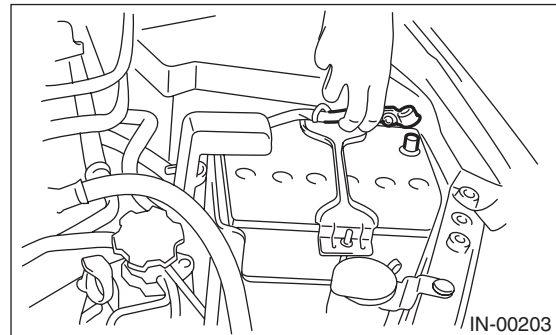


(A) Front side

- 2) Connect the knock sensor connector.



- 3) Install the intercooler. <Ref. to IN(H4DOTC)-12, INSTALLATION, Intercooler.>
- 4) Connect the battery ground cable to the battery.



- 5) Install the collector cover.